



Updated: 1/6/23

2023 MASTER PRICE LIST

Effective December 1, 2022 - May 30, 2023

Prices Subject to Change Without Notice

TABLES

TC-65 Table / Seating Units with attached ABS Stools, U/L Listed, Chrome is standard.

Model Number	Description	List Price	Weight
STTA514?A??	4' Associate, Rectangle Top, 4 stools (round or comfort). Specify Height, Laminate, Armor Edge, Stool and Leg color.	\$ 1,964.00	81 lb. (36.7 kg)
STTA514?B??	4' Associate, Radius Top both ends, 4 stools (round or comfort). Specify Height, Laminate, Armor Edge, Stool and Leg color.	\$ 1,964.00	81 lb. (36.7 kg)
STTA514?C??	4' Associate, "D" Shape Top, 4 stools (round or comfort). Specify Height, Laminate, Armor Edge, Stool and Leg color.	\$ 1,964.00	81 lb. (36.7 kg)
BTTA514?A??	4' Associate, Rectangle Top, 2 benches. Specify Height, Top and Bench Laminate, Top and Bench Armor Edge, Stool and Leg color.	\$ 2,536.00	90 lb. (40.8 kg)
BTTA514?B??	4' Associate, Radius Top both ends, 2 benches. Specify Height, Top and Bench Laminate, Top and Bench Armor Edge and Leg color.	\$ 2,536.00	90 lb. (40.8 kg)
BTTA514?C??	4' Associate, "D" Shape Top, 2 benches. Specify Height, Top and Bench Laminate, Top and Bench Armor Edge and Leg color.	\$ 2,444.00	90 lb. (40.8 kg)
STTA516?A??	6' Associate, Rectangle Top, 6 stools (round or comfort). Specify Height, Laminate, Armor Edge, Stool and Leg color.	\$ 2,444.00	119 lb. (53.9 kg)
STTA51B?A??	6' Associate, Rectangle Top, with 4 stools (round or comfort) ADA. Specify Height, Laminate, Armor Edge, Stool and Leg color.	\$ 2,444.00	102 lb. (46.3 kg)
STTA516?B??	6' Associate, Radius Top both ends, 6 stools (round or comfort). Specify Height, Laminate, Armor Edge, Stool and Leg color.	\$ 2,444.00	119 lb. (53.9 kg)
STTA51B?B??	6' Associate Sr., Rounded Rectangle top both ends, with 4 stools (round or comfort) ADA. Specify Height, Laminate, Armor Edge, Stool and Leg color.	\$ 2,444.00	102 lb. (46.3 kg)
STTA516?C??	6' Associate, "D" Shape Top, 6 stools (round or comfort). Specify Height, Laminate, Armor Edge, Stool and Leg color.	\$ 2,444.00	119 lb. (53.9 kg)
STTA51B?C??	6' Associate Sr., "D" Shape Top, with 4 stools (round or comfort) ADA. Specify Height, Laminate, Armor Edge, Stool and Leg color.	\$ 2,444.00	102 lb. (46.3 kg)
BTTA51B?A??	6' Associate, Rectangle Top, 2 Benches. Specify Height, Top and Bench Laminate, Top and Bench Armor Edge and Leg color.	\$ 3,039.00	123 lb. (55.8 kg)
BTTA51B?B??	6' Associate, Radius Top both ends, 2 Benches. Specify Height, Top and Bench Laminate, Top and Bench Armor Edge and Leg color.	\$ 3,039.00	123 lb. (55.8 kg)
BTTA51B?C??	6' Associate, "D" Shape Top, 2 Benches. Specify Height, Top and Bench Laminate, Top and Bench Armor Edge and Leg color.	\$ 3,039.00	123 lb. (55.8 kg)
TTF61??	8' Director, 8 stools (round or comfort). Specify Height, Laminate, Armor Edge, Stool, Leg and Caster color.	\$ 3,459.00	143 lb. (64.9 kg)
TTC61??	10' Senior, 12 stools (round or comfort). Specify Height, Laminate, Armor Edge, Stool, Leg and Caster color.	\$ 4,212.00	188 lb. (85.3 kg)
TTR61??	12' President, 12 stools (round or comfort). Specify Height, Laminate, Armor Edge, Stool, Leg and Caster color.	\$ 4,483.00	206 lb. (93.4 kg)
TTN61??	12' President, ADA NC*(no center leg), 8 stools (round or comfort). Specify Height, Laminate, Armor Edge, Stool, Leg and Caster color.	\$ 4,244.00	191 lb. (86.6 kg)
TTP61??	12' Prepster, 16 stools (round only). Specify Height, Laminate, Armor Edge, Stool, Leg and Caster color.	\$ 4,863.00	227 lb. (103 kg)

Model Number	Description	List Price	Weight
8012???????	Accent Guard - OPTIONAL UPGRADE. Price per individual seat. Specify color when ordering. (Accent Guard is factory affixed to the underside of the Comfort Stool only.)	\$ 49.00	.05 lb. (.22 kg)

Cadet TC-65 for Early Childhood Facilities - U/L Listed, Chrome is standard.

Model Number	Description	List Price	Weight
TTD51A??	10' Cadet table with 12 stools (round only). Specify Height, Laminate, Armor Edge, Stool, Leg and Caster color when ordering.	\$ 4,212.00	237 lb. (107.5 kg)

Graduate - Octagon Table with attached ABS Stools. Chrome is standard.

Model Number	Description	List Price	Weight
STTG61??	60" Octagon Graduate with 8 stools (round or comfort). Specify Height, Laminate, Armor Edge, Stool, Leg and Caster color.	\$ 3,926.00	164 lb. (74.4 kg)

STTM61??	60" Octagon Graduate with 6 stools (round or comfort) ADA. Specify Height, Laminate, Armor Edge, Stool, Leg and Caster color.	\$	3,726.00	146 lb. (61.2 kg)
----------	---	----	-----------------	-------------------

Graduate - Oval Table with attached ABS Stools or Benches. Chrome is standard.

Model Number	Description	List Price	Weight
STTB61??	54" x 60" Oval Graduate with 8 stools (round or comfort). Specify Height, Laminate, Armor Edge, Stool, Leg and Caster color.	\$ 3,926.00	164 lb. (74.4 kg)
BTTB61??	54" x 60" Oval Graduate with 4 benches. Specify Height, Top and Bench Laminate, Top and Bench Armor Edge, Leg and Caster color.	\$ 4,875.00	201 lb. (91 kg)
SBTTB61??	54" x 60" Oval Graduate with 2 benches, 4 stools (round or comfort). Specify Height, Top and Bench Laminate, Top and Bench Armor Edge, Stool, Leg and Caster color.	\$ 4,650.00	
STTE61??	54" x 60" Oval Graduate with 6 stools (round or comfort) ADA. Specify Height, Laminate, Armor Edge, Stool, Leg and Caster color.	\$ 3,726.00	146 lb. (66.2 kg)
SBTTE61??	54" x 60" Oval Graduate with 2 benches, 2 stools (round or comfort) ADA. Specify Height, Top and Bench Laminate, Top and Bench Armor Edge, Stool, Leg and Caster color.	\$ 4,500.00	

Communicator Mobile Folding Table - U/L listed. Chrome is standard.

Model Number	Description	List Price	Weight
TTQ61??	42" x 121" Communicator with 12 stools (round or comfort). Specify Height, Laminate, Armor Edge, Stool, Leg and Caster color.	\$ 5,355.00	250 lb. (113.4 kg)
TTS61??	42" x 121" ADA Communicator with 8 stools (round or comfort). Specify Height, Laminate, Armor Edge, Stool, Leg and Caster color.	\$ 5,266.00	235 lb. (106.6 kg)

BY-65 Table/Bench units - U/L Listed. Chrome is standard.

Model Number	Description	List Price	Weight
TBA71??	8' BY with benches. Specify Height, Top and Bench Laminate, Top and Bench Armor Edge, Leg and Caster color.	\$ 4,134.00	184 lb. (83.5 kg)
TBB71??	10' BY with benches. Specify Height, Top and Bench Laminate, Top and Bench Armor Edge, Leg and Caster color.	\$ 4,304.00	199 lb. (90.3 kg)
TBC71??	12' BY with benches. Specify Height, Top and Bench Laminate, Top and Bench Armor Edge, Leg and Caster color.	\$ 4,394.00	229 lb. (103.9 kg)

2800 ConverTable - Cafeteria Table/ Bench/ Multi-use Table.

Model Number	Description	List Price	Weight
TEA42??	6' unit 2800 ConverTable. Specify Height, Top and Bench Laminate, Top and Bench Armor Edge and Leg color.	\$ 2,050.00	115 lb. (52.2 kg)
TEB42??	7' unit 2800 ConverTable. Specify Height, Top and Bench Laminate, Top and Bench Armor Edge and Leg color.	\$ 2,159.00	118 lb. (53.5 kg)
TEC42??	8' unit 2800 ConverTable. Specify Height, Top and Bench Laminate, Top and Bench Armor Edge and Leg color.	\$ 2,267.00	120 lb. (54.4 kg)
Connector	Unit to Unit Connector - Upcharge per table.	\$ 93.00	

3-in-1 ConverTable - Cafeteria Table/ Bench/ Multi-use Table.

Model Number	Description	List Price	Weight
T3A42??	6' unit 3-in-1 ConverTable. Specify Height, Top and Bench Laminate, Top and Bench Armor Edge, Leg and Caster color.	\$ 2,050.00	115 lb. (52.2 kg)
T3B42??	7' unit 3-in-1 ConverTable. Specify Height, Top and Bench Laminate, Top and Bench Armor Edge, Leg and Caster color.	\$ 2,159.00	118 lb. (53.5 kg)
T3C42??	8' unit 3-in-1 ConverTable. Specify Height, Top and Bench Laminate, Top and Bench Armor Edge, Leg and Caster color.	\$ 2,267.00	120 lb. (54.4 kg)
Connector	Unit to Unit Connector - Upcharge per table.	\$ 93.00	

LB Banquet Tables with Square tube Leg design - U/L Listed. Chrome is standard.

Model Number	Description	List Price	Weight
TLA51??	10' L x 30" W LB Table. Specify Height, Laminate and Leg color.	\$ 3,486.00	150 lb. (68 kg)
TLC51??	10' L x 36" W LB Table. Specify Height, Laminate and Leg color.	\$ 3,860.00	174 lb. (78.9 kg)
TLA51J??	10' L x 30" wide, 32" high ADA LB Table. Specify Laminate, Armor Edge and Leg color.	\$ 3,777.00	207 lb. (93.9 kg)
TLB51F??	12' L x 30" W LB Table. Specify Height, Laminate, Armor Edge and Leg color.	\$ 3,820.00	173 lb. (78.5 kg)
TLD51??	12' L x 36" W LB Table. Specify Height, Laminate, Armor Edge and Leg color.	\$ 3,945.00	207 lb. (93.9 kg)
TLB51J??	12' L x 30" W, 32" high ADA LB Table. Specify Laminate, Armor Edge and Leg color.	\$ 3,865.00	207 lb. (93.9 kg)

Ellip-Table, Elliptable shaped top. Oval Tube legs. Chrome is standard.

Model Number	Description	List Price	Weight
TLG51F??	10' L x 42"W Ellip-Table 29" high. Specify Laminate, Armor Edge and Leg color.	\$ 4,716.00	187 lb. (84.8 kg)

Mobile Folding Boardroom/ Conference Table - Boat Shape. Chrome is standard.

Model Number	Description	List Price	Weight
TLH51F??	10' x 48" Conference table 29" high. Specify Laminate, Armor Edge and Leg color.	\$ 8,035.00	362 lb. (164.2 kg)
TLJ51F??	12' x 48" Conference table 29" high. Specify Laminate, Armor Edge and Leg color.	\$ 8,075.00	429 lb. (194.6 kg)

Pacer Table - with center locks. Chrome is standard.

Model Number	Description	List Price	Weight
EP875-180?-??	24" x 72" Seminar Pacer Table. Specify Height, Laminate, Armor Edge and Leg color.	\$ 1,667.00	78 lb. (35.4 kg)
EP875-240?-??	24" x 96" Seminar Pacer Table. Specify Height, Laminate, Armor Edge and Leg color.	\$ 1,732.00	90 lb. (40.8 kg)
EP275-120?-??	30" x 48" Rectangle Pacer Table. Specify Height, Laminate, Armor Edge and Leg color.	\$ 1,840.00	70 lb. (31.8 kg)
EP275-150?-??	30" x 60" Rectangle Pacer Table. Specify Height, Laminate, Armor Edge and Leg color.	\$ 1,932.00	81 lb. (36.7 kg)
EP275-180?-??	30" x 72" Rectangle Pacer Table. Specify Height, Laminate, Armor Edge and Leg color.	\$ 2,024.00	93 lb. (42.2 kg)
EP275-240?-??	30" x 96" Rectangle Pacer Table. Specify Height, Laminate, Armor Edge and Leg color.	\$ 2,119.00	128 lb. (58.1 kg)
EP280-240?-??	30" x 96" Rectangle ADA (32" high) Pacer Table. Specify Laminate, Armor Edge and Leg color.	\$ 2,263.00	128 lb. (58.1 kg)
EP375-120?-??	48" Square Pacer Table. Specify Height, Laminate, Armor Edge and Leg color.	\$ 1,979.00	95 lb. (43.1 kg)
EP475-120?-??	48" Hexagon Pacer Table. Specify Height, Laminate, Armor Edge and Leg color.	\$ 2,133.00	95 lb. (43.1 kg)
EP075-120?-??	48" Round Pacer Table. Specify Height, Laminate, Armor Edge and Leg color.	\$ 1,979.00	95 lb. (43.1 kg)
EP175-150?-??	48" x 60" Oval Pacer Table. Specify Height, Laminate, Armor Edge and Leg color.	\$ 2,129.00	105 lb. (47.6 kg)
EP575-150?-??	60" Octagon Pacer Table. Specify Height, Laminate, Armor Edge and Leg color.	\$ 2,133.00	115 lb. (52.2 kg)
EP580-150?-??	60" Octagon ADA (32" high) Pacer Table. Specify Laminate, Armor Edge and Leg color.	\$ 2,382.00	115 lb. (52.2 kg)
EP075-150?-??	60" Round Pacer Table. Specify Height, Laminate, Armor Edge and Leg color.	\$ 2,133.00	115 lb. (52.2 kg)
EP080-150?-??	60" Round ADA (32" high) Pacer Table. Specify Laminate, Armor Edge and Leg color.	\$ 2,354.00	115 lb. (52.2 kg)
EP175-165?-??	60" x 66" Oval Pacer Table. Specify Height, Laminate, Armor Edge and Leg color.	\$ 2,414.00	125 lb. (56.7 kg)
EP180-165?-??	60" x 66" Oval ADA (32" high) Pacer Table. Specify Laminate, Armor Edge and Leg color.	\$ 2,510.00	125 lb. (56.7 kg)
EP175-180?-??	60" x 72" Oval Pacer Table. Specify Height, Laminate, Armor Edge and Leg color.	\$ 2,519.00	132 lb. (59.9 kg)
EP180-180?-??	60" x 72" Oval ADA (32" high) Pacer Table. Specify Laminate, Armor Edge and Leg color.	\$ 2,589.00	132 lb. (59.9 kg)
EP075-165?-??	66" Round Pacer Table. Specify Height, Laminate, Armor Edge and Leg color.	\$ 2,519.00	132 lb. (59.9 kg)
EP080-165?-??	66" Round ADA (32" high) Pacer Table. Specify Laminate, Armor Edge and Leg color.	\$ 2,589.00	125 lb. (56.7 kg)
EP075-180?-??	72" Round Pacer Table. Specify Height, Laminate, Armor Edge and Leg color.	\$ 2,589.00	156 lb. (70.8 kg)
EP080-180?-??	72" Round ADA (32" high) Pacer Table. Specify Laminate, Armor Edge and Leg color.	\$ 2,675.00	156 lb. (70.8 kg)

Pacer II Seamless Top Tables

Model Number	Description	List Price	Weight
EP9475-180?-??	60" x 72" Oval (29" high) Pacer II Table. Specify Laminate, Armor Edge and Leg color.	\$ 2,807.00	140 lb. (63.5 kg)
EP9475-165?-??	60" x 66" Oval (29" high) Pacer II Table. Specify Laminate, Armor Edge and Leg color.	\$ 2,729.00	125 lb. (56.7 kg)

EP9475-120?-??	48" Square (29" high) Pacer II Table. Specify Laminate, Armor Edge and Leg color.	\$	2,583.00	80 lb. (36.3 kg)
EP9475-122?-??	48" Round (29" high) Pacer II Table. Specify Laminate, Armor Edge and Leg color.	\$	2,583.00	80 lb. (36.3 kg)
EP9475-147?-??	58" Round (29" high) Pacer II Table. Specify Laminate, Armor Edge and Leg color.	\$	2,743.00	125 lb. (56.7 kg)
EP9475-150?-??	60" Round (29" high) Pacer II Table. Specify Laminate, Armor Edge and Leg color.	\$	2,743.00	130 lb. (59 kg)
EP9475-350?-??	60" Octagon (29" high) Pacer II Table. Specify Laminate, Armor Edge and Leg color.	\$	2,812.00	129 lb. (58.5 kg)
EP9475-183?-??	72" Round (29" high) Pacer II Table. Specify Laminate, Armor Edge and Leg color.	\$	3,283.00	142 lb. (64.4 kg)

MultiApp Tables (3/4" MDF Tops with Armor Edge) - Powdercoat Only

Model Number	Description	List Price	Weight	
TUC22WPH??	24" x 60" Rectangle Multi-App Table. Specify Laminate, Armor Edge and Leg color.	\$	1,747.00	90 lb. (40.8 kg)
TUC22WPI??	24" x 72" Rectangle Multi-App Table. Specify Laminate, Armor Edge and Leg color.	\$	1,765.00	100 lb. (45.4 kg)
TUC22WPK??	24" x 96" Rectangle Multi-App Table. Specify Laminate, Armor Edge and Leg color.	\$	2,053.00	130 lb. (59 kg)
TUC22WQH??	30" x 60" Rectangle Multi-App Table. Specify Laminate, Armor Edge and Leg color.	\$	1,784.00	95 lb. (43.1 kg)
TUC22WQI??	30" x 72" Rectangle Multi-App Table. Specify Laminate, Armor Edge and Leg color.	\$	1,828.00	105 lb. (47.6 kg)
TUC22WQK??	30" x 96" Rectangle Multi-App Table. Specify Laminate, Armor Edge and Leg color.	\$	2,120.00	135 lb. (61.2 kg)
Add / Optional Table Connectors or Grommets				
Connector	Unit to Unit Connector - Upcharge per table.	\$	93.00	
Grommet	Grommet for Multi-App Table (price per grommet)	\$	30.00	

MultiApp IIS Tables (Double Sided): Powdercoat Only

Model Number	Description	List Price	Weight	
TUD22WPG??	24" x 48" Rectangle Multi-App II Table. Specify Laminate, Armor Edge and Leg color.	\$	1,507.00	59 lb. (27 kg)
TUD22WPH??	24" x 60" Rectangle Multi-App II Table. Specify Laminate, Armor Edge and Leg color.	\$	1,872.00	77 lb. (35 kg)
TUD22WPI??	24" x 72" Rectangle Multi-App II Table. Specify Laminate, Armor Edge and Leg color.	\$	1,983.00	84 lb. (38 kg)
TUD22WPK??	24" x 96" Rectangle Multi-App II Table. Specify Laminate, Armor Edge and Leg color.	\$	2,164.00	108 lb. (49 kg)
TUD22WQG??	30" x 48" Rectangle Multi-App II Table. Specify Laminate, Armor Edge and Leg color.	\$	1,516.00	64 lb. (29 kg)
TUD22WQH??	30" x 60" Rectangle Multi-App II Table. Specify Laminate, Armor Edge and Leg color.	\$	1,897.00	82 lb. (37 kg)
TUD22WQI??	30" x 72" Rectangle Multi-App II Table. Specify Laminate, Armor Edge and Leg color.	\$	2,038.00	92 lb. (42 kg)
TUD22WQK??	30" x 96" Rectangle Multi-App II Table. Specify Laminate, Armor Edge and Leg color.	\$	2,452.00	113 lb. (51 kg)

Socializer Table

Model Number	Description	List Price	Weight	
TRS52FSD??	36" Dia Round x 29" High Fixed Height Socializer. Specify Laminate, Armor edge and Leg color.	\$	1,292.00	53 lb. (24 kg)
TRS52USD??	36" Dia Round x 41" High Fixed Height Socializer. Specify Laminate, Armor edge and Leg color.	\$	1,292.00	53 lb. (24 kg)
TRS52TSD??	36" Dia Round x 29"/41" Adjustable Height Socializer. Specify Laminate and Armor edge color. Black Powdercoat only.	\$	1,773.00	53 lb. (24 kg)
TRS52FSG??	24" x 36" x 29" High Rectangle Fixed Height Socializer. Specify Laminate, Armor edge and Leg color.	\$	1,292.00	53 lb. (24 kg)
TRS52USG??	24" x 36" x 41" High Rectangle Fixed Height Socializer. Specify Laminate, Armor edge and Leg color.	\$	1,292.00	53 lb. (24 kg)
TRS52TSG??	24" x 36" Rectangle Adjustable Height Socializer. Specify Laminate and Armor edge color. Black Powdercoat only.	\$	1,773.00	53 lb. (24 kg)
TDS12H6B??	Tivoli skirt fabric, box pleat - specify color	\$	815.00	2 lb. (1 kg)

Enriched Dining Solutions - NEW!

BOOTH			
Model Number	Description	List Price	Weight
EDFB11-AG?G?-???	Lexington 40" Mobile Folding Booth Seat: Fiberglass, Back: Fiberglass, Laminate back panel	\$ 7,368.00	
EDFB11-AG?U?-???	Lexington 40" Mobile Folding Booth Seat: Fiberglass, Back: Upholstery, Laminate back panel	\$ 6,548.00	
EDFB11-AU?U?-???	Lexington 40" Mobile Folding Booth Seat: Upholstery, Back: Upholstery, Laminate back panel	\$ 6,387.00	
EDFB11-BG?G?-???	Lexington 46" Mobile Folding Booth Seat: Fiberglass, Back: Fiberglass, Laminate back panel	\$ 7,628.00	
EDFB11-BG?U?-???	Lexington 46" Mobile Folding Booth Seat: Fiberglass, Back: Upholstery, Laminate back panel	\$ 6,914.00	
EDFB11-BU?U?-???	Lexington 46" Mobile Folding Booth Seat: Upholstery, Back: Upholstery, Laminate back panel	\$ 6,633.00	
EDFB11-CG?G?-???	Lexington 58" Mobile Folding Booth Seat: Fiberglass, Back: Fiberglass, Laminate back panel	\$ 7,984.00	
EDFB11-CG?U?-???	Lexington 58" Mobile Folding Booth Seat: Fiberglass, Back: Upholstery, Laminate back panel	\$ 7,235.00	
EDFB11-CU?U?-???	Lexington 58" Mobile Folding Booth Seat: Upholstery, Back: Upholstery, Laminate back panel	\$ 7,141.00	
EDBO11-F1-G?G?-??	Rochester 40" Mobile Booth Seat: Fiberglass Back: Fiberglass, Laminate back panel	\$ 5,234.00	
EDBO11-F1-G?U?-??	Rochester 40" Mobile Booth Seat: Fiberglass Back: Upholstered, Laminate back panel	\$ 4,382.00	
EDBO11-F1-U?G?-??	Rochester 40" Mobile Booth Seat: Upholstered Back: Fiberglass, Laminate back panel	\$ 4,700.00	
EDBO11-F1-U?U?-??	Rochester 40" Mobile Booth Seat: Upholstered Back: Upholstered Laminate back panel	\$ 4,178.00	
EDBO11-F2-G?G?-??	Rochester 46" Mobile Booth Seat: Fiberglass Back: Fiberglass, Laminate back panel	\$ 5,579.00	
EDBO11-F2-G?U?-??	Rochester 46" Mobile Booth Seat: Fiberglass Back: Upholstered, Laminate back panel	\$ 5,135.00	
EDBO11-F2-U?G?-??	Rochester 46" Mobile Booth Seat: Upholstered Back: Fiberglass, Laminate back panel	\$ 5,172.00	
EDBO11-F2-U?U?-??	Rochester 46" Mobile Booth Seat: Upholstered Back: Upholstered Laminate back panel	\$ 4,728.00	
EDBO11-F3-G?G?-??	Rochester 58" Mobile Booth Seat: Fiberglass Back: Fiberglass, Laminate back panel	\$ 6,609.00	
EDBO11-F3-G?U?-??	Rochester 58" Mobile Booth Seat: Fiberglass Back: Upholstered, Laminate back panel	\$ 5,550.00	
EDBO11-F3-U?G?-??	Rochester 58" Mobile Booth Seat: Upholstered Back: Fiberglass, Laminate back panel	\$ 5,570.00	
EDBO11-F3-U?U?-??	Rochester 58" Mobile Booth Seat: Upholstered Back: Upholstered Laminate back panel	\$ 5,148.00	
EDBO11-A1-G?G?-??	Austin 40" Single Booth Seat: Fiberglass Back: Fiberglass, Laminate back panel	\$ 5,000.00	
EDBO11-A1-G?U?-??	Austin 40" Single Booth Seat: Fiberglass Back: Upholstered, Laminate back panel	\$ 4,468.00	
EDBO11-A1-U?G?-??	Austin 40" Single Booth Seat: Upholstered Back: Fiberglass, Laminate back panel	\$ 4,554.00	
EDBO11-A1-U?U?-??	Austin 40" Single Booth Seat: Upholstered Back: Upholstered Laminate back panel	\$ 4,022.00	
EDBO11-B1-G?G?-??	Austin 40" Double Booth Seat: Fiberglass Back: Fiberglass, Laminate back panel	\$ 9,138.00	
EDBO11-B1-G?U?-??	Austin 40" Double Booth Seat: Fiberglass Back: Upholstered, Laminate back panel	\$ 8,902.00	
EDBO11-B1-U?G?-??	Austin 40" Double Booth Seat: Upholstered Back: Fiberglass, Laminate back panel	\$ 9,074.00	
EDBO11-B1-U?U?-??	Austin 40" Double Booth Seat: Upholstered Back: Upholstered Laminate back panel	\$ 7,340.00	
EDBO11-A2-G?G?-??	Austin 46" Single Booth Seat: Fiberglass Back: Fiberglass, Laminate back panel	\$ 4,999.00	
EDBO11-A2-G?U?-??	Austin 46" Single Booth Seat: Fiberglass Back: Upholstered, Laminate back panel	\$ 4,579.00	
EDBO11-A2-U?G?-??	Austin 46" Single Booth Seat: Upholstered Back: Fiberglass, Laminate back panel	\$ 4,615.00	
EDBO11-A2-U?U?-??	Austin 46" Single Booth Seat: Upholstered Back: Upholstered Laminate back panel	\$ 4,194.00	

EDBO11-B2-G?G?-??	Austin 46" Double Booth Seat: Fiberglass Back: Fiberglass, Laminate back panel	\$	9,325.00
EDBO11-B2-G?U?-??	Austin 46" Double Booth Seat: Fiberglass Back: Upholstered, Laminate back panel	\$	8,485.00
EDBO11-B2-U?G?-??	Austin 46" Double Booth Seat: Upholstered Back: Fiberglass, Laminate back panel	\$	8,548.00
EDBO11-B2-U?U?-??	Austin 46" Double Booth Seat: Upholstered Back: Upholstered Laminate back panel	\$	7,708.00
EDBO11-A3-G?G?-??	Austin 58" Single Booth Seat: Fiberglass Back: Fiberglass, Laminate back panel	\$	5,537.00
EDBO11-A3-G?U?-??	Austin 58" Single Booth Seat: Fiberglass Back: Upholstered, Laminate back panel	\$	5,118.00
EDBO11-A3-U?G?-??	Austin 58" Single Booth Seat: Upholstered Back: Fiberglass, Laminate back panel	\$	5,338.00
EDBO11-A3-U?U?-??	Austin 58" Single Booth Seat: Upholstered Back: Upholstered Laminate back panel	\$	4,917.00
EDBO11-B3-G?G?-??	Austin 58" Double Booth Seat: Fiberglass Back: Fiberglass, Laminate back panel	\$	10,038.00
EDBO11-B3-G?U?-??	Austin 58" Double Booth Seat: Fiberglass Back: Upholstered, Laminate back panel	\$	9,198.00
EDBO11-B3-U?G?-??	Austin 58" Double Booth Seat: Upholstered Back: Fiberglass, Laminate back panel	\$	9,638.00
EDBO11-B3-U?U?-??	Austin 58" Double Booth Seat: Upholstered Back: Upholstered Laminate back panel	\$	8,797.00
EDBO11-C2-G?G?-??	Mankato 46" Single Booth Seat: Fiberglass Back: Fiberglass	\$	4,487.00
EDBO11-C2-G?U?-??	Mankato 46" Single Booth Seat: Fiberglass Back: Upholstered	\$	4,277.00
EDBO11-C2-U?G?-??	Mankato 46" Single Booth Seat: Upholstered Back: Fiberglass	\$	4,102.00
EDBO11-C2-U?U?-??	Mankato 46" Single Booth Seat: Upholstered Back: Upholstered	\$	3,893.00
EDBO11-D2-G?G?-??	Mankato 46" Double Booth Seat: Fiberglass Back: Fiberglass	\$	7,229.00
EDBO11-D2-G?U?-??	Mankato 46" Double Booth Seat: Fiberglass Back: Upholstered	\$	7,019.00
EDBO11-D2-U?G?-??	Mankato 46" Double Booth Seat: Upholstered Back: Fiberglass	\$	6,458.00
EDBO11-D2-U?U?-??	Mankato 46" Double Booth Seat: Upholstered Back: Upholstered	\$	6,248.00
EDBO11-C3-G?G?-??	Mankato 58" Single Booth Seat: Fiberglass Back: Fiberglass	\$	5,000.00
EDBO11-C3-G?U?-??	Mankato 58" Single Booth Seat: Fiberglass Back: Upholstered	\$	4,873.00
EDBO11-C3-U?G?-??	Mankato 58" Single Booth Seat: Upholstered Back: Fiberglass	\$	4,802.00
EDBO11-C3-U?U?-??	Mankato 58" Single Booth Seat: Upholstered Back: Upholstered	\$	4,675.00
EDBO11-D3-G?G?-??	Mankato 58" Double Booth Seat: Fiberglass Back: Fiberglass	\$	7,767.00
EDBO11-D3-G?U?-??	Mankato 58" Double Booth Seat: Fiberglass Back: Upholstered	\$	7,639.00
EDBO11-D3-U?G?-??	Mankato 58" Double Booth Seat: Upholstered Back: Fiberglass	\$	7,367.00
EDBO11-D3-U?U?-??	Mankato 58" Double Booth Seat: Upholstered Back: Upholstered	\$	7,240.00
EDBO11-E2-G?G?-??	Mankato 1/4 Radius Booth Seat: Fiberglass Back: Fiberglass	\$	10,740.00
EDBO11-E2-G?U?-??	Mankato 1/4 Radius Booth Seat: Fiberglass Back: Upholstered	\$	8,104.00
EDBO11-E2-U?G?-??	Mankato 1/4 Radius Booth Seat: Upholstered Back: Fiberglass	\$	8,753.00
EDBO11-E2-U?U?-??	Mankato 1/4 Radius Booth Seat: Upholstered Back: Upholstered	\$	8,264.00

Community Table			
Model Number	Description	List price	Weight
EDCT11A1-1A?????	A-Frame Community Table 30W X 82L 30H (46cm x 208cm x 46cm) 1-1/4" Laminate top with Armor Edge. Specify Laminate, Armor-Edge and Powder Coat Finish	\$ 2,583.00	
EDCT11A1-1B?????	A-Frame Community Table 30W X 82L 30H (46cm x 208cm x 46cm) 2" Laminate top with Plywood Sealed Edge. Specify Laminate and Powder Coat Finish	\$ 3,062.00	
EDCT11A1-1C?????	A-Frame Community Table 30W X 82L 30H (46cm x 208cm x 46cm) 1-1/4" Laminate top with PVC Edge Band. Specify Laminate, PVC Edge Band and Powder Coat Finish	\$ 2,998.00	
EDCT11A1-2A?????	A-Frame Community Table 30W X 106L 30H (46cm x 269cm x 46cm) 1-1/4" Laminate top with Armor Edge. Specify Laminate, Armor-Edge and Powder Coat Finish	\$ 2,734.00	
EDCT11A1-2B?????	A-Frame Community Table 30W X 106L 30H (46cm x 269cm x 46cm) 2" Laminate top with Plywood Sealed Edge. Specify Laminate and Powder Coat Finish	\$ 3,170.00	
EDCT11A1-2C?????	A-Frame Community Table 30W X 106L 30H (46cm x 269cm x 46cm) 1-1/4" Laminate top with PVC Edge Band. Specify Laminate, PVC Edge Band and Powder Coat Finish	\$ 3,183.00	

EDCT11A2-1A?????	A-Frame Community Table 30W X 82L 42H (46cm x 208cm x 107cm) 1-1/4" Laminate top with Armor Edge. Specify Laminate, Armor-Edge and Powder Coat Finish	\$	2,722.00	
EDCT11A2-1B?????	A-Frame Community Table 30W X 82L 42H (46cm x 208cm x 107cm) 2" Laminate top with Plywood Sealed Edge. Specify Laminate and Powder Coat Finish	\$	3,202.00	
EDCT11A2-1C?????	A-Frame Community Table 30W X 82L 42H (46cm x 208cm x 107cm) 1-1/4" Laminate top with PVC Edge Band. Specify Laminate, PVC Edge Band and Powder Coat Finish	\$	3,139.00	
EDCT11A2-2A?????	A-Frame Community Table 30W X 106L 42H (46cm x 269cm x 107cm) 1-1/4" Laminate top with Armor Edge. Specify Laminate, Armor-Edge and Powder Coat Finish	\$	3,382.00	
EDCT11A2-2B?????	A-Frame Community Table 30W X 106L 42H (46cm x 269cm x 107cm) 2" Laminate top with Plywood Sealed Edge. Specify Laminate and Powder Coat Finish	\$	3,344.00	
EDCT11A2-2C?????	A-Frame Community Table 30W X 106L 42H (46cm x 269cm x 107cm) 1-1/4" Laminate top with PVC Edge Band. Specify Laminate, PVC Edge Band and Powder Coat Finish	\$	3,357.00	
EDCT11B1-1A?????	Harbor Springs Community Table 30W X 82L 30H (46cm x 208cm x 46cm) 1-1/4" Laminate top with Armor Edge. Specify Laminate, Armor-Edge and Powder Coat Finish	\$	2,460.00	
EDCT11B1-1B?????	Harbor Springs Community Table 30W X 82L 30H (46cm x 208cm x 46cm) 2" Laminate top with Plywood Sealed Edge. Specify Laminate and Powder Coat Finish	\$	3,503.00	
EDCT11B1-1C?????	Harbor Springs Community Table 30W X 82L 30H (46cm x 208cm x 46cm) 1-1/4" Laminate top with PVC Edge Band. Specify Laminate, PVC Edge Band and Powder Coat Finish	\$	2,877.00	
EDCT11B2-1A?????	Harbor Springs Community Table 30W X 82L 42H (46cm x 208cm x 107cm) 1-1/4" Laminate top with Armor Edge. Specify Laminate, Armor-Edge and Powder Coat Finish	\$	2,599.00	
EDCT11B2-1B?????	Harbor Springs Community Table 30W X 82L 42H (46cm x 208cm x 107cm) 2" Laminate top with Plywood Sealed Edge. Specify Laminate and Powder Coat Finish	\$	3,078.00	
EDCT11B2-1C?????	Harbor Springs Community Table 30W X 82L 42H (46cm x 208cm x 107cm) 1-1/4" Laminate top with PVC Edge Band. Specify Laminate, PVC Edge Band and Powder Coat Finish	\$	3,015.00	
EDCT11B1-2A?????	Harbor Springs Community Table 30W X 106L 30H (46cm x 269cm x 46cm) 1-1/4" Laminate top with Armor Edge. Specify Laminate, Armor-Edge and Powder Coat Finish	\$	2,607.00	
EDCT11B1-2B?????	Harbor Springs Community Table 30W X 106L 30H (46cm x 269cm x 46cm) 2" Laminate top with Plywood Sealed Edge. Specify Laminate and Powder Coat Finish	\$	3,044.00	
EDCT11B1-2C?????	Harbor Springs Community Table 30W X 106L 30H (46cm x 269cm x 46cm) 1-1/4" Laminate top with PVC Edge Band. Specify Laminate, PVC Edge Band and Powder Coat Finish	\$	3,056.00	
EDCT11B2-2A?????	Harbor Springs Community Table 30W X 106L 42H (46cm x 269cm x 107cm) 1-1/4" Laminate top with Armor Edge. Specify Laminate, Armor-Edge and Powder Coat Finish	\$	2,777.00	
EDCT11B2-2B?????	Harbor Springs Community Table 30W X 106L 42H (46cm x 269cm x 107cm) 2" Laminate top with Plywood Sealed Edge. Specify Laminate and Powder Coat Finish	\$	3,214.00	
EDCT11B2-2C?????	Harbor Springs Community Table 30W X 106L 42H (46cm x 269cm x 107cm) 1-1/4" Laminate top with PVC Edge Band. Specify Laminate, PVC Edge Band and Powder Coat Finish	\$	3,227.00	
EDCT11C1-1A?????	X-Frame Community Table 30W X 82L 30H, Laminate top with Armor Edge. Specify Laminate, Armor-Edge and Powder Coat Finish	\$	2,480.00	
EDCT11C1-1B????	X-Frame Community Table 30W X 82L 30H, Laminate top with Plywood Sealed Edge. Specify Laminate and Powder Coat Finish	\$	2,568.00	
EDCT11C1-1C???????	X-Frame Community Table 30W X 82L 30H, Laminate top with PVC Edge Band. Specify Laminate, PVC Edge Band and Powder Coat Finish	\$	2,642.00	
EDCT11C1-2A???????	X-Frame Community Table 30W X 106L 30H, Laminate top with Armor Edge. Specify Laminate, Armor-Edge and Powder Coat Finish	\$	3,244.00	
EDCT11C1-2B????	X-Frame Community Table 30W X 106L 30H, Laminate top with Plywood Sealed Edge. Specify Laminate and Powder Coat Finish	\$	4,622.00	
EDCT11C1-2C???????	X-Frame Community Table 30W X 106L 30H, Laminate top with PVC Edge Band. Specify Laminate, PVC Edge Band and Powder Coat Finish	\$	3,296.00	
EDCT11C2-1A???????	X-Frame Community Table 30W X 82L 42H, Laminate top with Armor Edge. Specify Laminate, Armor-Edge and Powder Coat Finish	\$	2,567.00	
EDCT11C2-1B????	X-Frame Community Table 30W X 82L 42H, Laminate top with Plywood Sealed Edge. Specify Laminate and Powder Coat Finish	\$	2,606.00	

EDCT11C2-1C??????	X-Frame Community Table 30W X 82L 42H, Laminate top with PVC Edge Band. Specify Laminate, PVC Edge Band and Powder Coat Finish	\$	2,680.00	
EDCT11C2-2A??????	X-Frame Community Table 30W X 106L 42H, Laminate top with Armor Edge. Specify Laminate, Armor-Edge and Powder Coat Finish	\$	3,333.00	
EDCT11C2-2B????	X-Frame Community Table 30W X 106L 42H, Laminate top with Plywood Sealed Edge. Specify Laminate and Powder Coat Finish	\$	4,686.00	
EDCT11C2-2C??????	X-Frame Community Table 30W X 106L 42H, Laminate top with PVC Edge Band. Specify Laminate, PVC Edge Band and Powder Coat Finish	\$	3,357.00	
EDAC11A1-1?????	Alliance Collaboration Table 30W X 76L 30H w/Glides, Laminate w/ Armor Edge and Waterfall Edges. Grain to run length of top & sides to run vertical	\$	4,860.00	
EDAC11A1-1??AC??	Alliance Collaboration Table 30W X 76L 30H w/Glides, Laminate w/ PVC Edge Band and Waterfall Edges. Grain to run length of top & sides to run vertical	\$	5,009.00	
EDAC11B1-1?????	Alliance Collaboration Table 30W X 76L 30H w/Casters, Laminate w/ Armor Edge and Waterfall Edges. Grain to run length of top & sides to run vertical	\$	5,536.00	
EDAC11B1-1??AC??	Alliance Collaboration Table 30W X 76L 30H w/Casters, Laminate w/ PVC Edge Band and Waterfall Edges. Grain to run length of top & sides to run vertical	\$	5,685.00	
EDAC11A1-2??????	Alliance Collaboration Table 30W X 96L 30H w/Glides, Laminate w/ Armor Edge and Waterfall Edges. Grain to run length of top & sides to run vertical	\$	5,085.00	
EDAC11A1-2??AC??	Alliance Collaboration Table 30W X 96L 30H w/Glides, Laminate w/ PVC Edge Band and Waterfall Edges. Grain to run length of top & sides to run vertical	\$	5,233.00	
EDAC11B1-2??????	Alliance Collaboration Table 30W X 96L 30H w/Casters, Laminate w/ Armor Edge and Waterfall Edges. Grain to run length of top & sides to run vertical	\$	5,402.00	
EDAC11B1-2??AC??	Alliance Collaboration Table 30W X 96L 30H w/Casters, Laminate w/ PVC Edge Band and Waterfall Edges. Grain to run length of top & sides to run vertical	\$	5,549.00	
EDAC11A2-1??????	Alliance Collaboration Table 30W X 76L 42H w/Glides, Laminate w/ Armor Edge and Waterfall Edges. Grain to run length of top & sides to run vertical	\$	5,077.00	
EDAC11A2-1??AC??	Alliance Collaboration Table 30W X 76L 42H w/Glides, Laminate w/ PVC Edge Band and Waterfall Edges. Grain to run length of top & sides to run vertical	\$	5,225.00	
EDAC11B2-1??????	Alliance Collaboration Table 30W X 76L 42H w/Casters, Laminate w/ Armor Edge and Waterfall Edges. Grain to run length of top & sides to run vertical	\$	5,388.00	
EDAC11B2-1??AC??	Alliance Collaboration Table 30W X 76L 42H w/Casters, Laminate w/ PVC Edge Band and Waterfall Edges. Grain to run length of top & sides to run vertical	\$	5,536.00	
EDAC11A2-2??????	Alliance Collaboration Table 30W X 96L 42H w/Glides, Laminate w/ Armor Edge and Waterfall Edges. Grain to run length of top & sides to run vertical	\$	5,277.00	
EDAC11A2-2??AC??	Alliance Collaboration Table 30W X 96L 42H w/Glides, Laminate w/ PVC Edge Band and Waterfall Edges. Grain to run length of top & sides to run vertical	\$	5,425.00	
EDAC11B2-2??????	Alliance Collaboration Table 30W X 96L 42H w/Casters, Laminate w/ Armor Edge and Waterfall Edges. Grain to run length of top & sides to run vertical	\$	5,594.00	
EDAC11B2-2??AC??	Alliance Collaboration Table 30W X 96L 42H w/Casters, Laminate w/ PVC Edge Band and Waterfall Edges. Grain to run length of top & sides to run vertical	\$	5,743.00	
EDAC11B1-1?????-??	Alliance Collaboration Table 30W X 76L 30H w/Casters, Top & outside waterfall panel Laminate w/ Armor Edge, Inside Panel: Laminate w/ Armor Edge Grain to run length of top & sides to run vertical	\$	6,945.00	
EDAC11A1-1?????-??	Alliance Collaboration Table 30W X 76L 30H w/Glides, Top & outside waterfall panel Laminate w/ Armor Edge, Inside Panel: Laminate w/ Armor Edge Grain to run length of top & sides to run vertical	\$	7,146.00	
EDAC11A1-1??AC??-??	Alliance Collaboration Table 30W X 76L 30H w/Glides, Top & outside waterfall panel Laminate w/ PVC Edge, Inside Panel: Laminate w/ PVC Edge. Grain to run length of top & sides to run vertical	\$	7,967.00	
EDAC11B1-1??AC??-??	Alliance Collaboration Table 30W X 76L 30H w/Casters, Top & outside waterfall panel Laminate w/ PVC Edge, Inside Panel: Laminate w/ PVC Edge. Grain to run length of top & sides to run vertical	\$	8,010.00	
EDAC11B1-2?????-??	Alliance Collaboration Table 30W X 96L 30H w/Casters, Top & outside waterfall panel Laminate w/ Armor Edge, Inside Panel: Laminate w/ Armor Edge Grain to run length of top & sides to run vertical	\$	7,218.00	
EDAC11A1-2?????-??	Alliance Collaboration Table 30W X 96L 30H w/Glides, Top & outside waterfall panel Laminate w/ Armor Edge, Inside Panel: Laminate w/ Armor Edge Grain to run length of top & sides to run vertical	\$	7,412.00	
EDAC11A1-2??AC??-??	Alliance Collaboration Table 30W X 96L 30H w/Glides, Top & outside waterfall panel Laminate w/ PVC Edge, Inside Panel: Laminate w/ PVC Edge. Grain to run length of top & sides to run vertical	\$	8,214.00	

EDAC11B1-2??AC??-??	Alliance Collaboration Table 30W X 96L 30H w/Casters, Top & outside waterfall panel Laminate w/ PVC Edge, Inside Panel: Laminate w/ PVC Edge. Grain to run length of top & sides to run vertical	\$	8,562.00	
EDAC11B2-1?????-??	Alliance Collaboration Table 30W X 76L 42H w/Casters, Top & outside waterfall panel Laminate w/ Armor Edge, Inside Panel: Laminate w/ Armor Edge Grain to run length of top & sides to run vertical	\$	7,688.00	
EDAC11A2-1?????-??	Alliance Collaboration Table 30W X 76L 42H w/Glides, Top & outside waterfall panel Laminate w/ Armor Edge, Inside Panel: Laminate w/ Armor Edge Grain to run length of top & sides to run vertical	\$	7,985.00	
EDAC11A2-1??AC??-??	Alliance Collaboration Table 30W X 76L 42H w/Glides, Top & outside waterfall panel Laminate w/ PVC Edge, Inside Panel: Laminate w/ PVC Edge. Grain to run length of top & sides to run vertical	\$	8,240.00	
EDAC11B2-1??AC??-??	Alliance Collaboration Table 30W X 76L 42H w/Casters, Top & outside waterfall panel Laminate w/ PVC Edge, Inside Panel: Laminate w/ PVC Edge. Grain to run length of top & sides to run vertical	\$	8,300.00	
EDAC11B2-2?????-??	Alliance Collaboration Table 30W X 96L 42H w/Casters, Top & outside waterfall panel Laminate w/ Armor Edge, Inside Panel: Laminate w/ Armor Edge Grain to run length of top & sides to run vertical	\$	7,959.00	
EDAC11A2-2?????-??	Alliance Collaboration Table 30W X 96L 42H w/Glides, Top & outside waterfall panel Laminate w/ Armor Edge, Inside Panel: Laminate w/ Armor Edge Grain to run length of top & sides to run vertical	\$	8,257.00	
EDAC11A2-2??AC??-??	Alliance Collaboration Table 30W X 96L 42H w/Glides, Top & outside waterfall panel Laminate w/ PVC Edge, Inside Panel: Laminate w/ PVC Edge. Grain to run length of top & sides to run vertical	\$	8,532.00	
EDAC11B2-2??AC??-??	Alliance Collaboration Table 30W X 96L 42H w/Casters, Top & outside waterfall panel Laminate w/ PVC Edge, Inside Panel: Laminate w/ PVC Edge. Grain to run length of top & sides to run vertical	\$	8,545.00	
EDAC11A1-1?????-1??	Alliance Collaboration Table 30W X 76L 30H w/Glides, Top & outside waterfall panel Laminate w/ Armor Edge, Inside Panel: Laminate w/ Armor Edge (1) Pyramid Power Module, Grain to run length of top & sides to run vertical	\$	9,247.00	
EDAC11A1-1??AC??-1??	Alliance Collaboration Table 30W X 76L 30H w/Glides, Top & outside waterfall panel Laminate w/ PVC Edge, Inside Panel: Laminate w/ PVC Edge (1) Pyramid Power Module, Grain to run length of top & sides to run vertical	\$	10,069.00	
EDAC11A1-1?????-2??	Alliance Collaboration Table 30W X 76L 30H w/Glides, Top & outside waterfall panel Laminate w/ Armor Edge, Inside Panel: Laminate w/ Armor Edge (2) Pyramid Power Modules, Grain to run length of top & sides to run vertical	\$	10,843.00	
EDAC11A1-1??AC??-2??	Alliance Collaboration Table 30W X 76L 30H w/Glides, Top & outside waterfall panel Laminate w/ PVC Edge, Inside Panel: Laminate w/ PVC Edge (2) Pyramid Power Modules, Grain to run length of top & sides to run vertical	\$	11,910.00	
EDAC11A1-1?????-3??	Alliance Collaboration Table 30W X 76L 30H w/Glides, Top & outside waterfall panel Laminate w/ Armor Edge, Inside Panel: Laminate w/ Armor Edge, (1) Flush Mount Power Module, Grain to run length of top & sides to run vertical	\$	9,394.00	
EDAC11A1-1??AC??-3??	Alliance Collaboration Table 30W X 76L 30H w/Glides, Top & outside waterfall panel Laminate w/ PVC Edge, Inside Panel: Laminate w/ PVC Edge, (1) Flush Mount Power Module, Grain to run length of top & sides to run vertical	\$	10,218.00	
EDAC11A1-1?????-4??	Alliance Collaboration Table 30W X 76L 30H w/Glides, Top & outside waterfall panel Laminate w/ Armor Edge, Inside Panel: Laminate w/ Armor Edge, (2) Flush Mount Power Modules, Grain to run length of top & sides to run vertical	\$	11,350.00	
EDAC11A1-1??AC??-4??	Alliance Collaboration Table 30W X 76L 30H w/Glides, Top & outside waterfall panel Laminate w/ PVC Edge, Inside Panel: Laminate w/ PVC Edge, (2) Flush Mount Power Modules, Grain to run length of top & sides to run vertical	\$	12,165.00	
EDAC11A1-2?????-1??	Alliance Collaboration Table 30W X 96L 30H w/Glides, Top & outside waterfall panel Laminate w/ Armor Edge, Inside Panel: Laminate w/ Armor Edge (1) Pyramid Power Module, Grain to run length of top & sides to run vertical	\$	9,563.00	
EDAC11A1-2??AC??-1??	Alliance Collaboration Table 30W X 96L 30H w/Glides, Top & outside waterfall panel Laminate w/ PVC Edge, Inside Panel: Laminate w/ PVC Edge (1) Pyramid Power Module, Grain to run length of top & sides to run vertical	\$	10,356.00	

EDAC11A1-2?????-2??	Alliance Collaboration Table 30W X 96L 30H w/Glides, Top & outside waterfall panel Laminate w/ Armor Edge, Inside Panel: Laminate w/ Armor Edge (2) Pyramid Power Modules, Grain to run length of top & sides to run vertical	\$	11,404.00	
EDAC11A1-2??AC??-2??	Alliance Collaboration Table 30W X 96L 30H w/Glides, Top & outside waterfall panel Laminate w/ PVC Edge, Inside Panel: Laminate w/ PVC Edge (2) Pyramid Power Modules, Grain to run length of top & sides to run vertical	\$	12,200.00	
EDAC11A1-2?????-3??	Alliance Collaboration Table 30W X 96L 30H w/Glides, Top & outside waterfall panel Laminate w/ Armor Edge, Inside Panel: Laminate w/ Armor Edge, (1) Flush Mount Power Module, Grain to run length of top & sides to run vertical	\$	9,714.00	
EDAC11A1-2??AC??-3??	Alliance Collaboration Table 30W X 96L 30H w/Glides, Top & outside waterfall panel Laminate w/ PVC Edge, Inside Panel: Laminate w/ PVC Edge, (1) Flush Mount Power Module, Grain to run length of top & sides to run vertical	\$	10,514.00	
EDAC11A1-2?????-4??	Alliance Collaboration Table 30W X 96L 30H w/Glides, Top & outside waterfall panel Laminate w/ Armor Edge, Inside Panel: Laminate w/ Armor Edge, (2) Flush Mount Power Modules, Grain to run length of top & sides to run vertical	\$	11,664.00	
EDAC11A1-2??AC??-4??	Alliance Collaboration Table 30W X 96L 30H w/Glides, Top & outside waterfall panel Laminate w/ PVC Edge, Inside Panel: Laminate w/ PVC Edge, (2) Flush Mount Power Modules, Grain to run length of top & sides to run vertical	\$	12,458.00	
EDAC11A2-1?????-1??	Alliance Collaboration Table 30W X 76L 42H w/Glides, Top & outside waterfall panel Laminate w/ Armor Edge, Inside Panel: Laminate w/ Armor Edge (1) Pyramid Power Module, Grain to run length of top & sides to run vertical	\$	10,179.00	
EDAC11A2-1??AC??-1??	Alliance Collaboration Table 30W X 76L 42H w/Glides, Top & outside waterfall panel Laminate w/ PVC Edge, Inside Panel: Laminate w/ PVC Edge (1) Pyramid Power Module, Grain to run length of top & sides to run vertical	\$	10,430.00	
EDAC11A2-1?????-2??	Alliance Collaboration Table 30W X 76L 42H w/Glides, Top & outside waterfall panel Laminate w/ Armor Edge, Inside Panel: Laminate w/ Armor Edge (2) Pyramid Power Modules, Grain to run length of top & sides to run vertical	\$	11,785.00	
EDAC11A2-1??AC??-2??	Alliance Collaboration Table 30W X 76L 42H w/Glides, Top & outside waterfall panel Laminate w/ PVC Edge, Inside Panel: Laminate w/ PVC Edge (2) Pyramid Power Modules, Grain to run length of top & sides to run vertical	\$	12,268.00	
EDAC11A2-1?????-3??	Alliance Collaboration Table 30W X 76L 42H w/Glides, Top & outside waterfall panel Laminate w/ Armor Edge, Inside Panel: Laminate w/ Armor Edge, (1) Flush Mount Power Module, Grain to run length of top & sides to run vertical	\$	10,332.00	
EDAC11A2-1??AC??-3??	Alliance Collaboration Table 30W X 76L 42H w/Glides, Top & outside waterfall panel Laminate w/ PVC Edge, Inside Panel: Laminate w/ PVC Edge, (1) Flush Mount Power Module, Grain to run length of top & sides to run vertical	\$	10,582.00	
EDAC11A2-1?????-4??	Alliance Collaboration Table 30W X 76L 42H w/Glides, Top & outside waterfall panel Laminate w/ Armor Edge, Inside Panel: Laminate w/ Armor Edge, (2) Flush Mount Power Modules, Grain to run length of top & sides to run vertical	\$	12,283.00	
EDAC11A2-1??AC??-4??	Alliance Collaboration Table 30W X 76L 42H w/Glides, Top & outside waterfall panel Laminate w/ PVC Edge, Inside Panel: Laminate w/ PVC Edge, (2) Flush Mount Power Modules, Grain to run length of top & sides to run vertical	\$	12,524.00	
EDAC11A2-2?????-1??	Alliance Collaboration Table 30W X 96L 42H w/Glides, Top & outside waterfall panel Laminate w/ Armor Edge, Inside Panel: Laminate w/ Armor Edge (1) Pyramid Power Module, Grain to run length of top & sides to run vertical	\$	10,494.00	
EDAC11A2-2??AC??-1??	Alliance Collaboration Table 30W X 96L 42H w/Glides, Top & outside waterfall panel Laminate w/ PVC Edge, Inside Panel: Laminate w/ PVC Edge (1) Pyramid Power Module, Grain to run length of top & sides to run vertical	\$	10,765.00	
EDAC11A2-2??AC??-2??	Alliance Collaboration Table 30W X 96L 42H w/Glides, Top & outside waterfall panel Laminate w/ PVC Edge, Inside Panel: Laminate w/ PVC Edge (2) Pyramid Power Modules, Grain to run length of top & sides to run vertical	\$	12,593.00	

EDAC11A2-2?????-2??	Alliance Collaboration Table 30W X 96L 42H w/Glides, Top & outside waterfall panel Laminate w/ Armor Edge, Inside Panel: Laminate w/ Armor Edge (2) Pyramid Power Modules, Grain to run length of top & sides to run vertical	\$	12,346.00	
EDAC11A2-2?????-3??	Alliance Collaboration Table 30W X 96L 42H w/Glides, Top & outside waterfall panel Laminate w/ Armor Edge, Inside Panel: Laminate w/ Armor Edge, (1) Flush Mount Power Module, Grain to run length of top & sides to run vertical	\$	10,646.00	
EDAC11A2-2??AC??-3??	Alliance Collaboration Table 30W X 96L 42H w/Glides, Top & outside waterfall panel Laminate w/ PVC Edge, Inside Panel: Laminate w/ PVC Edge, (1) Flush Mount Power Module, Grain to run length of top & sides to run vertical	\$	10,914.00	
EDAC11A2-2?????-4??	Alliance Collaboration Table 30W X 96L 42H w/Glides, Top & outside waterfall panel Laminate w/ Armor Edge, Inside Panel: Laminate w/ Armor Edge, (2) Flush Mount Power Modules, Grain to run length of top & sides to run vertical	\$	12,596.00	
EDAC11A2-2??AC??-4??	Alliance Collaboration Table 30W X 96L 42H w/Glides, Top & outside waterfall panel Laminate w/ PVC Edge, Inside Panel: Laminate w/ PVC Edge, (2) Flush Mount Power Modules, Grain to run length of top & sides to run vertical	\$	12,857.00	

Soft Seating

Model Number	Description	List price	Weight
EDSS11-A??	REN Drum Stool, Specify Upholstery Finish	\$	1,467.00
EDSS11-B??-??-??	Tyson Armless Chair, Specify Seat and Back Upholstery and Leg Finish	\$	2,744.00
EDSS11-C??-??	Lanna Lounge Chair, Specify Seat Upholstery and Lef Finish	\$	5,408.00

Condiment Counter - Trash Unit - Queue Line

Model Number	Description	List price	Weight
EDCC14-?????	Condiment Counter - 50"Wx24.5"Dx42"H (127cm x 62cm x 107cm) Specify Laminate and Armor-Edge Finish	\$	4,778.00
EDTR14-A1?????	Corvair (Single) Trash Receptacle (trash can not included) - 25.5"Wx24.5"Dx42"H (65cm x 62cm x 107cm) Specify Laminate and Armor-Edge Finish	\$	2,358.00
EDTR14-B1?????	Fountain Park (Single w/Shelf) Trash Receptacle (trash can not included) - 25.5"Wx24.5"Dx53.5"H (65cm x 62cm x 136cm) Specify Laminate and Armor-Edge Finish	\$	2,788.00
EDTR14-C1?????	Belgrade (Double) Trash Receptacle (trash cans not included) - 50"Wx24.5"Dx42"H (127cm x 62cm x 107cm) Specify Laminate and Armor-Edge Finish	\$	3,507.00
287949	32 Gallon Round Trash Can with Dolly	\$	488.00
EDQL11-?????	Queue Line - 60"Wx35"H (152 cm x 89cm) - Specify Laminate and Powder Coat Finish	\$	1,277.00

Table Top Only

Model Number	Description	List price	Weight
EDTT14A-2430RT-????	Top, 24 X 30 X 1.25 Rectangle, MDF Core, laminate w/ Armor Edge	\$	462.00
EDTT14A-2442RT-????	Top, 24 X 42 X 1.25 Rectangle, MDF Core, laminate w/ Armor Edge	\$	590.00
EDTT14A-2448RT-????	Top, 24 X 48 X 1.25 Rectangle, MDF Core, laminate w/ Armor Edge	\$	655.00
EDTT14A-2460RT-????	Top, 24 X 60 X 1.25 Rectangle, MDF Core, laminate w/ Armor Edge	\$	863.00
EDTT14A-2472RT-????	Top, 24 X 72 X 1.25 Rectangle, MDF Core, laminate w/ Armor Edge	\$	923.00
EDTT14A-24RD-????	Top, 24in Dia X 1.25 Round, MDF Core, laminate w/ Armor Edge	\$	369.00
EDTT14A-24SQ-????	Top, 24 X 24 X 1.25 Square, MDF Core, laminate w/ Armor Edge	\$	397.00
EDTT14A-3036RT-????	Top, 30 X 36 X 1.25 Rectangle, MDF Core, laminate w/ Armor Edge	\$	528.00
EDTT14A-3045RT-????	Top, 30 X 45 X 1.25 Rectangle, MDF Core, laminate w/ Armor Edge	\$	774.00
EDTT14A-3048RT-????	Top, 30 X 48 X 1.25 Rectangle, MDF Core, laminate w/ Armor Edge	\$	783.00
EDTT14A-3060RT-????	Top, 30 X 60 X 1.25 Rectangle, MDF Core, laminate w/ Armor Edge	\$	818.00
EDTT14A-3072RT-????	Top, 30 X 72 X 1.25 Rectangle, MDF Core, laminate w/ Armor Edge	\$	1,295.00
EDTT14A-3096RT-????	Top, 30 X 96 X 1.25 Rectangle, MDF Core, laminate w/ Armor Edge	\$	1,365.00
EDTT14A-30RD-????	Top, 30in Dia X 1.25 Round, MDF Core, laminate w/ Armor Edge	\$	476.00
EDTT14A-30SQ-????	Top, 30 X 30 X 1.25 Square, MDF Core, laminate w/ Armor Edge	\$	510.00
EDTT14A-36RD-????	Top, 36in Dia X 1.25 Round, MDF Core, laminate w/ Armor Edge	\$	849.00
EDTT14A-36SQ-????	Top, 36 X 36 X 1.25 Square, MDF Core, laminate w/ Armor Edge	\$	889.00
EDTT14A-42SQ-????	Top, 42X 42 X 1.25 Square, MDF Core, laminate w/ Armor Edge	\$	929.00
EDTT14A-4860RT-????	Top, 48 X 60 X 1.25 Rectangle, MDF Core, laminate w/ Armor Edge	\$	1,567.00
EDTT14A-4872RT-????	Top, 48 X 72 X 1.25 Rectangle, MDF Core, laminate w/ Armor Edge	\$	1,606.00
EDTT14A-4896RT-????	Top, 48 X 96 X 1.25 Rectangle, MDF Core, laminate w/ Armor Edge	\$	1,678.00

EDTT14A-42RD-????	Top, 42in Dia X 1.25 Round, MDF Core, laminate w/ Armor Edge	\$	822.00
EDTT14A-48RD-????	Top, 48in Dia X 1.25 Round, MDF Core, laminate w/ Armor Edge	\$	907.00
EDTT14A-60RD-????	Top, 60in Dia X 1.25 Round, MDF Core, laminate w/ Armor Edge	\$	1,285.00
EDTT14B-2430RT-??	Top 24 x 30 x 2.00 Rectangle, Plywood, Laminate, Clear Edge	\$	510.00
EDTT14B-2442RT-??	Top 24 x 42 x 2.00 Rectangle, Plywood, Laminate, Clear Edge	\$	672.00
EDTT14B-24RD-??	Top 24 Diameter x 2.00 Round, Plywood, Laminate, Clear Edge	\$	406.00
EDTT14B-24SQ-??	Top 24 x 24 x 2.00 Square, Plywood, Laminate, Clear Edge	\$	427.00
EDTT14B-3036RT-??	Top 30 x 36 x 2.00 Rectangle, Plywood, Laminate, Clear Edge	\$	587.00
EDTT14B-3045RT-??	Top 30 x 45 x 2.00 Rectangle, Plywood, Laminate, Clear Edge	\$	718.00
EDTT14B-3048RT-??	Top 30 x 48 x 2.00 Rectangle, Plywood, Laminate, Clear Edge	\$	722.00
EDTT14B-3060RT-??	Top 30 x 60 x 2.00 Rectangle, Plywood, Laminate, Clear Edge	\$	970.00
EDTT14B-3072RT-??	Top 30 x 72 x 2.00 Rectangle, Plywood, Laminate, Clear Edge	\$	1,662.00
EDTT14B-3096RT-??	Top 30 x 96 x 2.00 Rectangle, Plywood, Laminate, Clear Edge	\$	1,714.00
EDTT14B-30RD-??	Top 30 Diameter x 2.00 Round, Plywood, Laminate, Clear Edge	\$	548.00
EDTT14B-30SQ-??	Top 30 x 30 x 2.00 Square, Plywood, Laminate, Clear Edge	\$	573.00
EDTT14B-36RD-??	Top 36 Diameter x 2.00 Round, Plywood, Laminate, Clear Edge	\$	1,080.00
EDTT14B-36SQ-??	Top 36 x 36 x 2.00 Square, Plywood, Laminate, Clear Edge	\$	1,109.00
EDTT14B-42SQ-??	Top 42 x 42 x 2.00 Square, Plywood, Laminate, Clear Edge	\$	1,137.00
EDTT14B-4860RT-??	Top 48 x 60 x 2.00 Rectangle, Plywood, Laminate, Clear Edge	\$	2,032.00
EDTT14B-4872RT-??	Top 48 x 72 x 2.00 Rectangle, Plywood, Laminate, Clear Edge	\$	2,059.00
EDTT14B-4896RT-??	Top 48 x 96 x 2.00 Rectangle, Plywood, Laminate, Clear Edge	\$	2,109.00
EDTT14B-48RD-??	Top 48 Diameter x 2.00 Round, Plywood, Laminate, Clear Edge	\$	1,123.00
EDTT14B-60RD-??	Top 60 Diameter x 2.00 Round, Plywood, Laminate, Clear Edge	\$	1,655.00
EDTT14C-2430RT-?????	Top 24 x 30 x 1.25 Rectangle, Particle Board, Laminate, 2mm 3D PVC Edge	\$	599.00
EDTT14C-2442RT-?????	Top 24 x 42 x 1.25 Rectangle, Particle Board, Laminate, 2mm 3D PVC Edge	\$	696.00
EDTT14C-24RD-?????	Top 24dia x 1.25 Round, Particle Board, Laminate, 2mm 3D PVC Edge	\$	587.00
EDTT14C-24SQ-?????	Top 24 x 24 x 1.25 Square, Particle Board, Laminate, 2mm 3D PVC Edge	\$	510.00
EDTT14C-3036RT-?????	Top 30 x 36 x 1.25 Rectangle, Particle Board, Laminate, 2mm 3D PVC Edge	\$	605.00
EDTT14C-3045RT-?????	Top 30 x 45 x 1.25 Rectangle, Particle Board, Laminate, 2mm 3D PVC Edge	\$	748.00
EDTT14C-3048RT-?????	Top 30 x 48 x 1.25 Rectangle, Particle Board, Laminate, 2mm 3D PVC Edge	\$	805.00
EDTT14C-3060RT-?????	Top 30 x 60 x 1.25 Rectangle, Particle Board, Laminate, 2mm 3D PVC Edge	\$	922.00
EDTT14C-3072RT-?????	Top 30 x 72 x 1.25 Rectangle, Particle Board, Laminate, 2mm 3D PVC Edge	\$	1,537.00
EDTT14C-3096RT-?????	Top 30 x 96 x 1.25 Rectangle, Particle Board, Laminate, 2mm 3D PVC Edge	\$	1,573.00
EDTT14C-30RD-?????	Top 30dia x 1.25 Round, Particle Board, Laminate, 2mm 3D PVC Edge	\$	849.00
EDTT14C-30SQ-?????	Top 30 x 30 x 1.25 Square, Particle Board, Laminate, 2mm 3D PVC Edge	\$	573.00
EDTT14C-36RD-?????	Top 36dia x 1.25 Round, Particle Board, Laminate, 2mm 3D PVC Edge	\$	1,264.00
EDTT14C-36SQ-?????	Top 36 x 36 x 1.25 Square, Particle Board, Laminate, 2mm 3D PVC Edge	\$	852.00
EDTT14C-42SQ-?????	Top 42 x 42 x 1.25 Square, Particle Board, Laminate, 2mm 3D PVC Edge	\$	902.00
EDTT14C-4860RT-?????	Top 48 x 60 x 1.25 Rectangle, Particle Board, Laminate, 2mm 3D PVC Edge	\$	1,015.00
EDTT14C-4872RT-?????	Top 48 x 72 x 1.25 Rectangle, Particle Board, Laminate, 2mm 3D PVC Edge	\$	1,137.00
EDTT14C-4896RT-?????	Top 48 x 96 x 1.25 Rectangle, Particle Board, Laminate, 2mm 3D PVC Edge	\$	1,226.00
EDTT14C-48RD-?????	Top 48dia x 1.25 Round, Particle Board, Laminate, 2mm 3D PVC Edge	\$	1,398.00
EDTT14C-60RD-?????	Top 60dia x 1.25 Round, Particle Board, Laminate, 2mm 3D PVC Edge	\$	1,855.00

Table Bases Only			
Model Number	Description	List price	Weight
EDTB11-22R30B	Circle Table Base - 22" Dia., 3" Dia. Column, For 30" Height (Table),11"x11" Top Plate. Powder Coat: TBD (Assembly Required) Hardware & Instructions Included	\$ 474.00	
EDTB11-22R30BF	Table Base Kit, 22" Dia. Bottom Base, 3" Dia. Column,11" x 11" Top Plate, 30" Height (Table),Silver with Clear Coat Finish, Hardware & Instructions Included	\$ 583.00	
EDTB11-22R42B	Table Base Kit, 22" Dia. Bottom Base, 3" Dia. Column, 11" x 11" Top Plate, 42" Height (Bar),Black Textured Finish, Hardware & Instructions Included	\$ 502.00	
EDTB11-22R42BF	Table Base Kit, 22" Dia. Bottom Base, 3" Dia. Column,11" x 11" Top Plate, 42" Height (Bar),Silver with Clear Coat Finish, Hardware & Instructions Included	\$ 609.00	

EDTB11-22S30B	Table Base Kit, 22" Single End, 3" Dia. Column, 11" x 11" Top Plate, 30" Height (Table),Black Textured Finish, Hardware & Instructions Included	\$	210.00	
EDTB11-22S30BF	Table Base Kit, 22" Single End, 3" Dia. Column,11" x 11" Top Plate, 30" Height (Table),Silver with Clear Coat Finish, Hardware & Instructions Included	\$	249.00	
EDTB11-22S42B	Table Base Kit, 22" Single End, 3" Dia. Column, 11" x 11" Top Plate, 42" Height (Bar),Black Textured Finish, Hardware & Instructions Included	\$	238.00	
EDTB11-22S42BF	Table Base Kit, 22" Single End, 3" Dia. Column, 11" x 11" Top Plate, 42" Height (Bar),Silver with Clear Coat Finish, Hardware & Instructions Included	\$	276.00	
EDTB11-22X30B	Table Base Kit, 22" x 22" Spider, 3" Dia. Column, 11" x 11" Top Plate, 30" Height (Table),Black Textured Finish, Hardware & Instructions Included	\$	257.00	
EDTB11-22X30BF	Table Base Kit, 22" x 22" Spider, 3" Dia. Column,11" x 11" Top Plate, 30" Height (Table),Silver with Clear Coat Finish, Hardware & Instructions Included	\$	298.00	
EDTB11-22X42B	Table Base Kit, 22" x 22" Spider, 3" Dia. Column, 11" x 11" Top Plate, 42" Height (Bar),Black Textured Finish, Hardware & Instructions Included	\$	286.00	
EDTB11-22X42BF	Table Base Kit, 22" x 22" Spider, 3" Dia. Column,11" x 11" Top Plate, 42" Height (Bar),Silver with Clear Coat Finish, Hardware & Instructions Included	\$	326.00	
EDTB11-24X30B	Table Base Kit, 22" x 30" Spider, 3" Dia. Column, 11" x 11" Top Plate, 30" Height (Table),Black Textured Finish, Hardware & Instructions Included	\$	286.00	
EDTB11-24X30BF	Table Base Kit, 22" x 30" Spider, 3" Dia. Column,11" x 11" Top Plate, 30" Height (Table),Silver with Clear Coat Finish, Hardware & Instructions Included	\$	346.00	
EDTB11-24X42B	Table Base Kit, 22" x 30" Spider, 3" Dia. Column, 11" x 11" Top Plate, 42" Height (Bar),Black Textured Finish, Hardware & Instructions Included	\$	315.00	
EDTB11-24X42BF	Table Base Kit, 22" x 30" Spider, 3" Dia. Column,11" x 11" Top Plate, 42" Height (Bar),Silver with Clear Coat Finish, Hardware & Instructions Included	\$	375.00	
EDTB11-30R30B	Table Base Kit, 30" Dia. Bottom Base, 3" Dia. Column, 11" x 11" Top Plate, 30" Height (Table),Black Textured Finish, Hardware & Instructions Included	\$	684.00	
EDTB11-30R30BF	Table Base Kit, 30" Dia. Bottom Base, 3" Dia. Column,11" x 11" Top Plate, 30" Height (Table),Silver with Clear Coat Finish, Hardware & Instructions Included	\$	796.00	
EDTB11-30R42B	Table Base Kit, 30" Dia. Bottom Base, 3" Dia. Column, 11" x 11" Top Plate, 42" Height (Bar),Black Textured Finish, Hardware & Instructions Included	\$	714.00	
EDTB11-30R42BF	Table Base Kit, 30" Dia. Bottom Base, 3" Dia. Column,11" x 11" Top Plate, 42" Height (Bar),Silver with Clear Coat Finish, Hardware & Instructions Included	\$	825.00	
EDTB11-30X30B	Table Base Kit, 30" x 30" Spider, 3" Dia. Column, 11" x 11" Top Plate, 30" Height (Table),Black Textured Finish, Hardware & Instructions Included	\$	310.00	
EDTB11-30X30BF	Table Base Kit, 30" x 30" Spider, 3" Dia. Column,11" x 11" Top Plate, 30" Height (Table),Silver with Clear Coat Finish, Hardware & Instructions Included	\$	369.00	
EDTB11-30X42B	Table Base Kit, 30" x 30" Spider, 3" Dia. Column, 11" x 11" Top Plate, 42" Height (Bar),Black Textured Finish, Hardware & Instructions Included	\$	339.00	
EDTB11-30X42BF	Table Base Kit, 30" x 30" Spider, 3" Dia. Column,11" x 11" Top Plate, 42" Height (Bar),Silver with Clear Coat Finish, Hardware & Instructions Included	\$	397.00	
EDTB11-36X30B	Table Base Kit, 30" x 36" Spider, 4" Dia. Column, 11" x 11" Top Plate, 30" Height (Table),Black Textured Finish, Hardware & Instructions Included	\$	438.00	
EDTB11-36X30BF	Table Base Kit, 30" x 36" Spider, 4" Dia. Column,11" x 11" Top Plate, 30" Height (Table),Silver with Clear Coat Finish, Hardware & Instructions Included	\$	519.00	
EDTB11-36X42B	Table Base Kit, 30" x 36" Spider, 4" Dia. Column, 11" x 11" Top Plate, 42" Height (Bar),Black Textured Finish, Hardware & Instructions Included	\$	457.00	
EDTB11-36X42BF	Table Base Kit, 30" x 36" Spider, 4" Dia. Column,11" x 11" Top Plate, 42" Height (Bar),Silver with Clear Coat Finish, Hardware & Instructions Included	\$	549.00	
EDTB11-ADA30B	Table Base Kit, 22" Single End, 3" Dia. Column, ADA Top Plate, 30" Height (Table),Black Textured Finish, Hardware & Instructions Included	\$	219.00	
EDTB11-ADA30BF	Table Base Kit, 22" Single End, 3" Dia. Column, ADA Top Plate, 30" Height (Table),Silver with Clear Coat Finish, Hardware & Instructions Included	\$	257.00	

Chairs and Stools			
Model Number	Description	List Price	Weight
EDCS11-A18	Coastal 18" Chair Seat option: Steel	\$ 399.00	

EDCS11-A18-W??-??	Coastal 18" Chair Seat option: Wood	\$	550.00
EDCS11-A18-U??-??	Coastal 18" Chair Seat option: Upholstery	\$	510.00
EDCS11-A18-P??-??	Coastal 18" Chair Seat option: Fiberglass	\$	1,112.00
EDCS11-A30	Coastal 30" Bistro Chair Seat option: Steel	\$	583.00
EDCS11-A30-W??-??	Coastal 30" Bistro Chair Seat option: Wood	\$	733.00
EDCS11-A30-U??-??	Coastal 30" Bistro Chair Seat option: Upholstery	\$	694.00
EDCS11-A30-P??-??	Coastal 30" Bistro Chair Seat option: Fiberglass	\$	1,390.00
EDCS11-B18	Classic Aluminum 18" Chair	\$	609.00
EDCS11-B30	Classic Aluminum 30" Bistro Chair	\$	884.00
EDCS11-H18	Soho 18" Chair Seat option: Wood	\$	508.00
EDCS11-H30	Soho 30" Bistro Chair Seat option: Wood	\$	667.00
EDCS11-F18-?	Urban Retro 18" Chair	\$	410.00
EDCS11-F30-?	Urban Retro 30" Bistro Chair	\$	445.00
EDCS11-G30-?	Urban Retro Backless Stool 30"	\$	387.00
EDCS11-C18-W??-??	Horizon Slat Back 18" Chair Seat option: Wood	\$	419.00
EDCS11-C18-U??-??	Horizon Slat Back 18" Chair Seat option: Upholstery	\$	426.00
EDCS11-C18-P??-??	Horizon Slat Back 18" Chair Seat option: Fiberglass	\$	1,125.00
EDCS11-C30-W??-??	Horizon Slat Back 30" Chair Seat option: Wood	\$	569.00
EDCS11-C30-U??-??	Horizon Slat Back 30" Chair Seat option: Upholstery	\$	576.00
EDCS11-C30-P??-??	Horizon Slat Back 30" Chair Seat option: Fiberglass	\$	1,276.00
EDCS11-D18-W??-??-???	Horizon Wood Back 18" Chair Seat option: Wood Wood back option: solid, 3 lines	\$	510.00
EDCS11-D18-U??-??-???	Horizon Wood Back 18" Chair Seat option: Upholstery Wood back option: solid, 3 lines	\$	472.00
EDCS11-D18-P??-??-???	Horizon Slat Back 18" Chair Seat option: Fiberglass Wood back option: solid, 3 lines	\$	1,170.00
EDCS11-D30-W??-??-???	Horizon Slat Back 30" Chair Seat option: Wood Wood back option: solid, 3 lines	\$	615.00
EDCS11-D30-U??-??-???	Horizon Slat Back 30" Chair Seat option: Upholstery Wood back option: solid, 3 lines	\$	622.00
EDCS11-D30-P??-??-???	Horizon Slat Back 30" Chair Seat option: Fiberglass Wood back option: solid, 3 lines	\$	1,322.00

Enriched Dining - Standard Graphics			
Model Number	Description	List price	Weight
EDG11-10C-1D	Wall Graphic, Design 10-Doodles, Theme C-Food, Square D - 23 X 23, Sintra	\$	647.00
EDG11-10C-1E	Wall Graphic, Design 10-Doodles, Theme C-Food, Square E - 36 X 36, Sintra	\$	1,244.00
EDG11-10C-1F	Wall Graphic, Design 10-Doodles, Theme C-Food, Square F - 47 X 47, Sintra	\$	1,836.00
EDG11-10C-1G	Wall Graphic, Design 10-Doodles, Theme C-Food, Square G - 59 X 59, Sintra	\$	2,556.00
EDG11-10C-2A	Wall Graphic, Design 10-Doodles, Theme C-Food, Mural A - 72 X 47, Rigid PVC (.060 White Poly)	\$	1,990.00
EDG11-10C-2B	Wall Graphic, Design 10-Doodles, Theme C-Food, Mural B - 95 X 47, Rigid PVC (.060 White Poly)	\$	2,326.00
EDG11-10C-2C	Wall Graphic, Design 10-Doodles, Theme C-Food, Mural C - 120 X 47, Rigid PVC (.060 White Poly)	\$	2,542.00
EDG11-10C-3A	Wall Graphic, Design 10-Doodles, Theme C-Food, Mural A - 72 X 47, DPF800 White Vinyl	\$	1,382.00
EDG11-10C-3B	Wall Graphic, Design 10-Doodles, Theme C-Food, Mural B - 95 X 47, DPF800 White Vinyl	\$	1,772.00

EDG11-10C-3C	Wall Graphic, Design 10-Doodles, Theme C-Food, Mural C - 120 X 47, DPF800 White Vinyl	\$	2,165.00	
EDG11-10D-1D	Wall Graphic, Design 10-Doodles, Theme D-Classroom, Square D - 23 X 23, Sintra	\$	647.00	
EDG11-10D-1E	Wall Graphic, Design 10-Doodles, Theme D-Classroom, Square E - 36 X 36, Sintra	\$	1,244.00	
EDG11-10D-1F	Wall Graphic, Design 10-Doodles, Theme D-Classroom, Square F - 47 X 47, Sintra	\$	1,836.00	
EDG11-10D-1G	Wall Graphic, Design 10-Doodles, Theme D-Classroom, Square G - 59 X 59, Sintra	\$	2,556.00	
EDG11-10D-2A	Wall Graphic, Design 10-Doodles, Theme D-Classroom, Mural A - 72 X 47, Rigid PVC (.060 White Poly)	\$	1,990.00	
EDG11-10D-2B	Wall Graphic, Design 10-Doodles, Theme D-Classroom, Mural B - 95 X 47, Rigid PVC (.060 White Poly)	\$	2,326.00	
EDG11-10D-2C	Wall Graphic, Design 10-Doodles, Theme D-Classroom, Mural C - 120 X 47, Rigid PVC (.060 White Poly)	\$	2,542.00	
EDG11-10D-3A	Wall Graphic, Design 10-Doodles, Theme D-Classroom, Mural A - 72 X 47, DPF800 White Vinyl	\$	1,382.00	
EDG11-10D-3B	Wall Graphic, Design 10-Doodles, Theme D-Classroom, Mural B - 95 X 47, DPF800 White Vinyl	\$	1,772.00	
EDG11-10D-3C	Wall Graphic, Design 10-Doodles, Theme D-Classroom, Mural C - 120 X 47, DPF800 White Vinyl	\$	2,165.00	
EDG11-11A-1D	Wall Graphic, Design 11-Color Pop Text, Theme A-Sports, Square D - 23 X 23, Sintra	\$	647.00	
EDG11-11A-1E	Wall Graphic, Design 11-Color Pop Text, Theme A-Sports, Square E - 36 X 36, Sintra	\$	1,244.00	
EDG11-11A-1F	Wall Graphic, Design 11-Color Pop Text, Theme A-Sports, Square F - 47 X 47, Sintra	\$	1,836.00	
EDG11-11A-1G	Wall Graphic, Design 11-Color Pop Text, Theme A-Sports, Square G - 59 X 59, Sintra	\$	2,556.00	
EDG11-11A-2A	Wall Graphic, Design 11-Color Pop Text, Theme A-Sports, Mural A - 72 X 47, Rigid PVC (.060 White Poly)	\$	1,990.00	
EDG11-11A-2B	Wall Graphic, Design 11-Color Pop Text, Theme A-Sports, Mural B - 95 X 47, Rigid PVC (.060 White Poly)	\$	2,326.00	
EDG11-11A-2C	Wall Graphic, Design 11-Color Pop Text, Theme A-Sports, Mural C - 120 X 47, Rigid PVC (.060 White Poly)	\$	2,542.00	
EDG11-11A-3A	Wall Graphic, Design 11-Color Pop Text, Theme A-Sports, Mural A - 72 X 47, DPF800 White Vinyl	\$	1,382.00	
EDG11-11A-3B	Wall Graphic, Design 11-Color Pop Text, Theme A-Sports, Mural B - 95 X 47, DPF800 White Vinyl	\$	1,772.00	
EDG11-11A-3C	Wall Graphic, Design 11-Color Pop Text, Theme A-Sports, Mural C - 120 X 47, DPF800 White Vinyl	\$	2,165.00	
EDG11-11B-1D	Wall Graphic, Design 11-Color Pop Text, Theme B-Inspiration, Square D - 23 X 23, Sintra	\$	647.00	
EDG11-11B-1E	Wall Graphic, Design 11-Color Pop Text, Theme B-Inspiration, Square E - 36 X 36, Sintra	\$	1,244.00	
EDG11-11B-1F	Wall Graphic, Design 11-Color Pop Text, Theme B-Inspiration, Square F - 47 X 47, Sintra	\$	1,836.00	
EDG11-11B-1G	Wall Graphic, Design 11-Color Pop Text, Theme B-Inspiration, Square G - 59 X 59, Sintra	\$	2,556.00	
EDG11-11B-2A	Wall Graphic, Design 11-Color Pop Text, Theme B-Inspiration, Mural A - 72 X 47, .060 White Poly	\$	1,990.00	
EDG11-11B-2B	Wall Graphic, Design 11-Color Pop Text, Theme B-Inspiration, Mural B - 95 X 47, .060 White Poly	\$	2,326.00	
EDG11-11B-2C	Wall Graphic, Design 11-Color Pop Text, Theme B-Inspiration, Mural C - 120 X 47, .060 White Poly	\$	2,542.00	
EDG11-11B-3A	Wall Graphic, Design 11-Color Pop Text, Theme B-Inspiration, Mural A - 72 X 47, DPF800 White Vinyl	\$	1,382.00	
EDG11-11B-3B	Wall Graphic, Design 11-Color Pop Text, Theme B-Inspiration, Mural B - 95 X 47, DPF800 White Vinyl	\$	1,772.00	
EDG11-11B-3C	Wall Graphic, Design 11-Color Pop Text, Theme B-Inspiration, Mural C - 120 X 47, DPF800 White Vinyl	\$	2,165.00	
EDG11-1A-1D	Wall Graphic, Design 1-Inspirational, Theme A-Sports, Square D - 23 X 23, Sintra	\$	647.00	
EDG11-1A-1E	Wall Graphic, Design 1-Inspirational, Theme A-Sports, Square E - 36 X 36, Sintra	\$	1,244.00	

EDG11-1A-1F	Wall Graphic, Design 1-Inspirational, Theme A-Sports, Square F - 47 X 47, Sintra	\$	1,836.00	
EDG11-1A-1G	Wall Graphic, Design 1-Inspirational, Theme A-Sports, Square G - 59 X 59, Sintra	\$	2,556.00	
EDG11-1A-2A	Wall Graphic, Design 1-Inspirational, Theme A-Sports, Mural A - 72 X 47, Rigid PVC (.060 White Poly)	\$	1,990.00	
EDG11-1A-2B	Wall Graphic, Design 1-Inspirational, Theme A-Sports, Mural B - 95 X 47, Rigid PVC (.060 White Poly)	\$	2,326.00	
EDG11-1A-2C	Wall Graphic, Design 1-Inspirational, Theme A-Sports, Mural C - 120 X 47, Rigid PVC (.060 White Poly)	\$	2,542.00	
EDG11-1A-3A	Wall Graphic, Design 1-Inspirational, Theme A-Sports, Mural A - 72 X 47, DPF800 White Vinyl	\$	1,382.00	
EDG11-1A-3B	Wall Graphic, Design 1-Inspirational, Theme A-Sports, Mural B - 95 X 47, DPF800 White Vinyl	\$	1,772.00	
EDG11-1A-3C	Wall Graphic, Design 1-Inspirational, Theme A-Sports, Mural C - 120 X 47, DPF800 White Vinyl	\$	2,165.00	
EDG11-1B-1D	Wall Graphic, Design 1-Inspirational, Theme B-Inspirational, Square D-23 X 23, Sintra	\$	647.00	
EDG11-1B-1E	Wall Graphic, Design 1-Inspirational, Theme B-Inspirational, Square E-36 X 36, Sintra	\$	1,244.00	
EDG11-1B-1F	Wall Graphic, Design 1-Inspirational, Theme B-Inspirational, Square F-47 X 47, Sintra	\$	1,836.00	
EDG11-1B-1G	Wall Graphic, Design 1-Inspirational, Theme B-Inspirational, Square G-59 X 59, Sintra	\$	2,556.00	
EDG11-1B-2A	Wall Graphic, Design 1-Inspirational, Theme B-Inspirational, Mural A -72 X 47, Rigid PVC (.060 White Poly)	\$	1,990.00	
EDG11-1B-2B	Wall Graphic, Design 1-Inspirational, Theme B-Inspirational, Mural B -95 X 47, Rigid PVC (.060 White Poly)	\$	2,326.00	
EDG11-1B-2C	Wall Graphic, Design 1-Inspirational, Theme B-Inspirational, Mural C -120 X 47 Rigid PVC (.060 White Poly)	\$	2,542.00	
EDG11-1B-3A	Wall Graphic, Design 1-Inspirational, Theme B-Inspirational, Mural A -72 X 47, DPF800 White Vinyl	\$	1,382.00	
EDG11-1B-3B	Wall Graphic, Design 1-Inspirational, Theme B-Inspirational, Mural B -95 X 47, DPF800 White Vinyl	\$	1,772.00	
EDG11-1B-3C	Wall Graphic, Design 1-Inspirational, Theme B-Inspirational, Mural C -120 X 47, DPF800 White Vinyl	\$	2,165.00	
EDG11-6B-1D	Wall Graphic, Design 6-Retro Coffee Shop, Theme B-Inspirational, Square D- 23 X 23, Sintra	\$	647.00	
EDG11-6B-1E	Wall Graphic, Design 6-Retro Coffee Shop, Theme B-Inspirational, Square E - 36 X 36, Sintra	\$	1,244.00	
EDG11-6B-1F	Wall Graphic, Design 6-Retro Coffee Shop, Theme B-Inspirational, Square F - 47 X 47, Sintra	\$	1,836.00	
EDG11-6B-1G	Wall Graphic, Design 6-Retro Coffee Shop, Theme B-Inspirational, Square G - 59 X 59, Sintra	\$	2,556.00	
EDG11-6B-2A	Wall Graphic, Design 6-Retro Coffee Shop, Theme B-Inspirational, Mural A - 72 X 47, Rigid PVC (.060 White Poly)	\$	1,990.00	
EDG11-6B-2B	Wall Graphic, Design 6-Retro Coffee Shop, Theme B-Inspirational, Mural B - 95 X 47, Rigid PVC (.060 White Poly)	\$	2,326.00	
EDG11-6B-2C	Wall Graphic, Design 6-Retro Coffee Shop, Theme B-Inspirational, Mural C - 120 X 47, Rigid PVC (.060 White Poly)	\$	2,542.00	
EDG11-6B-3A	Wall Graphic, Design 6-Retro Coffee Shop, Theme B-Inspirational, Mural A - 72 X 47, DPF800 White Vinyl	\$	1,382.00	
EDG11-6B-3B	Wall Graphic, Design 6-Retro Coffee Shop, Theme B-Inspirational, Mural B - 95 X 47, DPF800 White Vinyl	\$	1,772.00	
EDG11-6B-3C	Wall Graphic, Design 6-Retro Coffee Shop, Theme B-Inspirational, Mural C - 120 X 47, DPF800 White Vinyl	\$	2,165.00	
EDG11-6C-1D	Wall Graphic, Design 6-Retro Coffee Shop, Theme C-Food, Square D - 23 X 23, Sintra	\$	647.00	
EDG11-6C-1E	Wall Graphic, Design 6-Retro Coffee Shop, Theme C-Food, Square E - 36 X 36, Sintra	\$	1,244.00	
EDG11-6C-1F	Wall Graphic, Design 6-Retro Coffee Shop, Theme C-Food, Square F - 47 X 47, Sintra	\$	1,836.00	
EDG11-6C-1G	Wall Graphic, Design 6-Retro Coffee Shop, Theme C-Food, Square G - 59 X 59, Sintra	\$	2,556.00	
EDG11-6C-2A	Wall Graphic, Design 6-Retro Coffee Shop, Theme C-Food, Mural A-72 X 47, Rigid PVC (.060 White Poly)	\$	1,990.00	

EDG11-6C-2B	Wall Graphic, Design 6-Retro Coffee Shop, Theme C-Food, Mural B - 95 X 47, Rigid PVC (.060 White Poly)	\$	2,326.00
EDG11-6C-2C	Wall Graphic, Design 6-Retro Coffee Shop, Theme C-Food, Mural C - 120 X 47, Rigid PVC (.060 White Poly)	\$	2,542.00
EDG11-6C-3A	Wall Graphic, Design 6-Retro Coffee Shop, Theme C-Food, Mural A - 72 X 47, DPF800 White Vinyl	\$	1,382.00
EDG11-6C-3B	Wall Graphic, Design 6-Retro Coffee Shop, Theme C-Food, Mural B - 95 X 47, DPF800 White Vinyl	\$	1,772.00
EDG11-6C-3C	Wall Graphic, Design 6-Retro Coffee Shop, Theme C-Food, Mural C - 120 X 47, DPF800 White Vinyl	\$	2,165.00
EDG11-7A-1D	Wall Graphic, Design 7-Illustration Overload, Theme A-Sports, Square D - 23 X 23, Sintra	\$	647.00
EDG11-7A-1E	Wall Graphic, Design 7-Illustration Overload, Theme A-Sports, Square E - 36 X 36, Sintra	\$	1,244.00
EDG11-7A-1F	Wall Graphic, Design 7-Illustration Overload, Theme A-Sports, Square F - 47 X 47, Sintra	\$	1,836.00
EDG11-7A-1G	Wall Graphic, Design 7-Illustration Overload, Theme A-Sports, Square G - 59 X 59, Sintra	\$	2,556.00
EDG11-7A-2A	Wall Graphic, Design 7-Illustration Overload, Theme A-Sports, Mural A - 72 X 47, Rigid PVC (.060 White Poly)	\$	1,990.00
EDG11-7A-2B	Wall Graphic, Design 7-Illustration Overload, Theme A-Sports, Mural B - 95 X 47, Rigid PVC (.060 White Poly)	\$	2,326.00
EDG11-7A-2C	Wall Graphic, Design 7-Illustration Overload, Theme A-Sports, Mural C - 120 X 47, Rigid PVC (.060 White Poly)	\$	2,542.00
EDG11-7A-3A	Wall Graphic, Design 7-Illustration Overload, Theme A-Sports, Mural A - 72 X 47, DPF800 White Vinyl	\$	1,382.00
EDG11-7A-3B	Wall Graphic, Design 7-Illustration Overload, Theme A-Sports, Mural B - 95 X 47, DPF800 White Vinyl	\$	1,772.00
EDG11-7A-3C	Wall Graphic, Design 7-Illustration Overload, Theme A-Sports, Mural C - 120 X 47, DPF800 White Vinyl	\$	2,165.00
EDG11-7D-1D	Wall Graphic, Design 7-Illustration Overload, Theme D-Classroom, Square D - 23 X 23, Sintra	\$	647.00
EDG11-7D-1E	Wall Graphic, Design 7-Illustration Overload, Theme D-Classroom, Square E - 36 X 36, Sintra	\$	1,244.00
EDG11-7D-1F	Wall Graphic, Design 7-Illustration Overload, Theme D-Classroom, Square F - 47 X 47, Sintra	\$	1,836.00
EDG11-7D-1G	Wall Graphic, Design 7-Illustration Overload, Theme D-Classroom, Square G - 59 X 59, Sintra	\$	2,556.00
EDG11-7D-2A	Wall Graphic, Design 7-Illustration Overload, Theme D-Classroom, Mural A - 72 X 47, .060 White Poly	\$	1,990.00
EDG11-7D-2B	Wall Graphic, Design 7-Illustration Overload, Theme D-Classroom, Mural B - 95 X 47, .060 White Poly	\$	2,326.00
EDG11-7D-2C	Wall Graphic, Design 7-Illustration Overload, Theme D-Classroom, Mural C - 120 X 47, .060 White Poly	\$	2,542.00
EDG11-7D-3A	Wall Graphic, Design 7-Illustration Overload, Theme D-Classroom, Mural A - 72 X 47, DPF800 White Vinyl	\$	1,382.00
EDG11-7D-3B	Wall Graphic, Design 7-Illustration Overload, Theme D-Classroom, Mural B - 95 X 47, DPF800 White Vinyl	\$	1,772.00
EDG11-7D-3C	Wall Graphic, Design 7-Illustration Overload, Theme D-Classroom, Mural C - 120 X 47, DPF800 White Vinyl	\$	2,165.00

Folding Leg Tables

Linenless Folding Leg Table -Laminate Top - Chrome or Powdercoat

Model Numbers	Description	List Price	Weight
	Wishbone Leg Style		
C9211-183?-13???	18" x 72" x 30"H Folding Leg Table with Laminate Top. Wishbone Leg Style. Specify Laminate, Armor Edge and Leg color.	\$ 878.00	
C9214-183?-13???	24" X 72" x 30"H Folding Leg Table with Laminate Top. Wishbone Leg Style. Specify Laminate, Armor Edge and Leg color.	\$ 1,009.00	
C9212-183?-13???	30"x 72" x 30"H Folding Leg Table with Laminate Top. Wishbone Leg Style. Specify Laminate, Armor Edge and Leg color.	\$ 1,047.00	
C9215-183?-13???	36"x 72" x 30"H Folding Leg Table with Laminate Top. Wishbone Leg Style. Specify Laminate, Armor Edge and Leg color.	\$ 1,052.00	
C9211-244?-13???	18"x 96" x 30"H Folding Leg Table with Laminate Top. Wishbone Leg Style. Specify Laminate, Armor Edge and Leg color.	\$ 992.00	

C9214-244?-13???	24"x 96" x 30"H Folding Leg Table with Laminate Top. Wishbone Leg Style. Specify Laminate, Armor Edge and Leg color.	\$	1,128.00
C9212-244?-13???	30"x 96" x 30"H Folding Leg Table with Laminate Top. Wishbone Leg Style. Specify Laminate, Armor Edge and Leg color.	\$	1,179.00
C9215-244?-13???	36"x 96" x 30"H Folding Leg Table with Laminate Top. Wishbone Leg Style. Specify Laminate, Armor Edge and Leg color.	\$	1,269.00
C9010-183?-13???	72" Round Folding Leg Table with Laminate Top. Wishbone Leg Style. Specify Laminate, Armor Edge and Leg color.	\$	1,893.00
C9010-165?-13???	66" Round Folding Leg Table with Laminate Top. Wishbone Leg Style. Specify Laminate, Armor Edge and Leg color.	\$	1,838.00
C9010-153?-13???	60" Round Folding Leg Table with Laminate Top. Wishbone Leg Style. Specify Laminate, Armor Edge and Leg color.	\$	1,505.00
C9113-183?-13???	60" x 72" Oval - Folding Leg Table with Laminate Top. Wishbone Leg Style. Specify Laminate, Armor Edge and Leg color.	\$	1,757.00
C9316-183?-13???	72" Half-Round Folding Leg Table with Laminate Top. Wishbone Leg Style. Specify Laminate, Armor Edge and Leg color.	\$	1,714.00
C9515-165?-13???	30" x 66" Crescent Folding Leg Table with Laminate Top. Wishbone Leg Style. Specify Laminate, Armor Edge and Leg color.	\$	2,027.00
C9515-183?-13???	36" x 72" Crescent Folding Leg Table with Laminate Top. Wishbone Leg Style. Specify Laminate, Armor Edge and Leg color.	\$	2,005.00
	Conference Leg Style		
C9211-183?-12???	18" x 72" x 30"H Folding Leg Table with Laminate Top. Conference Leg Style. Specify Laminate, Armor Edge and Leg color.	\$	878.00
C9214-183?-12???	24" X 72" x 30"H Folding Leg Table with Laminate Top. Conference Leg Style. Specify Laminate, Armor Edge and Leg color.	\$	1,009.00
C9212-183?-12???	30"x 72" x 30"H Folding Leg Table with Laminate Top. Conference Leg Style. Specify Laminate, Armor Edge and Leg color.	\$	1,047.00
C9215-183?-12???	36"x 72" x 30"H Folding Leg Table with Laminate Top. Conference Leg Style. Specify Laminate, Armor Edge and Leg color.	\$	1,052.00
C9211-244?-12???	18"x 96" x 30"H Folding Leg Table with Laminate Top. Conference Leg Style. Specify Laminate, Armor Edge and Leg color.	\$	992.00
C9214-244?-12???	24"x 96" x 30"H Folding Leg Table with Laminate Top. Conference Leg Style. Specify Laminate, Armor Edge and Leg color.	\$	1,118.00
C9212-244?-12???	30"x 96" x 30"H Folding Leg Table with Laminate Top. Conference Leg Style. Specify Laminate, Armor Edge and Leg color.	\$	1,179.00
C9215-244?-12???	36"x 96" x 30"H Folding Leg Table with Laminate Top. Conference Leg Style. Specify Laminate, Armor Edge and Leg color.	\$	1,269.00
C9316-183?-12???	72" Half-Round Folding Leg Table with Laminate Top. Conference Leg Style. Specify Laminate, Armor Edge and Leg color.	\$	1,605.00
C9412-076?-12???	30" Quarter Round Folding Leg Table with Laminate Top. Conference Leg Style. Specify Laminate, Armor Edge and Leg color.	\$	1,233.00
C9515-165?-12???	30" x 66" Crescent Folding Leg Table with Laminate Top. Conference Leg Style. Specify Laminate, Armor Edge and Leg color.	\$	1,912.00
C9515-183?-12???	36" x 72" Crescent Folding Leg Table with Laminate Top. Conference Leg Style. Specify Laminate, Armor Edge and Leg color.	\$	1,889.00
	T- Shaped Leg Style		
C9211-183?-11???	18" x 72" x 30"H Folding Leg Table with Laminate Top. T-Shaped Leg Style. Specify Laminate, Armor Edge and Leg color.	\$	878.00
C9214-183?-11???	24" X 72" x 30"H Folding Leg Table with Laminate Top. T-Shaped Leg Style. Specify Laminate, Armor Edge and Leg color.	\$	1,009.00
C9212-183?-11???	30"x 72" x 30"H Folding Leg Table with Laminate Top. T-Shaped Leg Style. Specify Laminate, Armor Edge and Leg color.	\$	1,047.00
C9215-183?-11???	36"x 72" x 30"H Folding Leg Table with Laminate Top. T-Shaped Leg Style. Specify Laminate, Armor Edge and Leg color.	\$	1,052.00
C9211-244?-11???	18"x 96" x 30"H Folding Leg Table with Laminate Top. T-Shaped Leg Style. Specify Laminate, Armor Edge and Leg color.	\$	992.00
C9214-244?-11???	24"x 96" x 30"H Folding Leg Table with Laminate Top. T-Shaped Leg Style. Specify Laminate, Armor Edge and Leg color.	\$	1,118.00
C9212-244?-11???	30"x 96" x 30"H Folding Leg Table with Laminate Top. T-Shaped Leg Style. Specify Laminate, Armor Edge and Leg color.	\$	1,179.00
C9215-244?-11???	36"x 96" x 30"H Folding Leg Table with Laminate Top. T-Shaped Leg Style. Specify Laminate, Armor Edge and Leg color.	\$	1,269.00
C9316-183?-11???	72" Half-Round Folding Leg Table with Laminate Top. T-Shape Leg Style. Specify Laminate, Armor Edge and Leg color.	\$	1,605.00
C9515-165?-11???	30" x 66" Crescent Folding Leg Table with Laminate Top. T-Shape Leg Style. Specify Laminate, Armor Edge and Leg color.	\$	1,912.00
C9515-183?-11???	36" x 72" Crescent Folding Leg Table with Laminate Top. T-Shape Leg Style. Specify Laminate, Armor Edge and Leg color.	\$	1,889.00

	Modesty Panel		
MP12-183-1????	72" Modesty Panel. Removable & reversible. Specify laminate color when ordering.	\$	248.00
MP12-244-1????	96" Modesty Panel. Removable & reversible. Specify laminate color when ordering.	\$	278.00
	Table Caddies		
TAC12F	Round Table Caddy (holds 12 tables)	\$	2,413.00
TAC11AS	Stacking Round Table Caddy (holds 18: 60"/66"/72" round tables)	\$	4,209.00
TAC12B	Rectangle Caddy - 6ft (holds 16: 30" x 72" tables or 32: 18" x 72" tables)	\$	1,417.00
TAC11BS	Stacking Rectangle Caddy - 6ft (holds 16-32 tables)	\$	3,444.00
TAC12C	Rectangle Caddy - 8ft (holds 16: 30" x 96" tables or 32: 18" x 96" tables)	\$	1,603.00
TAC11CS	Stacking Rectangle Caddy - 8ft (holds 16-32 tables)	\$	3,643.00
	Modesty Panel Storage Attachment to Rectangle Caddy - Linenless FLT Only		
C285354	Modesty Panel Storage for holding 6' panels (attach to caddy TAC12B)	\$	414.00
C285353	Modesty Panel Storage for holding 8' panels (attach to caddy TAC12C)	\$	466.00

Linenless FLT - Plywood Top - Chrome or Powdercoat			
Model Numbers	Description	List Price	Weight
	Wishbone Leg Style		
C9211-183?-1302?	18" x 72" x 30"H Folding Leg Table with Plywood Top. Wishbone Leg Style. Specify Armor edge and Leg color.	\$	806.00 41 lb. (18 kg)
C9214-183?-1302?	24" X 72" x 30"H Folding Leg Table with Plywood Top. Wishbone Leg Style. Specify Armor edge and Leg color.	\$	939.00 48 lb. (21 kg)
C9212-183?-1302?	30"x 72" x 30"H Folding Leg Table with Plywood Top. Wishbone Leg Style. Specify Armor edge and Leg color.	\$	958.00 55 lb. (25 kg)
C9215-183?-1302?	36"x 72" x 30"H Folding Leg Table with Plywood Top. Wishbone Leg Style. Specify Armor edge and Leg color.	\$	969.00 62 lb. (28 kg)
C9211-244?-1302?	18"x 96" x 30"H Folding Leg Table with Plywood Top. Wishbone Leg Style. Specify Armor edge and Leg color.	\$	905.00 60 lb. (27 kg)
C9214-244?-1302?	24"x 96" x 30"H Folding Leg Table with Plywood Top. Wishbone Leg Style. Specify Armor edge and Leg color.	\$	1,047.00 68 lb. (30 kg)
C9212-244?-1302?	30"x 96" x 30"H Folding Leg Table with Plywood Top. Wishbone Leg Style. Specify Armor edge and Leg color.	\$	1,070.00 78 lb. (35 kg)
C9215-244?-1302?	36"x 96" x 30"H Folding Leg Table with Plywood Top. Wishbone Leg Style. Specify Armor edge and Leg color.	\$	1,166.00 87 lb. (39 kg)
C9010-183?-1302?	72" Round Folding Leg Table with Plywood Top. Wishbone Leg Style. Specify Armor Edge and Leg color.	\$	1,673.00 85 lb. (38 kg)
C9010-165?-1302?	66" Round Folding Leg Table with Plywood Top. Wishbone Leg Style. Specify Armor edge and Leg color.	\$	1,619.00 71 lb. (32 kg)
C9010-153?-1302?	60" Round Folding Leg Table with Plywood Top. Wishbone Leg Style. Specify Armor edge and Leg color.	\$	1,369.00 66 lb. (30 kg)
C9113-183?-1302?	60" x 72" Oval Folding Leg Table with Plywood Top. Wishbone Leg Style. Specify Armor edge and Leg color.	\$	1,615.00 71 lb. (32 kg)
C9316-183?-1302?	72" Half-Round Folding Leg Table with Plywood Top. Wishbone Leg Style. Specify Armor edge and Leg color.	\$	1,556.00 58 lb. (26 kg)
C9515-165?-1302?	30" x 66" Crescent Folding Leg Table with Plywood Top. Wishbone Leg Style. Specify Armor edge and Leg color.	\$	1,850.00 62 lb. (28 kg)
C9515-183?-1302?	36" x 72" Crescent Folding Leg Table with Plywood Top. Wishbone Leg Style. Specify Armor edge and Leg color.	\$	1,834.00 64 lb. (29 kg)
	Conference Leg Style		
C9211-183?-1202?	18" x 72" x 30"H Folding Leg Table with Plywood Top. Conference Leg Style. Specify Armor edge and Leg color.	\$	806.00 41 lb. (18 kg)
C9214-183?-1202?	24" X 72" x 30"H Folding Leg Table with Plywood Top. Conference Leg Style. Specify Armor edge and Leg color.	\$	939.00 48 lb. (21 kg)
C9212-183?-1202?	30"x 72" x 30"H Folding Leg Table with Plywood Top. Conference Leg Style. Specify Armor edge and Leg color.	\$	958.00 55 lb. (25 kg)
C9215-183?-1202?	36"x 72" x 30"H Folding Leg Table with Plywood Top. Conference Leg Style. Specify Armor edge and Leg color.	\$	969.00 62 lb. (28 kg)
C9211-244?-1202?	18"x 96" x 30"H Folding Leg Table with Plywood Top. Conference Leg Style. Specify Armor edge and Leg color.	\$	905.00 60 lb. (27 kg)
C9214-244?-1202?	24"x 96" x 30"H Folding Leg Table with Plywood Top. Conference Leg Style. Specify Armor edge and Leg color.	\$	1,047.00 68 lb. (30 kg)
C9212-244?-1202?	30"x 96" x 30"H Folding Leg Table with Plywood Top. Conference Leg Style. Specify Armor edge and Leg color.	\$	1,070.00 78 lb. (35 kg)

C9215-244?-1202?	36"x 96" x 30"H Folding Leg Table with Plywood Top. Conference Leg Style. Specify Armor edge and Leg color.	\$	1,166.00	87 lb. (39 kg)
C9316-183?-1202?	72" Half-Round Folding Leg Table with Plywood Top. Conference Leg Style. Specify Armor edge and Leg color.	\$	1,452.00	58 lb. (26 kg)
C9412-076?-1202?	30" Quarter Round Folding Leg Table with Plywood Top. Conference Leg Style. Specify Armor edge and Leg color.	\$	1,163.00	38 lb. (17 kg)
C9515-165?-1202?	30" x 66" Crescent Folding Leg Table with Plywood Top. Conference Leg Style. Specify Armor edge and Leg color.	\$	1,736.00	62 lb. (28 kg)
C9515-183?-1202?	36" x 72" Crescent Folding Leg Table with Plywood Top. Conference Leg Style. Specify Armor edge and Leg color.	\$	1,710.00	64 lb. (29 kg)
	T- Shaped Leg Style			
C9211-183?-1102?	18" x 72" x 30"H Folding Leg Table with Plywood Top. T-Shaped Leg Style. Specify Armor edge and Leg color.	\$	806.00	41 lb. (18 kg)
C9214-183?-1102?	24" X 72" x 30"H Folding Leg Table with Plywood Top. T-Shaped Leg Style. Specify Armor edge and Leg color.	\$	939.00	48 lb. (21 kg)
C9212-183?-1102?	30"x 72" x 30"H Folding Leg Table with Plywood Top. T-Shaped Leg Style. Specify Armor edge and Leg color.	\$	958.00	55 lb. (25 kg)
C9215-183?-1102?	36"x 72" x 30"H Folding Leg Table with Plywood Top. T-Shaped Leg Style. Specify Armor edge and Leg color.	\$	969.00	62 lb. (28 kg)
C9211-244?-1102?	18"x 96" x 30"H Folding Leg Table with Plywood Top. T-Shaped Leg Style. Specify Armor edge and Leg color.	\$	905.00	60 lb. (27 kg)
C9214-244?-1102?	24"x 96" x 30"H Folding Leg Table with Plywood Top. T-Shaped Leg Style. Specify Armor edge and Leg color.	\$	1,047.00	68 lb. (30 kg)
C9212-244?-1102?	30"x 96" x 30"H Folding Leg Table with Plywood Top. T-Shaped Leg Style. Specify Armor edge and Leg color.	\$	1,070.00	78 lb. (35 kg)
C9215-244?-1102?	36"x 96" x 30"H Folding Leg Table with Plywood Top. T-Shaped Leg Style. Specify Armor edge and Leg color.	\$	1,166.00	87 lb. (39 kg)
C9316-183?-1102?	72" Half-Round Folding Leg Table with Plywood Top. T-Shaped Leg Style. Specify Armor edge and Leg color.	\$	1,452.00	58 lb. (26 kg)
C9515-165?-1102?	30" x 66" Crescent Folding Leg Table with Plywood Top. T-Shaped Leg Style. Specify Armor edge and Leg color.	\$	1,736.00	62 lb. (28 kg)
C9515-183?-1102?	36" x 72" Crescent Folding Leg Table with Plywood Top. T-Shaped Leg Style. Specify Armor edge and Leg color.	\$	1,710.00	64 lb. (29 kg)
	Modesty Panel			
MP12-183-1????	72" Modesty Panel. Removable & reversible. Specify laminate color.	\$	248.00	9 lb. (4 kg)
MP12-244-1????	96" Modesty Panel. Removable & reversible. Specify laminate color.	\$	278.00	12 lb. (5.4 kg)
	TABLE CADDIES			
TAC12F	Round Table Caddy (holds 12 tables)	\$	2,413.00	120 lb. (54.5 kg)
TAC11AS	Stacking Round Table Caddy (holds 18: 60"/66"/72" round tables)	\$	4,209.00	160 lb. (72.6 kg)
TAC12B	Rectangle Caddy - 6ft (holds 16: 30" x 72" tables or 32: 18" x 72" tables)	\$	1,417.00	101 lb. (45.8 kg)
TAC11BS	Stacking Rectangle Caddy - 6ft (holds 16-32 tables)	\$	3,444.00	140 lb. (63.5 kg)
TAC12C	Rectangle Caddy - 8ft (holds 16: 30" x 96" tables or 32: 18" x 96" tables)	\$	1,603.00	115 lb. (52.2 kg)
TAC11CS	Stacking Rectangle Caddy - 8ft (holds 16-32 tables)	\$	3,643.00	160 lb. (72.6 kg)
	Modesty Panel Storage Attachment to Rectangle Caddy - Linenless FLT Only			
C285354	Modesty Panel Storage for holding 6' panels (attach to caddy TAC12B)	\$	414.00	52 lb. (24 kg)
C285353	Modesty Panel Storage for holding 8' panels (attach to caddy TAC12C)	\$	466.00	65 lb. (30 kg)

IN ROOM DINING

Room Service Tables

Model Number	Description	List price	Weight	
TRT82FSC??	36" x 42" Tri-fold Oval Room Service Table. Specify Laminate, Armor Edge and Leg color.	\$	1,986.00	65 lb. (29.5 kg)
TRT82FSE??	36" x 36" Tri-Fold Square Room Service Table. Specify Laminate, Armor Edge and Leg color.	\$	1,986.00	65 lb. (29.5 kg)
TRB82FSC??	36" x 42" Bi-fold Oval Room Service Table. Specify Laminate, Armor Edge and Leg color.	\$	1,899.00	63 lb. (28.6 kg)
TRB82FSE??	36" x 36" Bi-Fold Square Room Service Table. Specify Laminate, Armor Edge and Leg color.	\$	1,899.00	63 lb. (28.6 kg)

Room Service Tables with Table Guide

Model Number	Description	List price	Weight	
TRT82FSC??T	36" x 42" Tri-fold Oval Room Service Table with Table Guide. Specify Laminate, Ar	\$	2,404.00	70 lb. (31.8 kg)

TRT82FSE??T	36" x 36" Tri-Fold Square Room Service Table with Table Guide. Specify Laminate, Armor Edge and Leg color.	\$	2,404.00	70 lb. (31.8 kg)
TRB82FSC??T	36" x 42" Bi-fold Oval Room Service Table with Table Guide. Specify Laminate, Armor Edge and Leg color.	\$	2,319.00	68 lb. (30.8 kg)
TRB82FSE??T	36" x 36" Bi-Fold Square Room Service Table with Table Guide. Specify Laminate, Armor Edge and Leg color.	\$	2,319.00	68 lb. (30.8 kg)

Table Guide Tool Kit

Model Number	Description	List price	Weight	
282114	Retrofit kit to install Table Guide tool onto RS Table	\$	548.00	5 lb. (2.3 kg)

FOOD WARMERS

Solid Fuel Food Warmer, Double Wall

Model Number	Description	List price	Weight	
4921-201B-040	Double wall solid fuel food warmer black	\$	1,233.00	27.9 lb. (12.7 kg)
4921-201S-040	Double wall solid fuel food warmer stainless steel	\$	1,233.00	27.9 lb. (12.7 kg)

Electric Food Warmers, Insulated

Model Number	Description	List price	Weight	
4918-700B-04B	120 volt electric food warmer black	\$	2,288.00	32 lb. (14.5 kg)
4918-700S-04B	120 volt electric food warmer stainless steel	\$	2,288.00	
4918-800B-04?	240 volt electric food warmer black - specify plug type	\$	2,288.00	
4918-800S-04?	240 volt electric food warmer stainless steel - specify plug type	\$	2,288.00	32 lb. (14.5 kg)

Solid Fuel Food Warmers on wheels with handle.

Model Number	Description	List price	Weight	
4921-401B-040	Double wall solid fuel food warmer black on wheels w/ handle	\$	1,604.00	
4921-401S-040	Double wall solid fuel food warmer stainless steel on wheels w/ handle	\$	1,604.00	

Electric Food Warmers on wheels with handle.

Model Number	Description	List price	Weight	
4938-700B-04B	120 volt electric food warmer with wheels/handle black	\$	2,680.00	35 lb. (15.9 kg)
4938-700S-04B	120 volt electric food warmer with wheels/handle stainless steel	\$	2,680.00	35 lb. (15.9 kg)
4938-800B-04?	240 volt electric food warmer with wheels/handle black - specify plug type	\$	2,680.00	35 lb. (15.9 kg)
4938-800S-04?	240 volt electric food warmer with wheels/handle stainless steel - specify plug type	\$	2,680.00	35 lb. (15.9 kg)

Electric Food Warmer Transport Caddy

Model Number	Description	List price	Weight	
3909-100B-04	120 volt electric food warmer transport	\$	3,156.00	103 lb. (46.72 kg)
3909-200F-05	240 volt electric food warmer transport	\$	3,156.00	103 lb. (46.72 kg)

Food Warmer Gravity Rack

Model Number	Description	List price	Weight	
3929-9B	9 Food Warmer Gravity Rack - Black Finish	\$	7,048.00	
3929-18B	18 Food Warmer Gravity Rack - Black Finish	\$	13,856.00	

CATERING

Catering Tables - Single Tier

Model Number	Description	List Price	Weight	
TB312GSG??	30" x 72" with center support (30"high) single tier catering table. Specify Laminate, Armor Edge and Leg color.	\$	2,743.00	114 lb. (51.7 kg)
TB312GSE??	30" x 50" single tier catering table. Specify Laminate, Armor Edge and Leg color.	\$	2,573.00	114 lb. (51.7 kg)

8' long catering & buffet tables available upon request

Two-Tier Senior and Jr. Catering Tables

Model Number	Description	List Price	Weight	
TB212GSG??	30" X 72" with shelf & service rack (30"high) two-tier catering table. Specify Laminate, Armor Edge and Leg color.	\$	3,447.00	160 lb. (72.6 kg)
TB212GSE??	30" X 50" with shelf & service rack (30"high) two-tier catering table. Specify Laminate, Armor Edge and Leg color.	\$	3,315.00	125 lb. (56.7 kg)

Tivoli Catering Table Drapes

Model Number	Description	List Price	Weight
--------------	-------------	------------	--------

TDD12D1A??	72", Single Height Catering, 4 sides, shirred Dimensions - 16'9" x 29" Tivoli table drape. Specify color when ordering.	\$	686.00	
TDB12D1A??	72", Two-Tier Buffet, 4 sides, shirred Dimensions - top 14'6" x 12", bottom 16'9" x 29" Tivoli table drape. Specify color when ordering.	\$	1,133.00	
TDB12F1A??	50", Two-Tier Buffet, 4 sides, shirred Dimensions - top 10'8" x 12", bottom 13'2" x 29" Tivoli table drape. Specify color when ordering.	\$	893.00	

Sophisticate Catering Tables

Model Number	Description	List Price	Weight
TBW11NPG??	32" x 72" laminate top with wood trim (36" high) Sophisticate catering table. Specify Laminate, Edge and Leg color.	\$ 4,496.00	223 lb. (101.2 kg)
TBL11NPG??	32" x 72" laminate top with laminate edge (36" high) Sophisticate catering table. Specify Laminate top/edge and Leg color.	\$ 4,496.00	223 lb. (101.2 kg)
TBM11NPG??	32" x 72" laminate top with Armor-Edge (36" high) Sophisticate catering table. Specify laminate, Armor edge and Leg color.	\$ 4,117.00	223 lb. (101.2 kg)
TBG11NPG6??	32" x 72" granite top (36" high) Sophisticate catering table. Specify Top and Leg color.	\$ 9,455.00	295 lb. (133.8 kg)
TBJ11NPG6??	32" x 72" granite top with Armor-Edge (36" high) Sophisticate catering table. Specify Top, Armor edge and Leg color.	\$ 9,455.00	295 lb. (133.8 kg)
283149	Sophisticate Table cover: 73.25" L x 12' W x 38.5" H	\$ 286.00	

Sophisticate Plus Catering Tables

Model Number	Description	List Price	Weight
RBF31NPG6?C??B	32" x 72" granite top (36" high) with 1 cooking unit Sophisticate Plus buffet table. Specify options when ordering.	\$ 15,150.00	305 lb. (138.3 kg)
RBJ31NPG6?0?C??B	32" x 72" granite top with Armor Edge (36" high) with 1 cooking unit Sophisticate Plus buffet table. Specify options when ordering.	\$ 15,150.00	305 lb. (138.3 kg)
RBF31NPG6?C?1B	32" x 72" granite top (36" high) with 2 cooking units Sophisticate Plus buffet table. Specify options when ordering	\$ 19,007.00	315 lb. (142.9 kg)
RBJ31NPG6?0?C?1B	32" x 72" granite top with Armor-Edge (36" high) with 2 cooking units Sophisticate Plus buffet table. Specify options when ordering	\$ 19,007.00	315 lb. (142.9 kg)
RBF31NPG6?W??B	32" x 72" granite top (36" high) with 1 warming unit Sophisticate Plus buffet table. Specify options when ordering	\$ 15,150.00	305 lb. (138.3 kg)
RBJ31NPG6?0?W??B	32" x 72" granite top with Armor Edge (36" high) with 1 warming unit Sophisticate Plus buffet table. Specify options when ordering	\$ 15,150.00	305 lb. (138.3 kg)
RBF31NPG6?W?1B	32" x 72" granite top (36" high) with 2 warming unit Sophisticate Plus buffet table. Specify options when ordering	\$ 19,007.00	315 lb. (142.9 kg)
RBJ31NPG6?0?W?1B	32" x 72" granite top with Armor Edge(36" high) with 2 warming unit Sophisticate Plus buffet table. Specify options when ordering	\$ 19,007.00	315 lb. (142.9 kg)
RBF31NPG6?W?5B	32" x 72" granite top (36" high) with 3 warming unit Sophisticate Plus buffet table. Specify options when ordering	\$ 23,734.00	325 lb. (147.4 kg)
RBJ31NPG6?0?W?5B	32" x 72" granite top with Armor Edge (36" high) with 3 warming unit Sophisticate Plus buffet table. Specify options when ordering	\$ 23,734.00	325 lb. (147.4 kg)

Diamond Cross Table

Powdercoat Frame			
Model Number	Description	List price	Weight
TDF11A1???	24" x 24" x 30" H Square Diamond Cross Frame Table with reversible top and powdercoat frame. Specify Laminate and Frame color.	\$ 1,858.00	
TDF11B1???	30" x 30" x 30" H Square Diamond Cross Frame Table with reversible top and powdercoat frame. Specify Laminate and Frame color.	\$ 2,012.00	
TDF11C1???	36" x 36" x 30" H Square Diamond Cross Frame Table with reversible top and powdercoat frame. Specify Laminate and Frame color.	\$ 2,158.00	
TDF11D1???	24" x 24" x 30" H Round Diamond Cross Frame Table with reversible top and powdercoat frame. Specify Laminate and Frame color.	\$ 2,132.00	
TDF11E1???	30" x 30" x 30" H Round Diamond Cross Frame Table with reversible top and powdercoat frame. Specify Laminate and Frame color.	\$ 2,355.00	
TDF11F1???	36" x 36" x 30" H Round Diamond Cross Frame Table with reversible top and powdercoat frame. Specify Laminate and Frame color.	\$ 2,525.00	
TDF11G1???	30" x 60" x 30" H Rectangle Diamond Cross Frame Table with reversible top and powdercoat frame. Specify Laminate and Frame color.	\$ 2,330.00	
TDF11H1???	30" x 72" x 30" H Rectangle Diamond Cross Frame Table with reversible top and powdercoat frame. Specify Laminate and Frame color.	\$ 2,473.00	
TDF11K1???	36" x 60" x 30" H Rectangle Diamond Cross Frame Table with reversible top and powdercoat frame. Specify Laminate and Frame color.	\$ 3,153.00	

TDF11J1???	36" x 72" x 30" H Rectangle Diamond Cross Frame Table with reversible top and powdercoat frame. Specify Laminate and Frame color.	\$	2,650.00	
TDF11A2???	24" x 24" x 36" H Square Diamond Cross Frame Table with reversible top and powdercoat frame. Specify Laminate and Frame color.	\$	1,882.00	
TDF11B2???	30" x 30" x 36" H Square Diamond Cross Frame Table with reversible top and powdercoat frame. Specify Laminate and Frame color.	\$	2,035.00	
TDF11C2???	36" x 36" x 36" H Square Diamond Cross Frame Table with reversible top and powdercoat frame. Specify Laminate and Frame color.	\$	2,182.00	
TDF11D2???	24" x 24" x 36" H Round Diamond Cross Frame Table with reversible top and powdercoat frame. Specify Laminate and Frame color.	\$	2,156.00	
TDF11E2???	30" x 30" x 36" H Round Diamond Cross Frame Table with reversible top and powdercoat frame. Specify Laminate and Frame color.	\$	2,378.00	
TDF11F2???	36" x 36" x 36" H Round Diamond Cross Frame Table with reversible top and powdercoat frame. Specify Laminate and Frame color.	\$	2,548.00	
TDF11G2???	30" x 60" x 36" H Rectangle Diamond Cross Frame Table with reversible top and powdercoat frame. Specify Laminate and Frame color.	\$	2,378.00	
TDF11H2???	30" x 72" x 36" H Rectangle Diamond Cross Frame Table with reversible top and powdercoat frame. Specify Laminate and Frame color.	\$	2,520.00	
TDF11K2???	36" x 60" x 36" H Rectangle Diamond Cross Frame Table with reversible top and powdercoat frame. Specify Laminate and Frame color.	\$	3,153.00	
TDF11J2???	36" x 72" x 36" H Rectangle Diamond Cross Frame Table with reversible top and powdercoat frame. Specify Laminate and Frame color.	\$	2,670.00	
TDF11A3???	24" x 24" x 42" H Square Diamond Cross Frame Table with reversible top and powdercoat frame. Specify Laminate and Frame color.	\$	1,909.00	
TDF11B3???	30" x 30" x 42" H Square Diamond Cross Frame Table with reversible top and powdercoat frame. Specify Laminate and Frame color.	\$	2,060.00	
TDF11C3???	36" x 36" x 42" H Square Diamond Cross Frame Table with reversible top and powdercoat frame. Specify Laminate and Frame color.	\$	2,208.00	
TDF11D3???	24" x 24" x 42" H Round Diamond Cross Frame Table with reversible top and powdercoat frame. Specify Laminate and Frame color.	\$	2,183.00	
TDF11E3???	30" x 30" x 42" H Round Diamond Cross Frame Table with reversible top and powdercoat frame. Specify Laminate and Frame color.	\$	2,406.00	
TDF11F3???	36" x 36" x 42" H Round Diamond Cross Frame Table with reversible top and powdercoat frame. Specify Laminate and Frame color.	\$	2,576.00	
TDF11G3???	30" x 60" x 42" H Rectangle Diamond Cross Frame Table with reversible top and powdercoat frame. Specify Laminate and Frame color.	\$	2,400.00	
TDF11H3???	30" x 72" x 42" H Rectangle Diamond Cross Frame Table with reversible top and powdercoat frame. Specify Laminate and Frame color.	\$	2,543.00	
TDF11K3???	36" x 60" x 42" H Rectangle Diamond Cross Frame Table with reversible top and powdercoat frame. Specify Laminate and Frame color.	\$	3,199.00	
TDF11J3???	36" x 72" x 42" H Rectangle Diamond Cross Frame Table with reversible top and powdercoat frame. Specify Laminate and Frame color.	\$	2,695.00	
TDF11A4???	24" x 24" x 48" H Square Diamond Cross Frame Table with reversible top and powdercoat frame. Specify Laminate and Frame color.	\$	1,948.00	
TDF11B4???	30" x 30" x 48" H Square Diamond Cross Frame Table with reversible top and powdercoat frame. Specify Laminate and Frame color.	\$	2,096.00	
TDF11C4???	36" x 36" x 48" H Square Diamond Cross Frame Table with reversible top and powdercoat frame. Specify Laminate and Frame color.	\$	2,245.00	
TDF11D4???	24" x 24" x 48" H Round Diamond Cross Frame Table with reversible top and powdercoat frame. Specify Laminate and Frame color.	\$	2,220.00	
TDF11E4???	30" x 30" x 48" H Round Diamond Cross Frame Table with reversible top and powdercoat frame. Specify Laminate and Frame color.	\$	2,440.00	
TDF11F4???	36" x 36" x 48" H Round Diamond Cross Frame Table with reversible top and powdercoat frame. Specify Laminate and Frame color.	\$	2,612.00	
TDF11G4???	30" x 60" x 48" H Rectangle Diamond Cross Frame Table with reversible top and powdercoat frame. Specify Laminate and Frame color.	\$	2,435.00	
TDF11H4???	30" x 72" x 48" H Rectangle Diamond Cross Frame Table with reversible top and powdercoat frame. Specify Laminate and Frame color.	\$	2,576.00	
TDF11K4???	36" x 60" x 48" H Rectangle Diamond Cross Frame Table with reversible top and powdercoat frame. Specify Laminate and Frame color.	\$	3,208.00	
TDF11J4???	36" x 72" x 48" H Rectangle Diamond Cross Frame Table with reversible top and powdercoat frame. Specify Laminate and Frame color.	\$	2,725.00	

Stainless Steel Frame			
Model Number	Description	List price	Weight
TDF11A1SS???	24" x 24" x 30" H Square Diamond Cross Frame Table with reversible top and Stainless Steel frame. Specify table Laminate colors when ordering.	Quote - TBD	

TDF11E4SS???	30" x 30" x 48" H Round Diamond Cross Frame Table with reversible top and Stainless Steel frame. Specify table Laminate colors when ordering.	Quote - TBD	
TDF11F4SS???	36" x 36" x 48" H Round Diamond Cross Frame Table with reversible top and Stainless Steel frame. Specify table Laminate colors when ordering.	Quote - TBD	
TDF11G4SS???	30" x 60" x 48" H Rectangle Diamond Cross Frame Table with reversible top and Stainless Steel frame. Specify table Laminate colors when ordering.	Quote - TBD	
TDF11H4SS???	30" x 72" x 48" H Rectangle Diamond Cross Frame Table with reversible top and Stainless Steel frame. Specify table Laminate colors when ordering.	Quote - TBD	
TDF11K4SS???	36" x 60" x 48" H Rectangle Diamond Cross Frame Table with reversible top and Stainless Steel frame. Specify table laminate colors when ordering.	Quote - TBD	
TDF11J4SS???	36" x 72" x 48" H Rectangle Diamond Cross Frame Table with reversible top and Stainless Steel frame. Specify table Laminate colors when ordering.	Quote - TBD	

Diamond Cross Table Caddy			
Model Number	Description	List price	Weight
DAC12A	Caddy, Diamond Cross Frame Table, 72 inch	\$ 2,875.00	
DAC12B	Caddy, Diamond Cross Frame Table, 54 inch	\$ 2,484.00	

Display Tower			
Model Number	Description	List price	Weight
RDTA11????????	Avalon Full Tower, Laminate shelf, Powdercoat Finish, 3 or 4in Caster	\$ 4,520.00	
RDTA11????????	Avalon Full Tower, Wood Veneer shelf, Powdercoat Finish, 3 or 4in Caster	\$ 5,814.00	
RDTA11SS??????	Avalon Full Tower Laminate shelf, Stainless Steel Finish, 3 or 4in Caster	Quote - TBD	
RDTA11SS??????	Avalon Full Tower, Wood Veneer shelf, Stainless Steel Finish, 3 or 4in Caster	Quote - TBD	
RDTA21????????	Avalon Full Tower with Cabinet, Laminate shelf, Powdercoat Finish, 3 or 4in Caster	\$ 6,139.00	
RDTA21????????	Avalon Full Tower with Cabinet, Wood Veneer shelf, Powdercoat Finish, 3 or 4in Caster	\$ 10,095.00	
RDTA21SS??????	Avalon Full Tower with Cabinet, Laminate shelf, Stainless Steel Finish, 3 or 4in Caster	Quote - TBD	
RDTA21SS??????	Avalon Full Tower with Cabinet, Wood Veneer shelf, Stainless Steel Finish, 3 or 4in Caster	Quote - TBD	
RDTA31????????	Avalon Sq Tower 72", Laminate shelf, Powdercoat Finish, 3 or 4in Caster	\$ 3,949.00	
RDTA31????????	Avalon Sq Tower 72", Wood Veneer shelf, Powdercoat Finish, 3 or 4in Caster	\$ 4,970.00	
RDTA31SS??????	Avalon Sq Tower 72", Laminate shelf, Stainless Steel Finish, 3 or 4in Caster	Quote - TBD	
RDTA31SS??????	Avalon Sq Tower 72", Wood Veneer shelf, Stainless Steel Finish, 3 or 4in Caster	Quote - TBD	
RDTA41????????	Avalon Sq Tower 48", Laminate shelf, Powdercoat Finish, 3 or 4in Caster	\$ 2,742.00	
RDTA41????????	Avalon Sq Tower 48", Wood Veneer shelf, Powdercoat Finish, 3 or 4in Caster	\$ 3,355.00	
RDTA41SS??????	Avalon Sq Tower 48", Laminate shelf, Stainless Steel Finish, 3 or 4in Caster	Quote - TBD	
RDTA41SS??????	Avalon Sq Tower 48, Wood Veneer shelf, Stainless Steel Finish, 3 or 4in Caster	Quote - TBD	
RDTA51????????	Avalon Sq Tower 36", Laminate shelf, Powdercoat Finish, 3 or 4in Caster	\$ 2,784.00	
RDTA51????????	Avalon Sq Tower 36", Wood Veneer Shelf, Powdercoat Finish, 3 or 4in Caster	\$ 3,396.00	
RDTA51SS??????	Avalon Sq Tower 36", Laminate Shelf, Stainless Steel Finish, 3 or 4in Caster	Quote - TBD	
RDTA51SS??????	Avalon Sq Tower 36", Wood Veneer Shelf, Stainless Steel Finish, 3 or 4in Caster	Quote - TBD	
RDTR11????????	Riviera Tower 72", Laminate Shelf, Powdercoat Finish, 3 or 4in Caster	\$ 5,352.00	
RDTR11????????	Riviera Tower 72", Wood Veneer Shelf, Powdercoat Finish, 3 or 4in Caster	\$ 6,827.00	
RDTR11SS??????	Riviera Tower 72", Laminate Shelf, Stainless Steel Finish, 3 or 4in Caster	Quote - TBD	
RDTR11SS??????	Riviera Tower 72", Wood Veneer Shelf, Stainless Steel Finish, 3 or 4in Caster	Quote - TBD	
RDTR21????????	Riviera Tower 36", Laminate Shelf, Powdercoat Finish, 3 or 4in Caster	\$ 3,829.00	
RDTR21????????	Riviera Tower 36", Wood Veneer Shelf, Powdercoat Finish, 3 or 4in Caster	\$ 4,715.00	
RDTR21SS??????	Riviera Tower 36", Laminate Shelf, Stainless Steel Finish, 3 or 4in Caster	Quote - TBD	
RDTR21SS??????	Riviera Tower 36", Wood Veneer Shelf, Stainless Steel Finish, 3 or 4in Caster	Quote - TBD	

Mobile Bar			
Model Number	Description	List price	Weight
RMB11AAA-??02-B??	Vista Mobile Bar 6ft, Rectangle, Laminate w/ Black Armor Edge Serving Counter, Laminate Fascia	\$ 10,867.00	

RMB11AAA-??02-B??A	Vista Mobile Bar 6ft, Rectangle, Laminate w/ Black Armor Edge Serving Counter, Laminate Fascia W/ Alumasteel Side Splash	\$	12,204.00
RMB11AAA-??02-C???	Vista Mobile Bar 6ft, Rectangle, Laminate w/ Black Armor Edge Serving Counter, Wood Veneer Fascia	\$	11,656.00
RMB11AAA-??02-C??A	Vista Mobile Bar 6ft, Rectangle, Laminate w/ Black Armor Edge Serving Counter, Wood Veneer Fascia, Alumasteel Side Splash	\$	12,643.00
RMB11AAA-11?00-B??	Vista Mobile Bar 6ft, Rectangle, Solid Surface Serving Counter, Laminate Fascia	\$	12,515.00
RMB11AAA-11?00-B??A	Vista Mobile Bar 6ft, Rectangle, Solid Surface Serving Counter, Laminate Fascia, Alumasteel Side Splash	\$	13,853.00
RMB11AAA-11?00-C???	Vista Mobile Bar 6ft, Rectangle, Solid Surface Serving Counter, Wood Veneer Fascia	\$	13,306.00
RMB11AAA-11?00-C??A	Vista Mobile Bar 6ft, Rectangle, Solid Surface Serving Counter, Wood Veneer Fascia, Alumasteel Side Splash	\$	14,290.00
RMB11AAB-11?00-B??	Vista Mobile Bar 6ft, Rectangle, Ice Bin, Solid Surface Serving Counter, Laminate Fascia	\$	13,774.00
RMB11AAB-11?00-B??A	Vista Mobile Bar 6ft, Rectangle, Ice Bin, Solid Surface Serving Counter, Laminate Fascia, Alumasteel Side Splash	\$	14,989.00
RMB11AAB-11?00-C???	Vista Mobile Bar 6ft, Rectangle, Ice Bin, Solid Surface Serving Counter, Wood Veneer Fascia	\$	14,565.00
RMB11AAB-11?00-C??A	Vista Mobile Bar 6ft, Rectangle, Ice Bin, Solid Surface Serving Counter, Wood Veneer Fascia, Alumasteel Side Splash	\$	15,459.00
RMB11AAC-11?00-B??	Vista Mobile Bar 6ft, Rectangle, Trash Chute, Solid Surface Serving Counter, Laminate Fascia	\$	12,783.00
RMB11AAC-11?00-B??A	Vista Mobile Bar 6ft, Rectangle, Trash Chute, Solid Surface Serving Counter, Laminate Fascia, Alumasteel Side Splash	\$	14,000.00
RMB11AAC-11?00-C???	Vista Mobile Bar 6ft, Rectangle, Trash Chute, Solid Surface Serving Counter, Wood Veneer Fascia	\$	13,574.00
RMB11AAC-11?00-C??A	Vista Mobile Bar 6ft, Rectangle, Trash Chute, Solid Surface Serving Counter, Wood Veneer Fascia, Alumasteel Side Splash	\$	14,470.00
RMB11AAD-??02-B??	Vista Mobile Bar 6ft, Rectangle, Ice Bin and Trash Chute, Laminate w/ Black Armor Edge Serving Counter, Laminate Fascia	\$	12,395.00
RMB11AAD-??02-B??A	Vista Mobile Bar 6ft, Rectangle, Ice Bin and Trash Chute, Laminate w/ Black Armor Edge Serving Counter, Laminate Fascia, Alumasteel Side Splash	\$	13,733.00
RMB11AAD-??02-C???	Vista Mobile Bar 6ft, Rectangle, Ice Bin and Trash Chute, Laminate w/ Black Armor Edge Serving Counter, Wood Veneer Fascia	\$	13,184.00
RMB11AAD-??02-C??A	Vista Mobile Bar 6ft, Rectangle, Ice Bin and Trash Chute, Laminate w/ Black Armor Edge Serving Counter, Wood Veneer Fascia, Alumasteel Side Splash	\$	14,169.00
RMB11AAD-11?00-B??	Vista Mobile Bar 6ft, Rectangle, Ice Bin and Trash Chute, Solid Surface Serving Counter, Laminate Fascia	\$	14,044.00
RMB11AAD-11?00-B??A	Vista Mobile Bar 6ft, Rectangle, Ice Bin and Trash Chute, Solid Surface Serving Counter, Laminate Fascia, Alumasteel Side Splash	\$	15,382.00
RMB11AAD-11?00-C???	Vista Mobile Bar 6ft, Rectangle, Ice Bin and Trash Chute, Solid Surface Serving Counter, Wood Veneer Fascia	\$	14,833.00
RMB11AAD-11?00-C??A	Vista Mobile Bar 6ft, Rectangle, Ice Bin and Trash Chute, Solid Surface Serving Counter, Wood Veneer Fascia, Alumasteel Side Splash	\$	15,817.00
RMB11BAA-??02-B??	Vista Mobile Bar 4ft, Rectangle, Laminate w/ Black Armor Edge Serving Counter, Laminate Fascia	\$	9,022.00
RMB11BAA-??02-B??A	Vista Mobile Bar 4ft, Rectangle, Laminate w/ Black Armor Edge Serving Counter, Laminate Fascia, Alumasteel Side Splash	\$	10,359.00
RMB11BAA-??02-C???	Vista Mobile Bar 4ft, Rectangle, Laminate w/ Black Armor Edge Serving Counter, Wood Veneer Fascia	\$	10,379.00
RMB11BAA-??02-C??A	Vista Mobile Bar 4ft, Rectangle, Laminate w/ Black Armor Edge Serving Counter, Wood Veneer Fascia, Alumasteel Side Splash	\$	11,366.00
RMB11BAA-11?00-B??	Vista Mobile Bar 4ft, Rectangle, Solid Surface Serving Counter, Laminate Fascia	\$	10,422.00
RMB11BAA-11?00-B??A	Vista Mobile Bar 4ft, Rectangle, Solid Surface Serving Counter, Laminate Fascia, Alumasteel Side Splash	\$	11,759.00
RMB11BAA-11?00-C???	Vista Mobile Bar 4ft, Rectangle, Solid Surface Serving Counter, Wood Veneer Fascia	\$	11,778.00
RMB11BAA-11?00-C??A	Vista Mobile Bar 4ft, Rectangle, Solid Surface Serving Counter, Wood Veneer Fascia, Alumasteel Side Splash	\$	12,764.00
RMB11BAB-??02-B??	Vista Mobile Bar 4ft, Rectangle, Ice Bin, Laminate w/ Black Armor Edge Serving Counter, Laminate Fascia	\$	10,282.00
RMB11BAB-??02-B??A	Vista Mobile Bar 4ft, Rectangle, Ice Bin, Laminate w/ Black Armor Edge Serving Counter, Laminate Fascia, Alumasteel Side Splash	\$	11,497.00
RMB11BAB-??02-C???	Vista Mobile Bar 4ft, Rectangle, Ice Bin, Laminate w/ Black Armor Edge Serving Counter, Wood Veneer Fascia	\$	11,639.00
RMB11BAB-??02-C??A	Vista Mobile Bar 4ft, Rectangle, Ice Bin, Laminate w/ Black Armor Edge Serving Counter, Wood Veneer Fascia, Alumasteel Side Splash	\$	12,535.00

RMB11BAB-11?00-B??	Vista Mobile Bar 4ft, Rectangle, Ice Bin, Solid Surface Serving Counter, Laminate Fascia	\$	11,682.00	
RMB11BAB-11?00-B??A	Vista Mobile Bar 4ft, Rectangle, Ice Bin, Solid Surface Serving Counter, Laminate Fascia, Alumasteel Side Splash	\$	12,897.00	
RMB11BAC-??02-C???	Vista Mobile Bar 4ft, Rectangle, Trash Chute, Laminate w/ Black Armor Edge Serving Counter, Wood Veneer Fascia	\$	10,648.00	
RMB11BAC-??02-C??A	Vista Mobile Bar 4ft, Rectangle, Trash Chute, Laminate w/ Black Armor Edge Serving Counter, Wood Veneer Fascia, Alumasteel Side Splash	\$	11,543.00	
RMB11BAC-11?00-B??	Vista Mobile Bar 4ft, Rectangle, Trash Chute, Solid Surface Serving Counter, Laminate Fascia	\$	10,690.00	
RMB11BAC-11?00-B??A	Vista Mobile Bar 4ft, Rectangle, Trash Chute, Solid Surface Serving Counter, Laminate Fascia, Alumasteel Side Splash	\$	11,906.00	
RMB11BAD-??02-B??	Vista Mobile Bar 4ft, Rectangle, Ice Bin and Trash Chute, Laminate w/ Black Armor Edge Serving Counter, Laminate Fascia	\$	10,549.00	
RMB11BAD-??02-B??A	Vista Mobile Bar 4ft, Rectangle, Ice Bin and Trash Chute, Laminate w/ Black Armor Edge Serving Counter, Laminate Fascia, Alumasteel Side Splash	\$	11,887.00	
RMB11BAD-??02-C???	Vista Mobile Bar 4ft, Rectangle, Ice Bin and Trash Chute, Laminate w/ Black armor Serving Counter, Wood Veneer Fascia	\$	11,908.00	
RMB11BAD-??02-C??A	Vista Mobile Bar 4ft, Rectangle, Ice Bin and Trash Chute, Laminate w/ Black armor Serving Counter, Wood Veneer Fascia, Alumasteel Side Splash	\$	12,894.00	
RMB11BAD-11?00-B??	Vista Mobile Bar 4ft, Rectangle, Ice Bin and Trash Chute, Solid Surface Serving Counter, Laminate Fascia	\$	11,949.00	
RMB11BAD-11?00-B??A	Vista Mobile Bar 4ft, Rectangle, Ice Bin and Trash Chute, Solid Surface Serving Counter, Laminate Fascia, Alumasteel Side Splash	\$	13,287.00	
RMB11BAD-11?00-C???	Vista Mobile Bar 4ft, Rectangle, Ice Bin and Trash Chute, Solid Surface Serving Counter, Wood Veneer Fascia	\$	13,306.00	
RMB11BAD-11?00-C??A	Vista Mobile Bar 4ft, Rectangle, Ice Bin and Trash Chute, Solid Surface Serving Counter, Wood Veneer Fascia, Alumasteel Side Splash	\$	14,293.00	
287672	Cover for 6ft Mobile Bar	\$	347.00	
287674	Cover for 4ft Mobile Bar	\$	305.00	
287678	Speed Rail for Mobile Bar	\$	330.00	
287686	Installation Screws for corner bumpers	\$	6.00	
287485B	Glassware Rack (includes 4 installation screws)	\$	469.00	
287685-KIT	Corner bumpers (includes 2 bumpers and 8 installation screws)	\$	188.00	

Nesting Tables

Nesting Tables - Wood Veneer, Laminate or Quartz Tops with Metal Legs

Wood Veneer Tops with Metal Legs

Model Number	Description	List price	Weight
NTS-2S?-??	Nesting Table - Metal Leg with Wood Top (48"L x 24.1"W x 27.6"H) (Small)	\$ 8,386.00	94.5 lb. (43 kg)
NTM-2S?-??	Nesting Table - Metal Leg with Wood Top (59"L x 27.25"W x 31.6"H) (Medium)	\$ 9,078.00	121 lb. (55 kg)
NTL-2S?-??	Nesting Table - Metal Leg with Wood Top (70"L x 30.37"W x 35.6"H) (Large)	\$ 9,702.00	145 lb. (66 kg)
NTC1-2S?-??	Set of 3 Nesting Tables Metal Leg with Wood Top (1 small, 1 medium, 1 large)	\$ 27,163.00	360.5 lb. (164 kg)
NTC2-2S?-??	Set of 2 Nesting Tables Metal Leg with Wood Top (1 Medium, 1 Large)	\$ 18,777.00	266 lb. (121 kg)
NTC3-2S?-??	Set of 2 Nesting Tables Metal Leg with Wood Top (1 Small, 1 Medium)	\$ 17,463.00	215.5 lb. (98 kg)
NTC4-2S?-??	Set of 2 Nesting Tables Metal Leg with Wood Top (1 Small, 1 Large)	\$ 18,085.00	239.5 lb. (109 kg)

Wood Veneer Tops with Metal Legs and Glass Overlay

Model Number	Description	List price	Weight
NTS-2S?-??G	Nesting Table - Metal Leg with Wood Top w/ Glass Overlay (48"L x 24.1"W x 28.1"H) (Small)	\$ 9,075.00	144 lb. (65 kg)
NTM-2S?-??G	Nesting Table - Metal Leg with Wood Top w/ Glass Overlay (59"L x 27.25"W x 32.1"H) (Medium)	\$ 10,004.00	195 lb. (89 kg)
NTL-2S?-??G	Nesting Table - Metal Leg with Wood Top w/ Glass Overlay (70"L x 30.37"W x 36.1"H) (Large)	\$ 10,874.00	242 lb. (110 kg)
NTC1-2S?-??G	Set of 3 Nesting Tables w/ Wood Veneer Top, Glass Overlay and Metal Leg (1 small, 1 medium, 1 large)	\$ 29,948.00	581 lb. (264 kg)
NTC2-2S?-??G	Set of 2 Nesting Tables w/ Wood Veneer Top, Glass Overlay and Metal Leg (1 Medium, 1 Large)	\$ 20,876.00	437 lb. (199 kg)
NTC3-2S?-??G	Set of 2 Nesting Tables w/ Wood Veneer Top, Glass Overlay and Metal Leg (1 Small, 1 Medium)	\$ 19,076.00	339 lb. (154 kg)
NTC4-2S?-??G	Set of 2 Nesting Tables w/ Wood Veneer Top, Glass Overlay and Metal Leg (1 Small, 1 Large)	\$ 19,946.00	386 lb. (175 kg)

Laminate Tops with Metal Legs

Model Number	Description	List price	Weight
--------------	-------------	------------	--------

NTS-2S?-L??	Nesting Table - Metal Leg with Laminate Top (48"L x 24.1"W x 27.6"H) (Small)	\$ 7,456.00	97 lb. (44 kg)
NTM-2S?-L??	Nesting Table - Metal Leg with Laminate Top (59"L x 27.25"W x 31.6"H) (Medium)	\$ 7,837.00	126 lb. (57 kg)
NTL-2S?-L??	Nesting Table - Metal Leg with Laminate Top (70"L x 30.37"W x 35.6"H) (Large)	\$ 8,462.00	148 lb. (67 kg)
NTC1-2S?-L??	Set of 3 Nesting Tables w/ Laminate Top, Metal Leg (1 small, 1 medium, 1 large)	\$ 23,752.00	371 lb. (168 kg)
NTC2-2S?-L??	Set of 2 Nesting Tables w/ Laminate Top, Metal Leg (1 medium, 1 large)	\$ 16,298.00	274 lb. (124 kg)
NTC3-2S?-L??	Set of 2 Nesting Tables w/ Laminate Top, Metal Leg (1 small, 1 medium)	\$ 15,293.00	223 lb. (101 kg)
NTC4-2S?-L??	Set of 2 Nesting Tables w/ Laminate Top, Metal Leg (1) Small and (1) Large	\$ 15,916.00	245 lb. (111 kg)

Laminate Tops with Armor Edge

Model Number	Description	List price	Weight
NTS-2S?-L????	Nesting Table - Metal Leg w/ Laminate and Armor Edge Top (48"L x 24.1"W x 27.6"H) (Small)	\$ 7,132.00	97 lb. (44 kg)
NTM-2S?-L????	Nesting Table - Metal Leg w/ Laminate and Armor Edge Top (59"L x 27.25"W x 31.6"H) (Medium)	\$ 7,440.00	126 lb. (57 kg)
NTL-2S?-L????	Nesting Table - Metal Leg w/ Laminate and Armor Edge Top (70"L x 30.37"W x 35.6"H) (Large)	\$ 8,009.00	148 lb. (67 kg)
NTC1-2S?-L????	Set of 3 Nesting Tables w/ Laminate Top, Armor Edge, Metal Leg (1 small, 1 medium, 1 large)	\$ 22,578.00	371 lb. (168 kg)
NTC2-2S?-L????	Set of 2 Nesting Tables w/ Laminate Top, Armor Edge, Metal Leg (1) Medium Table and (1) Large Table	\$ 15,448.00	274 lb. (124 kg)
NTC3-2S?-L????	Set of 2 Nesting Tables w/ Laminate Top, Armor Edge, Metal Leg (1) Small Table and (1) Medium Table	\$ 14,572.00	223 lb. (101 kg)
NTC4-2S?-L????	Set of 2 Nesting Tables w/ Laminate Top, Armor Edge, Metal Leg (1) Small Table and (1) Large Table	\$ 15,139.00	245 lb. (111 kg)

Granite Tops

Model Number	Description	List price	Weight
NTS-2S?-G??	Nesting Table - Metal Leg with Granite Top (48"L x 24.1"W x 27.6"H) (Small)	\$ 10,107.00	127 lb. (58 kg)
NTM-2S?-G??	Nesting Table - Metal Leg with Granite Top (59"L x 27.25"W x 31.6"H) (Medium)	\$ 11,898.00	167 lb. (76 kg)
NTL-2S?-G??	Nesting Table - Metal Leg with Granite Top (70"L x 30.37"W x 35.6"H) (Large)	\$ 14,124.00	230 lb. (105 kg)
NTC1-2S?-G??	Set of 3 Nesting Tables w/ Granite Top, Metal Leg (1 small, 1 medium, 1 large)	\$ 36,126.00	524 lb. (237 kg)
NTC2-2S?-G??	Set of 2 Nesting Tables w/ Granite Top, Metal Leg (1) Medium, (1) Large	\$ 26,020.00	397 lb. (181 kg)
NTC3-2S?-G??	Set of 2 Nesting Tables w/ Granite Top, Metal Leg (1) Small, (1) Medium	\$ 22,005.00	294 lb. (134 kg)
NTC4-2S?-G??	Set of 2 Nesting Tables w/ Granite Top, Metal Leg (1) Small, (1) Large	\$ 24,229.00	357 lb. (163 kg)

Granite Tops with Armor Edge

Model Number	Description	List price	Weight
NTS-2S?-J????	Nesting Table - Metal Leg w/ Granite and Armor Edge Top (48"L x 24.1"W x 27.6"H) (Small)	\$ 8,737.00	124 lb. (56 kg)
NTM-2S?-J????	Nesting Table - Metal Leg w/ Granite and Armor Edge Top (59"L x 27.25"W x 31.6"H) (Medium)	\$ 9,982.00	161 lb. (73 kg)
NTL-2S?-J????	Nesting Table - Metal Leg w/ Granite and Armor Edge Top (70"L x 30.37"W x 35.6"H) (Large)	\$ 11,785.00	196 lb. (89 kg)
NTC1-2S?-J????	Set of 3 Nesting Tables w/ Granite Top, Armor Edge, Metal Leg (1 small, 1 medium, 1 large)	\$ 30,499.00	481 lb. (218 kg)
NTC2-2S?-J????	Set of 2 Nesting Tables w/ Granite Top, Armor Edge, Metal Leg (1) Medium Table and (1) Large Table	\$ 21,764.00	357 lb. (162 kg)
NTC3-2S?-J????	Set of 2 Nesting Tables w/ Granite Top, Armor Edge, Metal Leg (1) Small Table and (1) Medium Table	\$ 18,717.00	285 lb. (129 kg)
NTC4-2S?-J????	Set of 2 Nesting Tables w/ Granite Top, Armor Edge, Metal Leg (1) Small Table and (1) Large Table	\$ 20,519.00	320 lb. (145 kg)

Quartz Tops- Pricing reflects Wilsonart Group 1 Quartz Patterns only.

Model Number	Description	List price	Weight
NTS-2S?-Q??	Nesting Table - Metal Leg with Quartz Top (48"L x 24.1"W x 27.9"H) (Small)	\$ 9,568.00	176 lb. (80 kg)
NTM-2S?-Q??	Nesting Table - Metal Leg with Quartz Top (59"L x 27.25"W x 31.9"H) (Medium)	\$ 12,340.00	237 lb. (108 kg)
NTL-2S?-Q??	Nesting Table - Metal Leg with Quartz Top (70"L x 30.37"W x 35.9"H) (Large)	\$ 16,442.00	297 lb. (135 kg)
NTC1-2S?-Q??	Set of 3 Nesting Table - Metal Leg with Quartz top (Small, Medium, & Large using the same Group 1 Quartz pattern)	\$ 38,350.00	710 lb. (323 kg)
NTC2S???-Q??	Set of 2 Nesting Table - Metal Leg with Quartz top 1 Large Table and 1 Medium Table using the same Group 1 Quartz pattern	\$ 28,982.00	534 lb. (243 kg)
NTC3-2S?-Q??	Set of 2 Nesting Table - Metal Leg with Quartz top 1 Medium Table and 1 Small Table using the same Group 1 Quartz pattern	\$ 21,908.00	413 lb. (188 kg)

NTC4-2S?-Q??	Set of 2 Nesting Table - Metal Leg with Quartz top 1 Large Table and 1 Small Table using the same Group 1 Quartz pattern	\$	26,010.00	473 lb. (215 kg)
--------------	--	----	------------------	------------------

Live Edge Tables - New Series

Model Number	Description	List price	Weight
24" Wide Live Edge Tables (Glued Tops with Live Edge on 2 Long sides)			
TLE2G??2448	Live Edge Table with Canted Leg w/ Glide - 24"W x 48"L (29"/32"/36"H). Specify Frame Finish, Wood Species, Stain Color and Height.	\$	8,175.00
TLE2T??2448	Live Edge Table with Vertical Leg w/ Glide - 24"W x 48"L (29"/32"/36"H). Specify Frame Finish, Wood Species, Stain Color and Height.	\$	8,175.00
TLE2C??2448	Live Edge Table with Canted Leg w/ Caster - 24"W x 48"L (29"/32"/36"H). Specify Frame Finish, Wood Species, Stain Color and Height.	\$	8,238.00
TLE2T??2448D	Live Edge Table with Vertical Leg w/ Glide & Date Port - 24"W x 48"L (29"/32"/36"H). Specify Frame Finish, Wood Species, Stain Color and Height.	\$	9,732.00
TLE2G??2460	Live Edge Table with Canted Leg w/ Glide (Powder Coated) - 24"W x 60"L (29"/32"/36"H). Specify Frame Finish, Wood Species, Stain Color and Height.	\$	8,822.00
TLE2T??2460	Live Edge Table with Vertical Leg w/ Glide (Powder Coated) - 24"W x 60"L (29"/32"/36"H). Specify Frame Finish, Wood Species, Stain Color and Height.	\$	8,822.00
TLE2C??2460	Live Edge Table with Canted Leg w/ Caster (Powder Coated) - 24"W x 60"L (29"/32"/36"H). Specify Frame Finish, Wood Species, Stain Color and Height.	\$	9,248.00
TLE2T??2460D	Live Edge Table with Vertical Leg w/ Glide & Date Port - 24"W x 60"L (29"/32"/36"H). Specify Frame Finish, Wood Species, Stain Color and Height.	\$	10,398.00
TLE2G??2472	Live Edge Table with Canted Leg w/ Glide (Powder Coated) - 24"W x 72"L (29"/32"/36"H). Specify Frame Finish, Wood Species, Stain Color and Height.	\$	9,474.00
TLE2T??2472	Live Edge Table with Vertical Leg w/ Glide (Powder Coated) - 24"W x 72"L (29"/32"/36"H). Specify Frame Finish, Wood Species, Stain Color and Height.	\$	9,474.00
TLE2C??2472	Live Edge Table with Canted Leg w/ Caster (Powder Coated) - 24"W x 72"L (29"/32"/36"H). Specify Frame Finish, Wood Species, Stain Color and Height.	\$	10,220.00
TLE2T??2472D	Live Edge Table with Vertical Leg w/ Glide & Date Port - 24"W x 72"L (29"/32"/36"H). Specify Frame Finish, Wood Species, Stain Color and Height.	\$	11,062.00
TLE2G??2496	Live Edge Table with Canted Leg w/ Glide (Powder Coated) - 24"W x 96"L (29"/32"/36"H). Specify Frame Finish, Wood Species, Stain Color and Height.	\$	10,488.00
TLE2T??2496	Live Edge Table with Vertical Leg w/ Glide (Powder Coated) - 24"W x 96"L (29"/32"/36"H). Specify Frame Finish, Wood Species, Stain Color and Height.	\$	10,488.00
TLE2C??2496	Live Edge Table with Canted Leg w/ Caster (Powder Coated) - 24"W x 96"L (29"/32"/36"H). Specify Frame Finish, Wood Species, Stain Color and Height.	\$	11,303.00
TLE2T??2496D	Live Edge Table with Vertical Leg w/ Glide & Date Port - 24"W x 96"L (29"/32"/36"H). Specify Frame Finish, Wood Species, Stain Color and Height.	\$	12,065.00
30" Wide -- Live Edge Tables (Glued Tops with Live Edge on 2 Long sides)			
TLE2G??3048	Live Edge Table with Canted Leg w/ Glide (Powder Coated) - 30"W x 48"L (29"/32"/36"H). Specify Frame Finish, Wood Species, Stain Color and Height.	\$	8,517.00
TLE2T??3048	Live Edge Table with Vertical Leg w/ Glide (Powder Coated) - 30"W x 48"L (29"/32"/36"H). Specify Frame Finish, Wood Species, Stain Color and Height.	\$	8,517.00
TLE2C??3048	Live Edge Table with Canted Leg w/ Caster (Powder Coated) - 30"W x 48"L (29"/32"/36"H). Specify Frame Finish, Wood Species, Stain Color and Height.	\$	8,964.00
TLE2T??3048D	Live Edge Table with Vertical Leg w/ Glide & Date Port - 30"W x 48"L (29"/32"/36"H). Specify Frame Finish, Wood Species, Stain Color and Height.	\$	10,095.00
TLE2G??3060	Live Edge Table with Canted Leg w/ Glide (Powder Coated) - 30"W x 60"L (29"/32"/36"H). Specify Frame Finish, Wood Species, Stain Color and Height.	\$	9,306.00

TLE2T??3060	Live Edge Table with Vertical Leg w/ Glide (Powder Coated) - 30"W x 60"L (29"/32"/36"H). Specify Frame Finish, Wood Species, Stain Color and Height.	\$	9,306.00
TLE2C??3060	Live Edge Table with Canted Leg w/ Caster (Powder Coated) - 30"W x 60"L (29"/32"/36"H). Specify Frame Finish, Wood Species, Stain Color and Height.	\$	9,753.00
TLE2T??3060D	Live Edge Table with Vertical Leg w/ Glide & Date Port - 30"W x 60"L (29"/32"/36"H). Specify Frame Finish, Wood Species, Stain Color and Height.	\$	10,883.00
TLE2G??3072	Live Edge Table with Canted Leg w/ Glide (Powder Coated) - 30"W x 72"L (29"/32"/36"H). Specify Frame Finish, Wood Species, Stain Color and Height.	\$	10,084.00
TLE2T??3072	Live Edge Table with Vertical Leg w/ Glide (Powder Coated) - 30"W x 72"L (29"/32"/36"H). Specify Frame Finish, Wood Species, Stain Color and Height.	\$	10,084.00
TLE2C??3072	Live Edge Table with Canted Leg w/ Caster (Powder Coated) - 30"W x 72"L (29"/32"/36"H). Specify Frame Finish, Wood Species, Stain Color and Height.	\$	10,898.00
TLE2T??3072D	Live Edge Table with Vertical Leg w/ Glide & Date Port - 30"W x 72"L (29"/32"/36"H). Specify Frame Finish, Wood Species, Stain Color and Height.	\$	11,660.00
TLE2G??3096	Live Edge Table with Canted Leg w/ Glide (Powder Coated) - 30"W x 96"L (29"/32"/36"H). Specify Frame Finish, Wood Species, Stain Color and Height.	\$	11,362.00
TLE2T??3096	Live Edge Table with Vertical Leg w/ Glide (Powder Coated) - 30"W x 96"L (29"/32"/36"H). Specify Frame Finish, Wood Species, Stain Color and Height.	\$	11,362.00
TLE2C??3096	Live Edge Table with Canted Leg w/ Caster (Powder Coated) - 30"W x 96"L (29"/32"/36"H). Specify Frame Finish, Wood Species, Stain Color and Height.	\$	12,175.00
TLE2T??3096D	Live Edge Table with Vertical Leg w/ Glide & Date Port - 30"W x 96"L (29"/32"/36"H). Specify Frame Finish, Wood Species, Stain Color and Height.	\$	12,938.00

STAGES & RISERS and ACCESSORIES

Venue Maker Pro™ Portable Stage

Origin - All items except decks Minneapolis, MN - Decks Belleville, WI

VMP Decks

Model Number	Description	List Price	Weight
SVP441??401	4' x 8' Structural Deck w/ Tuffdeck/Carpet. Specify carpet color.	\$ 1,882.00	
SVP44401401	4' x 8' Structural Deck w/ Tuffdeck/Tuffeck	\$ 1,824.00	
SVP44301301	4' x 8' Structural Deck w/Fiber Glass/Fiber Glass	\$ 2,046.00	
SVP441??301	4' x 8' Structural Deck w/Fiber Glass/Carpet. Specify Carpet color.	\$ 2,045.00	

VMP Frames

Model Number	Description	List Price	Weight
Top Leveling Frames			
SPS113AB1	8' x 12' -- Height Range 48" - 78" - System (With top leveling)	\$ 15,796.00	
SPS113BB1	8' x 12' -- Height Range 40" - 60" - System (With top leveling)	\$ 15,546.00	
SPS113CB1	8' x 12' -- Height Range 32" - 48" - System (With top leveling)	\$ 15,108.00	
SPS112AB1	8' x 8' -- Height Range 48" - 78" - System (With top leveling)	\$ 12,745.00	
SPS112BB1	8' x 8' -- Height Range 40" - 60" - System (With top leveling)	\$ 12,612.00	
SPS112CB1	8' x 8' -- Height Range 32" - 48" - System (With top leveling)	\$ 12,304.00	
SPS111AB1	4' x 8' -- Height Range 48" - 78" - System (With top leveling)	\$ 10,012.00	
SPS111BB1	4' x 8' -- Height Range 40" - 60" - System (With top leveling)	\$ 9,827.00	
SPS111CB1	4' x 8' -- Height Range 32" - 48" - System (With top leveling)	\$ 9,638.00	
Top Leveling NOT Included			
SPS113AB2	8' x 12' -- Height Range 48" - 78" - System (Top Leveling NOT Included)	\$ 15,144.00	
SPS113BB2	8' x 12' -- Height Range 40" - 60" - System (Top Leveling NOT Included)	\$ 14,967.00	
SPS113CB2	8' x 12' -- Height Range 32" - 48" - System (Top Leveling NOT Included)	\$ 14,554.00	
SPS112AB2	8' x 8' -- Height Range 48" - 78" - System (Top Leveling NOT Included)	\$ 12,258.00	
SPS112BB2	8' x 8' -- Height Range 40" - 60" - System (Top Leveling NOT Included)	\$ 12,086.00	

SPS112CB2	8' x 8' -- Height Range 32" - 48" - System (Top Leveling NOT Included)	\$	11,799.00
SPS111AB2	4' x 8' -- Height Range 48" - 78" - System (Top leveling not included)	\$	9,687.00
SPS111BB2	4' x 8' -- Height Range 40" - 60" - System (Top leveling not included)	\$	9,526.00
SPS111CB2	4' x 8' -- Height Range 32" - 48" - System (Top leveling not included)	\$	9,360.00
SPS111DB2	4' x 8' -- X-Frame Height Range 24/30/36" - System (Top leveling not included)	\$	4,360.00
SPS111EB2	4' x 8' -- X-Frame Height Range 24/32" - System (Top leveling not included)	\$	4,057.00
SPS111FB2	4' x 8' -- X-Frame Height Range 18/24" - System (Top leveling not included)	\$	3,683.00
Single Height - Top Leveling NOT Included			
SPS111GB2	4' x 8' -- X-Frame 32" - System (Top leveling NOT included)	\$	3,060.00
SPS111HB2	4' x 8' -- X-Frame 30" - System (Top leveling NOT included)	\$	3,060.00
SPS111JB2	4' x 8' -- X-Frame 24" - System (Top leveling NOT included)	\$	3,038.00
SPS111KB2	4' x 8' -- X-Frame 18" - System (Top leveling NOT included)	\$	2,894.00
SPS111LB2	4' x 8' -- X-Frame 16" - System (Top leveling NOT included)	\$	2,888.00
SPS111MB2	4' x 8' -- X-Frame 12" - System (Top leveling NOT included)	\$	2,876.00
SPS111NB2	4' x 8' -- X-Frame 12" - Non-Bridging System (Top leveling NOT included)	\$	1,875.00
SPS111PB2	4' x 8' -- X-Frame 8" - Non-Bridging System (Top Leveling NOT Included)	\$	1,569.00

Additional Accessories			
286100	Sway Brace	\$	270.00
286095	Unit to Unit Connector (VMP to VMP Frame Only)	\$	112.00
286116	T-Allen Wrench for Top Leveling VMP Stage	\$	474.00

VMP Stage Steps			
Model Number	Description	List Price	Weight
Modular Step Units			
SAS21X??S1	9-Rise Modular Step Unit, 6" Rise Step (18", 24", 36", 42", 54", & 60" stage heights) three treads, three treads, three treads - Triple 3+3+3 Rise. with wheels and guardrails. <i>For use with 40" - 60" high frame</i>	\$	12,627.00
SAS21X??US3	8 - Rise Modular Step, 8" Rise for 24", 32", 40", 48", 56", & 72" stages (three treads, two treads and three treads - Triple 3+2+3) with wheels and guardrails. <i>For use with 48" - 72" high frame</i>	\$	11,599.00
SAS21N??	5 Step, 6" Rise Step (for 18", 24", 30", & 36" stage heights) Double Unit 3+2 Rise w/ wheels and guardrails. <i>For use with 32"-48" high frame</i>	\$	4,642.00
SAS21M??	4 Step, 8" Rise Step (16", 24", 32", & 40" stage heights) Double Unit 2+2 Rise with wheels and guardrails. <i>For use with 32"-48" high frame</i>	\$	4,014.00
SAS21X??S3	4 Step, 6" Step Rise (12", 18", 24", & 30") Double Unit 2+2 Rise with wheels and guardrails. <i>For use with 32"-48" high frame</i>	\$	4,428.00
SAS21D??US1	3-Step, 8" Rise Step (for 24"-32" stage heights) with wheels and guardrails (venue clamp) <i>For use with 32"-48" high frame</i>	\$	2,803.00
SAS21X??US1	2-Step, 8" Rise Step (for 40"-48" stage heights) with wheels and guardrails (venue clamp) <i>For use with 32"-48" high frame</i>	\$	2,322.00
Articulating Step Units			
Model Number	Description	List Price	Weight
SAS31T??	10-Step Articulating, (48"-78" stages)	\$	12,742.00
SAS31L??	9-step Articulating, (for 48" to 72" stage)	\$	9,828.00
SAS31K??	8-Step Articulating, (40"-64" stages)	\$	9,145.00
SAS31J??	7-Step Articulating, (28"-56" stages)	\$	5,994.00
SAS31H??	6-Step Articulating, (24"-48" stages)	\$	5,329.00
SAS31G??	5-Step Articulating, (20"-40" stages)	\$	4,753.00

VMP Guardrails			
Model Number	Description	List Price	Weight
SGP11ABB	2' w x 42" h VMP Guardrail	\$	790.00
SGP11BBB	3' w x 42" h VMP Guardrail	\$	814.00
SGP11CBB	3'-9" w x 42" h VMP Guardrail	\$	838.00
SGP11DBB	4' w x 42" h VMP Guardrail	\$	840.00
SGP11GBB	8' w x 42" h VMP Guardrail	\$	1,013.00
286125	Guardrail Clamp Adapter	\$	574.00

VMP Drapes			
VMP - Tivoli multiple-height drapes.			
Model Number	Description	List Price	Weight

SDVM-18L5??	96" w. x 32/36/40/44/48" high Tivoli drapes (4" increments)	\$	1,316.00
SDVM-18L8??	96" w. x 32/34/36/38/40/42/44/48" high Tivoli drapes (2" increments)	\$	1,386.00
SDVM-18N6??	96" w. x 40/44/48/52/56/60" high Tivoli drapes (4" increments)	\$	1,230.00
SDVM-18N10??	96" w. x 40/42/44/46/48/50/52/54/56/60" high Tivoli drapes (2" increments)	\$	1,228.00
SDVM-18M8??	96" w. x 48/52/56/60/64/68/72/76" high Tivoli drapes (4" increments)	\$	1,237.00
SDVM-18M15??	96" w. x 48/50/52/54/56/58/60/62/64/66/68/70/72/74/76/78" high Tivoli drapes (2" increments)	\$	1,930.00

VMP - Duravel II multiple-height drapes.

Model Number	Description	List Price	Weight
SDVM-18L5D???	96" w. x 32/36/40/44/48" high Duravel drapes (4" increments)	\$	1,215.00
SDVM-18L8D???	96" w. x 32/34/36/38/40/42/44/48" high Duravel drapes (2" increments)	\$	1,210.00
SDVM-18N6D???	96" w. x 40/44/48/52/56/60" high Duravel drapes (4" increments)	\$	1,210.00
SDVM-18N10D???	96" w. x 40/42/44/46/48/50/52/54/56/60" high Duravel drapes (2" increments)	\$	1,259.00
SDVM-18M8D???	96" w. x 48/52/56/60/64/68/72/76" high Duravel drapes (4" increments)	\$	1,459.00
SDVM-18M15D???	96" w. x 48/50/52/54/56/58/60/62/64/66/68/70/72/74/76" high Duravel drapes (2" inc	\$	1,627.00

VMP Storage

Model Number	Description	List Price	Weight
SAC11VP	VMP Deck Pallet (Capacity: 15 Decks)	\$	1,925.00
SAC11VPS2	VMP Deck Pallet W Ratchet Strap (capacity: 12 Decks). Standard 8inch Fixed And Swivel Casters	\$	2,879.00
SAC11VD	Deck Caddy ASM (Capacity: 8 - 4x8 Decks)	\$	1,534.00
SAC11VE	X-Frame Caddy ASM (Capacity: 6 Frames)	\$	1,592.00
SAC11VF	Frame Caddy w/ Wheels (Capacity: 12 Frames)	\$	2,948.00
286089	Stacking tray for 8'x8' Venue Maker Pro Frames (2 per frame required). Also holds 4'x8' frames	\$	194.00
286085	Stacking tray for 8'x12' Venue Maker Pro Frames (2 per frame required). Also holds 4'x8' frames	\$	194.00

TechLite™ Portable Stage System

TechLite Decks

Model Number	Description	List Price	Weight
Deck Size with Hard Surface			
SLW111401	3' x 3' TechLite deck with hard surface.	\$	1,957.00
SLW112401	3' x 6' TechLite deck with hard surface.	\$	2,384.00
SLW113401	3' x 8' TechLite deck with hard surface.	\$	2,722.00
SLW114401	4' x 4' TechLite deck with hard surface.	\$	2,075.00
SLW11A401	4' x 6' TechLite deck with hard surface.	\$	2,618.00
SLW11B401	4' x 8' TechLite deck with hard surface.	\$	2,775.00
SLW11C401	3' Trapezoid (Tier 1) TechLite deck with hard surface.	\$	2,363.00
SLW11D401	4' Trapezoid (Tier 1) TechLite deck with hard surface.	\$	2,135.00
SLW11E401	3' Trapezoid (Tier 2) TechLite deck with hard surface.	\$	2,542.00
SLW11F401	4' Trapezoid (Tier 2) TechLite deck with hard surface.	\$	2,784.00
SLW11G401	3' Trapezoid (Tier 3) LH TechLite deck with hard surface.	\$	2,355.00
SLW11H401	3' Trapezoid (Tier 3) RH TechLite deck with hard surface.	\$	2,355.00
SLW11J401	4' Trapezoid (Tier 3) LH TechLite deck with hard surface.	\$	2,617.00
SLW11K401	4' Trapezoid (Tier 3) RH TechLite deck with hard surface.	\$	2,617.00
SLW11L401	3' Trapezoid (Tier 4) LH TechLite deck with hard surface.	\$	2,435.00
SLW11M401	3' Trapezoid (Tier 4) RH TechLite deck with hard surface.	\$	2,435.00
SLW11N401	4' Trapezoid (Tier 4) LH TechLite deck with hard surface.	\$	2,735.00
SLW11P401	4' Trapezoid (Tier 4) RH TechLite deck with hard surface.	\$	2,735.00
Deck Size with Carpet Surface			
SLW111???	3' x 3' TechLite deck with carpet surface. Specify carpet color.	\$	2,058.00 48 lb. (21.8 kg)
SLW112???	3' x 6' TechLite deck with carpet surface. Specify carpet color.	\$	2,530.00 84 lb. (38.1 kg)
SLW113???	3' x 8' TechLite deck with carpet surface. Specify carpet color.	\$	2,764.00 105 lb. (47.6 kg)
SLW114???	4' x 4' TechLite deck with carpet surface. Specify carpet color.	\$	2,199.00 70 lb. (31.8 kg)
SLW11A???	4' x 6' TechLite deck with carpet surface. Specify carpet color.	\$	2,767.00 100 lb. (45.4 kg)
SLW11B???	4' x 8' TechLite deck with carpet surface. Specify carpet color.	\$	2,989.00 130 lb. (59 kg)
SLW11C???	3' Trapezoid (Tier 1) TechLite deck with carpet surface. Specify carpet color.	\$	2,522.00 48 lb. (21.8 kg)
SLW11D???	4' Trapezoid (Tier 1) TechLite deck with carpet surface. Specify carpet color.	\$	2,283.00 58 lb. (26.3 kg)

SLW11E???	3' Trapezoid (Tier 2) TechLite deck with carpet surface. Specify carpet color.	\$	2,767.00	75 lb. (34 kg)
SLW11F???	4' Trapezoid (Tier 2) TechLite deck with carpet surface. Specify carpet color.	\$	3,008.00	99 lb. (44.9 kg)
SLW11G???	3' Trapezoid (Tier 3) LH TechLite deck with carpet surface. Specify carpet color.	\$	2,510.00	55 lb. (24.9 kg)
SLW11H???	3' Trapezoid (Tier 3) RH TechLite deck with carpet surface. Specify carpet color.	\$	2,510.00	55 lb. (24.9 kg)
SLW11J???	4' Trapezoid (Tier 3) LH TechLite deck with carpet surface. Specify carpet color.	\$	2,757.00	79 lb. (35.8 kg)
SLW11K???	4' Trapezoid (Tier 3) RH TechLite deck with carpet surface. Specify carpet color.	\$	2,757.00	79 lb. (35.8 kg)
SLW11L???	3' Trapezoid (Tier 4) LH TechLite deck with carpet surface. Specify carpet color.	\$	2,585.00	70 lb. (31.8 kg)
SLW11M???	3' Trapezoid (Tier 4) RH TechLite deck with carpet surface. Specify carpet color.	\$	2,585.00	70 lb. (31.8 kg)
SLW11N???	4' Trapezoid (Tier 4) LH TechLite deck with carpet surface. Specify carpet color.	\$	2,950.00	98 lb. (44.5 kg)
SLW11P???	4' Trapezoid (Tier 4) RH TechLite deck with carpet surface. Specify carpet color.	\$	2,950.00	98 lb. (44.5 kg)

LEGS: Set of 4. Note: Glide on fixed and telescoping legs has 2" maximum adjustment

Model Number	Description	List Price	Weight
Fixed Height- Set of 4			
SLT11A	6" TechLite set of 4 fixed height legs. Glide 2" maximum adjustment.	\$ 354.00	2 lb. (.9 kg)
SLT11B	8" TechLite set of 4 fixed height legs. Glide 2" maximum adjustment.	\$ 363.00	2.4 lb. (1.1 kg)
SLT11D	12" TechLite set of 4 fixed height legs. Glide 2" maximum adjustment.	\$ 375.00	3.2 lb. (1.5 kg)
SLT11E	16" TechLite set of 4 fixed height legs. Glide 2" maximum adjustment.	\$ 392.00	4 lb. (1.8 kg)
SLT11F	18" TechLite set of 4 fixed height legs. Glide 2" maximum adjustment.	\$ 398.00	4.4 lb. (2 kg)
SLT11G	24" TechLite set of 4 fixed height legs. Glide 2" maximum adjustment.	\$ 419.00	5.6 lb. (2.5 kg)
SLT11H	30" TechLite set of 4 fixed height legs. Glide 2" maximum adjustment.	\$ 447.00	6.75 lb. (3.1 kg)
SLT11J	32" TechLite set of 4 fixed height legs. Glide 2" maximum adjustment.	\$ 452.00	7.13 lb. (3.2 kg)
SLT11K	36" TechLite set of 4 fixed height legs. Glide 2" maximum adjustment.	\$ 464.00	8 lb. (3.6 kg)
SLT11M	40" TechLite set of 4 fixed height legs. Glide 2" maximum adjustment.	\$ 480.00	8.7 lb. (3.9 kg)
SLT11N	42" TechLite set of 4 fixed height legs. Glide 2" maximum adjustment. Sway braces required.	\$ 424.00	9.1 lb. (4.1 kg)
SLT11P	48" TechLite set of 4 fixed height legs. Glide 2" maximum adjustment. Sway braces required.	\$ 507.00	10.4 lb. (4.7 kg)
Telescoping Legs- Set of 4 (Sway braces required on 32"-48"heights)			
SLT11Q	16" - 24" TechLite - Set of 4 telescoping legs with 4" increments. Glide 2" maximum adjustment.	\$ 687.00	8.4 lb. (3.8 kg)
SLT11R	24" - 36" TechLite set of 4 telescoping legs with 4" increments. Glide 2" maximum adjustment.	\$ 812.00	12.25 lb. (5.6 kg)
SLT11T	32" - 48" TechLite set of 4 telescoping legs with 4" increments. Glide 2" maximum adjustment. Sway braces required.	\$ 883.00	14.1 lb. (6.4 kg)

TechLite Sway Braces

Model Number	Description	List Price	Weight
For Use with Telescoping Legs			
284608	3 foot Sway brace for telescopic legs	\$ 408.00	3 lb. (1.4 kg)
284609	4 foot Sway brace for telescopic legs	\$ 424.00	4 lb. (1.8 kg)
284610	6 foot Sway brace for telescopic legs	\$ 453.00	5 lb. (2.3 kg)
284611	8 foot Sway brace for telescopic legs	\$ 473.00	7 lb. (3.8 kg)
For Use with Fixed Legs			
285415	3 foot Sway brace for fixed legs	\$ 394.00	3 lb. (1.4 kg)
285416	4 foot Sway brace for fixed legs	\$ 408.00	4 lb. (1.8 kg)
285417	6 foot Sway brace for fixed legs	\$ 437.00	5 lb. (2.3 kg)
285418	8 foot Sway brace for fixed legs	\$ 459.00	7 lb. (3.8 kg)

TechLite Accessories

Model Number	Description	List Price	Weight
284786	Unit-to-Unit Connector (Riser)	\$ 154.00	0.9 lb. (.4 kg)

TechLite Enclosure Panels - Replace ??? at end of model number with color code. Black (908), Gray (293)

Model Number	Description	List Price	Weight
Use with Rectangular Shapes			

STE1101	6"H X 3'L Rectangular Riser Enclosure Panel	\$	340.00
STE1102	6"H X 4'L Rectangular Riser Enclosure Panel	\$	340.00
STE1103	6"H X 6'L Rectangular Riser Enclosure Panel	\$	369.00
STE1104	6"H X 8'L Rectangular Riser Enclosure Panel	\$	385.00
STE1105	8"H X 3'L Rectangular Riser Enclosure Panel	\$	359.00
STE1106	8"H X 4'L Rectangular Riser Enclosure Panel	\$	370.00
STE1107	8"H X 6'L Rectangular Riser Enclosure Panel	\$	387.00
STE1108	8"H X 8'L Rectangular Riser Enclosure Panel	\$	407.00
STE1109	12"H X 3'L Rectangular Riser Enclosure Panel	\$	374.00
STE1109N	12"H X 3'L Rectangular Riser Enclosure Panel	\$	442.00
STE1110	12"H X 4'L Rectangular Riser Enclosure Panel	\$	413.00
STE1110N	12"H X 4'L Rectangular Riser Enclosure Panel	\$	459.00
STE1111	12"H X 6'L Rectangular Riser Enclosure Panel	\$	745.00
STE1111N	12"H X 6'L Rectangular Riser Enclosure Panel	\$	778.00
STE1112	12"H X 8'L Rectangular Riser Enclosure Panel	\$	794.00
STE1112N	12"H X 8'L Rectangular Riser Enclosure Panel	\$	829.00
STE1113	16"H X 3'L Rectangular Riser Enclosure Panel	\$	385.00
STE1113N	16"H X 3'L Rectangular Riser Enclosure Panel	\$	398.00
STE1114	16"H X 4'L Rectangular Riser Enclosure Panel	\$	428.00
STE1114N	16"H X 4'L Rectangular Riser Enclosure Panel	\$	437.00
STE1115	16"H X 6'L Rectangular Riser Enclosure Panel	\$	739.00
STE1115N	16"H X 6'L Rectangular Riser Enclosure Panel	\$	768.00
STE1116	16"H X 8'L Rectangular Riser Enclosure Panel	\$	822.00
STE1116N	16"H X 8'L Rectangular Riser Enclosure Panel	\$	842.00
STE1117	18"H X 3'L Rectangular Riser Enclosure Panel	\$	424.00
STE1117N	18"H X 3'L Rectangular Riser Enclosure Panel	\$	434.00
STE1118	18"H X 4'L Rectangular Riser Enclosure Panel	\$	450.00
STE1118N	18"H X 4'L Rectangular Riser Enclosure Panel	\$	463.00
STE1119	18"H X 6'L Rectangular Riser Enclosure Panel	\$	820.00
STE1119N	18"H X 6'L Rectangular Riser Enclosure Panel	\$	848.00
STE1120	18"H X 8'L Rectangular Riser Enclosure Panel	\$	865.00
STE1120N	18"H X 8'L Rectangular Riser Enclosure Panel	\$	913.00
STE1121	24"H X 3'L Rectangular Riser Enclosure Panel	\$	440.00
STE1121N	24"H X 3'L Rectangular Riser Enclosure Panel	\$	459.00
STE1122	24"H X 4'L Rectangular Riser Enclosure Panel	\$	483.00
STE1122N	24"H X 4'L Rectangular Riser Enclosure Panel	\$	498.00
STE1123	24"H X 6'L Rectangular Riser Enclosure Panel	\$	847.00
STE1123N	24"H X 6'L Rectangular Riser Enclosure Panel	\$	883.00
STE1124	24"H X 8'L Rectangular Riser Enclosure Panel	\$	882.00
STE1124N	24"H X 8'L Rectangular Riser Enclosure Panel	\$	913.00
STE1125	30"H X 3'L Rectangular Riser Enclosure Panel	\$	472.00
STE1125N	30"H X 3'L Rectangular Riser Enclosure Panel	\$	487.00
STE1126	30"H X 4'L Rectangular Riser Enclosure Panel	\$	509.00
STE1126N	30"H X 4'L Rectangular Riser Enclosure Panel	\$	525.00
STE1127	30"H X 6'L Rectangular Riser Enclosure Panel	\$	933.00
STE1127N	30"H X 6'L Rectangular Riser Enclosure Panel	\$	954.00
STE1128	30"H X 8'L Rectangular Riser Enclosure Panel	\$	1,010.00
STE1128N	30"H X 8'L Rectangular Riser Enclosure Panel	\$	1,028.00
STE1129	32"H X 3'L Rectangular Riser Enclosure Panel	\$	489.00
STE1129N	32"H X 3'L Rectangular Riser Enclosure Panel	\$	498.00
STE1130	32"H X 4'L Rectangular Riser Enclosure Panel	\$	537.00
STE1130N	32"H X 4'L Rectangular Riser Enclosure Panel	\$	537.00
STE1131	32"H X 6'L Rectangular Riser Enclosure Panel	\$	942.00
STE1131N	32"H X 6'L Rectangular Riser Enclosure Panel	\$	963.00
STE1132	32"H X 8'L Rectangular Riser Enclosure Panel	\$	1,014.00
STE1132N	32"H X 8'L Rectangular Riser Enclosure Panel	\$	1,032.00
STE1133	36"H X 3'L Rectangular Riser Enclosure Panel	\$	499.00
STE1133N	36"H X 3'L Rectangular Riser Enclosure Panel	\$	514.00
STE1134	36"H X 4'L Rectangular Riser Enclosure Panel	\$	549.00
STE1134N	36"H X 4'L Rectangular Riser Enclosure Panel	\$	567.00
STE1135	36"H X 6'L Rectangular Riser Enclosure Panel	\$	958.00
STE1135N	36"H X 6'L Rectangular Riser Enclosure Panel	\$	988.00
STE1136	36"H X 8'L Rectangular Riser Enclosure Panel	\$	1,058.00
STE1136N	36"H X 8'L Rectangular Riser Enclosure Panel	\$	1,083.00
STE1137	40"H X 3'L Rectangular Riser Enclosure Panel	\$	522.00
STE1137N	40"H X 3'L Rectangular Riser Enclosure Panel	\$	537.00

STE1138	40"H X 4'L Rectangular Riser Enclosure Panel	\$	573.00	
STE1138N	40"H X 4'L Rectangular Riser Enclosure Panel	\$	563.00	
STE1139	40"H X 6'L Rectangular Riser Enclosure Panel	\$	998.00	
STE1139N	40"H X 6'L Rectangular Riser Enclosure Panel	\$	1,010.00	
STE1140	40"H X 8'L Rectangular Riser Enclosure Panel	\$	1,099.00	
STE1140N	40"H X 8'L Rectangular Riser Enclosure Panel	\$	1,099.00	
STE1141	42"H X 3'L Rectangular Riser Enclosure Panel	\$	538.00	
STE1141N	42"H X 3'L Rectangular Riser Enclosure Panel	\$	550.00	
STE1142	42"H X 4'L Rectangular Riser Enclosure Panel	\$	587.00	
STE1142N	42"H X 4'L Rectangular Riser Enclosure Panel	\$	595.00	
STE1143	42"H X 6'L Rectangular Riser Enclosure Panel	\$	1,032.00	
STE1143N	42"H X 6'L Rectangular Riser Enclosure Panel	\$	1,050.00	
STE1144	42"H X 8'L Rectangular Riser Enclosure Panel	\$	1,123.00	
STE1144N	42"H X 8'L Rectangular Riser Enclosure Panel	\$	1,142.00	
STE1145	48"H X 3'L Rectangular Riser Enclosure Panel	\$	579.00	
STE1145N	48"H X 3'L Rectangular Riser Enclosure Panel	\$	589.00	
STE1146	48"H X 4'L Rectangular Riser Enclosure Panel	\$	579.00	
STE1146N	48"H X 4'L Rectangular Riser Enclosure Panel	\$	614.00	
STE1147	48"H X 6'L Rectangular Riser Enclosure Panel	\$	1,110.00	
STE1147N	48"H X 6'L Rectangular Riser Enclosure Panel	\$	1,110.00	
STE1148	48"H X 8'L Rectangular Riser Enclosure Panel	\$	1,172.00	
STE1148N	48"H X 8'L Rectangular Riser Enclosure Panel	\$	1,172.00	
Model Number	Description	List Price	Weight	
	Use with Trapezoid Shapes			
STE1154	12" x 3' Rear Panel (Tier 2) Enclosure Panel	\$	454.00	
STE1154N	12" x 3' Rear Panel (Tier 2) Enclosure Panel	\$	469.00	
STE1155	12" x 4' Rear Panel (Tier 2) Enclosure Panel	\$	740.00	
STE1155N	12" x 4' Rear Panel (Tier 2) Enclosure Panel	\$	763.00	
STE1156	18" x 3' Rear Panel (Tier 3) Enclosure Panel	\$	904.00	
STE1156N	18" x 3' Rear Panel (Tier 3) Enclosure Panel	\$	950.00	
STE1157	18" x 4' Rear Panel (Tier 3) Enclosure Panel	\$	937.00	
STE1157N	18" x 4' Rear Panel (Tier 3) Enclosure Panel	\$	948.00	
STE1158	24" x 3' Rear Panel (Tier 4) Enclosure Panel	\$	1,032.00	
STE1158N	24" x 3' Rear Panel (Tier 4) Enclosure Panel	\$	1,062.00	
STE1159	24" x 4' Rear Panel (Tier 4) Enclosure Panel	\$	1,154.00	
STE1159N	24" x 4' Rear Panel (Tier 4) Enclosure Panel	\$	1,207.00	
STE1162	16" x 3' Rear Panel (Tier 2) Enclosure Panel	\$	490.00	
STE1162N	16" x 3' Rear Panel (Tier 2) Enclosure Panel	\$	509.00	
STE1163	16" x 4' Rear Panel (Tier 2) Enclosure Panel	\$	809.00	
STE1163N	16" x 4' Rear Panel (Tier 2) Enclosure Panel	\$	854.00	
STE1164	24" x 3' Rear Panel (Tier 3) Enclosure Panel	\$	1,037.00	
STE1164N	24" x 3' Rear Panel (Tier 3) Enclosure Panel	\$	1,088.00	
STE1165	24" x 4' Rear Panel (Tier 3) Enclosure Panel	\$	942.00	
STE1165N	24" x 4' Rear Panel (Tier 3) Enclosure Panel	\$	1,003.00	
STE1166	32" x 3' Rear Panel (Tier 4) Enclosure Panel	\$	1,024.00	
STE1166N	32" x 3' Rear Panel (Tier 4) Enclosure Panel	\$	1,072.00	
STE1167	32" x 4' Rear Panel (Tier 4) Enclosure Panel	\$	1,168.00	
STE1167N	32" x 4' Rear Panel (Tier 4) Enclosure Panel	\$	1,205.00	
STE1168	6" x 3' Front Panel (Tier 1) Enclosure Panel	\$	317.00	
STE1169	6" x 4' Front Panel (Tier 1) Enclosure Panel	\$	310.00	
STE1170	6" x 3' Front Panel (Tier 2) Enclosure Panel	\$	365.00	
STE1171	6" x 4' Front Panel (Tier 2) Enclosure Panel	\$	375.00	
STE1172	6" x 3' Front Panel (Tier 3) Enclosure Panel	\$	415.00	
STE1173	6" x 4' Front Panel (Tier 3) Enclosure Panel	\$	459.00	
STE1174	6" x 3' Front Panel (Tier 4) Enclosure Panel	\$	333.00	
STE1175	6" x 4' Front Panel (Tier 4) Enclosure Panel	\$	347.00	
STE1177	8" x 3' Front Panel (Tier 1) Enclosure Panel	\$	332.00	
STE1178	8" x 4' Front Panel (Tier 1) Enclosure Panel	\$	317.00	

STE1179	8" x 3' Front Panel (Tier 2) Enclosure Panel	\$	345.00	
STE1180	8" x 4' Front Panel (Tier 2) Enclosure Panel	\$	379.00	
STE1181	8" x 3' Front Panel (Tier 3) Enclosure Panel	\$	469.00	
STE1182	8" x 4' Front Panel (Tier 3) Enclosure Panel	\$	558.00	
STE1183	8" x 3' Front Panel (Tier 4) Enclosure Panel	\$	345.00	
STE1184	8" x 4' Front Panel (Tier 4) Enclosure Panel	\$	382.00	

TechLite Guardrails

Model Number	Description	List Price	Weight
SGT11AB	3' TechLite guardrail	\$ 794.00	28 lb. (12.7 kg)
SGT11BB	4' TechLite guardrail	\$ 847.00	31 lb. (14.1 kg)
SGT11CB	5 Foot 6" (Back of 4 FT - Tier 3) TechLite guardrail	\$ 944.00	37 lb. (16.8 kg)
SGT11DB	6' TechLite guardrail	\$ 944.00	38 lb. (17.2 kg)
SGT11EB	7 Foot (Back of 3 FT - Tier 2) TechLite guardrail	\$ 1,060.00	41 lb. (18.6 kg)
SGT11FB	8' TechLite guardrail	\$ 1,082.00	44 lb. (20 kg)
SGT11GB	9 Foot 3" (Back of 3 FT - Tier 3) TechLite guardrail	\$ 1,123.00	49 lb. (22.2 kg)

TechLite Guardrail Covers

Tivoli

Model Number	Description	List Price	Weight
SGD11HT?S	Drape-Guardrail 3ftx42in Slipover Cover, Square Corner, Techlite Only	\$ 375.00	
SGD11JT?S	Drape-Guardrail 4ftx42in Slipover Cover, Square Corner, Techlite Only	\$ 449.00	
SGD11KT?S	Drape-Guardrail 4ftx42in, Tier 3, Slipover Cover, Square Corner, Techlite Only	\$ 544.00	
SGD11LT?S	Drape-Guardrail 6ftx42in, Slipover Cover, Square Corner, Techlite Only	\$ 554.00	
SGD11MT?S	Drape-Guardrail 3ftx42in Tier 2, Slipover Cover, Square Corner, Techlite Only	\$ 609.00	
SGD11NT?S	Drape-Guardrail 8ftx42in, Slipover Cover, Square Corner, Techlite Only	\$ 674.00	
SGD11PT?S	Drape-Guardrail 3ftx42in Tier 3, Slipover Cover, Square Corner, Techlite Only	\$ 765.00	

TechLite Chair Stops

Model Number	Description	List Price	Weight
SCT11AB	3 Foot	\$ 398.00	6 lb. (2.7 kg)
SCT11BB	4 Foot	\$ 412.00	7 lb. (3.2 kg)
SCT11CB	5 Foot	\$ 438.00	8 lb. (3.6 kg)
SCT11DB	6 Foot	\$ 440.00	9 lb. (4.1 kg)
SCT11EB	7 Foot	\$ 458.00	10 lb. (4.5 kg)
SCT11FB	8 Foot	\$ 479.00	11 lb. (5 kg)
SCT11GB	Tier 1 & Tier 3, 3 Foot (54"L)	\$ 432.00	8 lb. (3.6 kg)
SCT11HB	Tier 2, 3 Foot (82"L)	\$ 474.00	10 lb. (4.5 kg)
SCT11JB	Tier 3, 4 Foot (66"L)	\$ 440.00	9 lb. (4.1 kg)

TechLite Drapes

Model Number	Description	List Price	Weight
SDN118A1??	96"w x 6"L Tivoli	\$ 503.00	
SDN114B1??	48"w x 12" L Tivoli	\$ 365.00	
SDN118B1??	96"w x 12"L Tivoli	\$ 693.00	
SDN114C2??	48"w x 18"/24" L Tivoli	\$ 522.00	
SDN118C2??	96"w x 18"/24" L Tivoli	\$ 989.00	
SDN118D3??	96"w x 24"/30"/36" Tivoli	\$ 1,259.00	
SDN118A1???	96"w x 6"L Duravel II	\$ 753.00	
SDN114B1???	48"w x 12" L Duravel II	\$ 542.00	
SDN118B1???	96"w x 12"L Duravel II	\$ 775.00	
SDN114C2???	48"w x 18"/24" L Duravel II	\$ 739.00	
SDN118C2???	96"w x 18"/24" Duravel II	\$ 1,417.00	
SDN118D3???	96"w x 24"/30"/36" Duravel II	\$ 1,884.00	
115233	Single clip for drapes	\$ 12.00	

TechLite Caddy and Utility Box

Model Number	Description	List Price	Weight
SAC11TDB	Deck Caddy	\$ 3,683.00	114 lb. (51.7 kg)
W285410-??	Utility Box for TechLite Deck Caddy. Specify Carpet Color.	\$ 1,144.00	85 lb. (38.6 kg)

Replace?? At the end of the model number with carpet color code. Cloud Gray (22) or Onyx (23)

Choral Risers

Model Number	Description	List Price	Weight
2611-324B	3-rise Choral Riser	\$ 5,488.00	172 lb. (78 kg)
2611-432B	4-rise Choral Riser	\$ 7,120.00	221 lb. (100 kg)

C2612-34GRDB	Set of 2 side rails with 2 storage hangers	\$	2,549.00	81 lb. (36.7 kg)
--------------	--	----	-----------------	------------------

1800 Stages

1800 Dual Height Stages - End Fold

Model Number	Description	List Price	Weight
1812-624B-??	6' x 8' x 16"-24" 1800 stage	\$ 7,087.00	335 lb. (152 kg)
1812-632B-??	6' x 8' x 24"-32" 1800 stage	\$ 7,405.00	365 lb. (166 kg)
1812-640B-??	6' x 8' x 32"-40" 1800 stage	\$ 7,707.00	384 lb. (174 kg)
1812-424B-??	4' x 8' x 16"-24" 1800 stage	\$ 5,767.00	250 lb. (114 kg)
1812-432B-??	4' x 8' x 24"-32" 1800 stage	\$ 5,960.00	280 lb. (127 kg)
1812-440B-??	4' x 8' x 32"-40" 1800 stage	\$ 6,252.00	296 lb. (134 kg)

1800 Single Height Stages - End Fold

Model Number	Description	List Price	Weight
1811-608B-??	6' X 8' X 8" 1800 stage	\$ 5,324.00	300 lb. (136 kg)
1811-616B-??	6' X 8' X 16" 1800 stage	\$ 5,584.00	310 lb. (141 kg)
1811-624B-??	6' X 8' X 24" 1800 stage	\$ 5,720.00	330 lb. (150 kg)
1811-632B-??	6' X 8' X 32" 1800 stage	\$ 5,838.00	340 lb. (154 kg)
1811-408B-??	4' x 8' x 8" 1800 stage	\$ 4,452.00	192 lb. (87 kg)
1811-416B-??	4' x 8' x 16" 1800 stage	\$ 4,747.00	224 lb. (102 kg)
1811-424B-??	4' x 8' x 24" 1800 stage	\$ 4,859.00	244 lb. (111 kg)
1811-432B-??	4' x 8' x 32" 1800 stage	\$ 5,120.00	253 lb. (115 kg)
1811-308B-??	3' x 8' x 8" 1800 stage	\$ 3,944.00	170 lb. (77 kg)
1811-316B-??	3' x 8' x 16" 1800 stage	\$ 4,285.00	189 lb. (86 kg)
1811-324B-??	3' x 8' x 24" 1800 stage	\$ 4,343.00	204 lb. (93 kg)
1811-332B-??	3' x 8' x 32" 1800 stage	\$ 4,559.00	235 lb. (107 kg)

Corner sections will be priced as a special.

1800 Stage Steps

Model Number	Description	List Price	Weight
Carpet OR Black Vinyl			
SAS21Q??	1-step 8" rise (for 16" stage) (No wheels or guard rails).	\$ 958.00	25 lb. (11.3 kg)
SAS21S??	2-step 8" rise (for 16"-24" stage) (No wheels or guard rails)	\$ 1,426.00	52 lb. (23.6 kg)
SAS21B??	2-step 8" rise step (for 16" - 24" stage) (with wheels and guard rails)	\$ 2,422.00	80 lb. (36.3 kg)
SAS21D??	3-step 8" rise step (for 24" & 32" stage) (with wheels and guard rails)	\$ 2,766.00	109 lb. (49.5 kg)
SAS31F??	4-step articulated (for 16" - 32" stage) (with wheels and guard rails)	\$ 4,635.00	219 lb. (99.3 kg)
SAS31G??	5-step articulated rise (for 20" - 40" stage) (with wheels and guard rails)	\$ 4,753.00	290 lb. (131.5 kg)
SAS31H??	6-step articulated rise (for 24" - 48" stage) (with wheels and guard rails)	\$ 5,329.00	360 lb. (163.3 kg)

1800 Guardrails*

Model Number	Description	List Price	Weight
1851-220B	2' rail- 42" high	\$ 1,248.00	22 lb. (9.97 kg)
1851-230B	3' rail- 42" high	\$ 1,287.00	24 lb. (10.9 kg)
1851-240B	4' rail- 42" high	\$ 1,284.00	28 lb. (12.7 kg)
1851-260B	6' rail- 42" high	\$ 1,417.00	44 lb. (19.9 kg)
1851-280B	8' rail- 42" high	\$ 1,516.00	51 lb. (23.1 kg)

1800 Caddies/Trucks

Model Number	Description	List Price	Weight
1412-001B	Guard rail truck (holds 18 - 8' or 10 ramp rails)	\$ 2,964.00	134 lb. (60.8 kg)
1416-001B	Comb.guard rail/drape truck (holds 16 - 8" rails & 28 - 48" drapes to 60 - 16" drapes)	\$ 3,274.00	152 lb. (68.9 kg)
116443BS1	Storage post for chair/table stops (this is price per, purchase in pairs)	\$ 337.00	
1404-001B	Single unit drape truck (holds 28 - 48" to 60 - 16")	\$ 3,094.00	99 lb. (44.9 kg)
1404-002B	Double unit drape truck (holds 56 - 48" to 120 16")	\$ 5,487.00	120 lb. (54.4 kg)
1413-001BS1	Chairstop rack - fits lb. 1412 truck. (holds 40)	\$ 2,566.00	39 lb. (17.7 kg)
1413-002BS1	Chairstop rack - fits lb. 1416 truck. (holds 40)	\$ 2,317.00	39 lb. (17.7 kg)

1800 Chair/Table Stops

Model Number	Description	List Price	Weight
SAX11CS3	36" long chair stop	\$ 318.00	5 lb. (2.3 kg)
SAX11CS4	48" long chair stop	\$ 328.00	6 lb. (2.7 kg)
SAX11CS5	60" long chair stop	\$ 363.00	8 lb. (3.6 kg)
SAX11CS6	72" long chair stop	\$ 374.00	10 lb. (4.5 kg)
SAX11CS8	96" long chair stop	\$ 385.00	12 lb. (5.4 kg)

1800 Drapes
Tivoli - Single Height

Model Number	Description	List Price	Weight
1651-808-???	96" w. x 8" long Tivoli single height drape.	\$ 372.00	.7 lb. (.3 kg)
1651-816-???	96" w. x 16" long Tivoli single height drape.	\$ 395.00	1.1 lb. (.5 kg)
1651-824-???	96" w. x 24" long Tivoli single height drape.	\$ 663.00	1.6 lb. (.7 kg)
1651-832-???	96" w. x 32" long Tivoli single height drape.	\$ 684.00	2.2 lb. (1 kg)
1651-840-???	96" w. x 40" long Tivoli single height drape.	\$ 799.00	3.0 lb. (1.4 kg)
1651-848-???	96" w. x 48" long Tivoli single height drape.	\$ 826.00	3.4 lb. (1.5 kg)

Tivoli - Dual Height

Model Number	Description	List Price	Weight
1652-824-???	96" w. x 16-24" long Tivoli multiple height drape.	\$ 669.00	1.7 lb. (.8 kg)
1652-832-???	96" w. x 24-32" long Tivoli multiple height drape.	\$ 809.00	2.0 lb. (.9 kg)
1653-832-???	96" w. x 16-24-32" long Tivoli multiple height drape.	\$ 973.00	2.3 lb. (1 kg)
1653-840-???	96" w. x 24-32-40" long Tivoli multiple height drape.	\$ 1,045.00	3.0 lb. (1.4 kg)
1653-848-???	96" w. x 32-40-48" long Tivoli multiple height drape.	\$ 1,165.00	3.7 lb. (1.7 kg)
1654-872-???	96" w. x 48-56-64-72" long Tivoli multiple height drape.	\$ 1,405.00	5.8 lb. (2.6 kg)

Duravel II - Single Height

Model Number	Description	List Price	Weight
1561-808-???	96" w. x 8" long Duravel single height drape.	\$ 405.00	.7 lb. (.3 kg)
1561-816-???	96" w. x 16" long Duravel single height drape.	\$ 436.00	1.1 lb. (.5 kg)
1561-824-???	96" w. x 24" long Duravel single height drape.	\$ 730.00	1.6 lb. (.7 kg)
1561-832-???	96" w. x 32" long Duravel single height drape.	\$ 752.00	2.2 lb. (1 kg)
1561-840-???	96" w. x 40" long Duravel single height drape.	\$ 882.00	3.0 lb. (1.4 kg)
1561-848-???	96" w. x 48" long Duravel single height drape.	\$ 905.00	3.4 lb. (1.5 kg)

Duravel II - Dual Height

Model Number	Description	List Price	Weight
1562-824-???	96" w. x 16-24" long.	\$ 826.00	1.7 lb. (.8 kg)
1562-832-???	96" w. x 24-32" long.	\$ 893.00	2.0 lb. (.9 kg)
1563-832-???	96" w. x 16-24-32" long.	\$ 1,067.00	2.3 lb. (1.1 kg)
1563-840-???	96" w. x 24-32-40" long.	\$ 1,152.00	3.0 lb. (1.4 kg)
1563-848-???	96" w. x 32-40-48" long.	\$ 1,279.00	3.7 lb. (1.7 kg)
1564-872-???	96" w. x 48-56-64-72" long.	\$ 1,542.00	5.8 lb. (2.6 kg)

Velour - Single Height

Model Number	Description	List Price	Weight
1981-808-???	96" w. x 8" long.	\$ 1,063.00	1.5 lb. (.7 kg)
1981-816-???	96" w. x 16" long.	\$ 1,494.00	2.7 lb. (1.2 kg)
1981-824-???	96" w. x 24" long.	\$ 1,596.00	4.1 lb. (1.9 kg)
1981-832-???	96" w. x 32" long.	\$ 1,720.00	5.4 lb. (2.4 kg)
1981-840-???	96" w. x 40" long.	\$ 1,898.00	6.8 lb. (3.1 kg)
1981-848-???	96" w. x 48" long.	\$ 2,026.00	8.1 lb. (3.7 kg)

Velour - Multiple Height

Model Number	Description	List Price	Weight
1982-824-???	96" w. x 16-24" long Duravel multiple height drape.	\$ 1,680.00	3.0 lb. (1.4 kg)
1982-832-???	96" w. x 24-32" long Duravel multiple height drape.	\$ 1,806.00	4.0 lb. (1.8 kg)
1983-832-???	96" w. x 16-24-32" long Duravel multiple height drape.	\$ 1,898.00	4.5 lb. (2 kg)
1983-840-???	96" w. x 24-32-40" long Duravel multiple height drape.	\$ 2,026.00	5.0 lb. (2.3 kg)
1983-848-???	96" w. x 32-40-48" long Duravel multiple height drape.	\$ 2,163.00	6.0 lb. (2.7 kg)
1984-872-???	96" w. x 48-56-64-72" long Duravel multiple height drape.	\$ 2,785.00	9.1 lb. (4.1 kg)

1800 Portable Backdrop Carriers

Model Number	Description	List Price	Weight
3646-400Z	4' w x 70 1/4" to 192"h portable backdrop carrier	\$ 2,958.00	
3646-600Z	6' w x 70 1/4" to 192" h portable backdrop carrier	\$ 3,348.00	
3646-800Z	8' w x 70 1/4" to 192" h portable backdrop carrier	\$ 3,413.00	

Note: Backdrop drapes listed under Tri-Height Stages.

Tri-Height Stage

Tri-Height Stage with Reversible Deck

Model Number	Description	List Price	Weight
	6'X8' (1828 mm x 2438 mm)		

S3H316C????B	6'x8'-12"/18" (305/457 mm) Tri-Height Stage. Specify Carpet Color.	\$	7,820.00	375 lb. (170 kg)
S3H316D????B	6'x8'-16"/24" (406/610 mm) Tri-Height Stage. Specify Carpet Color.	\$	7,997.00	400 lb. (182 kg)
S3H316E????B	6'X8'-18"/24"/30" (457/610/762 mm) Tri-Height Stage. Specify Carpet Color.	\$	8,385.00	400 lb. (182 kg)
S3H316F????B	6'X8'- 24"/30"/36" (610/762/914 mm) Tri-Height Stage. Specify Carpet Color.	\$	8,450.00	428 lb. (194 kg)
S3H316G????B	6'x8'-30"/36"/42" (762/914/1067 mm) Tri-Height Stage. Specify Carpet Color.	\$	8,512.00	439 lb. (199 kg)
	4'x8' (1219 mm x 2438 mm)			
S3H314C????B	4'x8'-12"/18" (305/457 mm) Tri-Height Stage. Specify Carpet Color.	\$	7,277.00	280 lb. (127 kg)
S3H314D????B	4'x8'-16"/24' (406/610mm) Tri-Height Stage. Specify Carpet Color.	\$	7,436.00	280 lb. (127 kg)
S3H314E????B	4'X8'-18"/24"/30" (457/610/762 mm) Tri-Height Stage. Specify Carpet Color.	\$	7,748.00	324 lb. (147 kg)
S3H314F????B	4'X8'- 24"/30"/36" (610/762/914 mm) Tri-Height Stage. Specify Carpet Color.	\$	7,818.00	365 lb. (166 kg)
S3H314G????B	4'x8'-30"/36"/42" (762/914/1067 mm) Tri-Height Stage. Specify Carpet Color.	\$	7,877.00	384 lb. (174 kg)

Tri-Height Steps

Model Number	Description	List Price	Weight	
SAS21A??	2-step 6" rise (for 12" - 18" stages) (with wheels and guardrails)	\$	1,856.00	80 lb. (36.3 kg)
SAS21R??	2-step 6" rise (for 12" - 18" stages) (No wheels and No guard rails)	\$	1,426.00	80 lb. (36.3 kg)
SAS21S??	2-step 8" rise (for 16"-24"stage) (No wheels and No guard rails)	\$	1,426.00	52 lb. (23.6 kg)
SAS21C??	3-step 6" rise (for 18" and 24" stages) (with wheels and guardrails)	\$	2,905.00	109 lb. (49.4 kg)
SAS31F??	4-step articulated rise (for 16" - 32" stages) (with wheels and guardrails)	\$	4,635.00	219 lb. (99.3 kg)
SAS31G??	5-step articulated rise (24"/30"/36"stages) (with wheels and guardrails)	\$	4,753.00	290 lb. (131.5 kg)
SAS31H??	6-step articulated rise (30"/36"/42" stages) (with wheels and guardrails)	\$	5,329.00	360 lb. (163.3 kg)

Tri-Height Guardrail

Model Number	Description	List Price	Weight	
1853-220B	2' Guardrail- 42" high (60.9cm)	\$	1,248.00	
1853-230B	3' Guardrail- 42" high (91.4cm)	\$	1,287.00	32 lb. (14.5 kg)
1853-240B	4' Guardrail- 42" high (121.9cm)	\$	1,284.00	42 lb. (19.1 kg)
1853-260B	6' Guardrail- 42" high (182.9cm)	\$	1,417.00	60 lb. (27.2 kg)
1853-280B	8' Guardrail- 42" high (243.8cm)	\$	1,516.00	70 lb. (31.8 kg)

Universal Guardrail - Venue Decks, Xpress Decks, Tri-Height Decks

Model Number	Description	List Price	Weight	
SGU11BBB	3' Guardrail	\$	1,258.00	32 lb. (15 kg)
SGU11DBB	4' Guardrail	\$	1,337.00	42 lb. (19 kg)
SGU11FBB	6' Guardrail	\$	1,458.00	60 lb. (27 kg)
SGU11GBB	8' Guardrail	\$	1,516.00	70 lb. (32 kg)

Tri-Height Chair/Table Stop (for Tri-Height Stages Only)

Model Number	Description	List Price	Weight	
SP3H113B	3' Chair stop (91.4 cm)	\$	318.00	5 lb. (2.3 kg)
SP3H114B	4' Chair stop (121.9 cm)	\$	328.00	6 lb. (2.7 kg)
SP3H115B	5' Chair stop (152.4 cm)	\$	363.00	8 lb. (3.6 kg)
SP3H116B	6' Chair stop (182.9 cm)	\$	374.00	10 lb. (4.5 kg)
SP3H118B	8' Chair stop (243.8 cm)	\$	385.00	12 lb. (5.4 kg)

Drapes:

Tivoli Multiple Height

for Tri-Height stages only.

Model Number	Description	List Price	Weight	
SDVM-18D2??	96" w x 12/18" long Tivoli multiple height drape. Specify color.	\$	747.00	1.7 lb. (.8 kg)
SDVM-18E2??	96" w x 16/24" long Tivoli multiple height drape. Specify color.	\$	747.00	2.0 lb. (.9 kg)
SDVM-18F3??	96" w x 18/24/30" long Tivoli multiple height drape. Specify color.	\$	973.00	2.3 lb. (1 kg)
SDVM-18H3??	96" w x 24/30/36" long Tivoli multiple height drape. Specify color.	\$	1,045.00	3.0 lb. (1.4 kg)
SDVM-18K3??	96" w x 30/36/42" long Tivoli multiple height drape. Specify color.	\$	1,166.00	3.7 lb. (1.7 kg)

Duravel II Multiple-Height

Model Number	Description	List Price	Weight	
SDVM-18D2D???	96" w. x 12/18"long Duravel multiple height drape. Specify color.	\$	826.00	1.7 lb. (.8 kg)
SDVM-18E2D???	96" w. x 16/24"long Duravel multiple height drape. Specify color.	\$	826.00	2.0 lb. (.9 kg)
SDVM-18F3D???	96" w. x 18/24/30" long Duravel multiple height drape. Specify color.	\$	1,067.00	2.3 lb. (1 kg)
SDVM-18H3D???	96" w. x 24/30/36" long Duravel multiple height drape. Specify color.	\$	1,152.00	3.0 lb. (1.4 kg)
SDVM-18K3D???	96" w. x 30/36/42" long Duravel multiple height drape. Specify color.	\$	1,283.00	3.7 lb. (1.7 kg)

Backdrop - Guardrail Covers

Tri-Height Portable Backdrop Carrier with horizontal guardrails

Model Number	Description	List Price	Weight	
SBVM114Z	48" w. X 70-1/4" TO 192" high backdrop carrier.	\$	3,483.00	80 lb. (36.3 kg)
SBVM116Z	72" w. x 70-1/4" to 192" high backdrop carrier.	\$	3,954.00	88 lb. (39.9 kg)
SBVM118Z	96" w. x 70-1/4" to 192" high backdrop carrier.	\$	4,137.00	94 lb. (42.6 kg)

Tivoli Backdrop Drapes 50% fullness, box pleated. Material, colors -- see Tivoli stage drapes.

Model Number	Description	List Price	Weight
1659-410-???	4' wide, 10' high Tivoli backdrop drape. Specify color.	\$ 933.00	7 lb. (3.2 kg)
1659-412-???	4' wide, 12' high Tivoli backdrop drape. Specify color.	\$ 1,165.00	8 lb. (3.6 kg)
1659-610-???	6' wide, 10' high Tivoli backdrop drape. Specify color.	\$ 1,458.00	9 lb. (4.1 kg)
1659-612-???	6' wide, 12' high Tivoli backdrop drape. Specify color.	\$ 1,649.00	11 lb. (4.9 kg)
1659-810-???	8' wide, 10' high Tivoli backdrop drape. Specify color.	\$ 1,817.00	12 lb. (5.4 kg)
1659-812-???	8' wide, 12' high Tivoli backdrop drape. Specify color.	\$ 2,556.00	15 lb. (6.8 kg)

Duravel II Backdrop Drapes 50% fullness, box pleated. Material, colors -- see Duravel stage drapes.

Model Number	Description	List Price	Weight
1569-410-???	4' wide, 10' high Duravel backdrop drape. Specify color.	\$ 1,025.00	8 lb. (3.6 kg)
1569-412-???	4' wide, 12' high Duravel backdrop drape. Specify color.	\$ 1,279.00	9 lb. (4.1 kg)
1569-610-???	6' wide, 10' high Duravel backdrop drape. Specify color.	\$ 1,603.00	10 lb. (4.5 kg)
1569-612-???	6' wide, 12' high Duravel backdrop drape. Specify color.	\$ 1,812.00	12 lb. (5.4 kg)
1569-810-???	8' wide, 10' high Duravel backdrop drape. Specify color.	\$ 1,999.00	13 lb. (5.9 kg)
1569-812-???	8' wide, 12' high Duravel backdrop drape. Specify color.	\$ 2,807.00	16 lb. (7.3 kg)

Velour Backdrop Drapes 50% fullness, box pleated. Material, colors -- see Sico Velour drapes.

Model Number	Description	List Price	Weight
1989-410-??	4' wide, 10' high Velour backdrop drape. Specify color.	\$ 1,715.00	12 lb. (5.4 kg)
1989-412-??	4' wide, 12' high Velour backdrop drape. Specify color.	\$ 1,915.00	15 lb. (6.8 kg)
1989-610-??	6' wide, 10' high Velour backdrop drape. Specify color.	\$ 2,382.00	17 lb. (7.7 kg)
1989-612-??	6' wide, 12' high Velour backdrop drape. Specify color.	\$ 2,750.00	20 lb. (9.1 kg)
1989-810-??	8' wide, 10' high Velour backdrop drape. Specify color.	\$ 3,452.00	20 lb. (9.1 kg)
1989-812-??	8' wide, 12' high Velour backdrop drape. Specify color.	\$ 4,005.00	26 lb. (11.8 kg)

Guardrail Covers

Poly-twill

Model Number	Description	List Price	Weight
SGD11A??	3' X 42" Guardrail cover. Specify color when ordering.	\$ 427.00	
SGD11B??	4' X 42" Guardrail cover. Specify color when ordering.	\$ 562.00	
SGD11C??	6' X 42" Guardrail cover. Specify color when ordering.	\$ 838.00	
SGD11D??	8' X 42" Guardrail cover. Specify color when ordering.	\$ 1,112.00	

Tivoli

Model Number	Description	List Price	Weight
SGD11AT?S	Drape-Guardrail 3ftx42in Tivoli Slipover Cover, Square Corner.	\$ 374.00	
SGD11BT?S	Drape-Guardrail 4ftx42in Tivoli Slipover Cover, Square Corner.	\$ 434.00	
SGD11CT?S	Drape-Guardrail 6ftx42in Tivoli Slipover Cover, Square Corner.	\$ 545.00	
SGD11DT?S	Drape-Guardrail 8ftx42in Tivoli Slipover Cover, Square Corner.	\$ 660.00	
SGD11FT?S	Drape-Guardrail 2ftx42in Tivoli Slipover Cover, Square Corner.	\$ 318.00	
SGD11GT?S	Drape-Guardrail 3ft9inx42in Tivoli Slipover Cover, Square Corner.	\$ 419.00	

2023 UNIVERSAL RAMP PACKAGES FOR 1800 STAGES (8FT SECTIONS)

**** PACKAGES LISTED BELOW DO NOT INCLUDE UPPER LANDING. THEY DO INCLUDE TURNAROUND WHEN NEEDED TO MEET ADA.**

Package No. 1	Description	List Price	Weight
SARP21A1??	4'X8'X0-8" RAMP PKG	\$ 6,706.00	
INCLUDES UNIVERSAL FOLDING LEG RAMP SECTIONS W/RAILS,ENTER/EXIT HANDLES,UPPER CLAMP,1 DECK CADDY			
CONSISTS OF:	Description	Component	Weight
SAR31A1?? = 1	4' x 8' x 0"-8"h Universal Folding Leg Ramp Section w/ Rails, Enter/Exit Handles, Upper Clamp	\$ 5,229.00	
SAC11R1B=1	Stage Storage Caddy for 4'w Ramp Units, Non-Stacking (cap. 4 Units per Caddy)	\$ 1,338.00	
118309B = 2	Wedge Connector for One Section Ramp, 2 Req'd (Connects First Ramp Section to Top Clamp)	\$ 139.00	

Package No. 2 Combined weight 550 lbs.	Description	List Price	Weight
SARP21B1??	4'x16'x0-16"RAMP PKG	\$ 13,871.00	
INCLUDES UNIVERSAL FOLDING LEG RAMP SECTIONS W/RAILS,ENTER/EXIT HANDLES,UPPER CLAMP,1 DECK CADDY, 1 GUARDRAIL CADDY			
CONSISTS OF:	Description	Component	Weight
SAR31A1??=1	4' x 8' x 0"-8"h Universal Folding Leg Ramp Section w/ Rails, Enter/Exit Handles, Upper Clamp	\$ 5,229.00	
SAR31B1??=1	4' x 8' x 8"-16"h Universal Folding Leg Ramp Section w/ Rails	\$ 4,340.00	

SAC11R1B=1	Stage Storage Caddy for 4'w Ramp Units, Non-Stacking (cap. 4 Units per Caddy)	\$	1,338.00
1412-001B=1	Guard Rail Truck (Capacity: up to 10 ea. Ramp Rails w/ Handrails or 18 Stage Rails)	\$	2,964.00

Package No. 3 Combined weight 1100 lbs.

SARP21C1??	4'x24'x0'-24"RAMP PKG	\$	19,016.00
-------------------	------------------------------	-----------	------------------

INCLUDES UNIVERSAL FOLDING LEG RAMP SECTIONS W/RAILS,ENTER/EXIT HANDLES,UPPER CLAMP,1 DECK CADDY, 1 GUARDRAIL CADDY

CONSISTS OF:	Description	Component	Weight
SAR31A1??=1	4' x 8' x 0"-8"h Universal Folding Leg Ramp Section w/ Rails, Enter/Exit Handles, Upper Clamp	\$	5,229.00
SAR31B1??=1	4' x 8' x 8"-16"h Universal Folding Leg Ramp Section w/ Rails	\$	4,340.00
SAR31C1??=1	4' x 8' x 16"-24"h Universal Folding Leg Ramp Section w/ Rails	\$	5,145.00
SAC11R1B=1	Stage Storage Caddy for 4' w Ramp Units, Non-Stacking (cap. 4 Units per Caddy)	\$	1,338.00
1412-001B=1	Guard Rail Truck (Capacity: up to 10 ea. Ramp Rails w/ Handrails or 18 Stage Rails)	\$	2,964.00

Package No. 4 Combined weight 1800 lbs.

SARP21D1??	4'x32'x0'-32"RAMP PKG W/TURNAROUND	\$	41,891.00
-------------------	---	-----------	------------------

INCLUDES UNIVERSAL FOLDING LEG RAMP SECTIONS W/RAILS,ENTER/EXIT HANDLES UPPER CLAMPS, TURNAROUND,TURNAROUND GUARDRAILS, 2 DECKS CADDIES,1 GUARDRAIL CADDY

CONSISTS OF:	Description	Component	Weight
SAR31A1??=1	4' x 8' x 0"-8"h Universal Folding Leg Ramp Section w/ Rails, Enter/Exit Handles, Upper Clamp	\$	5,229.00
SAR31B1??=1	4' x 8' x 8"-16"h Universal Folding Leg Ramp Section w/ Rails	\$	4,340.00
SAR31C1??=1	4' x 8' x 16"-24"h Universal Folding Leg Ramp Section w/ Rails	\$	5,145.00
SAR31D1??=1	4' x 8' x 24"-32"h Universal Folding Leg Ramp Section w/ Rails	\$	5,139.00
72112-2 = 1	Ramp Turnaround/Landing Kit w/ Enter/Exit Handles, Top & Bottom Clamps	\$	1,492.00
SAR113161??B=2	3' x 8' x 16"h Ramp Landing Platform, Single Height.	\$	11,616.00
SGB11FBB=2	6'w Side Mount Landing Guard Rail	\$	2,034.00
SGB11GBB=1	8'w Guard Rail for Ramp Landing	\$	1,152.00
SAC11R1B=1	Stage Storage Caddy for 4'w Ramp Units, Non-Stacking (cap. 4 Units per Caddy)	\$	1,338.00
SAC11R1TAB=1	Stage Storage Caddy for 3'w Landing Units, Non-Stacking (cap. 4 Units per Caddy)	\$	1,442.00
1412-001B=1	Guard Rail Truck (Capacity: up to 10 ea. Ramp Rails w/ Handrails or 18 Stage Rails)	\$	2,964.00

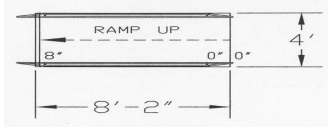
Package No. 5

SARP21E1??	4'x40'x0'-40"RAMP PKG W/TURNAROUND	\$	51,197.00
-------------------	---	-----------	------------------

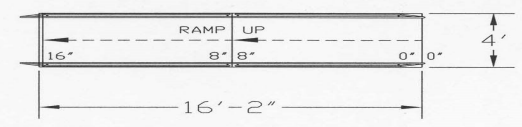
INCLUDES UNIVERSAL FOLDING LEG RAMP SECTIONS W/RAILS,ENTER/EXIT HANDLES,UPPER CLAMPS, TURNAROUND,TURNAROUND GUARDRAILS, 2 DECKS CADDIES,2 GUARDRAIL CADDY

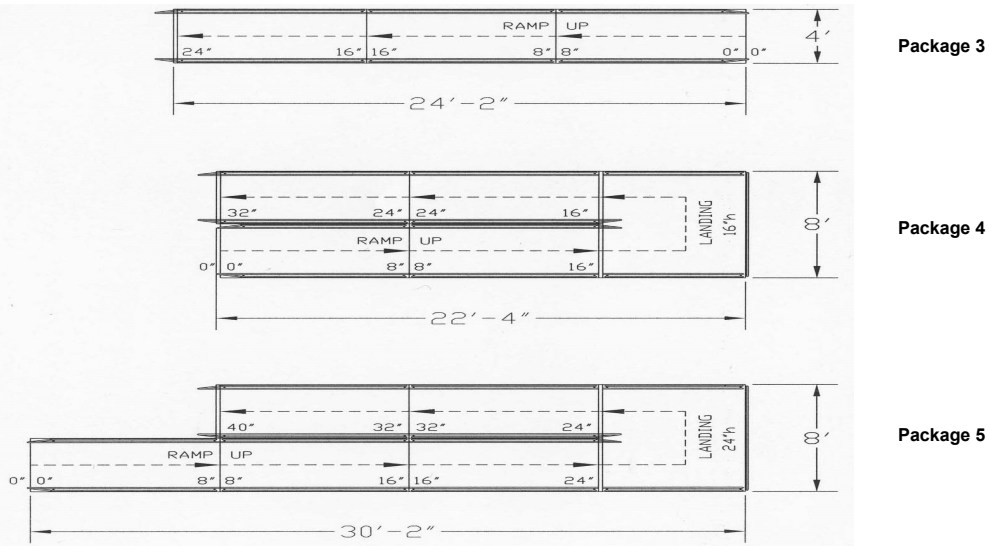
CONSISTS OF:	Description	Component	Weight
SAR31A1??=1	4' x 8' x 0"-8"h Universal Folding Leg Ramp Section w/ Rails, Enter/Exit Handles, Upper Clamp	\$	5,229.00
SAR31B1??=1	4' x 8' x 8"-16"h Universal Folding Leg Ramp Section w/ Rails	\$	4,340.00
SAR31C1??=1	4' x 8' x 16"-24"h Universal Folding Leg Ramp Section w/ Rails	\$	5,145.00
SAR31D1??=1	4' x 8' x 24"-32"h Universal Folding Leg Ramp Section w/ Rails	\$	5,139.00
SAR31E1??=1	4' x 8' x 32"-40"h Universal Folding Leg Ramp Section w/ Rails	\$	5,158.00
72112-2 = 1	Ramp Turnaround/Landing Kit w/ Enter/Exit Handles, Top & Bottom Clamps	\$	1,492.00
SAR113C1??B=2	3' x 8' x 24" to 36"h Ramp Landing Platform (2" Height Adjustments).	\$	12,800.00
SGB11FBB=2	6'w Side Mount Landing Guard Rail	\$	2,034.00
SGB11GBB=1	8'w Guard Rail for Ramp Landing	\$	1,152.00
SAC11R1B=1	Stage Storage Caddy for 4'w Ramp Units, Non-Stacking (cap. 4 Units per Caddy)	\$	1,338.00
SAC11R1TAB=1	Stage Storage Caddy for Two 4'w Ramp & Two 3'w Landing Units, Non-Stacking (cap. 4 Units per Caddy)	\$	1,442.00
1412-001B=2	Guard Rail Truck (Capacity: up to 10 ea. Ramp Rails w/ Handrails or 18 Stage Rails)	\$	5,928.00

Package 1



Package 2





2023 UNIVERSAL RAMP PACKAGES FOR TRI-HEIGHT (6FT SECTIONS)

**** PACKAGES LISTED BELOW DO NOT INCLUDE UPPER LANDING. THEY DO INCLUDE TURNAROUND WHEN NEEDED TO MEET ADA.**

Package No. 1B		List Price	
SARP21K1??	4'X6'X0-6" RAMP PKG	\$ 6,353.00	
INCLUDES UNIVERSAL FOLDING LEG RAMP SECTIONS W/RAILS,ENTER/EXIT HANDLES,UPPER CLAMP,1 DECK CADDY			
CONSISTS OF:	Description	Component	Weight
SAR31K1??=1	4' x 6' x 0"-6"h Universal Folding Leg Ramp Section w/ Rails, Enter/Exit Handles, Upper Clamp	\$ 4,876.00	
SAC11R1B=1	Stage Storage Caddy for 4'w Ramp Units, Non-Stacking (cap. 4 Units per Caddy)	\$ 1,338.00	
118309B = 2	Wedge Connector for One Section Ramp, 2 Req'd (Connects First Ramp Section to Top Clamp)	\$ 139.00	

Package No. 2B		List Price	
SARP21L1??	4'X12'X0-12" RAMP PKG	\$ 13,324.00	
INCLUDES UNIVERSAL FOLDING LEG RAMP SECTIONS W/RAILS,ENTER/EXIT HANDLES,UPPER CLAMP,1 DECK CADDY,1 GUARDRAIL CADDY			
CONSISTS OF:	Description	Component	Weight
SAR31K1??=1	4' x 6' x 0"-6"h Universal Folding Leg Ramp Section w/ Rails, Enter/Exit Handles, Upper Clamp	\$ 4,876.00	
SAR31L1??=1	4' x 6' x 6"-12"h Universal Folding Leg Ramp Section w/ Rails	\$ 4,146.00	
SAC11R1B=1	Stage Storage Caddy for 4'w Ramp Units, Non-Stacking (cap. 4 Units per Caddy)	\$ 1,338.00	
1412-001B=1	Guard Rail Truck (Capacity: up to 10 ea. Ramp Rails w/ Handrails or 18 Stage Rails)	\$ 2,964.00	

Package No. 3B		List Price	
SARP21M1??	4'x18'x0-18"RAMP PKG	\$ 18,173.00	
INCLUDES UNIVERSAL FOLDING LEG RAMP SECTIONS W/RAILS,ENTER/EXIT HANDLES,UPPER CLAMP,1 DECK CADDY,1 GUARDRAIL CADDY			
CONSISTS OF:	Description	Component	Weight
SAR31K1??=1	4' x 6' x 0"-6"h Universal Folding Leg Ramp Section w/ Rails, Enter/Exit Handles, Upper Clamp	\$ 4,876.00	
SAR31L1??=1	4' x 6' x 6"-12"h Universal Folding Leg Ramp Section w/ Rails	\$ 4,146.00	
SAR31M1??=1	4' x 6' x 12"-18"h Universal Folding Leg Ramp Section w/ Rails	\$ 4,849.00	
SAC11R1B=1	Stage Storage Caddy for 4'w Ramp Units, Non-Stacking (cap. 4 Units per Caddy)	\$ 1,338.00	
1412-001B=1	Guard Rail Truck (Capacity: up to 10 ea. Ramp Rails w/ Handrails or 18 Stage Rails)	\$ 2,964.00	

Package No. 4B		List Price
SARP21N1??	4'x24'x0-24"RAMP PKG	\$ 23,038.00

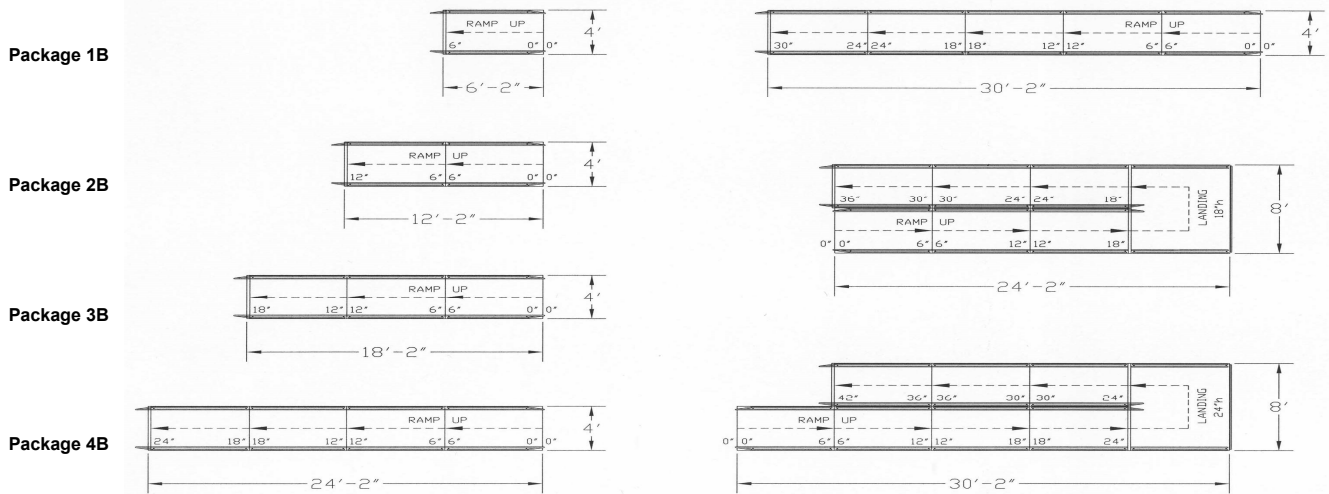
INCLUDES UNIVERSAL FOLDING LEG RAMP SECTIONS W/RAILS,ENTER/EXIT HANDLES,UPPER CLAMP,1 DECK CADDY,1 GUARDRAIL CADDY			
CONSISTS OF:	Description	Component	Weight
SAR31K1??=1	4' x 6' x 0"-6"h Universal Folding Leg Ramp Section w/ Rails, Enter/Exit Handles, Upper Clamp	\$ 4,876.00	
SAR31L1??=1	4' x 6' x 6"-12"h Universal Folding Leg Ramp Section w/ Rails	\$ 4,146.00	
SAR31M1??=1	4' x 6' x 12"-18"h Universal Folding Leg Ramp Section w/ Rails	\$ 4,849.00	
SAR31N1??=1	4' x 6' x 18"-24"h Universal Folding Leg Ramp Section w/ Rails	\$ 4,865.00	
SAC11R1B=1	Stage Storage Caddy for 4'w Ramp Units, Non-Stacking (cap. 4 Units per Caddy)	\$ 1,338.00	
1412-001B=1	Guard Rail Truck (Capacity: up to 10 ea. Ramp Rails w/ Handrails or 18 Stage Rails)	\$ 2,964.00	

Package No. 5B		List Price	
SARP21P1??	4'x30'x0-30"RAMP PKG	\$ 29,248.00	
INCLUDES UNIVERSAL FOLDING LEG RAMP SECTIONS W/RAILS,ENTER/EXIT HANDLES,UPPER CLAMP,2 DECK CADDY,1 GUARDRAIL CADDY			
CONSISTS OF:	Description	Component	Weight
SAR31K1??=1	4' x 6' x 0"-6"h Universal Folding Leg Ramp Section w/ Rails, Enter/Exit Handles, Upper Clamp	\$ 4,876.00	
SAR31L1??=1	4' x 6' x 6"-12"h Universal Folding Leg Ramp Section w/ Rails	\$ 4,146.00	
SAR31M1??=1	4' x 6' x 12"-18"h Universal Folding Leg Ramp Section w/ Rails	\$ 4,849.00	
SAR31N1??=1	4' x 6' x 18"-24"h Universal Folding Leg Ramp Section w/ Rails	\$ 4,865.00	
SAR31P1??=1	4' x 6' x 24"-30"h Universal Folding Leg Ramp Section w/ Rails	\$ 4,875.00	
SAC11R1B=2	Stage Storage Caddy for 4'w Ramp Units, Non-Stacking (cap. 4 Units per Caddy)	\$ 2,673.00	
1412-001B=1	Guard Rail Truck (Capacity: up to 10 ea. Ramp Rails w/ Handrails or 18 Stage Rails)	\$ 2,964.00	

Package No. 6B		List Price	
SARP21Q1??	4'x36'x0-36"RAMP PKG W/TURNAROUND	\$ 54,807.00	
INCLUDES UNIVERSAL FOLDING LEG RAMP SECTIONS W/RAILS,ENTER/EXIT HANDLES,UPPER CLAMPS, TURNAROUND,TURNAROUND GUARDRAILS, 2 DECKS CADDIES,2 GUARDRAIL CADDY			
CONSISTS OF:	Description	Component	Weight
SAR31K1??=1	4' x 6' x 0"-6"h Universal Folding Leg Ramp Section w/ Rails, Enter/Exit Handles, Upper Clamp	\$ 4,876.00	
SAR31L1??=1	4' x 6' x 6"-12"h Universal Folding Leg Ramp Section w/ Rails	\$ 4,146.00	
SAR31M1??=1	4' x 6' x 12"-18"h Universal Folding Leg Ramp Section w/ Rails	\$ 4,849.00	
SAR31N1??=1	4' x 6' x 18"-24"h Universal Folding Leg Ramp Section w/ Rails	\$ 4,865.00	
SAR31P1??=1	4' x 6' x 24"-30"h Universal Folding Leg Ramp Section w/ Rails	\$ 4,875.00	
SAR31Q1??=1	4' x 6' x 30"-36"h Universal Folding Leg Ramp Section w/ Rails	\$ 4,922.00	
72112-2 = 1	Ramp Turnaround/Landing Kit w/ Enter/Exit Handles, Top & Bottom Clamps	\$ 1,492.00	
SAR113181??B=2	3' x 8' x 18"h Ramp Landing Platform, Single Height.	\$ 12,888.00	
SGB11FBB=2	6'w Side Mount Landing Guard Rail	\$ 2,034.00	
SGB11GBB = 1	8'w Guard Rail for Ramp Landing	\$ 1,152.00	
SAC11R1B=1	Stage Storage Caddy for 4'w Ramp Units, Non-Stacking (cap. 4 Units per Caddy)	\$ 1,338.00	
SAC11R1TAB=1	Stage Storage Caddy for Two 4'w Ramp & Two 3'w Landing Units, Non-Stacking (cap. 4 Units per Caddy)	\$ 1,442.00	
1412-001B=2	Guard Rail Truck (Capacity: up to 10 ea. Ramp Rails w/ Handrails or 18 Stage Rails)	\$ 5,928.00	

Package No. 7B		List Price	
SARP21R1??	4'x42'x0-42"RAMP PKG W/TURNAROUND	\$ 61,361.00	
INCLUDES UNIVERSAL FOLDING LEG RAMP SECTIONS W/RAILS,ENTER/EXIT HANDLES,UPPER CLAMPS, TURNAROUND,TURNAROUND GUARDRAILS, 3 DECKS CADDIES,2 GUARDRAIL CADDY			
CONSISTS OF:	Description	Component	Weight
SAR31K1??=1	4' x 6' x 0"-6"h Universal Folding Leg Ramp Section w/ Rails, Enter/Exit Handles, Upper Clamp	\$ 4,876.00	
SAR31L1??=1	4' x 6' x 6"-12"h Universal Folding Leg Ramp Section w/ Rails	\$ 4,146.00	
SAR31M1??=1	4' x 6' x 12"-18"h Universal Folding Leg Ramp Section w/ Rails	\$ 4,849.00	
SAR31N1??=1	4' x 6' x 18"-24"h Universal Folding Leg Ramp Section w/ Rails	\$ 4,865.00	
SAR31P1??=1	4' x 6' x 24"-30"h Universal Folding Leg Ramp Section w/ Rails	\$ 4,875.00	
SAR31Q1??=1	4' x 6' x 30"-36"h Universal Folding Leg Ramp Section w/ Rails	\$ 4,922.00	
SAR31R1??=1	4' x 6' x 36"-42"h Universal Folding Leg Ramp Section w/ Rails	\$ 5,307.00	
72112-2 = 1	Ramp Turnaround/Landing Kit w/ Enter/Exit Handles, Top & Bottom Clamps	\$ 1,492.00	

SAR113C1??B=2	3' x 8' x 24"-36"h Ramp Landing Platform, Single Height.	\$	12,800.00
SGB11FBB=2	6'w Side Mount Landing Guard Rail	\$	2,034.00
SGB11GBB = 1	8'w Guard Rail for Ramp Landing	\$	1,152.00
SAC11R1B=2	Stage Storage Caddy for 4'w Ramp Units, Non-Stacking (cap. 4 Units per Caddy)	\$	2,673.00
SAC11R1TAB=1	Stage Storage Caddy for Two 4'w Ramp & Two 3'w Landing Units, Non-Stacking (cap. 4 Units per Caddy)	\$	1,442.00
1412-001B=2	Guard Rail Truck (Capacity: up to 10 ea. Ramp Rails w/ Handrails or 18 Stage Rails)	\$	5,928.00



X-Press Stage & Riser System

X-Press Decks

Model Number	Description	List Price	Weight
SND141401	X-Press Deck 3' x 6' Tuff-Deck / Non-reversible	\$ 1,247.00	
SND141???	X-Press Deck 3' x 6' Carpet / Non-reversible	\$ 1,374.00	
SND141??R	X-Press Deck 3' x 6' Tuff-Deck/Carpet Reversible	\$ 1,533.00	
SND143401	X-Press Deck 3' x 8' Tuff-Deck / Non-reversible	\$ 1,660.00	
SND143???	X-Press Deck 3' x 8' Carpet / Non-reversible	\$ 1,794.00	
SND143??R	X-Press Deck 3' x 8' Tuff-Deck/Carpet Reversible	\$ 1,953.00	
SND142401	X-Press Deck 4' x 6' Tuff-Deck / Non-reversible	\$ 1,513.00	
SND142???	X-Press Deck 4' x 6' Carpet / Non-reversible	\$ 1,648.00	
SND142??R	X-Press Deck 4' x 6' Tuff-Deck/Carpet Reversible	\$ 1,800.00	
SND144401	X-Press Deck 4' x 8' Tuff-Deck / Non-reversible	\$ 1,704.00	
SND144???	X-Press Deck 4' x 8' Carpet / Non-reversible	\$ 1,832.00	
SND144??R	X-Press Deck 4' x 8' Tuff-Deck/Carpet Reversible	\$ 1,982.00	
SAX11F???	X-Press Deck 4' x 4' Corner-Section / Floor Standing	\$ 2,049.00	
SAX11S???	X-Press Deck 4' x 4' Corner-Section / Stage Mounted	\$ 2,049.00	
SND14A???	X-Press Deck 3' Trapezoid Pie shape: 6" or 8" H (Tier 1)	\$ 1,288.00	
SND14B???	X-Press Deck 4' Trapezoid Pie shape: 6" or 8" H (Tier 1)	\$ 1,775.00	
SND14C???	X-Press Deck 3' Trapezoid Pie shape: 12" or 16" H (Tier 2)	\$ 2,017.00	
SND14D???	X-Press Deck 4' Trapezoid Pie shape: 12" or 16" H (Tier 2)	\$ 2,040.00	
SND14E???	X-Press Deck 3' Trapezoid Pie shape: 18" or 24" H (Tier 3)	\$ 2,206.00	
SND14F???	X-Press Deck 4' Trapezoid Pie shape: 18" or 24" H (Tier 3) RH	\$ 2,228.00	
SND14G???	X-Press Deck 4' Trapezoid Pie shape: 18" or 24" H (Tier 3) LH	\$ 2,228.00	
SND14H???	X-Press Deck 3' Trapezoid Pie shape: 24" or 32" H (Tier 4) RH	\$ 2,206.00	
SND14J???	X-Press Deck 3' Trapezoid Pie shape: 24" or 32" H (Tier 4) LH	\$ 2,206.00	
SND14K???	X-Press Deck 4' Trapezoid Pie shape: 24" or 32" H (Tier 4) RH	\$ 2,249.00	
SND14L???	X-Press Deck 4' Trapezoid Pie shape: 24" or 32" H (Tier 4) LH	\$ 2,249.00	

X-Press Frames

Model Number	Description	List Price	Weight
SNM211AB	X-Press Frame 3' x 6' 6" high	\$ 780.00	

SNM211BB	X-Press Frame 3' x 6' 12" high - adjustable glide	\$	1,475.00
SNM211CB	X-Press Frame 3' x 6' 18" - 24" high - adjustable glide	\$	1,486.00
SNM211DB	X-Press Frame 3' x 6' 24"-30"-36" high - adjustable glide	\$	1,495.00
SNM213AB	X-Press Frame 3' x 8' 6" high	\$	802.00
SNM213BB	X-Press Frame 3' x 8' 12" high - adjustable glide	\$	1,486.00
SNM213CB	X-Press Frame 3' x 8' 18" - 24" high - adjustable glide	\$	1,495.00
SNM213DB	X-Press Frame 3' x 8' 24"-30"-36" high - adjustable glide	\$	1,506.00
SNM212AB	X-Press Frame 4' x 6' 6" high	\$	823.00
SNM212BB	X-Press Frame 4' x 6' 12" high - adjustable glide	\$	1,529.00
SNM212CB	X-Press Frame 4' x 6' 18" - 24" high - adjustable glide	\$	1,540.00
SNM212DB	X-Press Frame 4' x 6' 24"-30"-36" high - adjustable glide	\$	1,552.00
SNM214AB	X-Press Frame 4' x 8' 6" high	\$	847.00
SNM214BB	X-Press Frame 4' x 8' 12" high - adjustable glide	\$	1,540.00
SNM214CB	X-Press Frame 4' x 8' 18" - 24" high - adjustable glide	\$	1,552.00
SNM214DB	X-Press Frame 4' x 8' 24"-30"-36" high - adjustable glide	\$	1,644.00
SNM21AAB	X-Press Frame 3' Trapezoid Pie shape: 6" H (Tier 1)	\$	837.00
SNM21BAB	X-Press Frame 4' Trapezoid Pie shape: 6" H (Tier 1)	\$	883.00
SNM21CBB	X-Press Frame 3' Trapezoid Pie shape: 12" H (Tier 2)	\$	1,018.00
SNM21DBB	X-Press Frame 4' Trapezoid Pie shape: 12" H (Tier 2)	\$	1,040.00
SNM21ECB	X-Press Frame 3' Trapezoid Pie shape: 18" H (Tier 3)	\$	978.00
SNM21FCB	X-Press Frame 4' Trapezoid Pie shape: 18" H (Tier 3) RH	\$	1,010.00
SNM21GCB	X-Press Frame 4' Trapezoid Pie shape: 18" H (Tier 3) LH	\$	1,010.00
SNM21HDB	X-Press Frame 3' Trapezoid Pie shape: 24" H (Tier 4) RH	\$	1,017.00
SNM21JDB	X-Press Frame 3' Trapezoid Pie shape: 24" H (Tier 4) LH	\$	1,017.00
SNM21KDB	X-Press Frame 4' Trapezoid Pie shape: 24" H (Tier 4) RH	\$	1,034.00
SNM21LDB	X-Press Frame 4' Trapezoid Pie shape: 24" H (Tier 4) LH	\$	1,034.00

X-Press Steps

Model Number	Description	List Price	Weight
SAS21A??U	2-Step Rise (for 12"-18" stages) w/rails & wheels	\$	1,856.00
SAS21C??	3-Step Rise (for 12"-24" stages) w/rails & wheels	\$	2,905.00
SAS31F??	4-step Rise (for 18"/24"/30 stages) w/rails & wheels	\$	4,635.00
SAS31G??	5-step Rise (for 24"/30"/36" stages) w/rails & wheels	\$	4,753.00

X-Press Guardrails

Model Number	Description	List Price	Weight
SGU11BBB	3' Guardrail	\$	1,258.00
SGU11DBB	4' Guardrail	\$	1,337.00
SGU11FBB	6' Guardrail	\$	1,458.00
SGU11GBB	8' Guardrail	\$	1,516.00

X-Press Drapes

Model Number	Description	List Price	Weight
SDN118A1??	96"w x 6"L Tivoli	\$	447.00
SDN114B1??	48"w x 12" L Tivoli	\$	325.00
SDN118B1??	96"w x 12"L Tivoli	\$	616.00
SDN114C2??	48"w x 18"/24" L Tivoli	\$	464.00
SDN118C2??	96"w x 18"/24" L Tivoli	\$	879.00
SDN118D3??	96"w x 24"/30"/36" Tivoli	\$	1,058.00
SDN118A1???	96"w x 6"L Duravel II	\$	669.00
SDN114B1???	48"w x 12" L Duravel II	\$	482.00
SDN118B1???	96"w x 12"L Duravel II	\$	928.00
SDN114C2???	48"w x 18"/24" L Duravel II	\$	657.00
SDN118C2???	96"w x 18"/24" Duravel II	\$	1,259.00
SDN118D3???	96"w x 24"/30"/36" Duravel II	\$	1,675.00
115233	Single clip for drapes	\$	10.00

X-Press Chair/Table Stops

Model Number	Description	List Price	Weight
SAX11CS3	3'w Chair / Table Stop	\$	304.00
SAX11CS4	4'w Chair / Table Stop	\$	315.00
SAX11CS5	5'w Chair / Table Stop	\$	346.00
SAX11CS6	6'w Chair / Table Stop	\$	358.00

SAX11CS8	8'w Chair / Table Stop	\$	367.00
116443BS1	Storage Posts for Chair Stops (this is price per, purchase in pairs)	\$	337.00

X-Press Storage Carts

Model Number	Description	List Price	Weight
1413-002BS1	Chair/Table Stop Rack (fits 1416-001B)	\$ 2,317.00	
SAC11NMB	Holds 8 - 4' x 8' decks and frames	\$ 1,766.00	
SAC11NM3	Holds 8 - 3' x 8' Decks & frames	\$ 1,887.00	
SAC11NM36	Holds 8 - 3' x 8' Decks & 6" frames	\$ 2,715.00	
SAC11NM6	Holds 4' x 8' Decks/ 6" frames	\$ 2,715.00	
SAC11NM4BS1	Holds 8 Special length 4' w units up to 8' long	\$ 3,095.00	
1416-001B	Combination Guard Rail/Draperly Truck. Capacity: up to 16 ea. 8' Rails	\$ 3,274.00	

Variable Terrain Folding Leg Stages/Risers

VT Stages/Risers for indoor use.

Model Number	Description	List Price	Weight
	4'x8' Single Height Units with adjustable glides, connector channels, roto-locks and velcro		
SVT11B4N???B	4'x8' - 8" high	\$ 3,376.00	150 lb. (68.1 kg)
SVT11B4L???B	4'x8'-16" high	\$ 3,628.00	160 lb. (72.6 kg)
SVT11B4I???B	4'x8'-24" high	\$ 3,529.00	175 lb. (79.4 kg)
	4'x8' Adjustable Height Units with adjustable glides, connector channels, roto-locks and velcro		
SVT11B4C???B	4'X8' - 24"-32" (glides raise to 36")	\$ 4,547.00	200 lb. (90.7 kg)
SVT11B4B???B	4'x8' - 32"-48" (glides raise to 52")	\$ 4,628.00	230 lb. (104.3 kg)
SVT11B4A???B	4'x8' - 48"-80" (glides raise to 84")	\$ 4,850.00	260 lb. (117.9 kg)
	3'x8' Single Height Units with adjustable glides, connector channels, roto-locks and velcro		
SVT11B3N???B	3'x8' - 8" high	\$ 3,238.00	110 lb. (49.9 kg)
SVT11B3L???B	3'x8'-16" high	\$ 3,430.00	120 lb. (54.4 kg)
SVT11B3I???B	3'x8'-24" high	\$ 3,430.00	130 lb. (59 kg)
	3'x8' Adjustable Height Units with adjustable glides, connector channels, roto-locks and velcro		
SVT11B3C???B	3'X8' - 24"-32" (glides raise to 36")	\$ 4,267.00	150 lb. (68.1 kg)
SVT11B3B???B	3'x8' - 32"-48" (glides raise to 52")	\$ 4,332.00	170 lb. (77.1 kg)
SVT11B3A???B	3'x8' - 48"-80" (glides raise to 84")	\$ 4,615.00	180 lb. (81.6 kg)
	Bridge Units with connector channels, roto-locks and velcro		
SVT11D4??B	4'X8' Bridge Unit	\$ 2,295.00	135 lb. (61.2 kg)
SVT11D3??B	3'x8' Bridge Unit	\$ 2,086.00	100 lb. (45.4 kg)

VT Guardrails

Model Number	Description	List Price	Weight
SGB11BBB	3' Guard Rail, 42" high, rear	\$ 644.00	24 lb. (10.9 kg)
SGB11DBB	4' Guard Rail, 42" high, rear	\$ 879.00	46 lb. (20.9 kg)
SGB11FBB	6' Guard Rail, 42" high, rear	\$ 1,017.00	52 lb. (23.6 kg)
SGB11GBB	8' Guard Rail, 42" high, rear	\$ 1,152.00	61 lb. (27.7 kg)
SGF11BAB	3' Guard Rail, 28" high, front	\$ 644.00	24 lb. (10.9 kg)
SGF11DAB	4' Guard Rail, 28" high, front	\$ 879.00	46 lb. (20.9 kg)
SGF11FAB	6' Guard Rail, 28" high, front	\$ 900.00	52 lb. (23.6 kg)
SGF11GAB	8' Guard Rail, 28" high, front	\$ 1,014.00	61 lb. (27.7 kg)
SGB11ABB	2'9" Guard Rail, 42" high for seating risers	\$ 644.00	24 lb. (10.9 kg)
SGB11CBB	3'9" Guard Rail, 42" high for seating risers	\$ 879.00	46 lb. (20.9 kg)

VT Storage Trucks

Model Number	Description	List Price	Weight
2775-001B	Mobile storage truck holds 10 units.	\$ 2,484.00	350 lb. (158.8 kg)
SCD213B	3 foot deck caddy	\$ 5,652.00	
SCD214B	4 foot deck caddy	\$ 5,746.00	

Insertable Legs

Model Number	Description	List Price	Weight
112502-08S3	8" Insertable Leg, set of 4	\$ 507.00	10 lb. (4.5 kg)
112502-16S5	16" Insertable Leg, set of 4	\$ 538.00	15 lb. (6.8 kg)
112502-24S3	24" Insertable Leg, set of 4	\$ 555.00	20 lb. (9.1 kg)
2768-001S3	Insertable Casters, set of 4	\$ 1,354.00	

Stage Steps

Carpet -- Cloud Gray (22) & Onyx (23) are stock colors. Black vinyl (01) available.

Model Number	Description	List Price	Weight
SAS21Q??	1 step rise (for 16" stage) no wheels or guardrails.	\$ 915.00	25 lb. (11.3 kg)
SAS21S??	2-step rise (for 16" - 24" stage) no wheels or guardrails.	\$ 1,362.00	52 lb. (23.6 kg)
SAS21A??	2-step 6" rise (for 12" & 18" stages) with wheels and guardrails.	\$ 1,856.00	25 lb. (11.3 kg)
SAS21B??	2-step 8" rise (for 16"-24" stages) with wheels and guardrails.	\$ 2,422.00	52 lb. (23.6 kg)
SAS21C??	3-step 6" rise (for 18" & 24" stage) with wheels and guardrails.	\$ 2,905.00	80 lb. (36.3 kg)
SAS21D??	3-step 8" rise (for 24" & 32" stage) with wheels and guardrails.	\$ 2,766.00	109 lb. (49.5 kg)
SAS31E??	3-step articulated rise (for 12" to 24" stage)	\$ 3,815.00	197 lb. (89.4 kg)
SAS31F??	4-step articulated rise (for 16" to 32" stage)	\$ 4,635.00	228 lb. (103.4 kg)
SAS31G??	5-step articulated rise (for 20" to 40" stage)	\$ 4,753.00	280 lb. (127 kg)
SAS31H??	6-step articulated rise (for 24" to 48" stage)	\$ 5,329.00	317 lb. (143.8 kg)
SAS31J??	7-step articulated rise (for 28" to 56" stage)	\$ 5,994.00	369(167.4 kg)
SAS31K??	8-step articulated rise (for 40" to 64" stage)	\$ 9,145.00	400 lb. (181.4 kg)
SAS31L??	9-step articulated rise (for 48" to 72" stage)	\$ 9,828.00	
SAS31T??	10-step articulated rise (for 48" to 78" stage)	\$ 12,742.00	

Guardrail Caddies/Trucks

Model Number	Description	List Price	Weight
1412-001B	Guard rail truck	\$ 2,964.00	134 lb. (60.8 kg)
1416-001B	Comb. guard rail/drape truck	\$ 3,274.00	152 lb. (69 kg)

CROWD BARRIER SYSTEM

Part Number	Description	List Price	Weight
SBC11P4	Barrier Section 48"H x 48"W	\$ 3,634.00	
SBC11P6	Barrier Section 48"H x 72"W	\$ 4,806.00	
SBC11G3	Pass-Through Gate 48"H x 36"W	\$ 2,050.00	
SBC11AI	Inside Corner Unit (22.5 degrees)	\$ 2,729.00	
SBC11AO	Outside Corner (45 degrees)	\$ 2,478.00	
SAC11CB4B	Tip-Off Caddy 4' units (6 capacity)	\$ 2,083.00	
SAC11CB6B	Tip-Off Caddy 6' units (6 capacity)	\$ 2,034.00	
SAC11CBAOB	Flat 4' Pallet on Wheels holds 4 outside angles	\$ 1,707.00	
SAC11CBAIB	Tip-Off Caddy For Inside Angle (12 capacity)	\$ 3,092.00	
SAC11CBGS1	Tip-Off Caddy for Gate (6 capacity)	\$ 2,774.00	

BEDS

Mobile Sleeper

Model Number	Description	List Price	Weight
BMS22TP	Twin	\$ 2,037.00	105 lb. (48 kg)
BMS22LP	Twin, XL	\$ 2,344.00	115 lb. (52 kg)
BMS22TPC	Twin - Chem-Safe	\$ 2,084.00	105 lb. (48 kg)
BMS22LPC	Twin XL - Chem-Free *	\$ 2,344.00	115 lb. (48 kg)
BMS22NP	Twin Narrow (30")	\$ 2,162.00	94 lb. (43 kg)
BMS22E?	Economy Mobile Sleeper - Twin Regular, Foam Mattress and Bunkie Board Support	\$ 1,290.00	
BMS22TPP	Twin SICO Pillowtop Sleeper	\$ 2,503.00	115 lb. (52 kg)
BMS22DP	Double (standard mattress)	\$ 2,610.00	115 lb. (52 kg)
BMS22DPC	Double (standard mattress with Chem-Safe)	\$ 2,643.00	115 lb. (52 kg)
1375-001	Mobile sleeper storage cover (twin)	\$ 275.00	1 lb. (.45 kg)
1375-001S4	Mobile Sleeper pillowtop storage cover (twin)	\$ 370.00	1 lb. (.45 kg)

Room Maker Wallbed¹ - no face panel

Model Number	Description	List Price	Weight
4187-R-????	Room Maker Twin - No face panel. Specify Frame/Vinyl color.	\$ 4,497.00	150 lb. (68 kg)
4192-R-????	Room Maker Twin XL - No face panel. Specify Frame/Vinyl color.	\$ 4,555.00	153 lb. (69.4 kg)
5687-R-????	Room Maker Double - No face panel. Specify Frame/Vinyl color.	\$ 4,582.00	171 lb. (77.6 kg)
5692-R-????	Room Maker Double, XL- No face panel. Specify Frame/Vinyl color.	\$ 4,670.00	174 lb. (78.9 kg)
6392-R-????	Room Maker Queen - No face panel. Specify Frame/Vinyl color.	\$ 4,906.00	185 lb. (83.9 kg)
6387-R-????	Room Maker California Queen - No face panel. Specify Frame/Vinyl color.	\$ 5,196.00	185 lb. (83.9 kg)
7992-R-????	Room Maker King - No face panel. Specify Frame/Vinyl color.	\$ 7,750.00	257 lb. (116.6 kg)
7596-R-????	Room Maker California King - No face panel. Specify Frame/Vinyl color.	\$ 8,343.00	257 lb. (116.6 kg)

Sidifold Wallbed¹ - no face panel

Model Number	Description	List Price	Weight
--------------	-------------	------------	--------

8741-R-????	Twin Sidefold Room Maker - Nao face Panel. Specify frame and vinyl color.	\$	4,497.00	150 lb. (68 kg)
9241-R-????	Twin XL Sidefold Room Maker - Nao face Panel. Specify frame and vinyl color.	\$	4,633.00	160 lb. (72.5 kg)
8756-R-????	Double Sidefold Room Maker - Nao face Panel. Specify frame and vinyl color.	\$	4,582.00	171 lb. (77.6 kg)
9256-R-????	Double XL Sidefold Room Maker - Nao face Panel. Specify frame and vinyl color.	\$	4,715.00	178 lb. (80.7 kg)
9263-R-????	Queen Sidefold Room Maker - Nao face Panel. Specify frame and vinyl color.	\$	4,906.00	185 lb. (83.9 kg)

Eurobed¹ - no face panel

Model Number	Description	List Price	Weight	
4182-E-????	Twin Eurobed Wallbed frame and mechanism only. Specify frame and vinyl color.	\$	4,206.00	102 lb. (46.3 kg)
4187-E-????	Twin XL Eurobed Wallbed frame and mechanism only. Specify frame and vinyl color.	\$	4,238.00	112 lb. (50.8 kg)
5682-E-????	Double Eurobed Wallbed frame and mechanism only. Specify frame and vinyl color.	\$	4,284.00	128 lb. (58.1 kg)
5687-E-????	Double XL Eurobed Wallbed frame and mechanism only. Specify frame and vinyl color.	\$	4,367.00	132 lb. (59.8 kg)
6387-E-????	Queen Eurobed Wallbed frame and mechanism only. Specify frame and vinyl color.	\$	4,585.00	137 lb. (62.1 kg)
7856-E-????	Double (sidefold) Eurobed Wallbed frame and mechanism only. Specify frame and vinyl color.	\$	5,180.00	128 lb. (58.1 kg)
8362-E-????	Queen (sidefold) Eurobed Wallbed frame and mechanism only. Specify frame and vinyl color.	\$	5,305.00	137 lb. (62.1 kg)

Power Bed Actuator

Model Number	Description	List Price	Weight	
C1972S1	Power Bed Actuator ³	\$	7,616.00	

³When Power Actuator is ordered, bed order must state: "SPECIAL - DRILL TO ACCEPT ACTUATOR".

Room Maker Wall Mount Installation Kit

Note: Model Numbers are for 22" deep recess only.

Model Number	Description	List Price	Weight
C111690-01	Twin Bed Room Maker Wallmount Installation Kit	\$	1,089.00
C111690-02	Double Bed Room Maker Wallmount Installation Kit	\$	1,227.00
C111690-03	Queen Bed Room Maker Wallmount Installation Kit	\$	1,398.00
C111690-04	King Bed Room Maker Wallmount Installation Kit	\$	1,697.00

Silvercrest Mattress & Vinyl Boxspring

Model Number	Description	List Price	Weight
WB122R2?	TWIN SILVER CREST SET	\$	2,393.00
WB122E2	Twin Silver Crest 10" Mattress	\$	1,273.00
WB122B1?	Twin Gold Crest 5" Boxspring	\$	1,120.00
WB222R2?	TWIN XL SILVER CREST SET	\$	2,568.00
WB222E2	Twin XL Silver Crest 10" Mattress	\$	1,348.00
WB222B1?	Twin, XL Gold Crest 5" Boxspring	\$	1,220.00
WB322R2?	DOUBLE SILVER CREST SET	\$	2,893.00
WB322E2	Double Silver Crest 10" Mattress	\$	1,519.00
WB322B1?	Double Gold Crest 5" Boxspring	\$	1,374.00
WB422R2?	DOUBLE XL SILVER CREST SET	\$	3,058.00
WB422E2	Double XL Silver Crest 10" Mattress	\$	1,626.00
WB422B1?	Double, XL Gold Crest 5" Boxspring	\$	1,432.00
WB522R2?	QUEEN SILVER CREST SET	\$	3,477.00
WB522E2	Queen Silver Crest 10" Mattress	\$	1,924.00
WB522B1?	Queen Gold Crest 5" Boxspring	\$	1,553.00
WB622R2?	KING SILVER CREST SET	\$	5,207.00
WB622E2	King Silver Crest 10" Mattress	\$	2,769.00
WB222B1?	Order 2 Twin XL Gold Crest 5" Box Spring	\$	2,438.00

Gold Crest Mattress & Vinyl Boxspring

Model Number	Description	List Price	Weight
WB122R1?	TWIN GOLD CREST SET	\$ 2,578.00	
WB122E1	Twin Gold Crest 10" Mattress	\$ 1,458.00	
WB122B1?	Twin Gold Crest 5" Boxspring	\$ 1,120.00	
WB222R1?	TWIN XL GOLD CREST SET	\$ 2,816.00	
WB222E1	Twin XL Gold Crest 10" Mattress	\$ 1,596.00	
WB222B1?	Twin, XL Gold Crest 5" Boxspring	\$ 1,220.00	
WB322R1?	DOUBLE GOLD CREST SET	\$ 3,191.00	
WB322E1	Double Gold Crest 10" Mattress	\$ 1,817.00	
WB322B1?	Double Gold Crest 5" Boxspring	\$ 1,374.00	
WB422R1?	DOUBLE XL GOLD CREST SET	\$ 3,307.00	
WB422E1	Double XL Gold Crest 10" Mattress	\$ 1,875.00	
WB422B1?	Double, XL Gold Crest 5" Boxspring	\$ 1,432.00	
WB522R1?	QUEEN GOLD CREST SET	\$ 3,797.00	
WB522E1	Queen Gold Crest 10" Mattress	\$ 2,244.00	
WB522B1?	Queen Gold Crest 5" Boxspring	\$ 1,553.00	
WB622R1?	KING GOLD CREST SET	\$ 5,425.00	
WB622E1	King Gold Crest 10" Mattress	\$ 2,987.00	
WB222B1?	Order 2 Twin XL Gold Crest 5" Box Spring	\$ 2,438.00	

Platinum Crest Mattress & Vinyl Boxspring

Model Number	Description	List Price	Weight
WB122R3?	TWIN PLATINUM CREST SET	\$ 2,650.00	
WB122E5	Twin Platinum Crest 10.5" Mattress	\$ 1,530.00	
WB122B1?	Twin Gold Crest 5" Boxspring	\$ 1,120.00	
WB222R3?	TWIN XL PLATINUM CREST SET	\$ 2,877.00	
WB222E5	Twin, XL Platinum Crest 10.5" Mattress	\$ 1,657.00	
WB222B1?	Twin, XL Gold Crest 5" Boxspring	\$ 1,220.00	
WB322R3?	DOUBLE PLATINUM CREST SET	\$ 3,279.00	
WB322E5	Double Platinum Crest 10.5" Mattress	\$ 1,905.00	
WB322B1?	Double Gold Crest 5" Boxspring	\$ 1,374.00	
WB422R3?	DOUBLE XL PLATINUM CREST SET	\$ 3,372.00	
WB422E5	Double, XL Platinum Crest 10.5" Mattress	\$ 1,940.00	
WB422B1?	Double, XL Gold Crest 5" Boxspring	\$ 1,432.00	
WB522R3?	QUEEN PLATINUM CREST SET	\$ 3,815.00	
WB522E5	Queen Platinum Crest 10.5" Mattress	\$ 2,262.00	
WB522B1?	Queen Gold Crest 5" Boxspring	\$ 1,553.00	
WB622R3?	KING PLATINUM CREST SET	\$ 5,491.00	
WB622E5	King Platinum Crest 10.5" Mattress	\$ 3,053.00	
WB222B1?	Order 2 Twin XL Gold Crest 5" Box Spring	\$ 2,438.00	

24/7 Wall Bed Frame and Mechanism

Note: No Bed Face is included.

Model Number	Description	List Price	Weight
5690T-E-????	Double 24/7 Wallbed frame and mechanism only. Specify frame and vinyl color when ordering.	\$ 4,044.00	
5695T-E-????	Double XL 24/7 Wallbed frame and mechanism only. Specify frame and vinyl color when ordering.	\$ 4,200.00	
6395T-E-????	Queen Eurobed Wallbed frame and mechanism only. Specify frame and vinyl color when ordering.	\$ 4,262.00	

SOFA for 24/7 SYSTEM

Quantities	Fabric Grade	List Price	Weight
1-2	C.O.M.	\$ 5,347.00	
3 - 10	C.O.M.	\$ 4,856.00	
10 - 30	C.O.M.	\$ 4,687.00	

31 - 100	C.O.M.	\$	3,997.00
100 +	C.O.M.	\$	3,747.00

DANCE FLOORS

Original Oak Dance Floor Trim - Panels Discontinued

Model Number	Description	List Price	Weight
W2094-101	Straight tongued strip	\$ 164.00	
W2094-102	Straight grooved strip	\$ 164.00	
W2094-103	R.H. tongued corner	\$ 164.00	
W2094-104	L.H. tongued corner	\$ 164.00	
W2094-105	R.H. grooved corner	\$ 164.00	
W2094-106	L.H. grooved corner	\$ 164.00	
CADDY			
DSC14P	25-Panel Caddy	\$ 1,746.00	

Gold only

Cam-Lock Oak Dance Floor Trim - Panels Discontinued

Model Number	Description	List Price	Weight
W5094-101	Straight tongued strip	\$ 260.00	
W5094-102	Straight grooved strip	\$ 260.00	
W5094-103	R.H. tongued corner	\$ 260.00	
W5094-104	L.H. tongued corner	\$ 260.00	
W5094-105	R.H. grooved corner	\$ 260.00	
W5094-106	L.H. grooved corner	\$ 260.00	
CADDY			
DSC14P	25-Panel Caddy	\$ 1,746.00	

Add B to end of trim model number for Black Trim. Add C to end of trim model number for Silver.

Starlight II Dance Floor *using 4x4 panel

FLOOR SIZE	Description	List Price	Weight
8' x 8'	Includes (4) Panels and (8) Trim	\$ 8,844.00	
8' x 12'	Includes (6) Panels and (10) Trim	\$ 12,532.00	
8' x 16'	Includes (8) Panels and (12) Trim	\$ 16,220.00	
12' x 12'	Includes (9) Panels and (12) Trim	\$ 17,697.00	
12' x 16'	Includes (12) Panels and (14) Trim	\$ 22,862.00	
12' x 20'	Includes (15) Panels and (16) Trim	\$ 28,027.00	
12' x 24'	Includes (18) Panels and (18) Trim	\$ 33,192.00	
16' x 16'	Includes (16) Panels and (16) Trim	\$ 29,504.00	
16' x 20'	Includes (20) Panels and (18) Trim	\$ 36,146.00	
16' x 24'	Includes (24) Panels and (20) Trim	\$ 42,788.00	
16' x 28'	Includes (28) Panels and (22) Trim	\$ 49,430.00	
16' x 32'	Includes (32) Panels and (24) Trim	\$ 56,072.00	
20' x 20'	Includes (25) Panels and (20) Trim	\$ 44,265.00	
20' x 24'	Includes (30) Panels and (22) Trim	\$ 52,384.00	
20' x 28'	Includes (35) Panels and (24) Trim	\$ 60,503.00	
20' x 32'	Includes (40) Panels and (26) Trim	\$ 68,622.00	
24' x 24'	Includes (36) Panels and (24) Trim	\$ 61,980.00	
24' x 28'	Includes (42) Panels and (26) Trim	\$ 71,576.00	
24' x 32'	Includes (48) Panels and (28) Trim	\$ 81,172.00	
24' x 36'	Includes (54) Panels and (30) Trim	\$ 90,768.00	
28' x 28'	Includes (49) Panels and (28) Trim	\$ 82,649.00	
28' x 32'	Includes (56) Panels and (30) Trim	\$ 93,722.00	
28' x 36'	Includes (63) Panels and (32) Trim	\$ 104,795.00	
32' x 32'	Includes (64) Panels and (32) Trim	\$ 106,272.00	
32' x 36'	Includes (72) Panels and (34) Trim	\$ 118,822.00	
32' x 40'	Includes (80) Panels and (36) Trim	\$ 131,372.00	
36' x 36'	Includes (81) Panels and (36) Trim	\$ 132,849.00	
36' x 40'	Includes (90) Panels and (38) Trim	\$ 146,876.00	
36' x 44'	Includes (99) Panels and (40) Trim	\$ 160,903.00	
40' x 40'	Includes (100) Panels and (40) Trim	\$ 162,380.00	
40' x 44'	Includes (110) Panels and (42) Trim	\$ 177,884.00	
40' x 48'	Includes (120) Panels and (44) Trim	\$ 193,388.00	
44' x 48'	Includes (132) Panels and (46) Trim	\$ 211,846.00	

Model Number	Description	List Price	Weight
Starlight II Dance Floor Panels			
DSP54W	White panel	\$ 1,477.00	
DSP54K	Black panel	\$ 1,477.00	
DSP54B	Northern Birch	\$ 1,477.00	
DSP54R	Cherry Rose	\$ 1,477.00	
DSP54A	Amber Cherry	\$ 1,477.00	
DSP54AQK	White Driftwood	\$ 1,477.00	
DSP54ARP	Sterling Ash	\$ 1,477.00	
DSP54ARS	Colombian Walnut	\$ 1,477.00	
DSP54ATS	Neowalnut	\$ 1,477.00	
DSP54ATT	Buka Bark	\$ 1,477.00	
DSP54ATM	Boardwalk Oak	\$ 1,477.00	
DSP54ATU	Portico Teak	\$ 1,477.00	
DSP54ANH	Pasadena Oak	\$ 1,477.00	
DSP54?24X	2' x 4' Panel (all colors)	\$ 982.00	
DSP54?GTP	2' x 4' Panel with tent pole hole w/groove (all colors) *	\$ 1,280.00	
DSP54?TTP	2' x 4' Panel with tent pole hole w/tongue (all colors) *	\$ 1,280.00	
Gold, Silver or Black Starlight II Trim			
W2700-401L	Straight tongued strip	\$ 367.00	
W2700-402L	Straight grooved strip	\$ 367.00	
W2700-403L	R.H. tongued corner	\$ 367.00	
W2700-404L	L.H. tongued corner	\$ 367.00	
W2700-405L	R.H. grooved corner	\$ 367.00	
W2700-406L	L.H. grooved corner	\$ 367.00	
W2700-401L24X	2' Straight tongue strip	\$ 367.00	
W2700-402L24X	2' Straight grooved strip	\$ 367.00	
DSC14S	Caddy for 4'x4' Panels	\$ 2,409.00	
283215	3 Ft. T-Allen wrench for CAM-LOCK, CAM-LAM, and Starlight II	\$ 305.00	

Cam - Lam Dance Floor

FLOOR SIZE	Description	List Price	Weight
8' x 8'	Includes (4) Panels and (8) Trim	\$ 7,044.00	
8' x 12'	Includes (6) Panels and (10) Trim	\$ 9,832.00	
8' x 16'	Includes (8) Panels and (12) Trim	\$ 12,620.00	
12' x 12'	Includes (9) Panels and (12) Trim	\$ 13,647.00	
12' x 16'	Includes (12) Panels and (14) Trim	\$ 17,462.00	
12' x 20'	Includes (15) Panels and (16) Trim	\$ 21,277.00	
12' x 24'	Includes (18) Panels and (18) Trim	\$ 25,092.00	
16' x 16'	Includes (16) Panels and (16) Trim	\$ 22,304.00	
16' x 20'	Includes (20) Panels and (18) Trim	\$ 27,146.00	
16' x 24'	Includes (24) Panels and (20) Trim	\$ 31,988.00	
16' x 28'	Includes (28) Panels and (22) Trim	\$ 36,830.00	
16' x 32'	Includes (32) Panels and (24) Trim	\$ 41,672.00	
20' x 20'	Includes (25) Panels and (20) Trim	\$ 33,015.00	
20' x 24'	Includes (30) Panels and (22) Trim	\$ 38,884.00	
20' x 28'	Includes (35) Panels and (24) Trim	\$ 44,753.00	
20' x 32'	Includes (40) Panels and (26) Trim	\$ 50,622.00	
24' x 24'	Includes (36) Panels and (24) Trim	\$ 45,780.00	
24' x 28'	Includes (42) Panels and (26) Trim	\$ 52,676.00	
24' x 32'	Includes (48) Panels and (28) Trim	\$ 59,572.00	
24' x 36'	Includes (54) Panels and (30) Trim	\$ 66,468.00	
28' x 28'	Includes (49) Panels and (28) Trim	\$ 60,599.00	
28' x 32'	Includes (56) Panels and (30) Trim	\$ 68,522.00	
28' x 36'	Includes (63) Panels and (32) Trim	\$ 76,445.00	
32' x 32'	Includes (64) Panels and (32) Trim	\$ 77,472.00	
32' x 36'	Includes (72) Panels and (34) Trim	\$ 86,422.00	
32' x 40'	Includes (80) Panels and (36) Trim	\$ 95,372.00	
36' x 36'	Includes (81) Panels and (36) Trim	\$ 96,399.00	
36' x 40'	Includes (90) Panels and (38) Trim	\$ 106,376.00	
36' x 44'	Includes (99) Panels and (40) Trim	\$ 116,353.00	
40' x 40'	Includes (100) Panels and (40) Trim	\$ 117,380.00	
40' x 44'	Includes (110) Panels and (42) Trim	\$ 128,384.00	
40' x 48'	Includes (120) Panels and (44) Trim	\$ 139,388.00	
44' x 48'	Includes (132) Panels and (46) Trim	\$ 152,446.00	

Model Number	Description	List Price	Weight
Cam-Lam Dance Floor Panels			
DLP24B	Northern Birch panel	\$ 1,027.00	
DLP24R	Cherry Rose panel	\$ 1,027.00	
DLP24K	Black panel	\$ 1,027.00	
DLP24W	White panel	\$ 1,027.00	
DLP24A	Amber Cherry	\$ 1,027.00	
DLP24AQK	White Driftwood	\$ 1,027.00	
DLP24ARP	Sterling Ash	\$ 1,027.00	
DLP24ARS	Colombian Walnut	\$ 1,027.00	
DLP24ATS	Neowalnut	\$ 1,027.00	
DLP24ATT	Buka Bark	\$ 1,027.00	
DLP24ATM	Boardwalk Oak	\$ 1,027.00	
DLP24ATU	Portico Teak	\$ 1,027.00	
DLP24ANH	Pasadena Oak	\$ 1,027.00	
Gold, Silver or Black Trim			
W2700-401L	Straight tongued strip	\$ 367.00	
W2700-402L	Straight grooved strip	\$ 367.00	
W2700-403L	R.H. tongued corner	\$ 367.00	
W2700-404L	L.H. tongued corner	\$ 367.00	
W2700-405L	R.H. grooved corner	\$ 367.00	
W2700-406L	L.H. grooved corner	\$ 367.00	
CADDY			
DSC14S	Caddy for 4'x4' Panels	\$ 2,408.00	
283215	3 Ft. T-Allen wrench for CAM-LOCK, CAM-LAM, and Starlight II	\$ 305.00	

GENERAL SALES POLICY

ORDERING PROCEDURES:

The customer should place their order on their own numbered order form, indicating the quantity, model number, catalog number, top color, stool color, height, shipping method and preferred routing. Written orders confirming phone orders must be marked "confirming" otherwise the customer may be liable for the cost of recovering duplicate shipments.

PRICES:

Prices are based on specifications as shown in our literature and as described in this price sheet. Any deviation must be repriced from the factory. We reserve the right to substitute materials if materials are not available, and to make design changes which, in our opinion, improve the product. Prices are subject to change without notice.

STANDARD PRODUCTS:

SICO® standard products are produced to fulfill specific order requests, therefore, no standard product will be accepted for return unless a SICO America Inc. representative provides written consent and the customer approves and returns the "SICO Return Material Authorization Request" form.

Standard products that will be given consideration for return must meet the following conditions:

- *Not older than 60 days from the shipment date.
- *The standard product(s) must never have been used.
- *The standard product(s) must be able to be returned in their original packaging material.

In addition, the following applies if consent is provided for the return of standard product(s):

- *A 25% handling charge will be made on all returns.
- *The customer is accountable for the cost of freight "there and back" to the specified SICO America Inc. location.
- *If the standard product(s) is damaged when received by SICO America, Inc., the customer will not receive any credit for the standard product(s) return.

NON-STANDARD PRODUCT(S) ARE NOT ACCEPTED FOR RETURN UNDER ANY CONDITIONS.
--

TAXES: Unfortunately, sometimes the collection of taxes is imposed on the manufacturer. Therefore, there shall be added to the sale price, any excise, sales, occupation, use, or any other tax imposed upon the manufacturer incident to this sales unless otherwise noted on the order.

CREDIT: All orders will be subject to the approval of the SICO credit department.

TERMS: Net 30 days.

TRANSPORTATION RESPONSIBILITY: SICO products are shipped F.O.B. factory either from Minneapolis, Minnesota, Conway, Arkansas or Belleville, Wisconsin. This means that the buyer, and not the seller, owns the goods and carries all the risk of loss or damage after the goods leave the factory. It is the buyer's responsibility to inspect the shipment upon delivery before accepting delivery in good condition. Any damage, visible or concealed, must be noted on the carrier's delivery receipt in the presence of the driver. This should be done before signing the bill of lading accepting the goods in good condition. If concealed damage is suspected, the merchandise should be uncartoned and inspected within 5 days after delivery. Save all cartons and request an inspection from the freight company within that same period. The customer is responsible to file a freight claim. SICO will assist in filing loss or damage claims upon receipt of proper documents, but cannot be responsible for the actual collection of claims or replacement of order.

DELIVERY: SICO assumes no liability for damages on account of delay in delivery resulting from any cause whatsoever beyond its reasonable control.

Prices Effective December 1, 2022 through May 30, 2023

Prices are subject to change without notice.

© SICO Incorporated

www.sicoinc.com

