

## Seating

Effective January 1, 2023 USA  
Updated June 1, 2023



# PRICE LIST seating



# think global

## THE GLOBAL EDGE

### ERGONOMICS IN THE TOTAL OFFICE

- One stop shopping for a full range of office furniture.
- Seating, desks, tables, files, modular furniture, panels and accessories.
- Ergonomics, competitive pricing and built-in value.

### STRENGTH AND STABILITY

- Established in 1966.
- One of North America's largest office furniture manufacturers.
- Manufacturing and showrooms worldwide.

### QUICK SHIP - INSTOCK

- Thousands of products available in a 2 day quickship program.
- Hundreds of products in stock for immediate delivery.

### STRONG LOCAL REPRESENTATION

- Service and expert advice where you are, when you need it!

### MANUFACTURING CAPABILITY

- Vertical integration ensures "start to finish" control.
- Ongoing research and investment in new, innovative production technology.

### QUALITY ASSURANCE

- Quality Assurance Program is qualified by C.G.S.B. ISO9001 standards.
- On-site furniture testing facility.
- Product and components are tested to meet or exceed ANSI/BIFMA standards.

### ENVIRONMENTAL COMMITMENT

- Continuous development of "earth friendly" programs.
- One of the first molded foam manufacturers to create ozone friendly, CFC and HFC-free process.
- Seat and back pans are made from recyclable plastics and wood waste, enabling little waste and cost effective products.

## SYMBOL IDENTIFICATION

Each seating product with an RTA code identifies the assembly requirements.

### RTA 00

FULLY ASSEMBLED

### RTA 1

SIMPLE ASSEMBLY (No Tools Required)

Parts to Install:

- Casters
- Base
- Pneumatic Cylinder/Cover can

### RTA 2

MODEST ASSEMBLY (Tools Supplied, if necessary)

Parts to Install:

- Casters
- Base
- Pneumatic Cylinder/Cover can
- Back

### RTA 4

MODERATE ASSEMBLY (Tools Supplied)

Parts to Install:

- Casters
- Base
- Pneumatic Cylinder/Cover can
- Back
- Armrest

### RTA 8

FULL ASSEMBLY (Tools Supplied)

Parts to Install:

- Casters
- Base
- Pneumatic Cylinder/Cover can
- Back
- Armrest
- Mechanism



Global's Certified Products are in compliance with the stringent emission guidelines set by the GREENGUARD Environmental Institute and include all Upholstered Seating. To obtain a GREENGUARD or GREENGUARD Gold Certificate for any product, please go to the Environmental Commitment section on our website [www.globalfurnituregroup.com](http://www.globalfurnituregroup.com) and click on "GREENGUARD".



level™ certification, based on the ANSI/BIFMA e3-2012 furniture sustainability standard, sets furniture manufacturers on a path toward greater sustainability over time. Based on environmental and social criteria set forth in the standard, a product's entire supply chain is assessed.

Certification assessment includes an evaluation of specific corporate policies and guidelines and an assessment of associated company manufacturing facilities. Products must meet quantifiable milestones of environmental and social performance at every step of development.

The quantitative assessment addresses four categories: material use, energy and atmosphere impacts, human and ecosystem health and social responsibility.

Manufacturers earn points in each of the four categories. The level™ brand and its numeric rating of 1, 2 or 3 indicate what threshold of certification a product has achieved. level™ 3 is the highest rating.



All products with this designation are suitable for UPS shipment throughout the United States.

# TABLE OF CONTENTS

|   |                                    |                           |
|---|------------------------------------|---------------------------|
| <b>A</b>                                  |                                    | <b>K</b>                  |
| Academic Task .....399                    | Enterprise .....30                 | Kate .....304             |
| Arno .....22                              | Erin .....172                      |                           |
| Arturo .....23                            | <b>F</b>                           | <b>L</b>                  |
| Aspen .....24                             | Factor .....34                     | Layne .....178            |
| Auburn .....26                            | File Buddy .....174                | Lite .....180             |
|   | Flap .....175                      | Loover .....57            |
| <b>B</b>                                  |                                    | Luray .....61             |
| Bakhita .....128                          | <b>G</b>                           | Lux .....305              |
| Ballara .....248                          | G1 .....36                         |                           |
| Beach .....131                            | G20 .....38                        | <b>M</b>                  |
| Beam Seating .....132                     | Global Accord .....39              | Malaga .....64            |
| Braden .....260                           | Goal .....43                       | Malaga TS .....379        |
| Bridges II Collaborative Seating .....263 | Graham .....45                     | Marche .....185           |
|   | Granada .....46                    | Mayne .....187            |
| <b>C</b>                                  | Granada Deluxe .....51             | Mirage .....65            |
| Calidon .....271                          | Granada Deluxe TS .....379         | ML .....307               |
| Camino .....277                           | Graphic .....55                    | ML Park .....307          |
| Caprice .....142                          |                                    | Moda Four-Legged .....188 |
| Chap .....144                             | <b>I</b>                           | Moda Stacking .....189    |
| Citi .....282                             | Industrial Seating .....401        |                           |
| Citi Square .....287                      | Industrial ESD .....406            | <b>N</b>                  |
| Comet .....146                            | Industrial Clean Room .....410     | Novello .....66           |
| Concorde .....27                          | Industrial Anti-Microbial .....415 |                           |
|   | Industrial Wipe Down .....418      |                           |
| <b>D</b>                                  | Islands .....177                   |                           |
| Diplomat .....29                          | <b>J</b>                           |                           |
| Drift .....296                            | Jeo .....301                       |                           |
| Duet .....150                             |                                    |                           |
| Duet tables .....169                      |                                    |                           |

## O

|                              |     |
|------------------------------|-----|
| ObusForme Comfort + XL ..... | 70  |
| Orion.....                   | 310 |

## P

|               |     |
|---------------|-----|
| Popcorn ..... | 191 |
| Prairie ..... | 311 |
| Prefer .....  | 76  |

## R

|                            |     |
|----------------------------|-----|
| River .....                | 312 |
| River Personal Harbor..... | 328 |
| River+ .....               | 330 |
| Robust .....               | 385 |
| Roma .....                 | 78  |
| Roma Nester .....          | 196 |

## S

|                            |     |
|----------------------------|-----|
| Sas .....                  | 198 |
| Saxon .....                | 386 |
| Sidero .....               | 200 |
| Sirena .....               | 362 |
| Solar .....                | 83  |
| Solo .....                 | 85  |
| Sonic .....                | 204 |
| Sora .....                 | 87  |
| Spritz .....               | 89  |
| Spritz multi-purpose ..... | 220 |
| Spyker .....               | 223 |
| Stream .....               | 224 |
| Supra .....                | 94  |
| Supra X .....              | 96  |
| Synopsis .....             | 99  |

## T

|                   |     |
|-------------------|-----|
| Tamiri .....      | 102 |
| Traditional ..... | 104 |
| Triumph .....     | 108 |
| Truform .....     | 109 |
| Twilight .....    | 236 |
| Tye .....         | 112 |

## V

|                  |     |
|------------------|-----|
| Venture.....     | 366 |
| Vion .....       | 115 |
| Vion guest ..... | 239 |
| Vitrola.....     | 369 |

## W

|                  |     |
|------------------|-----|
| Weev .....       | 123 |
| Wind.....        | 371 |
| Wind Linear..... | 373 |

## Z

|            |     |
|------------|-----|
| Zoma ..... | 244 |
|------------|-----|

## REFERENCES/PROGRAMS




































|  |       |
|--|-------|
| Seating by Category Types.....         | 4-11  |
| Suggested Applications by Series ..... | 12-13 |
| Ergonomic Features and Benefits .....  | 14    |
| Mechanism Adjustments .....            | 15    |
| How to Order Seating .....             | 16    |
| Act Performance Symbols .....          | 17    |
| 2Day Lightning.....                    | 18    |
| Heavy Duty/24 Hour .....               | 378   |
| How to select armrests .....           | 390   |
| Arm selections .....                   | 391   |
| Caster selections .....                | 394   |
| Cylinder chart .....                   | 396   |
| Duet + Popcorn glide selections .....  | 397   |
| Specialty seating.....                 | 406   |
| Textiles + Finishes .....              | 424   |
| COM Authorization Form.....            | 429   |
| Terms/Conditions/Warranty .....        | 432   |

# SEATING BY CATEGORY TYPE




















## WORK/TASK SEATING

### Task

|  |  |   |
|--|--|---|
|  Arno.....22              |  Luray .....61                  |  Stream.....91     |
|  Aspen .....24            |  Malaga .....64                 |  Supra .....94     |
|  Duet.....128             |  Novello .....66                |  Supra X .....96   |
|  Enterprise .....30       |  ObusForme Comfort + XL .....70 |  Synopsis .....99  |
|  Factor .....34           |  Popcorn .....191               |  Tamiri .....102   |
|  G1 .....36               |  Prefer .....76                 |  Triumph .....108  |
|  G20 .....38             |  Roma .....78                  |  Truform .....109 |
|  Goal .....43           |  Solar .....83                |  Tye .....112    |
|  Graham .....45         |  Solo .....85                 |  Vion .....115   |
|  Granada .....46        |  Sonic.....204                |  Weev .....123   |
|  Granada Deluxe .....51 |  Sora .....87                 |   |
|  Graphic .....55        |  Spritz .....89               |   |
|  Loover .....57         |  |   |

# SEATING BY CATEGORY TYPE

## Conference/Management

























|   |  |  |
|---|--|--|
|  Arno .....22          |  Kate.....304   |  Solar .....83        |
|  Arturo .....23        |  Luray .....61  |  Solo .....85         |
|  Diplomat .....29      |  Mirage .....65 |  Supra .....94        |
|  Enterprise .....30    |  Roma .....78   |  Synopsis .....99     |
|  Global Accord .....39 |  |  Tamiri .....102      |
|  Graphic .....55       |  |  Traditional .....104 |
|  Jeo .....301          |  |  |

# SEATING BY CATEGORY TYPE

## Executive

|  |   |  |
|--|---|--|
|  Arno .....22     |  Enterprise.....30     |  |
|  Arturo .....23   |  Global Accord .....39 |  Synopsis.....99      |
|  Auburn .....26   |  Luray .....61         |  Tamiri .....102      |
|  Concorde .....27 |  Mirage .....65        |  Traditional .....104 |
|  Diplomat.....29  |   |  |














## Height Adjustable Stools

|  |  |  |
|--|--|--|
|  Aspen .....24            |  Loover .....57                   |  Spritz .....89     |
|  Duet.....150           |  Malaga .....64                  |  Stream.....91    |
|  Factor .....34         |  Novello .....66                |  Supra X.....96   |
|  G1 Ergo Select .....36 |  ObusForme Comfort + XL .....70 |  Synopsis .....99 |
|  Global Accord .....39  |  Prefer .....76                 |  Truform .....109 |
|  Goal .....43           |  Roma .....78                   |  Tye .....112     |
|  Granada .....46        |  Solar .....83                  |  Vion .....115    |
|  Granada Deluxe .....51 |  |  Weev .....123    |
|  Graphic .....55        |  |  |




















MULTI-PURPOSE SEATING

Stacking

|  |  |   |
|--|--|---|
|  Bakhita .....128 |  Popcorn .....191 |  Stream .....224     |
|  Comet .....146   |  Sas .....198     |  Vion guest .....239 |
|  Duet .....150    |  Sidero .....200  |  Zoma .....244       |
|  Flap.....175     |  Sonic .....204   |   |
|  Moda.....189     |  Spyker .....223  |   |






Guest (Metal)

|   |  |   |
|---|--|---|
|  Arno.....22       |  Kate.....304     |  Stream .....224     |
|  Caprice .....142  |  Lite .....180    |  Twilight .....236   |
|  Comet .....146    |  Marche .....185  |  Vion guest .....239 |
|  Diplomat .....149 |  Popcorn .....191 |   |
|  Enterprise.....30 |  Sas .....198     |   |
|  Erin.....172      |  Sidero .....200  |   |
|  Jeo .....301      |  Sonic .....204   |   |



# SEATING BY CATEGORY TYPE
















## Guest (Wood)

|  |  |  |
|--|--|--|
|  Beach .....131 |  Islands .....177 |  Mayne .....187 |
|  Chap .....144  |  Layne .....178   |  |














## Nesting

|  |  |
|--|--|
|  Roma Nester .....196 |  Spritz Nester .....220 |
|--|--|

## Tandem/Beam/Pedestal

|  |   |  |
|--|---|--|
|  Duet (Beam) .....137             |  Roma (Pedestal).....78      |  Synopsis (Pedestal).....99 |
|  Duet (Pedestal).....150          |  Sidero (Beam) .....139      |  Vion (Beam) .....140       |
|  Global Accord (Pedestal).....39 |  Sonic (Beam) .....139     |  Vion (Pedestal).....115   |
|  Luray (Pedestal).....61        |  Sonic (Pedestal).....204  | Beam Seating .....132  |
|  Novello (Pedestal).....66      |  Spritz (Pedestal).....220 |  |
|  Popcorn (Beam) .....138        |  Stream (Pedestal).....224 |  |












## Stools

|   |  |   |
|---|--|---|
|  Diplomat .....149   |  ML.....307       |  Sonic .....204      |
|  Duet .....150       |  Popcorn .....191 |  Stream .....224     |
|  Drift.....296       |  Sas .....198     |  Twilight .....236   |
|  File Buddy .....174 |  Sidero .....200  |  Vion guest .....239 |
|  Marche .....185     |  |   |



**EDUCATION**

**Classroom**

|  |  |  |
|--|--|--|
|  Academic Task .....399 |  Novello .....66      |  Sonic .....204         |
|  Duet .....150          |  Popcorn .....191     |  Spritz Nester .....220 |
| Duet tables .....169   |  Roma Nester .....196 |  Supra X .....96        |
|  Graphic .....55        |  Sidero .....200      |  Vion .....115          |

**Work + Task**






|   |  |  |
|---|--|--|
|  G1 .....36       |  Novello .....66                 |  Spritz .....89    |
|  Granada .....46 |  ObusForme Comfort + XL .....70 |  Supra X .....96  |
|  Graphic .....55 |  Prefer .....76                 |  Truform .....109 |
|  Loover .....57  |  Roma .....78                   |  Vion .....115    |
|   |  Sora .....87                   |  |

**Guest**

|  |  |   |
|--|--|---|
|  Caprice .....142 |  Islands .....177     |  Sonic .....204      |
|  Duet .....150    |  Roma Nester .....196 |  Vion guest .....239 |
|  Graphic .....55  |  Sidero .....200      |  Zoma .....244       |

# SEATING BY CATEGORY TYPE

## Lecture Hall

|   |  |  |
|---|--|--|
|  Duet (Beam) .....137    |  Sidero (Beam) .....139 |  Vion (Beam) .....140 |
|  Popcorn (Beam) .....138 |  Sonic (Beam) .....139  |  |



## Lab Seating + Stools

|  |   |   |
|--|---|---|
|  Caprice .....142 |  Novello .....66 |  Spritz .....89  |
|  Duet .....150    |  Sidero .....200 |  Supra X .....96 |
|  Graphic .....55  |  Sonic .....204  |  Vion .....115   |












## Cafeteria

|  |   |  |
|--|---|--|
|  Bakhita .....128 |  Sas .....198      |  Sonic .....204   |
|  Duet .....150   |  Popcorn .....191 |  Spyker .....223 |

## Lounge

|  |  |  |
|--|--|--|
|  Ballara .....248 |  Citi Square .....287 |  River+ .....330      |
|  Citi .....282    |  Orion .....310       |  Sirena .....362      |
|  Drift .....296   |  River .....312       |  Wind Linear .....373 |

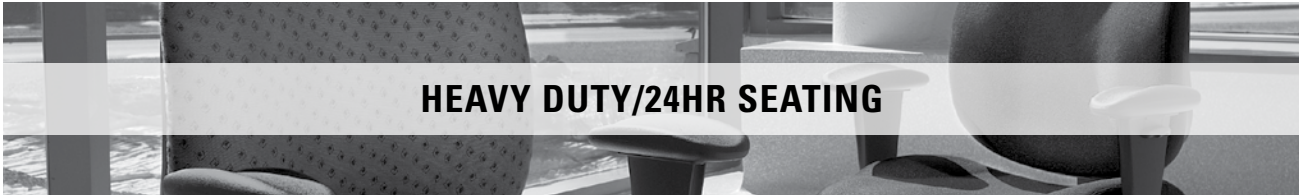
## Stacking & Nesting

|  |  |   |
|--|--|---|
|  Bakhita .....128     |  Sas .....198           |  Spyker .....223 |
|  Duet .....150        |  Sidero .....200        |  Stream .....224 |
|  Popcorn .....191     |  Sonic .....204         |  Zoma .....244   |
|  Roma Nester .....196 |  Spritz Nester .....220 |   |



**LOUNGE SEATING**

|  |                  |                 |
|--|------------------|-----------------|
| Ballara.....248                        | Kate.....304     | River+ .....330 |
| Braden.....260                         | Lux.....305      | Sirena.....362  |
| Bridges II Collaborative Seating...263 | ML.....307       | Venture.....366 |
| Camino .....277                        | ML Park .....309 | Vitrola.....369 |
| Citi.....282                           | Orion.....310    | Wind.....371    |
| Drift.....296                          | Prairie.....311  |                 |
| Jeo .....301                           | River .....312   |                 |



**HEAVY DUTY/24HR SEATING**

|                                  |                               |                     |
|----------------------------------|-------------------------------|---------------------|
| Concorde Executive 24HR .....382 | Malaga TS .....379            | Saxon .....386      |
| G1 Ergo Select TS .....383       | ObusForme Comfort TS .....380 | Truform TS .....381 |
| Granada TS .....378              | Robust .....385               | Vion TS .....387    |
| Granada Deluxe TS .....379       |                               |                     |

# SUGGESTED APPLICATIONS BY SERIES

| SERIES                     | SUGGESTED APPLICATION | ACADEMIC SEATING | CAFETERIA SEATING | CONFERENCE ROOM SEATING | ERGONOMIC AND TASK | EXECUTIVE TASK SEATING | HEAVY DUTY SEATING | HOSPITALITY SEATING | GUEST SEATING | LOUNGE/RECEPTION SEATING | MANAGEMENT SEATING | MEETING ROOM SEATING | MULTI PURPOSE SEATING | PUBLIC SEATING | STACKING SEATING | STOOLS | TABLET SEATING | TECHNICAL SEATING | WOOD GUEST SEATING |
|----------------------------|-----------------------|------------------|-------------------|-------------------------|--------------------|------------------------|--------------------|---------------------|---------------|--------------------------|--------------------|----------------------|-----------------------|----------------|------------------|--------|----------------|-------------------|--------------------|
| ARNO                       |                       |                  | •                 |                         |                    |                        |                    | •                   |               | •                        | •                  |                      |                       |                |                  |        |                |                   |                    |
| ARTURO                     |                       |                  | •                 |                         |                    |                        |                    |                     |               | •                        |                    |                      |                       |                |                  |        |                |                   |                    |
| ASPEN                      |                       |                  |                   | •                       | •                  |                        |                    |                     |               | •                        | •                  |                      |                       |                |                  |        |                |                   |                    |
| AUBURN                     |                       |                  | •                 |                         |                    |                        |                    |                     |               | •                        |                    |                      |                       |                |                  |        |                |                   |                    |
| BAKHITA                    | •                     | •                |                   |                         |                    |                        |                    |                     |               |                          |                    | •                    |                       | •              |                  |        |                |                   |                    |
| BALLARA                    |                       |                  |                   |                         |                    |                        | •                  |                     | •             |                          |                    |                      |                       |                |                  | •      |                |                   |                    |
| BEACH                      |                       |                  |                   |                         |                    | •                      | •                  | •                   |               |                          |                    | •                    | •                     |                |                  |        |                |                   | •                  |
| BEAM SEATING               | •                     | •                |                   |                         |                    | •                      | •                  |                     |               |                          |                    |                      |                       |                |                  |        |                |                   |                    |
| BRADEN                     |                       |                  |                   |                         |                    |                        |                    | •                   |               |                          |                    |                      |                       |                |                  |        |                |                   |                    |
| BRIDGES II COLLAB. SEATING |                       |                  |                   |                         |                    | •                      | •                  | •                   |               |                          |                    | •                    |                       |                |                  |        |                |                   |                    |
| CAMINO                     |                       |                  |                   |                         |                    | •                      | •                  | •                   |               |                          |                    |                      |                       |                |                  |        |                |                   |                    |
| CAPRICE                    |                       | •                |                   |                         |                    |                        |                    | •                   |               |                          |                    | •                    |                       |                |                  | •      |                |                   |                    |
| CHAP                       |                       |                  |                   |                         |                    | •                      | •                  | •                   |               |                          |                    |                      |                       |                |                  |        |                |                   | •                  |
| CITI & CITI SQUARE         |                       |                  |                   |                         |                    |                        |                    | •                   | •             |                          |                    |                      | •                     |                |                  |        | •              |                   |                    |
| COMET                      |                       | •                |                   |                         |                    |                        |                    | •                   | •             |                          | •                  | •                    |                       |                |                  |        |                |                   |                    |
| CONCORDE                   |                       |                  |                   | •                       | •                  |                        |                    |                     |               |                          |                    |                      |                       |                |                  |        |                |                   |                    |
| DIPLOMAT                   |                       |                  | •                 |                         |                    |                        |                    | •                   |               | •                        | •                  |                      |                       |                |                  | •      |                |                   | •                  |
| DUET                       | •                     | •                | •                 | •                       |                    |                        |                    |                     | •             |                          | •                  | •                    | •                     | •              | •                | •      | •              |                   |                    |
| ENTERPRISE                 |                       |                  | •                 | •                       |                    |                        |                    | •                   |               | •                        | •                  |                      |                       |                |                  |        |                |                   |                    |
| FACTOR                     |                       |                  | •                 | •                       |                    |                        |                    |                     |               | •                        |                    |                      |                       |                |                  | •      |                |                   |                    |
| FILE BUDDY                 |                       |                  |                   |                         |                    |                        |                    |                     |               |                          |                    |                      | •                     |                |                  | •      |                |                   |                    |
| G1 ERGO SELECT             |                       |                  | •                 | •                       | •                  |                        |                    |                     |               | •                        |                    |                      |                       |                |                  |        | •              |                   |                    |
| G20                        |                       |                  | •                 | •                       | •                  |                        |                    |                     |               | •                        | •                  |                      |                       |                |                  |        |                |                   |                    |
| GLOBAL ACCORD              |                       |                  | •                 |                         |                    |                        |                    |                     |               | •                        | •                  |                      | •                     |                |                  | •      |                |                   |                    |
| GOAL                       | •                     |                  |                   | •                       |                    |                        |                    |                     |               |                          |                    |                      |                       |                |                  |        |                | •                 |                    |
| GRAHAM                     |                       |                  |                   | •                       |                    |                        |                    |                     |               |                          |                    |                      |                       |                |                  |        |                |                   |                    |
| GRANADA & GRANADA DELUXE   | •                     |                  |                   | •                       |                    | •                      |                    | •                   |               |                          |                    |                      |                       |                |                  | •      |                | •                 |                    |
| GRAPHIC                    |                       |                  | •                 |                         |                    |                        |                    |                     |               |                          | •                  |                      |                       |                |                  |        | •              |                   |                    |
| ISLANDS                    |                       |                  |                   |                         |                    | •                      | •                  | •                   |               |                          |                    |                      |                       |                |                  |        |                |                   | •                  |
| JEO                        |                       |                  |                   |                         |                    |                        |                    | •                   | •             |                          |                    |                      | •                     |                |                  |        |                |                   |                    |
| KATE                       |                       |                  | •                 |                         |                    |                        |                    | •                   |               |                          |                    |                      |                       |                |                  |        |                |                   |                    |
| LAYNE                      |                       |                  |                   |                         |                    | •                      | •                  |                     |               |                          |                    |                      |                       |                |                  |        |                |                   | •                  |
| LITE                       | •                     | •                |                   |                         |                    | •                      | •                  | •                   |               |                          |                    | •                    |                       |                |                  |        |                |                   |                    |
| LOOVER                     |                       |                  | •                 | •                       |                    |                        |                    | •                   |               | •                        |                    |                      |                       |                |                  |        |                |                   |                    |
| LURAY                      |                       |                  | •                 | •                       |                    |                        |                    |                     |               | •                        |                    |                      | •                     |                |                  |        |                |                   |                    |
| LUX                        |                       |                  |                   |                         |                    |                        |                    | •                   | •             |                          |                    |                      |                       |                |                  |        |                |                   |                    |
| MALAGA                     | •                     |                  |                   | •                       |                    | •                      |                    | •                   |               |                          |                    |                      |                       |                |                  | •      |                |                   |                    |
| MARCHE                     |                       |                  |                   |                         |                    | •                      | •                  |                     |               |                          | •                  |                      |                       |                |                  | •      |                |                   |                    |

# SUGGESTED APPLICATIONS BY SERIES

| SERIES             | SUGGESTED APPLICATION | ACADEMIC SEATING | CAFETERIA SEATING | CONFERENCE ROOM SEATING | ERGONOMIC AND TASK | EXECUTIVE TASK SEATING | HEAVY DUTY SEATING | HOSPITALITY SEATING | GUEST SEATING | LOUNGE/RECEPTION SEATING | MANAGEMENT SEATING | MEETING ROOM SEATING | MULTI PURPOSE SEATING | PUBLIC SEATING | STACKING SEATING | STOODLS | TABLET SEATING | TECHNICAL SEATING | WOOD GUEST SEATING |
|--------------------|-----------------------|------------------|-------------------|-------------------------|--------------------|------------------------|--------------------|---------------------|---------------|--------------------------|--------------------|----------------------|-----------------------|----------------|------------------|---------|----------------|-------------------|--------------------|
| MAYNE              |                       |                  |                   |                         |                    |                        |                    | •                   | •             |                          |                    |                      |                       |                |                  |         |                |                   | •                  |
| MIRAGE             |                       |                  |                   |                         |                    |                        |                    |                     |               |                          |                    |                      |                       |                |                  |         |                |                   |                    |
| ML                 |                       |                  | •                 |                         |                    |                        |                    | •                   | •             | •                        |                    |                      |                       |                |                  |         | •              |                   |                    |
| ML PARK            |                       |                  | •                 |                         |                    |                        |                    | •                   | •             | •                        |                    |                      |                       |                |                  |         | •              |                   |                    |
| MODA               |                       |                  | •                 |                         |                    |                        |                    |                     | •             |                          |                    |                      |                       |                | •                |         |                |                   |                    |
| NOVELLO            | •                     |                  |                   | •                       | •                  |                        |                    | •                   |               |                          | •                  | •                    | •                     |                |                  |         | •              |                   |                    |
| OBUSFORME COMFORT  |                       |                  |                   | •                       | •                  |                        |                    |                     |               | •                        |                    |                      |                       |                |                  |         |                |                   |                    |
| ORION              |                       |                  |                   | •                       | •                  | •                      |                    | •                   | •             |                          |                    |                      |                       |                |                  |         |                |                   |                    |
| POPCORN            |                       |                  | •                 | •                       |                    |                        |                    | •                   | •             |                          | •                  | •                    | •                     | •              |                  |         |                |                   |                    |
| PRAIRIE            |                       |                  |                   |                         |                    |                        |                    | •                   | •             |                          |                    |                      |                       |                |                  |         |                |                   |                    |
| RIVER              |                       |                  |                   |                         |                    |                        |                    | •                   | •             | •                        |                    |                      |                       | •              |                  |         |                |                   |                    |
| ROBUST             |                       |                  |                   |                         |                    | •                      |                    |                     |               | •                        |                    |                      |                       |                |                  |         |                |                   |                    |
| ROMA               |                       |                  | •                 | •                       | •                  |                        |                    |                     |               |                          | •                  | •                    | •                     |                |                  | •       |                |                   |                    |
| ROMA NESTER        |                       |                  |                   |                         |                    |                        |                    |                     |               |                          |                    | •                    | •                     |                |                  |         |                |                   |                    |
| SAS                |                       |                  | •                 |                         |                    |                        |                    | •                   | •             |                          |                    |                      |                       | •              | •                |         |                |                   | •                  |
| SAXON              |                       |                  |                   |                         |                    | •                      |                    |                     |               |                          |                    |                      |                       |                |                  |         |                |                   |                    |
| SIDERO             |                       |                  | •                 |                         |                    |                        |                    | •                   | •             |                          |                    | •                    |                       | •              | •                |         |                |                   |                    |
| SIRENA             |                       |                  |                   |                         |                    |                        |                    | •                   | •             |                          |                    |                      |                       |                |                  |         | •              |                   |                    |
| SOLAR              |                       |                  |                   | •                       | •                  |                        |                    | •                   |               |                          |                    |                      |                       |                |                  |         |                |                   |                    |
| SOLO               |                       |                  |                   | •                       |                    |                        |                    |                     | •             | •                        |                    |                      |                       |                |                  |         |                |                   |                    |
| SONIC              |                       |                  | •                 |                         | •                  |                        |                    | •                   | •             |                          | •                  | •                    | •                     | •              | •                | •       | •              |                   |                    |
| SPRITZ             | •                     | •                |                   | •                       |                    |                        |                    | •                   | •             |                          | •                  | •                    | •                     | •              | •                | •       |                |                   |                    |
| SPYKER             |                       |                  | •                 |                         |                    |                        |                    |                     |               |                          |                    | •                    |                       | •              |                  |         |                |                   |                    |
| STREAM             | •                     | •                |                   | •                       |                    |                        |                    | •                   | •             |                          | •                  | •                    | •                     | •              | •                | •       | •              |                   |                    |
| SUPRA              |                       |                  |                   | •                       |                    |                        |                    | •                   |               | •                        |                    |                      |                       |                |                  |         |                |                   |                    |
| SUPRA X            | •                     |                  |                   | •                       |                    |                        |                    |                     |               |                          |                    |                      |                       |                |                  |         | •              |                   |                    |
| SYNOPSIS           |                       |                  |                   | •                       | •                  |                        |                    | •                   |               | •                        | •                  |                      |                       |                |                  |         | •              |                   |                    |
| TAMIRI             |                       |                  |                   | •                       |                    |                        |                    | •                   |               | •                        |                    |                      |                       |                |                  |         |                |                   |                    |
| TRADITIONAL        |                       |                  |                   |                         |                    |                        |                    | •                   | •             | •                        |                    |                      |                       |                |                  |         |                |                   |                    |
| TRIUMPH            |                       |                  |                   |                         | •                  |                        |                    |                     |               | •                        |                    |                      |                       |                |                  |         |                |                   |                    |
| TRUFORM            |                       |                  |                   | •                       |                    | •                      |                    |                     |               | •                        |                    |                      |                       |                |                  |         |                | •                 |                    |
| TWILIGHT           |                       |                  | •                 |                         |                    |                        |                    | •                   |               |                          | •                  | •                    |                       |                |                  |         |                | •                 |                    |
| TYE                |                       |                  |                   | •                       | •                  |                        |                    | •                   |               |                          | •                  |                      |                       |                |                  |         |                | •                 |                    |
| VENTURE            |                       |                  |                   |                         |                    |                        |                    | •                   | •             |                          |                    |                      | •                     |                |                  |         |                |                   |                    |
| VION               |                       |                  |                   | •                       | •                  | •                      | •                  | •                   | •             | •                        |                    |                      | •                     | •              | •                |         |                |                   |                    |
| VITROLA            |                       |                  |                   |                         |                    |                        |                    | •                   |               |                          |                    |                      | •                     |                |                  |         |                |                   |                    |
| WEEV               |                       |                  |                   | •                       | •                  |                        |                    |                     |               |                          | •                  |                      |                       |                |                  |         |                | •                 |                    |
| WIND & WIND LINEAR |                       |                  |                   |                         |                    |                        |                    |                     | •             |                          |                    |                      |                       |                |                  |         |                |                   |                    |
| ZOMA               |                       |                  | •                 |                         |                    |                        |                    | •                   | •             |                          | •                  | •                    | •                     |                | •                |         |                |                   |                    |

# ERGONOMIC FEATURES & BENEFITS

EACH GLOBAL CHAIR IS BUILT WITH FEATURES THAT ARE ERGONOMICALLY DESIGNED TO PROMOTE GOOD POSTURE AND PROVIDE MAXIMUM COMFORT. WHILE FULLY SUPPORTING YOUR BODY, THESE FEATURES SHOULD ALSO ALLOW YOU TO ADJUST YOUR CHAIR TO FIT YOU.



## A TENSION ADJUSTMENT

Increase or decrease to match body weight. Allows you to rock comfortably, without heavy pushing, reducing muscle fatigue.



## B CHAIR TILT LOCK

Lock the tilt movement in position(s) to accommodate your working posture. Allows you to lock your chair in a comfortable and supportive position. (Can be either single position or infinite style).



## C SEAT HEIGHT

Raise or lower to allow your feet to rest flat on the floor. Avoids pressure under your thighs, easing blood flow.



## D BACK HEIGHT

Raise or lower to position lumbar support in your lumbar area. Reduces likelihood of back pain.



## E SEAT DEPTH

Change the depth of the seat to accommodate the length of your thighs. Keeps your back in contact with the backrest while avoiding pressure behind your knees.



## F FORWARD SEAT ANGLE

Allows chair to tilt forward changing the angle of your thighs in relation to the floor. Helps reduce disc pressure during forward leaning tasks.



## G BACK ANGLE

Adjust to change the angle of your torso in relation to your thighs. Helps reduce disc pressure and relaxes your back muscles.



## H ARM HEIGHT

Raise or lower to support your forearms. Reduces muscular effort in neck and shoulders, minimizing risk of pain.



## J KNEE-TILT MOVEMENT

Chair tilt pivot point is toward the front of the seat. Stability is maintained as the user reclines, keeping their feet on the floor and maintaining the same torso to thigh angle.



## L SYNCHRO-TILT MOVEMENT

The seat pivots at the center point, while the backrest reclines at a faster rate than the seat, increasing the angle between the user's torso and thighs. Enhances comfort and encourages dynamic body movement.



## M WATERFALL SEAT EDGE

Reduces pressure at the back of the knee, contributing to good blood flow.



## N CONTOURED CUSHION

Supports the body effectively, allowing you to sit longer without discomfort.



## P VIBRATING SEAT & BACK

Soothing effect contributes to your relaxation during work breaks.



## Q WIDTH ADJUSTABLE ARMS

Allows outward movement of armrests to match shoulder breadth. Ensures armrests properly support forearms, reducing muscular efforts in neck and shoulders.



## R ARM ROTATION

Rotate armcaps to support your forearms in various positions. Reduces muscular effort in neck and shoulders minimizing risk of pain.

Top View



## S CENTER TILT

Chair tilts at the center point of the seat allowing you to recline while maintaining the same torso to thigh angle. When your feet are well supported, blood flow is enhanced.



## U SOFT DESCENT PNEUMATIC LIFT

Gently and gradually lowering the seat helps you easily select proper seat height without causing a jerking motion.




## V LUMBAR DEPTH ADJUSTMENT

Increase or decrease curvature of the back to match the profile of your lower back. Enhances comfort and support in the lower lumbar area.

## MAXIMIZING YOUR ERGONOMIC SEATING

- Always select a chair that is designed for the type of work you perform and make certain the chair is comfortable for the length of time spent using it.
- Ensure that the seat and back cushions are contoured to fit your body, which will help eliminate pressure points.
- An ergonomically designed chair should allow changing positions easily.
- As you work, reposition yourself throughout the day to reduce strain and stress on specific muscle groups. If you change job functions, adjust your chair to fit the new task.
- Proper ergonomic seating should help eliminate many of the work related injuries that result from poor posture and poorly designed chairs.


**TASK (-6)**



**ADJUSTMENTS**

- (2) Pneumatic seat height
- (8) Manual seat depth
- Back height \*\*
- Swivel

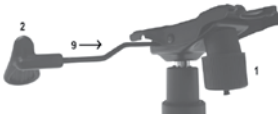
**POSTURE TASK (-7)**



**ADJUSTMENTS**

- (2) Pneumatic seat height
- (3) Back angle
- (6) Back height \*\*
- Seat depth \*
- Swivel


**TILTER (-4)**



**ADJUSTMENTS**

- (2) Pneumatic seat height
- (9) Chair tilt lock \*
- Center-tilt action
- Swivel


**KNEE-TILTER (-2)**



**ADJUSTMENTS**

- (1) Tilt tension
- (2) Pneumatic seat height
- (9) Chair tilt-lock \*
- Back height \*\*
- Knee-tilt action
- Swivel
- Optional sliding seat depth adjustment (MD)


**MULTI-TILTER (-3)**



**ADJUSTMENTS**

- (1) Tilt tension
- (2) Pneumatic seat height
- (3) Back angle adjustment
- (9) Infinite position seat tilt lock
- (7) Forward tilt lock \*
- (8) Sliding seat depth adjustment (MD)
- Back height \*\*
- Center-tilt action
- Swivel


**SYNCHRO-TILTER (-0, -1, -8)**



**ADJUSTMENTS**

- (1) Tilt tension
- (2) Pneumatic seat height
- (3) Back angle adjustment
- (8) Sliding seat depth adjustment (MD)
- (9) Chair tilt lock Synchro-tilt action
- Anti-kickback \*
- Back height \*\*
- Swivel


**POSTURE-TILTER \***



**ADJUSTMENTS**

- (1) Tilt tension
- (2) Pneumatic seat height
- (8) Sliding seat depth adjustment (MD)
- (9) Infinite position seat tilt lock
- Back height \*\*
- Swivel

**OPERATOR (-5)**



**ADJUSTMENTS**

- (2) Pneumatic seat height
- (3) Back angle \*(Free Float/lock)
- (4) Seat angle \*(Free Float/lock)
- (4) Seat angle / Back angle
- Back height \*\*
- Free floating seat and back \*
- With single lever operator mechanism, seat and back angle are controlled using lever 4 \*
- Swivel

**NOTES**

- \* Selected models only.
- \*\* RATCHET back height adjustment on selected models.
- \*\*\* Mechanisms shown are generic depictions and may differ from one chair to another.



## HOW TO ORDER SEATING



**5451-3**

MODEL NUMBER

+



**MD**

MECHANISM OPTION

+



**BK**

FRAME FINISH

+



**AX27**

FABRIC CODE

### FABRIC CHAIR EXAMPLE

If there are any options for the chair they would be inserted between the Model Number with Arm Style and Frame Finish. For example (see above):

#### 5451-3 BK AX27

This would be the **Tuform Medium Back Multi-Tilter** with standard Height Adjustable Arms and Multi-Tilter. Black Frame **BK** and Oxygen fabric in Axis, Noir **AX27**, complete the chair.

### CHAIR SAFETY TIPS

**Common sense guidelines to ensure that your Global chair will provide many years of comfort and service in a safe and productive environment:**

- Always read and follow assembly instructions. Make sure that all of the pieces of your Global chair are installed in the proper order to ensure structural integrity.
- Ensure that chair casters are fully inserted into the base of the unit.
- Inspect your chair for loose or worn parts at least once a year.
- Always keep the base of your chair completely on the floor.
- Most Global chairs are equipped with casters for use on carpeted surfaces. Other flooring surfaces may require different casters.
- Speak to your Global Sales Representative or refer to the Casters Section of this Price Book for appropriate custom selections.
- Many Global office chairs are equipped with tilt tension controls on the seating mechanism. The tension control compensates for different body weights and postures. Always ensure that the control is properly adjusted for a smooth and controlled tilt motion. Your Global Sales Representative can demonstrate the proper use of all the adjustments on your office chair.
- Do not stand on your Global chair or sit on the arms of your chair.
- Do not put electrical appliances on chairs. Even fire retardant fabrics can be damaged when exposed to direct heat or flame.
- Choose the right chair for your work environment. Global offers a full line of Intensive Use, Multi-Shift and Specialized chairs for environments with demanding health or safety requirements. Your Global Sales Representative is trained to help you make the right choice for your workplace.

THE ASSOCIATION FOR CONTRACT TEXTILES (ACT) HAS DEVELOPED THE FOLLOWING PERFORMANCE GUIDELINES TO MAKE FABRIC SPECIFICATION EASIER. THE FIVE SYMBOLS GIVE ARCHITECTS, DESIGNERS AND END USERS A VAST AMOUNT OF PERFORMANCE INFORMATION IN A SUCCINCT, VISUAL WAY. THIS CHART LISTS THE REQUIRED TESTS THAT CORRESPOND TO SPECIFIC END USES. AN EXPLANATION OF THE SYMBOL ALSO APPEARS.

## FIRE RETARDANCY



Flammability testing determines a fabric's performance and resistance to burning.

### APPLICATION

Upholstery  
Panels and upholstered walls

### PASSES

California bulletin 117, section E.  
ASTM E 84-03 Class A or Class 1 (unadhered method).

## COLOR FASTNESS TO WET & DRY CROCKING



Color fastness to wet & dry crocking refers to the rubbing off of color from the fabric onto clothing, hands or other materials and can occur under wet or dry conditions.

### APPLICATION

Upholstery  
Panels and upholstered walls

### PASSES

AATCC 8-2001 Dry crocking. Class 4 minimum.  
Wet crocking, Class 3 minimum.  
AATCC 8-2001 E 84 (unadhered method).

## COLOR FASTNESS TO LIGHT



Color fastness to light is the degree to which fabric will retain its color when exposed to light.

### APPLICATION

Upholstery  
Panels and upholstered walls

### PASSES

AATCC option 2-2003 or AATCC - option 3-2003.  
Class 4 minimum of 40 hours.  
AATCC option 2-2003 or AATCC - option 3-2003.  
Class 4 minimum of 40 hours.

## PHYSICAL PROPERTIES



Three physical property tests include: 1 - Brush pill test to determine a fabric's pilling (the formation of fuzzy galls of fiber on the surface of a fabric). 2 - Breaking/tensile strength is the ability of a fabric to withstand tension without breaking or tearing. 3 - Seam slippage is the pulling apart of fabrics at the seams.

### APPLICATION

Upholstery  
Panels and upholstered walls

### PASSES

Brush pill ASTM D3511-02, 3 minimum.  
Breaking strength ASTM D5034-95 (2001) 50 lbs. minimum in warp & weft.  
Seam slippage ASTM D4034 25 lbs. minimum in warp & weft.  
Breaking strength ASTM D5034-95 (2001) (grab test).  
35 lbs. minimum in warp & weft.

## ABRASION



Abrasion is the ability of a fabric to withstand damage from wear and rubbing. There is a general contract specification as well as a heavy duty specification.

### APPLICATION

General contract upholstery  
Heavy duty upholstery

### PASSES

ASTM D4157-02 (#10 cotton duck) 15,000 double rubs, Wyzenbeek method.  
ASTM D4966-98 (12 KPA pressure) 20,000 double rubs, Martindale method.  
ASTM D4157-02 (#10 cotton duck) 30,000 double rubs, Wyzenbeek method.  
ASTM D4966-98 (12 KPA pressure) 40,000 double rubs, Martindale method.

2 DAY —  
lightning

## 2DAY LIGHTNING PROGRAM IS TEMPORARILY UNAVAILABLE

WE LOOK FORWARD TO REINTRODUCING THE PROGRAM SOON

Global's 2 DAY LIGHTNING program offers many of our best-selling models upholstered in your choice of our most popular textiles.

The 2 DAY LIGHTNING program features easy customization with extensive upholstery choices. Global's lightning fast production and shipping make it simple to order and ideal for tight deadlines!

- 14 Series, 100+ Models, 300+ Textiles to Customize your order
- No Special Order Forms Required
- Everything is UPSable

**Need quick, simple and custom seating? Think Global!**

### Color it your way

#### GRADE 1

Carrera Terrace  
Fusion Urban  
Illusion Waterfall  
Jenny Wavelength  
Quilt

#### GRADE 2

Allante FRee Imprint  
Couture Match  
Elevate Release Vinyl  
Etch Replay  
GC Linen Vinyl Silhouette

#### GRADE 6

Novaro Genuine Leather

Textiles are subject to change, please confirm current selection.

### TERMS AND CONDITIONS

- All product series have **MAXIMUM order quantities which can be fulfilled within the 2 Day Lightning program. These are noted next to each series. For greater quantities, please contact CustomerCare for lead times and terms.**
- Orders must clearly state, "2 Day Lightning" at the time of submittal
- Program is limited to exact models within series listed above
- Program is limited to exact textile patterns listed and exact colorways carded
- Orders cannot be changed or canceled after order acknowledgment
- Current Global list pricing applies at the time of order
- All eligible models are UPSable; Global reserves the right to ship "best way"
- Bakhiita, Popcorn, Duet and Sonic models may be multiple packaged and shipped "best way"
- Orders must be clean with correct model numbers, options, textiles, correct pricing, etc., to apply
- Dealer must be in good standing and within terms for order to be processed without delay
- Finished products will ship from our factories in as little as two business days
- Program available in the 48 contiguous United States
- Orders to ship outside Global's distribution model; order shipment address can be to the dealer or end-user directly
- Standard model options listed under Optional Features section in the price list are available. Standard model options include aluminum bases, painted frame finishes, ballistic nylon backs, glide options and hard surface casters. Memory Foam as a standard option is not available (standard lead-times apply).























# 2 DAY LIGHTNING QUICKSHIP PROGRAM

| Series  | Model Numbers   | Series  | Model Numbers  | Series  | Model Numbers   |
|---|---|---|--|---|---|
| <b>Duet</b><br>(maximum 100)<br>               | 6620      6620-1<br>6621      6621-1<br>6621-2    6624  | <b>Popcorn</b><br>(maximum 100)<br>    | 6710      6710-1<br>6710-2    6711<br>6711-1    6711-2<br>6715<br>6716 Clear Glides (set of 2)   | <b>Spritz Nester</b><br>(maximum 50)<br>     | 6764C      6765C<br><br>Black Mesh only   |
|   | 5 Plastic Colors:<br>Cloud (IVC)<br>Latte (LAB)<br>Night (BLK)<br>Scarlet (SAR)<br>Shadow (SHW) |   | 5 Plastic Colors:<br>Cloud (IVC)<br>Latte (LAB)<br>Night (BLK)<br>Scarlet (SAR)<br>Shadow (SHW)  |   | <b>Vion (Black Frame)</b><br>(maximum 50)<br>  |
| <b>Factor</b><br>(maximum 50)<br>              | 5540-4      5541-4<br><br>Black Mesh + Frame / U2 arms only                                     | <b>Roma</b><br>(maximum 50)<br>        | 1901      1906<br>1906RA<br><br>Black Mesh only  | <b>Vion (Fog Frame)</b><br>(maximum 50)<br> | 5 Vion Mesh colors:<br>Black (MS69)<br>Blue (MS72)<br>Natural (MS74)<br>Stone (MS71)<br>Rope (MS73)   |
| <b>Global Accord</b><br>(maximum 50)<br>       | 2670-2<br>2670-4<br>2671-2<br>2671-4<br>2672-6  | <b>Roma Nester</b><br>(maximum 50)<br> | 1890      1899<br><br>Black Mesh only  |   | 3 Vion Mesh colors:<br>Black (MS69)<br>Blue (MS72)<br>Natural (MS74)  |
| <b>Global Accord Mesh</b><br>(maximum 50)<br> | 2676-2<br>2676-4<br>2677-2<br>2677-4<br>2678-6  | <b>Sonic</b><br>(maximum 50)<br>      | 3 Frame Finishes:<br>Black (BLK)<br>Blue (MS72)<br>Natural (MS74)  | <b>Vion (Fog Frame)</b><br>(maximum 50)<br> | 6321-0FG    6321-3FG<br>6321-4FG    6321-8FG<br>6322-0FG    6322-3FG<br>6322-4FG    6322-8FG<br>6324FG      6325FG<br>6324CFG     6325CFG<br>6327-6FG    6328-6FG<br>6331-0FG    6331-3FG<br>6331-4FG    6331-8FG<br>6332-0FG    6332-3FG<br>6332-4FG    6332-4FG<br>6335FG      TS6321-3FG<br>TS6322-3FG |
| 5 Vue Mesh colors:<br>Coal Black (VU19)<br>Desert Sand (VU11)<br>Quarry Grey (VU15)<br>Sandy Beach (VU10)<br>Tidal Wave (VU16)  | 6900      6900C<br>6901      6901C  |   | 6508      6508-1<br>6508MB    6508MB-1<br>6509      6509-1<br>6509MB    6509MB-1<br>6511      6511-1<br>6513      6513-1<br>6513MB    6513MB-1<br>6514      6514-1<br>6514MB    6514MB-1<br>6515      6515-1<br>6517WS |   | 5 Vion Mesh colors:<br>Black (MS69)<br>Blue (MS72)<br>Natural (MS74)<br>Stone (MS71)<br>Rope (MS73)   |
| <b>Graham</b><br>(maximum 50)<br>            | 3144  | <b>Sonic</b><br>(maximum 50)<br>     | 5 Plastic Colors:<br>Cloud (IVC)<br>Latte (LAB)<br>Night (BLK)<br>Scarlet (SAR)<br>Shadow (SHW)  |   |   |
| <b>Novello</b><br>(maximum 50)<br>           | 6400      6401<br>6410      6411<br><br>Black Shell / Arm/ Armcap only                          |   |  |   |   |

**2DAY LIGHTNING PROGRAM IS TEMPORARILY UNAVAILABLE**

**WE LOOK FORWARD TO REINTRODUCING THE PROGRAM SOON**

# work + task

|   |                    |   |                        |  |                                |
|---|--------------------|---|------------------------|--|--------------------------------|
|    | Arno .....22       |    | G1 Ergo Select .....36 |   | Luray .....61                  |
|    | Arturo .....23     |    | G20 .....38            |   | Malaga .....64                 |
|    | Aspen .....24      |    | Global Accord .....39  |   | Mirage .....65                 |
|    | Auburn .....26     |    | Goal .....43           |   | Novello .....66                |
|    | Concorde .....27   |    | Graham .....45         |   | ObusForme Comfort + XL .....70 |
|   | Diplomat .....29   |   | Granada .....46        |  | Prefer .....76                 |
|  | Enterprise .....30 |  | Granada Deluxe .....51 |  |                                |
|  | Factor .....34     |  | Graphic .....55        |  |                                |
|   |                    |  | Loover .....57         |  |                                |

# work + task

|   |  |
|---|--|
|  Roma .....78      |  Synopsis .....99     |
|  Solar .....83     |  Tamiri .....102      |
|  Solo .....85      |  Traditional .....104 |
|  Sora .....87      |  Triumph .....108     |
|  Spritz .....89    |  Truform .....109     |
|  Supra .....94    |  Tye .....112        |
|  Supra X .....96 |  Vion .....115      |
|   |  Weev .....123      |

ARNO™

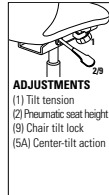


model 4003



HB Tilter

COM Yardage: 2.50  
Freight Class: 250  
Product Weight (lbs.): 39  
Cubic Feet Per Carton: 11.50



Ergonomic Features:  
A, B, C, N, S



HB Conference Chair

COM Yardage: 2.50  
Freight Class: 250  
Product Weight (lbs.): 39  
Cubic Feet Per Carton: 11.50



Armchair w/ Sled Base

COM Yardage: 2.50  
Freight Class: 250  
Product Weight (lbs.): 33  
Cubic Feet Per Carton: 13

Ergonomic Features:  
N

STANDARD FEATURES

- Perforated leather inserts in the seat and back surfaces.
- Standard Black (BK) molded flared loop arms and a five-legged injection molded base with C65 casters.
- Model 4003-SC features a self centering cylinder which swivels and automatically returns to the starting seat location. Standard with a flat 5 star base in Black (BK) with C7 glides.
- Standard in Luxhide. Not available in fabric. Starting at grade 5 pricing.
- Check textile availability prior to specifying upholstery material.

OPTIONAL FEATURES

- Please refer to the "Casters Selection" section of the price book for caster options. Optional casters may be priced higher than the standard casters for your chair and the difference will be charged. Lower priced optional casters will not be credited.
- An optional abrasion resistant outer back fabric (polyester) is available. Resistant to impact damage. Available in Black only. Add \$23.
- For hard surface flooring casters, please specify C10R. Add \$118.
- For fully assembled in box, please specify SU. Add \$76.

|      | 1 | 2 | 3 | 4 | 5   | 6   | 7 | 8   | 9    | 10   | 11   | 12   |
|------|---|---|---|---|-----|-----|---|-----|------|------|------|------|
| 4003 | - | - | - | - | 540 | 614 | - | 987 | 1124 | 1346 | 1678 | 2077 |

| OVERALL DIMENSIONS |    |    | SEAT DIMENSIONS |    |       | BACK DIMENSIONS |    |
|--------------------|----|----|-----------------|----|-------|-----------------|----|
| W                  | D  | H  | W               | D  | H     | W               | H  |
| 25                 | 29 | 42 | 20.5            | 19 | 16-20 | 21              | 24 |



|         | 1 | 2 | 3 | 4 | 5   | 6   | 7 | 8    | 9    | 10   | 11   | 12   |
|---------|---|---|---|---|-----|-----|---|------|------|------|------|------|
| 4003-SC | - | - | - | - | 614 | 687 | - | 1068 | 1207 | 1433 | 1773 | 2182 |

| OVERALL DIMENSIONS |    |    | SEAT DIMENSIONS |    |      | BACK DIMENSIONS |    |
|--------------------|----|----|-----------------|----|------|-----------------|----|
| W                  | D  | H  | W               | D  | H    | W               | H  |
| 25                 | 29 | 44 | 20.5            | 18 | 18.5 | 21              | 24 |



|      | 1 | 2 | 3 | 4 | 5   | 6   | 7 | 8   | 9    | 10   | 11   | 12   |
|------|---|---|---|---|-----|-----|---|-----|------|------|------|------|
| 4004 | - | - | - | - | 540 | 614 | - | 987 | 1124 | 1346 | 1678 | 2077 |

| OVERALL DIMENSIONS |      |    | SEAT DIMENSIONS |    |    | BACK DIMENSIONS |    |
|--------------------|------|----|-----------------|----|----|-----------------|----|
| W                  | D    | H  | W               | D  | H  | W               | H  |
| 24.5               | 26.5 | 36 | 20              | 19 | 18 | 20.5            | 19 |



ARTURO™



model 3991




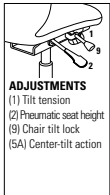

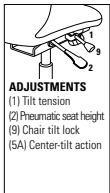

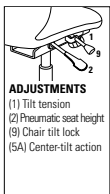
model 3992

STANDARD FEATURES

- Stitched seat and back design, padded headrest (model 3991) and upholstered open arms.
- All models are standard with a five prong, injection molded, fiberglass reinforced nylon Black spider base with (C65) dual wheel carpet casters.
- Base and frame are available in Black only.
- Standard in Luxhide. Not available in fabric. Starting at grade 5 pricing.
- Check textile availability prior to specifying upholstery material.

OPTIONAL FEATURES

- There are no arm options for this series.
- An optional abrasion resistant outer back fabric (polyester) is available. Resistant to impact damage. Available in Black only. Specify (BKB). Add \$23.
- For hard surface flooring casters, specify (C65R). Add \$73.
- Please refer to the "Casters Selection" section of the price book for caster options. Optional casters may be priced higher than the standard casters for your chair and the difference will be charged. Lower priced optional casters will not be credited.
- For fully assembled in box, specify (SU). Add \$76.

| DESCRIPTION  | FEATURES   | MODEL#                    | STANDARD TEXTILE GRADES |          |                        |          |           |                        |          |      |      |      |      |      |  |  |
|--|--|---------------------------|-------------------------|----------|------------------------|----------|-----------|------------------------|----------|------|------|------|------|------|--|--|
|  |  |                           | 1                       | 2        | 3                      | 4        | 5         | 6                      | 7        | 8    | 9    | 10   | 11   | 12   |  |  |
|  <p><b>Extended HB Tilter</b><br/>COM Yardage: 4<br/>Freight Class: 250<br/>Product Weight (lbs.): 54<br/>Cubic Feet Per Carton: 14</p> |  <p><b>ADJUSTMENTS</b><br/>(1) Tilt tension<br/>(2) Pneumatic seat height<br/>(9) Chair tilt lock<br/>(5A) Center-tilt action</p>   | <b>3991</b>               | -                       | -        | -                      | -        | 1539      | 1652                   | 1863     | 2250 | 2463 | 2820 | 3354 | 3993 |  |  |
|  |  | <b>OVERALL DIMENSIONS</b> |                         |          | <b>SEAT DIMENSIONS</b> |          |           | <b>BACK DIMENSIONS</b> |          |      |      |      |      |      |  |  |
|  |  | <b>W</b>                  | <b>D</b>                | <b>H</b> | <b>W</b>               | <b>D</b> | <b>H</b>  | <b>W</b>               | <b>H</b> |      |      |      |      |      |  |  |
|  |  | 26                        | 30.5                    | 50       | 21                     | 20       | 16.5-20.5 | 21.5                   | 30.5     |      |      |      |      |      |  |  |
|  |  |                           | <b>RTA 1</b>            |          |                        |          |           |                        |          |      |      |      |      |      |  |  |
|  <p><b>HB Tilter</b><br/>COM Yardage: 3.50<br/>Freight Class: 250<br/>Product Weight (lbs.): 52<br/>Cubic Feet Per Carton: 13.25</p>  |  <p><b>ADJUSTMENTS</b><br/>(1) Tilt tension<br/>(2) Pneumatic seat height<br/>(9) Chair tilt lock<br/>(5A) Center-tilt action</p> | <b>3992</b>               | -                       | -        | -                      | -        | 1424      | 1524                   | 1709     | 2044 | 2234 | 2544 | 3014 | 3574 |  |  |
|  |  | <b>OVERALL DIMENSIONS</b> |                         |          | <b>SEAT DIMENSIONS</b> |          |           | <b>BACK DIMENSIONS</b> |          |      |      |      |      |      |  |  |
|  |  | <b>W</b>                  | <b>D</b>                | <b>H</b> | <b>W</b>               | <b>D</b> | <b>H</b>  | <b>W</b>               | <b>H</b> |      |      |      |      |      |  |  |
|  |  | 26                        | 30                      | 43       | 20.5                   | 19.5     | 16.5-20.5 | 20.5                   | 25       |      |      |      |      |      |  |  |
|  |  |                           | <b>RTA 1</b>            |          |                        |          |           |                        |          |      |      |      |      |      |  |  |
|  <p><b>LB Tilter</b><br/>COM Yardage: 3.50<br/>Freight Class: 250<br/>Product Weight (lbs.): 44<br/>Cubic Feet Per Carton: 11.50</p>  |  <p><b>ADJUSTMENTS</b><br/>(1) Tilt tension<br/>(2) Pneumatic seat height<br/>(9) Chair tilt lock<br/>(5A) Center-tilt action</p> | <b>3993</b>               | -                       | -        | -                      | -        | 1370      | 1472                   | 1657     | 1994 | 2184 | 2498 | 2962 | 3520 |  |  |
|  |  | <b>OVERALL DIMENSIONS</b> |                         |          | <b>SEAT DIMENSIONS</b> |          |           | <b>BACK DIMENSIONS</b> |          |      |      |      |      |      |  |  |
|  |  | <b>W</b>                  | <b>D</b>                | <b>H</b> | <b>W</b>               | <b>D</b> | <b>H</b>  | <b>W</b>               | <b>H</b> |      |      |      |      |      |  |  |
|  |  | 26                        | 29.5                    | 37       | 20.5                   | 19.5     | 16.5-20.5 | 20.5                   | 18       |      |      |      |      |      |  |  |
|  |  |                           | <b>RTA 1</b>            |          |                        |          |           |                        |          |      |      |      |      |      |  |  |



ASPEN™



model 2850-3

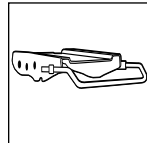


model 2851-3



**Lumbar Support**

Back height can be adjusted to enable a user to reposition the contact zone of lumbar support.



**Multi-Depth Mechanism**

Standard on Multi - Tilter. Allows seat to move forward and backward over a 2" range with 5 locking positions to provide a more shallow or deeper seat.



model 2852-3

**STANDARD FEATURES**

- Aspen features a slender design and sensitive profile with a superior level of comfort.
- Extended back models are standard with a height adjustable headrest.
- All models offer 2.25" back/lumbar height adjustment via a concealed ratchet system.
- All models are standard with height and width adjustable arms (AS) that feature a sliding armcap providing extra support for all users.
- Models feature braille on the underside of all paddles.
- Model **2852-6SC** features a self centering cylinder which swivels and automatically returns to the starting seat location. This model is standard with a flat 5 star base in Black (BK) with C7 glides.
- Base and arm detail is standard in Black.
- All models are shipped partially KD.
- C82 dual wheel carpet casters are standard.
- Multi-depth mechanism is standard on multi-tilter models. Allows seat to move forward and backward over a 2" range with 5 locking positions to provide a shallower or deeper seat.
- Check textile availability prior to specifying upholstery material.

**OPTIONAL FEATURES**

- Polished Aluminum base is available. Specify (ALU). Add \$167.
- Coordinating Chrome finished arms are available at no upcharge. Specify (AC).
- Please refer to "Arm Selection" section of the price book for additional arm options.
- Please refer to "Cylinder Selection" section of the price book for additional cylinder options.
- For hard surface flooring casters, specify C9R. Add \$98
- For fully assembled in box, specify SU. Add \$76.

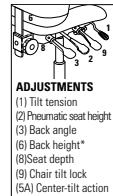


**DESCRIPTION FEATURES MODEL# STANDARD FABRIC GRADES**



**Extended Back Multi - Tilter**

COM Yardage: 2.50  
Freight Class: 150  
Product Weight (lbs.): 66  
Cubic Feet Per Carton: 14.75



**ADJUSTMENTS**

- (1) Tilt tension
- (2) Pneumatic seat height
- (3) Back angle
- (6) Back height\*
- (8) Seat depth
- (9) Chair tilt lock
- (5A) Center-tilt action

Ergonomic Features:  
A, B, C, D, E, F, G, H, M, N, Q, S, V

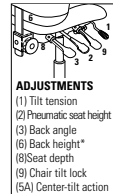
| MODEL# | 1    | 2    | 3    | 4    | 5    | 6    | 7    | 8    | 9    | 10   | 11   | 12   |
|--------|------|------|------|------|------|------|------|------|------|------|------|------|
| 2850-3 | 1530 | 1620 | 1690 | 1794 | 1942 | 1994 | 2123 | 2369 | 2490 | 2717 | 3028 | 3415 |

| OVERALL DIMENSIONS |    |    | SEAT DIMENSIONS |         |           | BACK DIMENSIONS |         |
|--------------------|----|----|-----------------|---------|-----------|-----------------|---------|
| W                  | D  | H  | W               | D       | H         | W               | H       |
| 25                 | 24 | 45 | 19.5            | 19.5-21 | 16.5-20.5 | 18.5            | 26.5-29 |



**HB Multi - Tilter**

COM Yardage: 2.25  
Freight Class: 150  
Product Weight (lbs.): 64  
Cubic Feet Per Carton: 14.75



**ADJUSTMENTS**

- (1) Tilt tension
- (2) Pneumatic seat height
- (3) Back angle
- (6) Back height\*
- (8) Seat depth
- (9) Chair tilt lock
- (5A) Center-tilt action

Ergonomic Features:  
A, B, C, D, E, F, G, H, M, N, Q, S, V

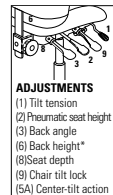
| MODEL# | 1    | 2    | 3    | 4    | 5    | 6    | 7    | 8    | 9    | 10   | 11   | 12   |
|--------|------|------|------|------|------|------|------|------|------|------|------|------|
| 2851-3 | 1367 | 1446 | 1512 | 1605 | 1738 | 1784 | 1901 | 2123 | 2229 | 2436 | 2714 | 3063 |

| OVERALL DIMENSIONS |    |    | SEAT DIMENSIONS |         |           | BACK DIMENSIONS |      |
|--------------------|----|----|-----------------|---------|-----------|-----------------|------|
| W                  | D  | H  | W               | D       | H         | W               | H    |
| 25                 | 24 | 41 | 19.5            | 18-19.5 | 16.5-20.5 | 19.5            | 22.5 |



**MB Multi - Tilter**

COM Yardage: 2  
Freight Class: 150  
Product Weight (lbs.): 62  
Cubic Feet Per Carton: 13



**ADJUSTMENTS**




- (1) Tilt tension
- (2) Pneumatic seat height
- (3) Back angle
- (6) Back height\*
- (8) Seat depth
- (9) Chair tilt lock
- (5A) Center-tilt action

Ergonomic Features:  
A, B, C, D, E, F, G, H, M, N, Q, S, V

| MODEL# | 1    | 2    | 3    | 4    | 5    | 6    | 7    | 8    | 9    | 10   | 11   | 12   |
|--------|------|------|------|------|------|------|------|------|------|------|------|------|
| 2852-3 | 1327 | 1400 | 1456 | 1540 | 1659 | 1699 | 1803 | 2000 | 2094 | 2277 | 2526 | 2836 |

| OVERALL DIMENSIONS |    |    | SEAT DIMENSIONS |         |           | BACK DIMENSIONS |         |
|--------------------|----|----|-----------------|---------|-----------|-----------------|---------|
| W                  | D  | H  | W               | D       | H         | W               | H       |
| 25                 | 24 | 37 | 19.5            | 18.5-21 | 16.5-20.5 | 18.5            | 18.5-21 |



| DESCRIPTION   | FEATURES                                      | MODEL#  | STANDARD FABRIC GRADES |      |      |                 |         |      |                 |      |      |      |      |      |  |  |
|---|---|---|------------------------|------|------|-----------------|---------|------|-----------------|------|------|------|------|------|--|--|
|   |   |   | 1                      | 2    | 3    | 4               | 5       | 6    | 7               | 8    | 9    | 10   | 11   | 12   |  |  |
|  <p><b>MB Conference Chair</b><br/>                     COM Yardage: 2<br/>                     Freight Class: 250<br/>                     Product Weight (lbs.): 44<br/>                     Cubic Feet Per Carton: 13</p> | Ergonomic Features:<br>A, B, D, H, M, N, Q, S | <b>2852-6SC</b>   | 1219                   | 1292 | 1348 | 1432            | 1551    | 1591 | 1695            | 1892 | 1986 | 2169 | 2418 | 2728 |  |  |
|   |   |   | OVERALL DIMENSIONS     |      |      | SEAT DIMENSIONS |         |      | BACK DIMENSIONS |      |      |      |      |      |  |  |
|   |   |   | W                      | D    | H    | W               | D       | H    | W               | H    |      |      |      |      |  |  |
| 25  | 24  | 37  | 19.5                   | 18.5 | 18.5 | 18.5            | 18.5-21 |      |                 |      |      |      |      |      |  |  |
|   |   |   |                        |      |      |                 |         |      |                 |      |      |      |      |      |  |  |

AUBURN



model 3767



Wood-capped base



Polished Aluminum



**Optional Base**  
Polished Aluminum (ALU) finish is available on arm frame and base at an upcharge. Add \$334.




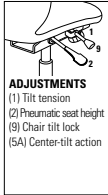
**Optional Base**  
Wood-capped steel base with C1 casters is available at an upcharge (B4M). Add \$468

STANDARD FEATURES

- This transitional style judge's chair offers a scrolled urethane arm for durability and comfort.
- Arm frame is made from Black cast aluminum for exceptional strength and quality
- Standard with soft, durable, self-skinned urethane (SSU) armcaps that are warm to the touch
- Five prong, injection molded, fiberglass reinforced nylon Black spider base with **C10** dual wheel carpet casters.
- Standard in Luxhide. Not available in fabric. Starting at grade 5 pricing.
- Check textile availability prior to specifying upholstery material.

OPTIONAL FEATURES

- Oval style wood-capped steel base (**B4M**) with (**C1**) casters is available. Genuine maple faced veneers and solids are used. Available in Absolute (AAM), Black (BKM), Cherry (ACM), Espresso Cafe (ECM), English Oak (EOM), Fruitwood (TFM), Gray (HGM), Honey (AHM), Mahogany (TMM), Maple (AVM), Medium Walnut (MWM), Natural Walnut (NLW), Night (ASM), Noce Biondo (NBM), Noce Grigio (NGM), Noce Leggero (NEM), Noce Medio (NMM), Shaker Cherry (SKM), Walnut (TWM), WC Cream (WTM), White (WHM) and Winter Cherry (WCM). Please specify. Add \$468.
- Polished Aluminum base is available. A **B2** aluminum base with black scuff tips and **C10** casters. Add \$167.
- For hard flooring surface casters with wood-capped base, please specify **C9R**. Add \$18.
- For hard surface flooring please specify **C10R** casters. Add \$66.
- Please refer to the "Casters Selection" section of the price book for caster options. Optional casters may be priced higher than the standard casters for your chair and the difference will be charged. Lower priced optional casters will not be credited.

| DESCRIPTION   | FEATURES  | MODEL#             | STANDARD TEXTILE GRADES |    |           |                 |      |   |                 |      |      |      |      |    |  |  |
|---|---|--------------------|-------------------------|----|-----------|-----------------|------|---|-----------------|------|------|------|------|----|--|--|
|   |   |                    | 1                       | 2  | 3         | 4               | 5    | 6 | 7               | 8    | 9    | 10   | 11   | 12 |  |  |
|  <p><b>HB Tilter</b><br/>COM Yardage: 3<br/>Freight Class: 250<br/>Product Weight (lbs.): 63<br/>Cubic Feet Per Carton: 22.25</p> |  <p><b>ADJUSTMENTS</b><br/>(1) Tilt tension<br/>(2) Pneumatic seat height<br/>(3) Chair tilt lock<br/>(5A) Center-tilt action</p> | <p><b>3767</b></p> | -                       | -  | -         | 1745            | 1828 | - | 2246            | 2397 | 2647 | 3021 | 3469 |    |  |  |
|   |   |                    | OVERALL DIMENSIONS      |    |           | SEAT DIMENSIONS |      |   | BACK DIMENSIONS |      |      |      |      |    |  |  |
|   |   |                    | W                       | D  | H         | W               | D    | H | W               | H    |      |      |      |    |  |  |
| 28  | 28  | 46.5               | 21.5                    | 18 | 16.5-20.5 | 21.5            | 27.5 |   |                 |      |      |      |      |    |  |  |
|   |   |                    | <b>RTA 00</b>           |    |           |                 |      |   |                 |      |      |      |      |    |  |  |
| Ergonomic Features:<br>A, B, C, M, N, S   |   |                    |                         |    |           |                 |      |   |                 |      |      |      |      |    |  |  |

CONCORDE™



model 2400-18



model 2400-18



**Push Button**  
Location within reach increases your adjustment. Promotes good posture as you move to various positions.



model 2409



**Polished Aluminum Base**  
Concorde Presidential models are standard with a polished aluminum base.

STANDARD FEATURES

- All adjustments are made with easy-use button controls that are conveniently located in full view.
- Compound curved molded foam seat and back cushions.
- Standard with Allen-bolted width adjustable arms (Allen key included). Arms adjust 1.25" wider on each side for a total of 2.5" extra width.
- Push button controlled tilt lock and push button controlled seat height.
- Seat cushions are easily removed without tools for ease of cleaning.
- Five prong, injection molded, fiberglass reinforced nylon Black base with (C10) dual wheel carpet casters.
- Upholstery options: Brisa, Brisa Distressed, Novaro Genuine Leather, Ultraleather, Vital or any leather. Not available in Match or vinyl.
- Model 2424 is rated for multi-shift use for persons up to 350 pounds.
- For 24 hour application, Global's limited lifetime warranty is applicable only on fabrics that are rated for 100,000 double rubs.
- Concorde is fully assembled in box, as standard.
- Check textile availability prior to specifying upholstery material.

OPTIONAL FEATURES

- There are no arm options for this series.
- Optional aluminum base is available. Add. \$167.
- For hard surface flooring casters, please specify (C10R). Add \$66.
- For additional caster options, please refer to the Arm and Caster section. Optional casters may be priced higher than the standard casters for your chair and the difference will be charged. Lower priced optional casters will not be credited.


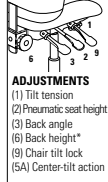

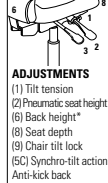
CONCORDE PRESIDENTIAL (MODEL #2409)

STANDARD FEATURES


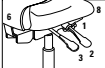

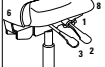
- Only available in Leather.
- Has a larger headrest, wider back and closed upholstered arms.
- Features decorative stitching, standard in a heavy gauge off-white stitch detail to show contrast with leather upholstery.
- Features perforated leather inserts in the seat and back cushions.
- Standard with (C25) dual wheel carpet casters.
- Standard with a Black arm button trim
- Standard with a Polished Aluminum base.

OPTIONAL FEATURES

- Normal gauge color coordinated thread can be used upon request. Specify "matching thread" on order. No upcharge.
- Non-perforated leather inserts in the seat and back cushions are optional. Specify (NR).
- Optional with a Black base at no additional charge. Specify (BK).

| DESCRIPTION   | FEATURES   | MODEL#  | STANDARD TEXTILE GRADES   |          |          |                        |          |          |                        |          |      |      |      |      |      |
|---|--|---|---------------------------|----------|----------|------------------------|----------|----------|------------------------|----------|------|------|------|------|------|
|   |  |   | 1                         | 2        | 3        | 4                      | 5        | 6        | 7                      | 8        | 9    | 10   | 11   | 12   |      |
|  <p><b>HB Multi - Tilter</b> Concorde Executive<br/>COM Yardage: 2.50<br/>Freight Class: 250<br/>Product Weight (lbs.): 76<br/>Cubic Feet Per Carton: 23.50</p>              |  <p><b>ADJUSTMENTS</b><br/>(1) Tilt tension<br/>(2) Pneumatic seat height<br/>(3) Back angle<br/>(6) Back height*<br/>(9) Chair tilt lock<br/>(5A) Center-tilt action</p>                     | <p>Ergonomic Features:<br/>A, B, C, D, G, M, N, Q, S, T</p> | 2400-18                   | -        | 4273     | 4346                   | 4456     | 4608     | 4664                   | 4798     | 5047 | 5169 | 5404 | 5730 | 6129 |
|   |  |   | <b>OVERALL DIMENSIONS</b> |          |          | <b>SEAT DIMENSIONS</b> |          |          | <b>BACK DIMENSIONS</b> |          |      |      |      |      |      |
|   |  |   | <b>W</b>                  | <b>D</b> | <b>H</b> | <b>W</b>               | <b>D</b> | <b>H</b> | <b>W</b>               | <b>H</b> |      |      |      |      |      |
|   | 26   | 28  | 48                        | 21       | 19.5     | 17.5-21.5              | 21       | 31       |                        |          |      |      |      |      |      |
|  <p><b>HB Synchro - Tilter Deluxe</b> Concorde Presidential<br/>COM Yardage: 23.50<br/>Freight Class: 250<br/>Product Weight (lbs.): 78<br/>Cubic Feet Per Carton: 23.50</p> |  <p><b>ADJUSTMENTS</b><br/>(1) Tilt tension<br/>(2) Pneumatic seat height<br/>(6) Back height*<br/>(8) Seat depth<br/>(9) Chair tilt lock<br/>(5C) Synchro-tilt action<br/>Anti-kick back</p> | <p>Ergonomic Features:<br/>A, B, C, D, E, L, M, N, Q, T</p> | 2409                      | -        | -        | -                      | -        | -        | -                      | -        | -    | -    | 7009 | 7539 | 8094 |
|   |  |   | <b>OVERALL DIMENSIONS</b> |          |          | <b>SEAT DIMENSIONS</b> |          |          | <b>BACK DIMENSIONS</b> |          |      |      |      |      |      |
|   |  |   | <b>W</b>                  | <b>D</b> | <b>H</b> | <b>W</b>               | <b>D</b> | <b>H</b> | <b>W</b>               | <b>H</b> |      |      |      |      |      |
|   | 28.5   | 27  | 50                        | 21       | 18-20    | 18-22                  | 21       | 28-31    |                        |          |      |      |      |      |      |



| DESCRIPTION   | FEATURES   | MODEL#         | STANDARD TEXTILE GRADES   |          |          |                        |          |          |                        |          |      |      |      |      |
|---|--|----------------|---------------------------|----------|----------|------------------------|----------|----------|------------------------|----------|------|------|------|------|
|   |  |                | 1                         | 2        | 3        | 4                      | 5        | 6        | 7                      | 8        | 9    | 10   | 11   | 12   |
|  <p><b>HB Synchro - Tilter</b> Concorde Executive 24HR<br/>COM Yardage: 2.50<br/>Freight Class: 250<br/>Product Weight (lbs.): 78<br/>Cubic Feet Per Carton: 23.50</p> |  <p><b>ADJUSTMENTS</b><br/>(1) Tilt tension<br/>(2) Pneumatic seat height<br/>(6) Back height*<br/>(8) Seat depth<br/>(9) Chair tilt lock<br/>(5C) Synchro-tilt action<br/>Anti-kick back</p> | <b>2424</b>    | -                         | 3199     | 3273     | 3381                   | 3536     | 3592     | 3724                   | 3975     | 4095 | 4331 | 4653 | 5053 |
|   |  |                | <b>OVERALL DIMENSIONS</b> |          |          | <b>SEAT DIMENSIONS</b> |          |          | <b>BACK DIMENSIONS</b> |          |      |      |      |      |
|   |  |                | <b>W</b>                  | <b>D</b> | <b>H</b> | <b>W</b>               | <b>D</b> | <b>H</b> | <b>W</b>               | <b>H</b> |      |      |      |      |
|   |  |                | 28.5                      | 27       | 50       | 21                     | 17.5-19  | 18-22    | 21                     | 28-31    |      |      |      |      |
|   |  |                | <b>RTA 00</b>             |          |          |                        |          |          |                        |          |      |      |      |      |
|  <p><b>HB Synchro - Tilter</b> Concorde Executive 24HR<br/>COM Yardage: 2.50<br/>Freight Class: 250<br/>Product Weight (lbs.): 78<br/>Cubic Feet Per Carton: 23.50</p> |  <p><b>ADJUSTMENTS</b><br/>(1) Tilt tension<br/>(2) Pneumatic seat height<br/>(6) Back height*<br/>(8) Seat depth<br/>(9) Chair tilt lock<br/>(5C) Synchro-tilt action<br/>Anti-kick back</p> | <b>2424-18</b> | -                         | 3251     | 3330     | 3436                   | 3586     | 3645     | 3781                   | 4028     | 4153 | 4388 | 4711 | 5110 |
|   |  |                | <b>OVERALL DIMENSIONS</b> |          |          | <b>SEAT DIMENSIONS</b> |          |          | <b>BACK DIMENSIONS</b> |          |      |      |      |      |
|   |  |                | <b>W</b>                  | <b>D</b> | <b>H</b> | <b>W</b>               | <b>D</b> | <b>H</b> | <b>W</b>               | <b>H</b> |      |      |      |      |
|   |  |                | 28.5                      | 27       | 50       | 21                     | 17.5-19  | 18-22    | 21                     | 28-31    |      |      |      |      |
|   |  |                | <b>RTA 00</b>             |          |          |                        |          |          |                        |          |      |      |      |      |

DIPLOMAT



model 2106



model 2107

Also see Diplomat Guest Chairs



For Diplomat guest chairs, please see 149.

STANDARD FEATURES


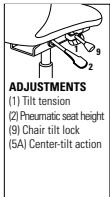

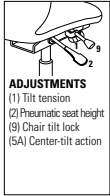
- A contoured seat and back are accented by wood arms and base (on tilter models), providing comfort and classic styling.
- Series includes tilters, guest chairs and bar stool. See page 163 for additional series
- C1 casters are standard on tilter models.
- When upholstered in Leather, models will be in all Leather.
- Check textile availability prior to specifying upholstery material.

OPTIONAL FEATURES

- Wood-capped base and arms are available in Absolute (AAM), Black (BKM), Cherry (ACM), Espresso Cafe (ECM), English Oak (EOM), Fruitwood (TFM), Gray (HGM), Honey (AHM), Mahogany (TMM), Maple (AVM), Medium

Walnut (MWM), Night (ASM), Shaker Cherry (SKM), Walnut (TWM), WC Cream (WTM), White (WHM) and Winter Cherry (WCM). Please Specify. Genuine maple faced veneers and solids are used.

- Please refer to the "Casters Selection" section of the price book for caster options. Optional casters may be priced higher than the standard casters for your chair and the difference will be charged. Lower priced optional casters will not be credited.
- For fully assembled in box, specify **SU**. Add \$76.

| DESCRIPTION   | FEATURES   | MODEL#  | STANDARD TEXTILE GRADES |                           |          |          |                        |          |           |                        |          |      |      |      |      |      |
|---|--|---|-------------------------|---------------------------|----------|----------|------------------------|----------|-----------|------------------------|----------|------|------|------|------|------|
|   |  |   | 1                       | 2                         | 3        | 4        | 5                      | 6        | 7         | 8                      | 9        | 10   | 11   | 12   |      |      |
|  <p><b>HB Tilter</b><br/>COM Yardage: 11.75<br/>Freight Class: 250<br/>Product Weight (lbs.): 40<br/>Cubic Feet Per Carton: 11.75</p> |  <p><b>ADJUSTMENTS</b><br/>(1) Tilt tension<br/>(2) Pneumatic seat height<br/>(9) Chair tilt lock<br/>(5A) Center-tilt action</p>  | <p>Ergonomic Features:<br/>A, B, C, M, N, S</p> | <p><b>RTA 1</b></p>     | 2106                      | 1163     | 1236     | 1292                   | 1376     | 1495      | 1535                   | 1639     | 1836 | 1930 | 2113 | 2362 | 2672 |
|   |  |   |                         | <b>OVERALL DIMENSIONS</b> |          |          | <b>SEAT DIMENSIONS</b> |          |           | <b>BACK DIMENSIONS</b> |          |      |      |      |      |      |
|   |  |   |                         | <b>W</b>                  | <b>D</b> | <b>H</b> | <b>W</b>               | <b>D</b> | <b>H</b>  | <b>W</b>               | <b>H</b> |      |      |      |      |      |
|   |  |   |                         | 24.5                      | 27       | 43.5     | 21                     | 18.5     | 17.5-21.5 | 21                     | 27.5     |      |      |      |      |      |
|  <p><b>MB Tilter</b><br/>COM Yardage: 1.75<br/>Freight Class: 250<br/>Product Weight (lbs.): 39<br/>Cubic Feet Per Carton: 11.50</p> |  <p><b>ADJUSTMENTS</b><br/>(1) Tilt tension<br/>(2) Pneumatic seat height<br/>(9) Chair tilt lock<br/>(5A) Center-tilt action</p> | <p>Ergonomic Features:<br/>A, B, C, M, N, S</p> | <p><b>RTA 1</b></p>     | 2107                      | 1132     | 1197     | 1246                   | 1317     | 1422      | 1459                   | 1548     | 1721 | 1805 | 1964 | 2181 | 2453 |
|   |  |   |                         | <b>OVERALL DIMENSIONS</b> |          |          | <b>SEAT DIMENSIONS</b> |          |           | <b>BACK DIMENSIONS</b> |          |      |      |      |      |      |
|   |  |   |                         | <b>W</b>                  | <b>D</b> | <b>H</b> | <b>W</b>               | <b>D</b> | <b>H</b>  | <b>W</b>               | <b>H</b> |      |      |      |      |      |
|   |  |   |                         | 24.5                      | 26.5     | 37       | 19                     | 20       | 17-21     | 22                     | 19       |      |      |      |      |      |

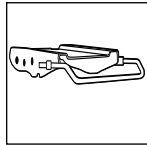
ENTERPRISE®



model 4560



model 4565



**Multi-Depth Mechanism**

Seat depth option is available on multi-tilter models. (see notes for more details)




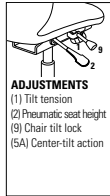



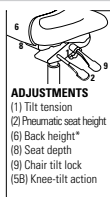



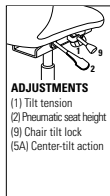


model 4571-3




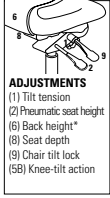




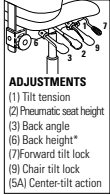


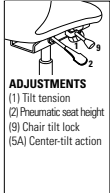

**STANDARD FEATURES**

- Gently sculpted seat and back provide lateral and lumbar support.
- Fixed height, impact and scuff resistant curved arms are standard on models 4560, 4561 and 4565. All other models are standard with adjustable height T-arms with teardrop shaped urethane armcaps (TD).
- All models (except armchair) are standard with a five prong, injection molded, fiberglass reinforced nylon Black base with dual wheel carpet casters (C65).
- Arms are available in Black (BK) only.
- Vari-Width (WA) width adjustable arm extensions are standard when chair is ordered with adjustable arms. Allows the arms to move away from the seat by 2" on each side to allow space if desired for broader hip widths.
- Model 4561-SC features a self centering cylinder which swivels and automatically returns to the starting seat location. This model is standard with a flat 5 star base in Black (BK) with C7 glides.
- Check textile availability prior to specifying upholstery material.


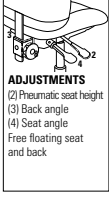


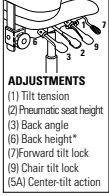


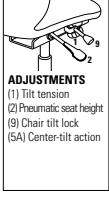


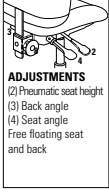

**OPTIONAL FEATURES**


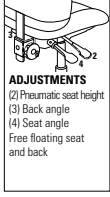

- An optional abrasion resistant outer back fabric (polyester) is available. Resistant to impact damage. Available in Black only (BKB). Add \$23.
- Available with back edge vinyl bumper guard option (VBG). Add \$26.
- Multi-Depth Mechanism a seat depth option available on multi-tilter models 4570-3 and 4571-3. Allows seat to move forward and backward over a 2" range with 5 locking positions to provide a more shallow or deeper seat. Specify "MD". Add \$129.
- For hard surface flooring casters, specify C65R. Add \$73.
- For additional arm/caster options, please refer to the Arm and Caster section. Optional casters may be priced higher than the standard casters for your chair and the difference will be charged. Lower priced optional casters will not be credited.
- For fully assembled in box, specify SU. Add \$76.

| DESCRIPTION   | FEATURES   | MODEL#                    | STANDARD TEXTILE GRADES   |   |                        |      |      |                        |      |      |      |      |      |      |  |  |
|---|--|---------------------------|---|---|------------------------|------|------|------------------------|------|------|------|------|------|------|--|--|
|   |  |                           | 1   | 2   | 3                      | 4    | 5    | 6                      | 7    | 8    | 9    | 10   | 11   | 12   |  |  |
|  <p><b>HB Tilter w/ Fixed Height Loop Arms</b><br/>COM Yardage: 2<br/>Freight Class: 250<br/>Product Weight (lbs.): 39<br/>Cubic Feet Per Carton: 11.50</p> <p>Ergonomic Features:<br/>A, B, C, M, N, S</p>         |  <p><b>ADJUSTMENTS</b><br/>(1) Tilt tension<br/>(2) Pneumatic seat height<br/>(9) Chair tilt lock<br/>(5A) Center-tilt action</p>  | 4560                      | 694   | 768   | 823                    | 909  | 1031 | 1079                   | 1182 | 1387 | 1483 | 1672 | 1926 | 2248 |  |  |
|   |  | <b>OVERALL DIMENSIONS</b> |   |   | <b>SEAT DIMENSIONS</b> |      |      | <b>BACK DIMENSIONS</b> |      |      |      |      |      |      |  |  |
|   |  | W                         | D   | H   | W                      | D    | H    | W                      | H    |      |      |      |      |      |  |  |
| 24.5  | 27   | 45                        | 20.5  | 18.5  | 17-22                  | 20   | 26   |                        |      |      |      |      |      |      |  |  |
|   |  |                           |  |  |                        |      |      |                        |      |      |      |      |      |      |  |  |
|  <p><b>HB Knee - Tilter w/ Fixed Height Loop Arms</b><br/>COM Yardage: 2<br/>Freight Class: 250<br/>Product Weight (lbs.): 41<br/>Cubic Feet Per Carton: 13.25</p> <p>Ergonomic Features:<br/>A, B, C, J, M, N</p> |  <p><b>ADJUSTMENTS</b><br/>(1) Tilt tension<br/>(2) Pneumatic seat height<br/>(6) Back height*<br/>(8) Seat depth<br/>(9) Chair tilt lock<br/>(5B) Knee-tilt action</p> | 4560-2                    | 953   | 1028  | 1086                   | 1172 | 1297 | 1341                   | 1448 | 1657 | 1757 | 1951 | 2211 | 2534 |  |  |
|   |  | <b>OVERALL DIMENSIONS</b> |   |   | <b>SEAT DIMENSIONS</b> |      |      | <b>BACK DIMENSIONS</b> |      |      |      |      |      |      |  |  |
|   |  | W                         | D   | H   | W                      | D    | H    | W                      | H    |      |      |      |      |      |  |  |
| 24.5  | 27   | 45                        | 21  | 19.5  | 17-21                  | 21   | 25   |                        |      |      |      |      |      |      |  |  |
|   |  |                           |  |  |                        |      |      |                        |      |      |      |      |      |      |  |  |
|  <p><b>LB Tilter w/ Fixed Height Loop Arms</b><br/>COM Yardage: 1.75<br/>Freight Class: 250<br/>Product Weight (lbs.): 36<br/>Cubic Feet Per Carton: 9.75</p> <p>Ergonomic Features:<br/>A, B, C, M, N, S</p>      |  <p><b>ADJUSTMENTS</b><br/>(1) Tilt tension<br/>(2) Pneumatic seat height<br/>(9) Chair tilt lock<br/>(5A) Center-tilt action</p>                                       | 4561                      | 663   | 728   | 780                    | 850  | 959  | 998                    | 1093 | 1268 | 1355 | 1519 | 1743 | 2022 |  |  |
|   |  | <b>OVERALL DIMENSIONS</b> |   |   | <b>SEAT DIMENSIONS</b> |      |      | <b>BACK DIMENSIONS</b> |      |      |      |      |      |      |  |  |
|   |  | W                         | D   | H   | W                      | D    | H    | W                      | H    |      |      |      |      |      |  |  |
| 24.5  | 26.5   | 39                        | 20.5  | 18.5  | 17-22                  | 20   | 21   |                        |      |      |      |      |      |      |  |  |
|   |  |                           |  |  |                        |      |      |                        |      |      |      |      |      |      |  |  |

| DESCRIPTION  | FEATURES  | MODEL#         | STANDARD TEXTILE GRADES   |   |  |                        |          |           |                        |          |      |      |      |      |
|--|---|----------------|---------------------------|---|--|------------------------|----------|-----------|------------------------|----------|------|------|------|------|
|  |   |                | 1                         | 2   | 3  | 4                      | 5        | 6         | 7                      | 8        | 9    | 10   | 11   | 12   |
| <br><b>MB Conference Chair</b> w/ Fixed Height Loop Arms<br>COM Yardage: 1.75<br>Freight Class: 250<br>Product Weight (lbs.): 36<br>Cubic Feet Per Carton: 9.75 |   | <b>4561-SC</b> | 725                       | 792   | 844  | 914                    | 1029     | 1067      | 1161                   | 1344     | 1430 | 1598 | 1826 | 2109 |
|  |   |                | <b>OVERALL DIMENSIONS</b> |   |  | <b>SEAT DIMENSIONS</b> |          |           | <b>BACK DIMENSIONS</b> |          |      |      |      |      |
|  |   |                | <b>W</b>                  | <b>D</b>  | <b>H</b>   | <b>W</b>               | <b>D</b> | <b>H</b>  | <b>W</b>               | <b>H</b> |      |      |      |      |
|  |   |                | 24.5                      | 26.5  | 37   | 21                     | 19.5     | 18        | 21                     | 19       |      |      |      |      |
|  |   |                | <b>RTA 1</b>              |    |  |                        |          |           |                        |          |      |      |      |      |
| <br><b>LB Knee - Tilter</b> w/ Fixed Height Loop Arms<br>COM Yardage: 1.75<br>Freight Class: 250<br>Product Weight (lbs.): 39<br>Cubic Feet Per Carton: 11.50   | <br><b>ADJUSTMENTS</b><br>(1) Tilt tension<br>(2) Pneumatic seat height<br>(6) Back height*<br>(8) Seat depth<br>(9) Chair tilt lock<br>(5B) Knee-tilt action                              | <b>4561-2</b>  | 912                       | 981   | 1031   | 1109                   | 1219     | 1256      | 1353                   | 1531     | 1618 | 1785 | 2014 | 2296 |
|  |   |                | <b>OVERALL DIMENSIONS</b> |   |  | <b>SEAT DIMENSIONS</b> |          |           | <b>BACK DIMENSIONS</b> |          |      |      |      |      |
|  |   |                | <b>W</b>                  | <b>D</b>  | <b>H</b>   | <b>W</b>               | <b>D</b> | <b>H</b>  | <b>W</b>               | <b>H</b> |      |      |      |      |
|  |   |                | 25                        | 26.5  | 39   | 12                     | 19.5     | 17-21     | 21                     | 19       |      |      |      |      |
|  |   |                | <b>RTA 1</b>              |    | Ergonomic Features:<br>A, B, C, J, M, N                |                        |          |           |                        |          |      |      |      |      |
| <br><b>Armchair</b> w/ Fixed Height Loop Arms<br>COM Yardage: 1.75<br>Freight Class: 250<br>Product Weight (lbs.): 33<br>Cubic Feet Per Carton: 10             |   | <b>4565</b>    | 663                       | 728   | 780  | 850                    | 959      | 998       | 1093                   | 1268     | 1355 | 1519 | 1743 | 2022 |
|  |   |                | <b>OVERALL DIMENSIONS</b> |   |  | <b>SEAT DIMENSIONS</b> |          |           | <b>BACK DIMENSIONS</b> |          |      |      |      |      |
|  |   |                | <b>W</b>                  | <b>D</b>  | <b>H</b>   | <b>W</b>               | <b>D</b> | <b>H</b>  | <b>W</b>               | <b>H</b> |      |      |      |      |
|  |   |                | 24.5                      | 26.5  | 37   | 19.5                   | 18-19.5  | 16.5-20.5 | 18                     | 22.5     |      |      |      |      |
|  |   |                | <b>RTA 2</b>              |  | Ergonomic Features:<br>M, N                            |                        |          |           |                        |          |      |      |      |      |
| <br><b>HB Multi - Tilter</b> w/ Adjustable (TD) Arms<br>COM Yardage: 2<br>Freight Class: 150<br>Product Weight (lbs.): 54<br>Cubic Feet Per Carton: 11        | <br><b>ADJUSTMENTS</b><br>(1) Tilt tension<br>(2) Pneumatic seat height<br>(3) Back angle<br>(6) Back height*<br>(7) Forward tilt lock<br>(9) Chair tilt lock<br>(5A) Center-tilt action | <b>4570-3</b>  | 1269                      | 1342  | 1399   | 1485                   | 1606     | 1655      | 1757                   | 1962     | 2059 | 2248 | 2502 | 2823 |
|  |   |                | <b>OVERALL DIMENSIONS</b> |   |  | <b>SEAT DIMENSIONS</b> |          |           | <b>BACK DIMENSIONS</b> |          |      |      |      |      |
|  |   |                | <b>W</b>                  | <b>D</b>  | <b>H</b>   | <b>W</b>               | <b>D</b> | <b>H</b>  | <b>W</b>               | <b>H</b> |      |      |      |      |
|  |   |                | 26.5                      | 26.5  | 47   | 22                     | 19       | 17-21     | 21.5                   | 26-28    |      |      |      |      |
|  |   |                | <b>RTA 2</b>              |  | Ergonomic Features:<br>A, B, C, D, F, G, H, M, N, Q, S |                        |          |           |                        |          |      |      |      |      |
| <br><b>HB Tilter</b> w/ Adjustable (TD) Arms<br>COM Yardage: 2<br>Freight Class: 150<br>Product Weight (lbs.): 47<br>Cubic Feet Per Carton: 11.50             | <br><b>ADJUSTMENTS</b><br>(1) Tilt tension<br>(2) Pneumatic seat height<br>(9) Chair tilt lock<br>(5A) Center-tilt action  | <b>4570-4</b>  | 1133                      | 1209  | 1266   | 1356                   | 1472     | 1519      | 1624                   | 1828     | 1926 | 2112 | 2689 | 1133 |
|  |   |                | <b>OVERALL DIMENSIONS</b> |   |  | <b>SEAT DIMENSIONS</b> |          |           | <b>BACK DIMENSIONS</b> |          |      |      |      |      |
|  |   |                | <b>W</b>                  | <b>D</b>  | <b>H</b>   | <b>W</b>               | <b>D</b> | <b>H</b>  | <b>W</b>               | <b>H</b> |      |      |      |      |
|  |   |                | 26.5                      | 27  | 47.5   | 22                     | 19       | 17-21     | 21.5                   | 26-28    |      |      |      |      |
|  |   |                | <b>RTA 2</b>              |  | Ergonomic Features:<br>A, B, C, H, M, N, Q, S          |                        |          |           |                        |          |      |      |      |      |



| DESCRIPTION   | FEATURES   | MODEL#   | STANDARD TEXTILE GRADES  |                           |          |          |                        |          |          |                        |           |      |      |      |      |
|---|--|--|--|---------------------------|----------|----------|------------------------|----------|----------|------------------------|-----------|------|------|------|------|
|   |  |  | 1  | 2                         | 3        | 4        | 5                      | 6        | 7        | 8                      | 9         | 10   | 11   | 12   |      |
|  <p><b>HB Operator</b> w/ Adjustable (TD) Arms<br/>COM Yardage: 2<br/>Freight Class: 150<br/>Product Weight (lbs.): 46<br/>Cubic Feet Per Carton: 11</p>         |  <p><b>ADJUSTMENTS</b><br/>(2) Pneumatic seat height<br/>(3) Back angle<br/>(4) Seat angle<br/>Free floating seat and back</p>  | <p>Ergonomic Features:<br/>C, D, F, G, H, M, N, Q</p>          | <p>RTA 2</p>    | 1251                      | 1325     | 1381     | 1466                   | 1588     | 1636     | 1739                   | 1943      | 2043 | 2229 | 2487 | 2801 |
|   |  |  |  | <b>OVERALL DIMENSIONS</b> |          |          | <b>SEAT DIMENSIONS</b> |          |          | <b>BACK DIMENSIONS</b> |           |      |      |      |      |
|   |  |  |  | <b>W</b>                  | <b>D</b> | <b>H</b> | <b>W</b>               | <b>D</b> | <b>H</b> | <b>W</b>               | <b>H</b>  |      |      |      |      |
|   |  |  |  | 26.5                      | 26.5     | 47       | 22                     | 19.5     | 17-21    | 21.5                   | 26-28     |      |      |      |      |
|  <p><b>MB Multi-Tiler</b> w/ Adjustable (TD) Arms<br/>COM Yardage: 1.75<br/>Freight Class: 150<br/>Product Weight (lbs.): 52<br/>Cubic Feet Per Carton: 9.50</p> |  <p><b>ADJUSTMENTS</b><br/>(1) Tilt tension<br/>(2) Pneumatic seat height<br/>(3) Back angle<br/>(6) Back height*<br/>(7) Forward tilt lock<br/>(9) Chair tilt lock<br/>(5A) Center-tilt action</p> | <p>Ergonomic Features:<br/>A, B, C, D, F, G, H, M, N, Q, S</p> | <p>RTA 2</p>    | 1142                      | 1207     | 1257     | 1328                   | 1437     | 1475     | 1570                   | 1746      | 1832 | 1998 | 2219 | 2500 |
|   |  |  |  | <b>OVERALL DIMENSIONS</b> |          |          | <b>SEAT DIMENSIONS</b> |          |          | <b>BACK DIMENSIONS</b> |           |      |      |      |      |
|   |  |  |  | <b>W</b>                  | <b>D</b> | <b>H</b> | <b>W</b>               | <b>D</b> | <b>H</b> | <b>W</b>               | <b>H</b>  |      |      |      |      |
|   |  |  |  | 26.5                      | 26       | 41       | 22                     | 19       | 17-21    | 21.5                   | 20.5-22.5 |      |      |      |      |
|  <p><b>MB Tilter</b> w/ Adjustable (TD) Arms<br/>COM Yardage: 1.75<br/>Freight Class: 150<br/>Product Weight (lbs.): 46<br/>Cubic Feet Per Carton: 11.50</p>    |  <p><b>ADJUSTMENTS</b><br/>(1) Tilt tension<br/>(2) Pneumatic seat height<br/>(9) Chair tilt lock<br/>(5A) Center-tilt action</p>  | <p>Ergonomic Features:<br/>A, B, C, H, M, N, Q, S</p>          | <p>RTA 2</p>  | 1025                      | 1090     | 1140     | 1213                   | 1320     | 1361     | 1451                   | 1629      | 1717 | 1881 | 2104 | 2383 |
|   |  |  |  | <b>OVERALL DIMENSIONS</b> |          |          | <b>SEAT DIMENSIONS</b> |          |          | <b>BACK DIMENSIONS</b> |           |      |      |      |      |
|   |  |  |  | <b>W</b>                  | <b>D</b> | <b>H</b> | <b>W</b>               | <b>D</b> | <b>H</b> | <b>W</b>               | <b>H</b>  |      |      |      |      |
|   |  |  |  | 26.5                      | 26       | 41.5     | 22                     | 19       | 17-21    | 21.5                   | 20.5-22.5 |      |      |      |      |
|  <p><b>LB Operator</b> w/ Adjustable (TD) Arms<br/>COM Yardage: 1.75<br/>Freight Class: 150<br/>Product Weight (lbs.): 43<br/>Cubic Feet Per Carton: 8.25</p>  |  <p><b>ADJUSTMENTS</b><br/>(2) Pneumatic seat height<br/>(3) Back angle<br/>(4) Seat angle<br/>Free floating seat and back</p>  | <p>Ergonomic Features:<br/>C, D, F, G, H, M, N, Q</p>          | <p>RTA 2</p>  | 1113                      | 1179     | 1227     | 1302                   | 1410     | 1449     | 1541                   | 1720      | 1805 | 1969 | 2193 | 2471 |
|   |  |  |  | <b>OVERALL DIMENSIONS</b> |          |          | <b>SEAT DIMENSIONS</b> |          |          | <b>BACK DIMENSIONS</b> |           |      |      |      |      |
|   |  |  |  | <b>W</b>                  | <b>D</b> | <b>H</b> | <b>W</b>               | <b>D</b> | <b>H</b> | <b>W</b>               | <b>H</b>  |      |      |      |      |
|   |  |  |  | 26.5                      | 25       | 38       | 22                     | 19.5     | 17-21    | 19                     | 18.5-20.5 |      |      |      |      |

| DESCRIPTION   | FEATURES  | MODEL#                                     | STANDARD TEXTILE GRADES |   |       |                 |           |      |                 |      |      |      |      |      |  |  |
|---|---|--|-------------------------|---|-------|-----------------|-----------|------|-----------------|------|------|------|------|------|--|--|
|   |   |  | 1                       | 2   | 3     | 4               | 5         | 6    | 7               | 8    | 9    | 10   | 11   | 12   |  |  |
|  <p><b>LB Operator</b> Armless<br/>COM Yardage: 1.75<br/>Freight Class: 150<br/>Product Weight (lbs.): 36<br/>Cubic Feet Per Carton: 7</p> |  <p><b>ADJUSTMENTS</b><br/>(2) Pneumatic seat height<br/>(3) Back angle<br/>(4) Seat angle<br/>Free floating seat and back</p> | <b>4577-5</b>                              | 923                     | 988   | 1038  | 1110            | 1218      | 1258 | 1349            | 1529 | 1614 | 1779 | 2001 | 2282 |  |  |
|   |   |  | OVERALL DIMENSIONS      |   |       | SEAT DIMENSIONS |           |      | BACK DIMENSIONS |      |      |      |      |      |  |  |
|   |   |  | W                       | D   | H     | W               | D         | H    | W               | H    |      |      |      |      |  |  |
| 26.5  | 25.5  | 40.5                                       | 22                      | 19.5  | 17-21 | 19              | 18.5-20.5 |      |                 |      |      |      |      |      |  |  |
|   |   | Ergonomic Features:<br>C, D, F, G, H, M, N | <b>RTA 2</b>            |  |       |                 |           |      |                 |      |      |      |      |      |  |  |

FACTOR



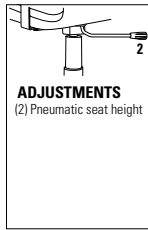
model 5540



model 5541

STANDARD MODEL MECHANISM:

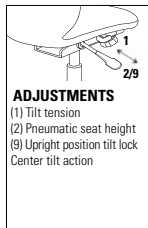
Task Basic Swivel mechanism (-6)



Ergonomic features:  
C

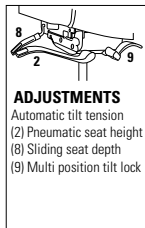
MECHANISM OPTIONS:

Tilter mechanism (-4)



Ergonomic features:  
A, B, C, S

Weight sensing  
Synchro-tilter mechanism (-8)



Ergonomic features:  
A, B, C, E, L

STANDARD FEATURES

- Factor, a value seating series with a full spectrum of mesh colors.
- Adjustable lumbar support is standard on all models. Height adjustable and split down the middle to flex independently side-to-side.
- Standard with (-6) Task Basic Swivel mechanism.
- (U1) Standard with fixed, forward swept arms. Self-skinned urethane (SSU) armcaps will match the selected frame color (Black or Shadow); Cloud frame comes with coordinating Fog armcaps.
- Standard with five prong, injection molded, fiberglass reinforced nylon Black base with (C82) dual wheel carpet casters. Base will match frame color selection; casters coordinate with base color.
- Upholstery options: fabric, vinyl or leather.
- Check textile availability prior to specifying upholstery material.
- Standard Ergonomic features: C, D, M, N, U (see Ergonomic Features & Benefits page).

OPTIONAL FEATURES

- Weight Sensing Synchro-Tilter control mechanism (-8) includes side activated sliding seat depth adjustment.
- Optional Tilter mechanism (-4) is also available.
- (U2) Optional height adjustable arms are available. Ergonomic Feature: H
- (U3) Optional height adjustable arms with sliding armcaps are available. Ergonomic Feature: H, Q
- For additional arms/caster options, please refer to the Arm and Caster section. Optional casters may be priced higher than the standard casters for your chair and the difference will be charged. Lower priced optional casters will not be credited.
- For fully assembled in box, please specify (SU). Add \$76.


Please add option codes in the following order:

- Model number**  
5540 High back with arms.  
5540NA High back, no arms.  
5541 Medium back with arms.  
5541NA Medium back, no arms.  
5546 Medium task stool with arms (Task Basic Swivel mechanism only).  
5546NA Medium task stool, no arms (Task Basic Swivel mechanism only).
- Mesh back** (colors shown on website)  
(P-1) Snow (P-8) Mocha  
(P-2) Sand (P-9) Eggplant  
(P-3) Pewter (Q-1) Buzz Blue  
(P-4) Silver Grey (Q-2) Poppy  
(P-5) Charcoal (Q-3) Pumpkin  
(P-6) Black (Q-4) Lime
- Textile**  
Specify textile code for seat.
- Frame color**  
(BK) Black. (Standard).  
(SH) Shadow. Add \$49 for armless models. Add \$64 for models with arms.  
(IC) Cloud. Add \$49 for armless models. Add \$64 for models with arms.
- Arms**  
(A-U1) Fixed height arms. (Standard).  
(A-U2) Height adjustable arms. Add \$23.  
(A-U3) Height adjustable arms w/sliding armcaps. Add \$51
- Base**  
(B7) Nylon base. (Color matches frame).  
(A7) Polished Aluminum base. Add \$167.
- Mechanism**  
(-4) Tilter mechanism. Add \$23.  
(-6) Task Basic Swivel mechanism (standard). No upcharge.  
(-8) Weight sensing synchro-tilter mechanism w/ standard seat slider. Add \$118.
- Casters**  
(C82) Carpet Casters (Standard).  
(C82R) Rubber Hard Floor Casters. Add \$94

EXAMPLE FACTOR ORDER CODE:

|      |      |       |    |     |      |     |       |
|------|------|-------|----|-----|------|-----|-------|
| 5541 | -P-5 | -FU75 | -8 | -SH | A-U3 | -B7 | -C82R |
|------|------|-------|----|-----|------|-----|-------|











Model #    Mesh Back    Textile    Mechanism    Frame Color    Arms    Base    Casters

| DESCRIPTION  | FEATURES | MODEL#    | STANDARD TEXTILE GRADES |     |      |                 |      |       |                 |      |      |      |      |      |
|--|----------|-----------|-------------------------|-----|------|-----------------|------|-------|-----------------|------|------|------|------|------|
|  |          |           | 1                       | 2   | 3    | 4               | 5    | 6     | 7               | 8    | 9    | 10   | 11   | 12   |
|  <p><b>High Back</b><br/>COM Yardage: 1<br/>Freight Class: 250<br/>Product Weight (lbs.): 37 (armless 31)<br/>Cubic Feet Per Carton: 10.5</p> |          | 5540      | 715                     | 764 | 779  | 819             | 873  | 900   | 949             | 1030 | 1090 | 1159 | 1295 | 1444 |
|  |          | With arms |                         |     |      |                 |      |       |                 |      |      |      |      |      |
|  |          |           | OVERALL DIMENSIONS      |     |      | SEAT DIMENSIONS |      |       | BACK DIMENSIONS |      |      |      |      |      |
|  |          |           | W                       | D   | H    | W               | D    | H     | W               | H    |      |      |      |      |
|  |          |           | 26.5                    | 24  | 41.5 | 20              | 17.5 | 16-20 | 18.5            | 23   |      |      |      |      |





RTA 1



1 per carton

| DESCRIPTION   | FEATURES      | MODEL#                    | STANDARD TEXTILE GRADES |              |   |              |          |                        |          |      |      |      |      |    |  |
|---|---------------|---------------------------|-------------------------|--------------|---|--------------|----------|------------------------|----------|------|------|------|------|----|--|
|   |               |                           | 1                       | 2            | 3   | 4            | 5        | 6                      | 7        | 8    | 9    | 10   | 11   | 12 |  |
| <br><b>High Back</b><br>COM Yardage: 1<br>Freight Class: 250<br>Product Weight (lbs.): 37 (armless 31)<br>Cubic Feet Per Carton: 10.5    |               |                           | 1                       | 2            | 3   | 4            | 5        | 6                      | 7        | 8    | 9    | 10   | 11   | 12 |  |
|   | <b>5540NA</b> | 667                       | 711                     | 731          | 771   | 832          | 852      | 906                    | 988      | 1049 | 1118 | 1260 | 1417 |    |  |
|   |               | <b>OVERALL DIMENSIONS</b> |                         |              | <b>SEAT DIMENSIONS</b>  |              |          | <b>BACK DIMENSIONS</b> |          |      |      |      |      |    |  |
|   |               | <b>W</b>                  | <b>D</b>                | <b>H</b>     | <b>W</b>  | <b>D</b>     | <b>H</b> | <b>W</b>               | <b>H</b> |      |      |      |      |    |  |
|   | 20            | 24                        | 41.5                    | 20           | 17.5  | 16-20        | 18.5     | 23                     |          |      |      |      |      |    |  |
|   |               |                           |                         | <b>RTA 1</b> |    | 1 per carton |          |                        |          |      |      |      |      |    |  |
| <br><b>Medium Back</b><br>COM Yardage: 1<br>Freight Class: 250<br>Product Weight (lbs.): 36 (armless 30)<br>Cubic Feet Per Carton: 10.5  |               |                           | 1                       | 2            | 3   | 4            | 5        | 6                      | 7        | 8    | 9    | 10   | 11   | 12 |  |
|   | <b>5541</b>   | 674                       | 710                     | 738          | 778   | 832          | 853      | 900                    | 982      | 1043 | 1104 | 1246 | 1389 |    |  |
|   |               | <b>OVERALL DIMENSIONS</b> |                         |              | <b>SEAT DIMENSIONS</b>  |              |          | <b>BACK DIMENSIONS</b> |          |      |      |      |      |    |  |
|   |               | <b>W</b>                  | <b>D</b>                | <b>H</b>     | <b>W</b>  | <b>D</b>     | <b>H</b> | <b>W</b>               | <b>H</b> |      |      |      |      |    |  |
|   | 26.5          | 24                        | 39                      | 20           | 17.5  | 16-20        | 18.5     | 20                     |          |      |      |      |      |    |  |
|   |               |                           |                         | <b>RTA 1</b> |    | 1 per carton |          |                        |          |      |      |      |      |    |  |
| <br><b>Medium Back</b><br>COM Yardage: 1<br>Freight Class: 250<br>Product Weight (lbs.): 36 (armless 30)<br>Cubic Feet Per Carton: 10.5 |               |                           | 1                       | 2            | 3   | 4            | 5        | 6                      | 7        | 8    | 9    | 10   | 11   | 12 |  |
|   | <b>5541NA</b> | 626                       | 662                     | 690          | 730   | 784          | 811      | 860                    | 941      | 1001 | 1070 | 1212 | 1361 |    |  |
|   |               | <b>OVERALL DIMENSIONS</b> |                         |              | <b>SEAT DIMENSIONS</b>  |              |          | <b>BACK DIMENSIONS</b> |          |      |      |      |      |    |  |
|   |               | <b>W</b>                  | <b>D</b>                | <b>H</b>     | <b>W</b>  | <b>D</b>     | <b>H</b> | <b>W</b>               | <b>H</b> |      |      |      |      |    |  |
|   | 20            | 24                        | 39                      | 20           | 17.5  | 16-20        | 18.5     | 20                     |          |      |      |      |      |    |  |
|   |               |                           |                         | <b>RTA 1</b> |  | 1 per carton |          |                        |          |      |      |      |      |    |  |
| <br><b>Stool</b><br>COM Yardage: 1<br>Freight Class: 250<br>Product Weight (lbs.): 40 (armless 34)<br>Cubic Feet Per Carton: 10.5      |               |                           | 1                       | 2            | 3   | 4            | 5        | 6                      | 7        | 8    | 9    | 10   | 11   | 12 |  |
|   | <b>5546</b>   | 831                       | 867                     | 895          | 935   | 989          | 1016     | 1065                   | 1146     | 1206 | 1275 | 1417 | 1566 |    |  |
|   |               | <b>OVERALL DIMENSIONS</b> |                         |              | <b>SEAT DIMENSIONS</b>  |              |          | <b>BACK DIMENSIONS</b> |          |      |      |      |      |    |  |
|   |               | <b>W</b>                  | <b>D</b>                | <b>H</b>     | <b>W</b>  | <b>D</b>     | <b>H</b> | <b>W</b>               | <b>H</b> |      |      |      |      |    |  |
|   | 26.5          | 23.5                      | 49                      | 20           | 17.5  | 23.75-33.75  | 18.5     | 20.5                   |          |      |      |      |      |    |  |
|   |               |                           |                         | <b>RTA 1</b> |  | 1 per carton |          |                        |          |      |      |      |      |    |  |
| <br><b>Stool</b><br>COM Yardage: 1<br>Freight Class: 250<br>Product Weight (lbs.): 40 (armless 34)<br>Cubic Feet Per Carton: 10.5      |               |                           | 1                       | 2            | 3   | 4            | 5        | 6                      | 7        | 8    | 9    | 10   | 11   | 12 |  |
|   | <b>5546NA</b> | 782                       | 826                     | 852          | 886   | 954          | 975      | 1021                   | 1103     | 1171 | 1238 | 1382 | 1537 |    |  |
|   |               | <b>OVERALL DIMENSIONS</b> |                         |              | <b>SEAT DIMENSIONS</b>  |              |          | <b>BACK DIMENSIONS</b> |          |      |      |      |      |    |  |
|   |               | <b>W</b>                  | <b>D</b>                | <b>H</b>     | <b>W</b>  | <b>D</b>     | <b>H</b> | <b>W</b>               | <b>H</b> |      |      |      |      |    |  |
|   | 20            | 23.5                      | 49                      | 20           | 17.5  | 23.75-33.75  | 18.5     | 20.5                   |          |      |      |      |      |    |  |
|   |               |                           |                         | <b>RTA 1</b> |  | 1 per carton |          |                        |          |      |      |      |      |    |  |



| DESCRIPTION   | FEATURES  | MODEL#                    | STANDARD TEXTILE GRADES   |              |                         |                         |              |                        |                        |          |      |      |      |      |
|---|---|---------------------------|---------------------------|--------------|-------------------------|-------------------------|--------------|------------------------|------------------------|----------|------|------|------|------|
|   |   |                           | 1                         | 2            | 3                       | 4                       | 5            | 6                      | 7                      | 8        | 9    | 10   | 11   | 12   |
|  <p><b>Medium Back</b><br/>COM Yardage: 1.65<br/>Freight Class: 125<br/>Product Weight (lbs.): 66<br/>Cubic Feet Per Carton: 10.50</p>         | <p>See series notes for mechanism options.</p> <p>* Standard seat</p> | <b>7331</b>               | 1296                      | 1356         | 1400                    | 1468                    | 1563         | 1610                   | 1697                   | 1836     | 1942 | 2062 | 2307 | 2567 |
|   |   |                           | <b>OVERALL DIMENSIONS</b> |              |                         | <b>SEAT DIMENSIONS*</b> |              |                        | <b>BACK DIMENSIONS</b> |          |      |      |      |      |
|   |   |                           | <b>W</b>                  | <b>D</b>     | <b>H</b>                | <b>W</b>                | <b>D</b>     | <b>H</b>               | <b>W</b>               | <b>H</b> |      |      |      |      |
|   |   |                           | 24                        | 21.5         | 41                      | 19.75                   | 16.5-19.5    | 16.5-20.5              | 19                     | 22       |      |      |      |      |
|   |   |                           |                           |              |                         | <b>RTA 1</b>            | 1 per carton |                        |                        |          |      |      |      |      |
|  <p><b>High Back</b><br/>COM Yardage: 1.75<br/>Freight Class: 125<br/>Product Weight (lbs.): 68<br/>Cubic Feet Per Carton: 10.50</p>           | <p>See series notes for mechanism options.</p> <p>* Standard seat</p> | <b>7332</b>               | 1368                      | 1432         | 1478                    | 1552                    | 1654         | 1703                   | 1795                   | 1944     | 2060 | 2184 | 2447 | 2727 |
|   |   |                           | <b>OVERALL DIMENSIONS</b> |              |                         | <b>SEAT DIMENSIONS*</b> |              |                        | <b>BACK DIMENSIONS</b> |          |      |      |      |      |
|   |   |                           | <b>W</b>                  | <b>D</b>     | <b>H</b>                | <b>W</b>                | <b>D</b>     | <b>H</b>               | <b>W</b>               | <b>H</b> |      |      |      |      |
|   |   |                           | 24.5                      | 23           | 44.5                    | 19.75                   | 16.5-19.5    | 16.5-20.5              | 19                     | 24.5     |      |      |      |      |
|   |   |                           |                           |              |                         | <b>RTA 1</b>            | 1 per carton |                        |                        |          |      |      |      |      |
|  <p><b>Extended High Back</b><br/>COM Yardage: 2<br/>Freight Class: 125<br/>Product Weight (lbs.): 70<br/>Cubic Feet Per Carton: 11</p>       | <p>See series notes for mechanism options.</p> <p>* Standard seat</p> | <b>7333</b>               | 1437                      | 1510         | 1565                    | 1649                    | 1768         | 1823                   | 1930                   | 2100     | 2232 | 2378 | 2679 | 3001 |
|   |   |                           | <b>OVERALL DIMENSIONS</b> |              |                         | <b>SEAT DIMENSIONS*</b> |              |                        | <b>BACK DIMENSIONS</b> |          |      |      |      |      |
|   |   |                           | <b>W</b>                  | <b>D</b>     | <b>H</b>                | <b>W</b>                | <b>D</b>     | <b>H</b>               | <b>W</b>               | <b>H</b> |      |      |      |      |
|   |   |                           | 26                        | 24           | 50                      | 19.75                   | 16.5-19.5    | 16.5-20.5              | 19                     | 27       |      |      |      |      |
|   |   |                           |                           |              |                         | <b>RTA 1</b>            | 1 per carton |                        |                        |          |      |      |      |      |
|  <p><b>Medium Back Stool</b><br/>COM Yardage: 1.65<br/>Freight Class: 150<br/>Product Weight (lbs.): 59<br/>Cubic Feet Per Carton: 10.50</p> | <p>See series notes for mechanism options.</p> <p>* Standard seat</p> | <b>7336</b>               | 1401                      | 1462         | 1506                    | 1575                    | 1670         | 1716                   | 1804                   | 1943     | 2048 | 2170 | 2416 | 2677 |
|   |   |                           | <b>7336NA</b><br>Armless  | 1296         | 1359                    | 1402                    | 1473         | 1570                   | 1615                   | 1704     | 1844 | 1953 | 2073 | 2321 |
|   |   | <b>OVERALL DIMENSIONS</b> |                           |              | <b>SEAT DIMENSIONS*</b> |                         |              | <b>BACK DIMENSIONS</b> |                        |          |      |      |      |      |
|   |   | <b>W</b>                  | <b>D</b>                  | <b>H</b>     | <b>W</b>                | <b>D</b>                | <b>H</b>     | <b>W</b>               | <b>H</b>               |          |      |      |      |      |
|   |   | 24                        | 22.5                      | 46           | 18.5                    | 16.5                    | 22-30        | 19                     | 22                     |          |      |      |      |      |
|   |   |                           | <b>RTA 1</b>              | 1 per carton |                         |                         |              |                        |                        |          |      |      |      |      |

# G G20

G20



model 6007



**Lumbar Support**

Automatic lumbar tension mechanism naturally adjusts to your posture while in upright or reclined position. The lumbar is also height adjustable.



Optional Fixed "C" Arm


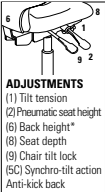

## WORK & TASK

### STANDARD FEATURES

- The striped mesh back is composed of an alternating vertical rows of clear elastomeric yarns and polyester yarns. This provides a very responsive back support.
- The inside of the mesh back is Black while the outside of the mesh is Silver to coordinate with the Polished Aluminum trim. Only available in a Black mesh back with Black arms and frame.
- Synchronized mechanism allows the back to smoothly tilt, while the seat gently reclines and slides to the rear. The seat does not lift up and keeps feet planted on floor. Four tilt positions, locks and infinite free float.
- Height adjustable self-skinned urethane (SSU) arms with sliding and pivoting armcaps.
- Independent lumbar adjustment on back (2.5" of height adjustment range on each side).
- Adjustable tilt tension knob located beside the seat. Simply rotate the knob for user preference.
- Side activated sliding seat depth adjustment (**MD**) is standard and provides 2" of adjustment.
- Base and frame are standard in Polished Aluminum with dual wheel carpet casters (**C82**).
- Check textile availability prior to specifying upholstery material.

### OPTIONAL FEATURES

- An optional black nylon base (**B7B**) is available. No upcharge.
- Optional fixed aluminum "C" arms with SSU armcaps (**DF**) are available. No upcharge.
- Please refer to "Cylinder Selection" section of the price book for additional cylinder options.
- For hard surface flooring casters, please specify (**C9R**). Add \$98
- For fully assembled in box, specify **SU**. Add \$76.

| DESCRIPTION  | FEATURES  | MODEL#  | STANDARD TEXTILE GRADES |      |      |      |      |      |      |      |   |      |      |      |   |   |      |      |       |   |  |  |   |   |
|--|---|---|-------------------------|------|------|------|------|------|------|------|---|------|------|------|---|---|------|------|-------|---|--|--|---|---|
|  |   |   | 1                       | 2    | 3    | 4    | 5    | 6    | 7    | 8    | 9   | 10   | 11   | 12   |   |   |      |      |       |   |  |  |   |   |
|  <p><b>Synchro - Tilter</b><br/>COM Yardage: 1<br/>Freight Class: 150<br/>Product Weight (lbs.): 53<br/>Cubic Feet Per Carton: 11</p> |  <p><b>ADJUSTMENTS</b><br/>(1) Tilt tension<br/>(2) Pneumatic seat height<br/>(6) Back height*<br/>(8) Seat depth<br/>(9) Chair tilt lock<br/>(5C) Synchro-tilt action<br/>Anti-kick back</p> | <b>6007</b>   | 1767                    | 1805 | 1834 | 1875 | 1934 | 1954 | 2005 | 2104 | 2153  | 2243 | 2369 | 2522 |   |   |      |      |       |   |  |  |   |   |
|  |   | <p><b>OVERALL DIMENSIONS</b></p> <table border="1"> <thead> <tr> <th>W</th> <th>D</th> <th>H</th> </tr> </thead> <tbody> <tr> <td>25.5</td> <td>23</td> <td>41.5</td> </tr> </tbody> </table> |                         |      | W    | D    | H    | 25.5 | 23   | 41.5 | <p><b>SEAT DIMENSIONS</b></p> <table border="1"> <thead> <tr> <th>W</th> <th>D</th> <th>H</th> </tr> </thead> <tbody> <tr> <td>19.5</td> <td>18.5</td> <td>17-21</td> </tr> </tbody> </table> |      |      | W    | D | H | 19.5 | 18.5 | 17-21 | <p><b>BACK DIMENSIONS</b></p> <table border="1"> <thead> <tr> <th>W</th> <th>H</th> </tr> </thead> <tbody> <tr> <td>19</td> <td>22</td> </tr> </tbody> </table> |  |  | W | H |
| W  | D   | H   |                         |      |      |      |      |      |      |      |   |      |      |      |   |   |      |      |       |   |  |  |   |   |
| 25.5   | 23  | 41.5  |                         |      |      |      |      |      |      |      |   |      |      |      |   |   |      |      |       |   |  |  |   |   |
| W  | D   | H   |                         |      |      |      |      |      |      |      |   |      |      |      |   |   |      |      |       |   |  |  |   |   |
| 19.5   | 18.5  | 17-21   |                         |      |      |      |      |      |      |      |   |      |      |      |   |   |      |      |       |   |  |  |   |   |
| W  | H   |   |                         |      |      |      |      |      |      |      |   |      |      |      |   |   |      |      |       |   |  |  |   |   |
| 19   | 22  |   |                         |      |      |      |      |      |      |      |   |      |      |      |   |   |      |      |       |   |  |  |   |   |
|  |   | <p>RTA 4 </p>  |                         |      |      |      |      |      |      |      |   |      |      |      |   |   |      |      |       |   |  |  |   |   |

Ergonomic Features:  
A, B, C, D, E, H, L, M, N, Q, R, U

GLOBAL ACCORD™



model 2670-2



model 2670-2



**Polished Aluminum Base**  
Arched aluminum spider base on all models add a distinctive look to the Global Accord series.



model 2671-4



model 2676-2



model 2670-4PB


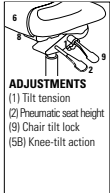

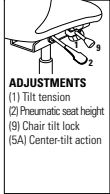
STANDARD FEATURES

- Global Accord offers an elegant and refined design that features a sling back style that molds to and evenly supports the back and spine.
- Cast aluminum with a mirror finish accent the arms and base.
- Soft touch self-skinned urethane armcaps are available in Black Only.
- All models are standard with a five prong, polished cast aluminum spider base with dual wheel carpet casters (C1).
- Pedestal base models are offered on (-4) Tilter mechanisms only. These models provide fixed location seating for use in auditoriums, classrooms, jury boxes, public venues and more. The base must be mounted to the floor (mounting hardware not included). See Pedestal Base Installation Guide for details.
- Mesh back models are available featuring a breathable mesh sling style back in 24 brilliant Vue colors: Sandy Beach (VU10), Desert Sand (VU11), Orange Sunset (VU12), Chocolate Fountain (VU13), Arctic Blue (VU14), Quarry Grey (VU15), Tidal Wave (VU16), Ivy Moss (VU17), Red Rose (VU18), Coal Black (VU19), White (VU20), Lime (VU21), Chartreuse (VU23), Pool Blue (VU26), Sky (VU28), Primary Blue (VU32), Tangerine (VU34), Paprika (VU37), Grain (VU40), Yellow (VU43), Silver Grey (VU55), Silver (VU63), Hot Pink (VU65) and Red Mittens (VU70). Please specify
- Check textile availability prior to specifying upholstery material.


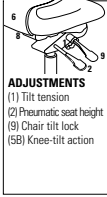


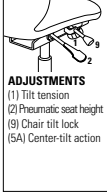


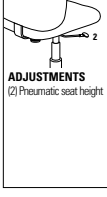


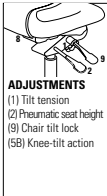


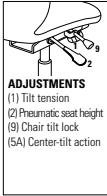

OPTIONAL FEATURES


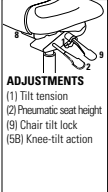


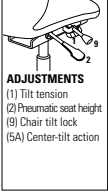


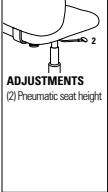


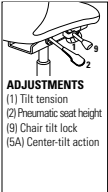


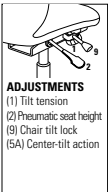

- There are no arm options for the Accord series.
- Optional (B5) black plastic base with aluminum arms combination. No upcharge.
- For hard surface flooring casters, please specify (C9R). Add \$72
- Please refer to the "Casters Selection" section of the price book for caster options. Optional casters may be priced higher than the standard casters for your chair and the difference will be charged. Lower priced optional casters will not be credited.
- Pedestal Base models have Black bases with 2" height adjustable cylinders. Please specify: (SCC) Swivel, auto return to max height. No upcharge. (SN) Non-swivel, auto return to max height. Add \$21. (SC) Swivel, self-centering and return to max height. Add \$33.
- For Memory Foam, specify (MF) and add \$117.
- For fully assembled in box, specify SU. Add \$76.


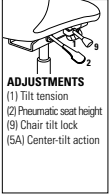


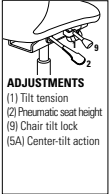



| DESCRIPTION  | FEATURES   | MODEL#               | STANDARD TEXTILE GRADES   |          |          |                        |          |          |                        |          |      |      |      |      |  |  |
|--|--|----------------------|---------------------------|----------|----------|------------------------|----------|----------|------------------------|----------|------|------|------|------|--|--|
|  |  |                      | 1                         | 2        | 3        | 4                      | 5        | 6        | 7                      | 8        | 9    | 10   | 11   | 12   |  |  |
|  <p><b>HB Knee - Tilter</b><br/>COM Yardage: 2<br/>Freight Class: 150<br/>Product Weight (lbs.): 56<br/>Cubic Feet Per Carton: 13</p> |  <p><b>ADJUSTMENTS</b><br/>(1) Tilt tension<br/>(2) Pneumatic seat height<br/>(9) Chair tilt lock<br/>(5B) Knee-tilt action</p>   | <p><b>2670-2</b></p> | 1587                      | 1657     | 1712     | 1793                   | 1924     | 1973     | 2075                   | 2278     | 2376 | 2565 | 2820 | 3139 |  |  |
|  |  |                      | <b>OVERALL DIMENSIONS</b> |          |          | <b>SEAT DIMENSIONS</b> |          |          | <b>BACK DIMENSIONS</b> |          |      |      |      |      |  |  |
|  |  |                      | <b>W</b>                  | <b>D</b> | <b>H</b> | <b>W</b>               | <b>D</b> | <b>H</b> | <b>W</b>               | <b>H</b> |      |      |      |      |  |  |
|  |  |                      | 25                        | 25       | 44       | 20                     | 19       | 18-22    | 18.5                   | 23       |      |      |      |      |  |  |
|  <p><b>HB Tilter</b><br/>COM Yardage: 2<br/>Freight Class: 150<br/>Product Weight (lbs.): 43<br/>Cubic Feet Per Carton: 10.75</p>     |  <p><b>ADJUSTMENTS</b><br/>(1) Tilt tension<br/>(2) Pneumatic seat height<br/>(9) Chair tilt lock<br/>(5A) Center-tilt action</p> | <p><b>2670-4</b></p> | 1304                      | 1377     | 1430     | 1510                   | 1625     | 1690     | 1794                   | 1947     | 2096 | 2217 | 2540 | 2858 |  |  |
|  |  |                      | <b>OVERALL DIMENSIONS</b> |          |          | <b>SEAT DIMENSIONS</b> |          |          | <b>BACK DIMENSIONS</b> |          |      |      |      |      |  |  |
|  |  |                      | <b>W</b>                  | <b>D</b> | <b>H</b> | <b>W</b>               | <b>D</b> | <b>H</b> | <b>W</b>               | <b>H</b> |      |      |      |      |  |  |
|  |  |                      | 25                        | 25       | 42.5     | 20                     | 19       | 17-21    | 18.5                   | 23       |      |      |      |      |  |  |



| DESCRIPTION  | FEATURES   | MODEL#  | STANDARD TEXTILE GRADES  |               |                           |                        |          |                        |                        |          |                        |          |      |      |      |      |
|--|--|---|--|---------------|---------------------------|------------------------|----------|------------------------|------------------------|----------|------------------------|----------|------|------|------|------|
|  |  |   | 1  | 2             | 3                         | 4                      | 5        | 6                      | 7                      | 8        | 9                      | 10       | 11   | 12   |      |      |
|  <p><b>MB Knee - Tilter</b><br/>COM Yardage: 1.75<br/>Freight Class: 150<br/>Product Weight (lbs.): 50<br/>Cubic Feet Per Carton: 10.75</p> |  <p><b>ADJUSTMENTS</b><br/>(1) Tilt tension<br/>(2) Pneumatic seat height<br/>(9) Chair tilt lock<br/>(5B) Knee-tilt action</p> | <b>2671-2</b>   | 1546   | 1616          | 1671                      | 1750                   | 1863     | 1879                   | 1973                   | 2187     | 2236                   | 2458     | 2624 | 2903 |      |      |
|  |  |   | <b>OVERALL DIMENSIONS</b>  |               |                           | <b>SEAT DIMENSIONS</b> |          |                        | <b>BACK DIMENSIONS</b> |          |                        |          |      |      |      |      |
|  |  |   | <b>W</b>   | <b>D</b>      | <b>H</b>                  | <b>W</b>               | <b>D</b> | <b>H</b>               | <b>W</b>               | <b>H</b> |                        |          |      |      |      |      |
|  |  |   | 25   | 25            | 38.5                      | 20                     | 19       | 18-22                  | 18.5                   | 18       |                        |          |      |      |      |      |
| <p>Ergonomic Features:<br/>A, B, C, J, M, N, U</p>   | <p>RTA 1</p>    |   |  |               |                           |                        |          |                        |                        |          |                        |          |      |      |      |      |
|  |  |  <p><b>MB Tilter</b><br/>COM Yardage: 1.75<br/>Freight Class: 250<br/>Product Weight (lbs.): 40<br/>Cubic Feet Per Carton: 10.75</p>         |  <p><b>ADJUSTMENTS</b><br/>(1) Tilt tension<br/>(2) Pneumatic seat height<br/>(9) Chair tilt lock<br/>(5A) Center-tilt action</p>   | <b>2671-4</b> | 1264                      | 1334                   | 1391     | 1470                   | 1585                   | 1599     | 1695                   | 1907     | 1955 | 2177 | 2343 | 2624 |
|  |  |   |  |               | <b>OVERALL DIMENSIONS</b> |                        |          | <b>SEAT DIMENSIONS</b> |                        |          | <b>BACK DIMENSIONS</b> |          |      |      |      |      |
|  |  |   |  |               | <b>W</b>                  | <b>D</b>               | <b>H</b> | <b>W</b>               | <b>D</b>               | <b>H</b> | <b>W</b>               | <b>H</b> |      |      |      |      |
| 25   | 25   |   |  |               | 37                        | 20                     | 19       | 17-21                  | 18.5                   | 18       |                        |          |      |      |      |      |
| <p>Ergonomic Features:<br/>A, B, C, M, N, S, U</p>   | <p>RTA 1</p>    |   |  |               |                           |                        |          |                        |                        |          |                        |          |      |      |      |      |
|  |  |  <p><b>MB Stool</b><br/>COM Yardage: 1.75<br/>Freight Class: 150<br/>Product Weight (lbs.): 48<br/>Cubic Feet Per Carton: 10.75</p>         |  <p><b>ADJUSTMENTS</b><br/>(2) Pneumatic seat height</p>   | <b>2672-6</b> | 1552                      | 1617                   | 1662     | 1737                   | 1838                   | 1871     | 1961                   | 2130     | 2211 | 2368 | 2582 | 2848 |
|  |  |   |  |               | <b>OVERALL DIMENSIONS</b> |                        |          | <b>SEAT DIMENSIONS</b> |                        |          | <b>BACK DIMENSIONS</b> |          |      |      |      |      |
|  |  |   |  |               | <b>W</b>                  | <b>D</b>               | <b>H</b> | <b>W</b>               | <b>D</b>               | <b>H</b> | <b>W</b>               | <b>H</b> |      |      |      |      |
| 25   | 26   |   |  |               | 46.5                      | 20                     | 19       | 22.75-32.75            | 18.5                   | 18       |                        |          |      |      |      |      |
| <p>Ergonomic Features:<br/>C, M, N, U</p>  | <p>RTA 1</p>    |   |  |               |                           |                        |          |                        |                        |          |                        |          |      |      |      |      |
|  |  |  <p><b>Mesh HB Knee - Tilter</b><br/>COM Yardage: 1<br/>Freight Class: 150<br/>Product Weight (lbs.): 56<br/>Cubic Feet Per Carton: 13</p> |  <p><b>ADJUSTMENTS</b><br/>(1) Tilt tension<br/>(2) Pneumatic seat height<br/>(9) Chair tilt lock<br/>(5B) Knee-tilt action</p>   | <b>2676-2</b> | 1718                      | 1756                   | 1784     | 1824                   | 1885                   | 1905     | 1956                   | 2055     | 2104 | 2193 | 2318 | 2473 |
|  |  |   |  |               | <b>OVERALL DIMENSIONS</b> |                        |          | <b>SEAT DIMENSIONS</b> |                        |          | <b>BACK DIMENSIONS</b> |          |      |      |      |      |
|  |  |   |  |               | <b>W</b>                  | <b>D</b>               | <b>H</b> | <b>W</b>               | <b>D</b>               | <b>H</b> | <b>W</b>               | <b>H</b> |      |      |      |      |
| 25   | 25   |   |  |               | 44                        | 20                     | 19       | 18-22                  | 18.5                   | 23       |                        |          |      |      |      |      |
| <p>Ergonomic Features:<br/>A, B, C, J, M, N, U</p>   | <p>RTA 1</p>    |   |  |               |                           |                        |          |                        |                        |          |                        |          |      |      |      |      |
|  |  |  <p><b>Mesh HB Tilter</b><br/>COM Yardage: 1<br/>Freight Class: 150<br/>Product Weight (lbs.): 43<br/>Cubic Feet Per Carton: 10.75</p>     |  <p><b>ADJUSTMENTS</b><br/>(1) Tilt tension<br/>(2) Pneumatic seat height<br/>(9) Chair tilt lock<br/>(5A) Center-tilt action</p> | <b>2676-4</b> | 1436                      | 1474                   | 1503     | 1543                   | 1603                   | 1623     | 1674                   | 1773     | 1822 | 1912 | 2038 | 2191 |
|  |  |   |  |               | <b>OVERALL DIMENSIONS</b> |                        |          | <b>SEAT DIMENSIONS</b> |                        |          | <b>BACK DIMENSIONS</b> |          |      |      |      |      |
|  |  |   |  |               | <b>W</b>                  | <b>D</b>               | <b>H</b> | <b>W</b>               | <b>D</b>               | <b>H</b> | <b>W</b>               | <b>H</b> |      |      |      |      |
| 25   | 25   |   |  |               | 42.5                      | 20                     | 19       | 17-21                  | 18.5                   | 23       |                        |          |      |      |      |      |
| <p>Ergonomic Features:<br/>A, B, C, M, N, S, U</p>   | <p>RTA 1</p>    |   |  |               |                           |                        |          |                        |                        |          |                        |          |      |      |      |      |

| DESCRIPTION  | FEATURES   | MODEL#   | STANDARD TEXTILE GRADES  |      |      |      |      |      |   |      |      |      |      |      |          |    |           |   |  |  |  |  |  |   |   |      |    |   |   |   |   |   |   |   |   |    |    |    |      |      |      |      |      |      |      |      |      |      |      |      |
|--|--|--|--|------|------|------|------|------|---|------|------|------|------|------|----------|----|-----------|---|--|--|--|--|--|---|---|------|----|---|---|---|---|---|---|---|---|----|----|----|------|------|------|------|------|------|------|------|------|------|------|------|
|  |  |  | 1  | 2    | 3    | 4    | 5    | 6    | 7   | 8    | 9    | 10   | 11   | 12   |          |    |           |   |  |  |  |  |  |   |   |      |    |   |   |   |   |   |   |   |   |    |    |    |      |      |      |      |      |      |      |      |      |      |      |      |
|  <p><b>Mesh MB Knee - Tilter</b><br/>COM Yardage: 1<br/>Freight Class: 150<br/>Product Weight (lbs.): 50<br/>Cubic Feet Per Carton: 10.75</p>             |  <p><b>ADJUSTMENTS</b><br/>(1) Tilt tension<br/>(2) Pneumatic seat height<br/>(9) Chair tilt lock<br/>(5B) Knee-tilt action</p>     | <p>Ergonomic Features:<br/>A, B, C, J, M, N, U</p> | <table border="1"> <tr> <td colspan="12">2677-2</td> </tr> <tr> <td>1</td><td>2</td><td>3</td><td>4</td><td>5</td><td>6</td><td>7</td><td>8</td><td>9</td><td>10</td><td>11</td><td>12</td> </tr> <tr> <td>1663</td><td>1700</td><td>1728</td><td>1769</td><td>1828</td><td>1849</td><td>1900</td><td>1999</td><td>2048</td><td>2138</td><td>2263</td><td>2417</td> </tr> </table>   |      |      |      |      |      |   |      |      |      |      |      | 2677-2   |    |           |   |  |  |  |  |  |   |   |      | 1  | 2 | 3 | 4 | 5 | 6 | 7 | 8 | 9 | 10 | 11 | 12 | 1663 | 1700 | 1728 | 1769 | 1828 | 1849 | 1900 | 1999 | 2048 | 2138 | 2263 | 2417 |
|  |  |  | 2677-2   |      |      |      |      |      |   |      |      |      |      |      |          |    |           |   |  |  |  |  |  |   |   |      |    |   |   |   |   |   |   |   |   |    |    |    |      |      |      |      |      |      |      |      |      |      |      |      |
|  |  |  | 1  | 2    | 3    | 4    | 5    | 6    | 7   | 8    | 9    | 10   | 11   | 12   |          |    |           |   |  |  |  |  |  |   |   |      |    |   |   |   |   |   |   |   |   |    |    |    |      |      |      |      |      |      |      |      |      |      |      |      |
|  |  |  | 1663   | 1700 | 1728 | 1769 | 1828 | 1849 | 1900  | 1999 | 2048 | 2138 | 2263 | 2417 |          |    |           |   |  |  |  |  |  |   |   |      |    |   |   |   |   |   |   |   |   |    |    |    |      |      |      |      |      |      |      |      |      |      |      |      |
| <p><b>OVERALL DIMENSIONS</b></p> <table border="1"> <tr> <th>W</th><th>D</th><th>H</th> </tr> <tr> <td>25</td><td>25</td><td>38.5</td> </tr> </table>  |  |  | W  | D    | H    | 25   | 25   | 38.5 | <p><b>SEAT DIMENSIONS</b></p> <table border="1"> <tr> <th>W</th><th>D</th><th>H</th> </tr> <tr> <td>20</td><td>19</td><td>18-22</td> </tr> </table>     |      |      | W    | D    | H    | 20       | 19 | 18-22     | <p><b>BACK DIMENSIONS</b></p> <table border="1"> <tr> <th>W</th><th>H</th> </tr> <tr> <td>18.5</td><td>18</td> </tr> </table> |  |  |  |  |  | W | H | 18.5 | 18 |   |   |   |   |   |   |   |   |    |    |    |      |      |      |      |      |      |      |      |      |      |      |      |
| W  | D  | H  |  |      |      |      |      |      |   |      |      |      |      |      |          |    |           |   |  |  |  |  |  |   |   |      |    |   |   |   |   |   |   |   |   |    |    |    |      |      |      |      |      |      |      |      |      |      |      |      |
| 25   | 25   | 38.5   |  |      |      |      |      |      |   |      |      |      |      |      |          |    |           |   |  |  |  |  |  |   |   |      |    |   |   |   |   |   |   |   |   |    |    |    |      |      |      |      |      |      |      |      |      |      |      |      |
| W  | D  | H  |  |      |      |      |      |      |   |      |      |      |      |      |          |    |           |   |  |  |  |  |  |   |   |      |    |   |   |   |   |   |   |   |   |    |    |    |      |      |      |      |      |      |      |      |      |      |      |      |
| 20   | 19   | 18-22  |  |      |      |      |      |      |   |      |      |      |      |      |          |    |           |   |  |  |  |  |  |   |   |      |    |   |   |   |   |   |   |   |   |    |    |    |      |      |      |      |      |      |      |      |      |      |      |      |
| W  | H  |  |  |      |      |      |      |      |   |      |      |      |      |      |          |    |           |   |  |  |  |  |  |   |   |      |    |   |   |   |   |   |   |   |   |    |    |    |      |      |      |      |      |      |      |      |      |      |      |      |
| 18.5   | 18   |  |  |      |      |      |      |      |   |      |      |      |      |      |          |    |           |   |  |  |  |  |  |   |   |      |    |   |   |   |   |   |   |   |   |    |    |    |      |      |      |      |      |      |      |      |      |      |      |      |
| <p>RTA 1 </p>   |  |  |  |      |      |      |      |      |   |      |      |      |      |      |          |    |           |   |  |  |  |  |  |   |   |      |    |   |   |   |   |   |   |   |   |    |    |    |      |      |      |      |      |      |      |      |      |      |      |      |
|  <p><b>Mesh MB Tilter</b><br/>COM Yardage: 1<br/>Freight Class: 250<br/>Product Weight (lbs.): 40<br/>Cubic Feet Per Carton: 10.75</p>                    |  <p><b>ADJUSTMENTS</b><br/>(1) Tilt tension<br/>(2) Pneumatic seat height<br/>(9) Chair tilt lock<br/>(5A) Center-tilt action</p>   | <p>Ergonomic Features:<br/>A, B, C, M, N, S, U</p> | <table border="1"> <tr> <td colspan="12">2677-4</td> </tr> <tr> <td>1</td><td>2</td><td>3</td><td>4</td><td>5</td><td>6</td><td>7</td><td>8</td><td>9</td><td>10</td><td>11</td><td>12</td> </tr> <tr> <td>1380</td><td>1418</td><td>1446</td><td>1486</td><td>1547</td><td>1567</td><td>1618</td><td>1717</td><td>1766</td><td>1855</td><td>1980</td><td>2135</td> </tr> </table>   |      |      |      |      |      |   |      |      |      |      |      | 2677-4   |    |           |   |  |  |  |  |  |   |   |      | 1  | 2 | 3 | 4 | 5 | 6 | 7 | 8 | 9 | 10 | 11 | 12 | 1380 | 1418 | 1446 | 1486 | 1547 | 1567 | 1618 | 1717 | 1766 | 1855 | 1980 | 2135 |
|  |  |  | 2677-4   |      |      |      |      |      |   |      |      |      |      |      |          |    |           |   |  |  |  |  |  |   |   |      |    |   |   |   |   |   |   |   |   |    |    |    |      |      |      |      |      |      |      |      |      |      |      |      |
|  |  |  | 1  | 2    | 3    | 4    | 5    | 6    | 7   | 8    | 9    | 10   | 11   | 12   |          |    |           |   |  |  |  |  |  |   |   |      |    |   |   |   |   |   |   |   |   |    |    |    |      |      |      |      |      |      |      |      |      |      |      |      |
|  |  |  | 1380   | 1418 | 1446 | 1486 | 1547 | 1567 | 1618  | 1717 | 1766 | 1855 | 1980 | 2135 |          |    |           |   |  |  |  |  |  |   |   |      |    |   |   |   |   |   |   |   |   |    |    |    |      |      |      |      |      |      |      |      |      |      |      |      |
| <p><b>OVERALL DIMENSIONS</b></p> <table border="1"> <tr> <th>W</th><th>D</th><th>H</th> </tr> <tr> <td>25</td><td>25</td><td>37</td> </tr> </table>  |  |  | W  | D    | H    | 25   | 25   | 37   | <p><b>SEAT DIMENSIONS</b></p> <table border="1"> <tr> <th>W</th><th>D</th><th>H</th> </tr> <tr> <td>20</td><td>19</td><td>17-21</td> </tr> </table>     |      |      | W    | D    | H    | 20       | 19 | 17-21     | <p><b>BACK DIMENSIONS</b></p> <table border="1"> <tr> <th>W</th><th>H</th> </tr> <tr> <td>18.5</td><td>18</td> </tr> </table> |  |  |  |  |  | W | H | 18.5 | 18 |   |   |   |   |   |   |   |   |    |    |    |      |      |      |      |      |      |      |      |      |      |      |      |
| W  | D  | H  |  |      |      |      |      |      |   |      |      |      |      |      |          |    |           |   |  |  |  |  |  |   |   |      |    |   |   |   |   |   |   |   |   |    |    |    |      |      |      |      |      |      |      |      |      |      |      |      |
| 25   | 25   | 37   |  |      |      |      |      |      |   |      |      |      |      |      |          |    |           |   |  |  |  |  |  |   |   |      |    |   |   |   |   |   |   |   |   |    |    |    |      |      |      |      |      |      |      |      |      |      |      |      |
| W  | D  | H  |  |      |      |      |      |      |   |      |      |      |      |      |          |    |           |   |  |  |  |  |  |   |   |      |    |   |   |   |   |   |   |   |   |    |    |    |      |      |      |      |      |      |      |      |      |      |      |      |
| 20   | 19   | 17-21  |  |      |      |      |      |      |   |      |      |      |      |      |          |    |           |   |  |  |  |  |  |   |   |      |    |   |   |   |   |   |   |   |   |    |    |    |      |      |      |      |      |      |      |      |      |      |      |      |
| W  | H  |  |  |      |      |      |      |      |   |      |      |      |      |      |          |    |           |   |  |  |  |  |  |   |   |      |    |   |   |   |   |   |   |   |   |    |    |    |      |      |      |      |      |      |      |      |      |      |      |      |
| 18.5   | 18   |  |  |      |      |      |      |      |   |      |      |      |      |      |          |    |           |   |  |  |  |  |  |   |   |      |    |   |   |   |   |   |   |   |   |    |    |    |      |      |      |      |      |      |      |      |      |      |      |      |
| <p>RTA 1 </p>   |  |  |  |      |      |      |      |      |   |      |      |      |      |      |          |    |           |   |  |  |  |  |  |   |   |      |    |   |   |   |   |   |   |   |   |    |    |    |      |      |      |      |      |      |      |      |      |      |      |      |
|  <p><b>Mesh MB Stool</b><br/>COM Yardage: 1<br/>Freight Class: 150<br/>Product Weight (lbs.): 48<br/>Cubic Feet Per Carton: 10.75</p>                    |  <p><b>ADJUSTMENTS</b><br/>(2) Pneumatic seat height</p>   | <p>Ergonomic Features:<br/>C, M, N, U</p>          | <table border="1"> <tr> <td colspan="12">2678-6</td> </tr> <tr> <td>1</td><td>2</td><td>3</td><td>4</td><td>5</td><td>6</td><td>7</td><td>8</td><td>9</td><td>10</td><td>11</td><td>12</td> </tr> <tr> <td>1651</td><td>1689</td><td>1717</td><td>1757</td><td>1816</td><td>1838</td><td>1889</td><td>1988</td><td>2037</td><td>2126</td><td>2251</td><td>2406</td> </tr> </table>   |      |      |      |      |      |   |      |      |      |      |      | 2678-6   |    |           |   |  |  |  |  |  |   |   |      | 1  | 2 | 3 | 4 | 5 | 6 | 7 | 8 | 9 | 10 | 11 | 12 | 1651 | 1689 | 1717 | 1757 | 1816 | 1838 | 1889 | 1988 | 2037 | 2126 | 2251 | 2406 |
|  |  |  | 2678-6   |      |      |      |      |      |   |      |      |      |      |      |          |    |           |   |  |  |  |  |  |   |   |      |    |   |   |   |   |   |   |   |   |    |    |    |      |      |      |      |      |      |      |      |      |      |      |      |
|  |  |  | 1  | 2    | 3    | 4    | 5    | 6    | 7   | 8    | 9    | 10   | 11   | 12   |          |    |           |   |  |  |  |  |  |   |   |      |    |   |   |   |   |   |   |   |   |    |    |    |      |      |      |      |      |      |      |      |      |      |      |      |
|  |  |  | 1651   | 1689 | 1717 | 1757 | 1816 | 1838 | 1889  | 1988 | 2037 | 2126 | 2251 | 2406 |          |    |           |   |  |  |  |  |  |   |   |      |    |   |   |   |   |   |   |   |   |    |    |    |      |      |      |      |      |      |      |      |      |      |      |      |
| <p><b>OVERALL DIMENSIONS</b></p> <table border="1"> <tr> <th>W</th><th>D</th><th>H</th> </tr> <tr> <td>25</td><td>26</td><td>47</td> </tr> </table>  |  |  | W  | D    | H    | 25   | 26   | 47   | <p><b>SEAT DIMENSIONS</b></p> <table border="1"> <tr> <th>W</th><th>D</th><th>H</th> </tr> <tr> <td>20</td><td>19</td><td>23.5-33.5</td> </tr> </table> |      |      | W    | D    | H    | 20       | 19 | 23.5-33.5 | <p><b>BACK DIMENSIONS</b></p> <table border="1"> <tr> <th>W</th><th>H</th> </tr> <tr> <td>18.5</td><td>18</td> </tr> </table> |  |  |  |  |  | W | H | 18.5 | 18 |   |   |   |   |   |   |   |   |    |    |    |      |      |      |      |      |      |      |      |      |      |      |      |
| W  | D  | H  |  |      |      |      |      |      |   |      |      |      |      |      |          |    |           |   |  |  |  |  |  |   |   |      |    |   |   |   |   |   |   |   |   |    |    |    |      |      |      |      |      |      |      |      |      |      |      |      |
| 25   | 26   | 47   |  |      |      |      |      |      |   |      |      |      |      |      |          |    |           |   |  |  |  |  |  |   |   |      |    |   |   |   |   |   |   |   |   |    |    |    |      |      |      |      |      |      |      |      |      |      |      |      |
| W  | D  | H  |  |      |      |      |      |      |   |      |      |      |      |      |          |    |           |   |  |  |  |  |  |   |   |      |    |   |   |   |   |   |   |   |   |    |    |    |      |      |      |      |      |      |      |      |      |      |      |      |
| 20   | 19   | 23.5-33.5  |  |      |      |      |      |      |   |      |      |      |      |      |          |    |           |   |  |  |  |  |  |   |   |      |    |   |   |   |   |   |   |   |   |    |    |    |      |      |      |      |      |      |      |      |      |      |      |      |
| W  | H  |  |  |      |      |      |      |      |   |      |      |      |      |      |          |    |           |   |  |  |  |  |  |   |   |      |    |   |   |   |   |   |   |   |   |    |    |    |      |      |      |      |      |      |      |      |      |      |      |      |
| 18.5   | 18   |  |  |      |      |      |      |      |   |      |      |      |      |      |          |    |           |   |  |  |  |  |  |   |   |      |    |   |   |   |   |   |   |   |   |    |    |    |      |      |      |      |      |      |      |      |      |      |      |      |
| <p>RTA 1 </p>   |  |  |  |      |      |      |      |      |   |      |      |      |      |      |          |    |           |   |  |  |  |  |  |   |   |      |    |   |   |   |   |   |   |   |   |    |    |    |      |      |      |      |      |      |      |      |      |      |      |      |
|  <p><b>HB Tilter with Pedestal Base</b><br/>COM Yardage: 2<br/>Freight Class: 150<br/>Product Weight (lbs.): 47<br/>Cubic Feet Per Carton: 10.75</p>    |  <p><b>ADJUSTMENTS</b><br/>(1) Tilt tension<br/>(2) Pneumatic seat height<br/>(9) Chair tilt lock<br/>(5A) Center-tilt action</p> | <p>Ergonomic Features:<br/>A, B, C, M, N, S, U</p> | <table border="1"> <tr> <td colspan="12">2670-4PB</td> </tr> <tr> <td>1</td><td>2</td><td>3</td><td>4</td><td>5</td><td>6</td><td>7</td><td>8</td><td>9</td><td>10</td><td>11</td><td>12</td> </tr> <tr> <td>1536</td><td>1611</td><td>1668</td><td>1755</td><td>1877</td><td>1934</td><td>2044</td><td>2221</td><td>2358</td><td>2507</td><td>2818</td><td>3149</td> </tr> </table> |      |      |      |      |      |   |      |      |      |      |      | 2670-4PB |    |           |   |  |  |  |  |  |   |   |      | 1  | 2 | 3 | 4 | 5 | 6 | 7 | 8 | 9 | 10 | 11 | 12 | 1536 | 1611 | 1668 | 1755 | 1877 | 1934 | 2044 | 2221 | 2358 | 2507 | 2818 | 3149 |
|  |  |  | 2670-4PB   |      |      |      |      |      |   |      |      |      |      |      |          |    |           |   |  |  |  |  |  |   |   |      |    |   |   |   |   |   |   |   |   |    |    |    |      |      |      |      |      |      |      |      |      |      |      |      |
|  |  |  | 1  | 2    | 3    | 4    | 5    | 6    | 7   | 8    | 9    | 10   | 11   | 12   |          |    |           |   |  |  |  |  |  |   |   |      |    |   |   |   |   |   |   |   |   |    |    |    |      |      |      |      |      |      |      |      |      |      |      |      |
|  |  |  | 1536   | 1611 | 1668 | 1755 | 1877 | 1934 | 2044  | 2221 | 2358 | 2507 | 2818 | 3149 |          |    |           |   |  |  |  |  |  |   |   |      |    |   |   |   |   |   |   |   |   |    |    |    |      |      |      |      |      |      |      |      |      |      |      |      |
| <p><b>OVERALL DIMENSIONS</b></p> <table border="1"> <tr> <th>W</th><th>D</th><th>H</th> </tr> <tr> <td>25</td><td>25</td><td>41</td> </tr> </table>  |  |  | W  | D    | H    | 25   | 25   | 41   | <p><b>SEAT DIMENSIONS</b></p> <table border="1"> <tr> <th>W</th><th>D</th><th>H</th> </tr> <tr> <td>20</td><td>19</td><td>16.5-18.5</td> </tr> </table> |      |      | W    | D    | H    | 20       | 19 | 16.5-18.5 | <p><b>BACK DIMENSIONS</b></p> <table border="1"> <tr> <th>W</th><th>H</th> </tr> <tr> <td>18.5</td><td>23</td> </tr> </table> |  |  |  |  |  | W | H | 18.5 | 23 |   |   |   |   |   |   |   |   |    |    |    |      |      |      |      |      |      |      |      |      |      |      |      |
| W  | D  | H  |  |      |      |      |      |      |   |      |      |      |      |      |          |    |           |   |  |  |  |  |  |   |   |      |    |   |   |   |   |   |   |   |   |    |    |    |      |      |      |      |      |      |      |      |      |      |      |      |
| 25   | 25   | 41   |  |      |      |      |      |      |   |      |      |      |      |      |          |    |           |   |  |  |  |  |  |   |   |      |    |   |   |   |   |   |   |   |   |    |    |    |      |      |      |      |      |      |      |      |      |      |      |      |
| W  | D  | H  |  |      |      |      |      |      |   |      |      |      |      |      |          |    |           |   |  |  |  |  |  |   |   |      |    |   |   |   |   |   |   |   |   |    |    |    |      |      |      |      |      |      |      |      |      |      |      |      |
| 20   | 19   | 16.5-18.5  |  |      |      |      |      |      |   |      |      |      |      |      |          |    |           |   |  |  |  |  |  |   |   |      |    |   |   |   |   |   |   |   |   |    |    |    |      |      |      |      |      |      |      |      |      |      |      |      |
| W  | H  |  |  |      |      |      |      |      |   |      |      |      |      |      |          |    |           |   |  |  |  |  |  |   |   |      |    |   |   |   |   |   |   |   |   |    |    |    |      |      |      |      |      |      |      |      |      |      |      |      |
| 18.5   | 23   |  |  |      |      |      |      |      |   |      |      |      |      |      |          |    |           |   |  |  |  |  |  |   |   |      |    |   |   |   |   |   |   |   |   |    |    |    |      |      |      |      |      |      |      |      |      |      |      |      |
| <p>RTA 1 </p>   |  |  |  |      |      |      |      |      |   |      |      |      |      |      |          |    |           |   |  |  |  |  |  |   |   |      |    |   |   |   |   |   |   |   |   |    |    |    |      |      |      |      |      |      |      |      |      |      |      |      |
|  <p><b>MB Tilter with Pedestal Base</b><br/>COM Yardage: 1.75<br/>Freight Class: 150<br/>Product Weight (lbs.): 44<br/>Cubic Feet Per Carton: 10.75</p> |  <p><b>ADJUSTMENTS</b><br/>(1) Tilt tension<br/>(2) Pneumatic seat height<br/>(9) Chair tilt lock<br/>(5A) Center-tilt action</p> | <p>Ergonomic Features:<br/>A, B, C, M, N, S, U</p> | <table border="1"> <tr> <td colspan="12">2671-4PB</td> </tr> <tr> <td>1</td><td>2</td><td>3</td><td>4</td><td>5</td><td>6</td><td>7</td><td>8</td><td>9</td><td>10</td><td>11</td><td>12</td> </tr> <tr> <td>1495</td><td>1559</td><td>1619</td><td>1709</td><td>1837</td><td>1898</td><td>1942</td><td>2095</td><td>2215</td><td>2347</td><td>2619</td><td>2907</td> </tr> </table> |      |      |      |      |      |   |      |      |      |      |      | 2671-4PB |    |           |   |  |  |  |  |  |   |   |      | 1  | 2 | 3 | 4 | 5 | 6 | 7 | 8 | 9 | 10 | 11 | 12 | 1495 | 1559 | 1619 | 1709 | 1837 | 1898 | 1942 | 2095 | 2215 | 2347 | 2619 | 2907 |
|  |  |  | 2671-4PB   |      |      |      |      |      |   |      |      |      |      |      |          |    |           |   |  |  |  |  |  |   |   |      |    |   |   |   |   |   |   |   |   |    |    |    |      |      |      |      |      |      |      |      |      |      |      |      |
|  |  |  | 1  | 2    | 3    | 4    | 5    | 6    | 7   | 8    | 9    | 10   | 11   | 12   |          |    |           |   |  |  |  |  |  |   |   |      |    |   |   |   |   |   |   |   |   |    |    |    |      |      |      |      |      |      |      |      |      |      |      |      |
|  |  |  | 1495   | 1559 | 1619 | 1709 | 1837 | 1898 | 1942  | 2095 | 2215 | 2347 | 2619 | 2907 |          |    |           |   |  |  |  |  |  |   |   |      |    |   |   |   |   |   |   |   |   |    |    |    |      |      |      |      |      |      |      |      |      |      |      |      |
| <p><b>OVERALL DIMENSIONS</b></p> <table border="1"> <tr> <th>W</th><th>D</th><th>H</th> </tr> <tr> <td>25</td><td>25</td><td>36</td> </tr> </table>  |  |  | W  | D    | H    | 25   | 25   | 36   | <p><b>SEAT DIMENSIONS</b></p> <table border="1"> <tr> <th>W</th><th>D</th><th>H</th> </tr> <tr> <td>20</td><td>19</td><td>16.5-18.5</td> </tr> </table> |      |      | W    | D    | H    | 20       | 19 | 16.5-18.5 | <p><b>BACK DIMENSIONS</b></p> <table border="1"> <tr> <th>W</th><th>H</th> </tr> <tr> <td>18.5</td><td>18</td> </tr> </table> |  |  |  |  |  | W | H | 18.5 | 18 |   |   |   |   |   |   |   |   |    |    |    |      |      |      |      |      |      |      |      |      |      |      |      |
| W  | D  | H  |  |      |      |      |      |      |   |      |      |      |      |      |          |    |           |   |  |  |  |  |  |   |   |      |    |   |   |   |   |   |   |   |   |    |    |    |      |      |      |      |      |      |      |      |      |      |      |      |
| 25   | 25   | 36   |  |      |      |      |      |      |   |      |      |      |      |      |          |    |           |   |  |  |  |  |  |   |   |      |    |   |   |   |   |   |   |   |   |    |    |    |      |      |      |      |      |      |      |      |      |      |      |      |
| W  | D  | H  |  |      |      |      |      |      |   |      |      |      |      |      |          |    |           |   |  |  |  |  |  |   |   |      |    |   |   |   |   |   |   |   |   |    |    |    |      |      |      |      |      |      |      |      |      |      |      |      |
| 20   | 19   | 16.5-18.5  |  |      |      |      |      |      |   |      |      |      |      |      |          |    |           |   |  |  |  |  |  |   |   |      |    |   |   |   |   |   |   |   |   |    |    |    |      |      |      |      |      |      |      |      |      |      |      |      |
| W  | H  |  |  |      |      |      |      |      |   |      |      |      |      |      |          |    |           |   |  |  |  |  |  |   |   |      |    |   |   |   |   |   |   |   |   |    |    |    |      |      |      |      |      |      |      |      |      |      |      |      |
| 18.5   | 18   |  |  |      |      |      |      |      |   |      |      |      |      |      |          |    |           |   |  |  |  |  |  |   |   |      |    |   |   |   |   |   |   |   |   |    |    |    |      |      |      |      |      |      |      |      |      |      |      |      |
| <p>RTA 1 </p>   |  |  |  |      |      |      |      |      |   |      |      |      |      |      |          |    |           |   |  |  |  |  |  |   |   |      |    |   |   |   |   |   |   |   |   |    |    |    |      |      |      |      |      |      |      |      |      |      |      |      |

| DESCRIPTION  | FEATURES   | MODEL#   | STANDARD TEXTILE GRADES   |          |          |                        |   |           |                        |          |      |      |      |      |      |  |  |  |
|--|--|--|---------------------------|----------|----------|------------------------|---|-----------|------------------------|----------|------|------|------|------|------|--|--|--|
|  |  |  | 1                         | 2        | 3        | 4                      | 5   | 6         | 7                      | 8        | 9    | 10   | 11   | 12   |      |  |  |  |
|  <p><b>Mesh HB Tilter with Pedestal Base</b><br/>COM Yardage: 1<br/>Freight Class: 150<br/>Product Weight (lbs.): 47<br/>Cubic Feet Per Carton: 10.75</p> |  <p><b>ADJUSTMENTS</b><br/>(1) Tilt tension<br/>(2) Pneumatic seat height<br/>(9) Chair tilt lock<br/>(5A) Center-tilt action</p> | <p>Ergonomic Features:<br/>A, B, C, M, N, S, U</p> | <b>2676-4PB</b>           | 1667     | 1707     | 1736                   | 1777  | 1839      | 1868                   | 1923     | 2010 | 2079 | 2153 | 2309 | 2473 |  |  |  |
|  |  |  | <b>OVERALL DIMENSIONS</b> |          |          | <b>SEAT DIMENSIONS</b> |   |           | <b>BACK DIMENSIONS</b> |          |      |      |      |      |      |  |  |  |
|  |  |  | <b>W</b>                  | <b>D</b> | <b>H</b> | <b>W</b>               | <b>D</b>  | <b>H</b>  | <b>W</b>               | <b>H</b> |      |      |      |      |      |  |  |  |
|  |  |  | 25                        | 25       | 41       | 20                     | 19  | 16.5-18.5 | 18.5                   | 23       |      |      |      |      |      |  |  |  |
|  |  |  |                           |          |          | <b>RTA 1</b>           |  |           |                        |          |      |      |      |      |      |  |  |  |
|  <p><b>Mesh MB Tilter with Pedestal Base</b><br/>COM Yardage: 1<br/>Freight Class: 150<br/>Product Weight (lbs.): 44<br/>Cubic Feet Per Carton: 10.75</p> |  <p><b>ADJUSTMENTS</b><br/>(1) Tilt tension<br/>(2) Pneumatic seat height<br/>(9) Chair tilt lock<br/>(5A) Center-tilt action</p> | <p>Ergonomic Features:<br/>A, B, C, M, N, S, U</p> | <b>2677-4PB</b>           | 1611     | 1649     | 1678                   | 1721  | 1782      | 1810                   | 1866     | 1954 | 2023 | 2096 | 2253 | 2417 |  |  |  |
|  |  |  | <b>OVERALL DIMENSIONS</b> |          |          | <b>SEAT DIMENSIONS</b> |   |           | <b>BACK DIMENSIONS</b> |          |      |      |      |      |      |  |  |  |
|  |  |  | <b>W</b>                  | <b>D</b> | <b>H</b> | <b>W</b>               | <b>D</b>  | <b>H</b>  | <b>W</b>               | <b>H</b> |      |      |      |      |      |  |  |  |
|  |  |  | 25                        | 25       | 36       | 20                     | 19  | 16-18.5   | 18.5                   | 18       |      |      |      |      |      |  |  |  |
|  |  |  |                           |          |          | <b>RTA 1</b>           |  |           |                        |          |      |      |      |      |      |  |  |  |

GOAL™



model 2237-3



model 2239-6


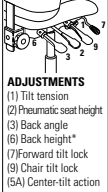


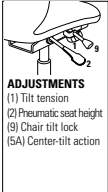


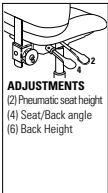
















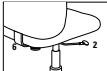



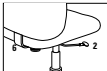


**Vari-Width Adapter Plate (WA)**

Available when chair is ordered with adjustable height arms.

**STANDARD FEATURES**

- Designed with substantial upholstery and cushioning treatment.
  - Standard with adjustable height T-arms with curved urethane armcaps (3N) in Black only.
  - All models are standard with a five-legged, injection molded "spider" base and C65 casters
  - Base and frame available in Black (BK) only.
  - Vari-Width Adapter Plate (WA) allows each arm to move outward an additional 2". Add \$87. Also height adjustable.
  - Check textile availability prior to specifying upholstery material.
- OPTIONAL FEATURES**
- Please refer to "Arms Selection" section of the price book for arm options.
  - An optional abrasion resistant outer back fabric (polyester) is available. Resistant to impact damage. Available in Black only (BKB). Add \$23.
  - Available with back edge vinyl bumper guard option (VBG). Add \$23.
- Please refer to the "Casters Selection" section of the price book for caster options. Optional casters may be priced higher than the standard casters for your chair and the difference will be charged. Lower priced optional casters will not be credited.
  - For hard surface flooring casters, specify C65R. Add \$73.
  - For fully assembled in box, please specify SU. Add \$76.

| DESCRIPTION   | FEATURES   | MODEL# | STANDARD TEXTILE GRADES   |   |          |                        |          |           |                        |          |      |      |      |      |  |  |
|---|--|--------|---------------------------|---|----------|------------------------|----------|-----------|------------------------|----------|------|------|------|------|--|--|
|   |  |        | 1                         | 2   | 3        | 4                      | 5        | 6         | 7                      | 8        | 9    | 10   | 11   | 12   |  |  |
|  <p><b>LB Multi - Tilter</b><br/>COM Yardage: 1.50<br/>Freight Class: 150<br/>Product Weight (lbs.): 53<br/>Cubic Feet Per Carton: 9.25</p> <p>Ergonomic Features:<br/>A, B, C, D, F, G, H, N, S</p> |  <p><b>ADJUSTMENTS</b><br/>(1) Tilt tension<br/>(2) Pneumatic seat height<br/>(3) Back angle<br/>(6) Back height*<br/>(7) Forward tilt lock<br/>(9) Chair tilt lock<br/>(SA) Center-tilt action</p> | 2237-3 | 766                       | 822   | 866      | 930                    | 1021     | 1055      | 1133                   | 1288     | 1359 | 1499 | 1690 | 1932 |  |  |
|   |  |        | <b>OVERALL DIMENSIONS</b> |   |          | <b>SEAT DIMENSIONS</b> |          |           | <b>BACK DIMENSIONS</b> |          |      |      |      |      |  |  |
|   |  |        | <b>W</b>                  | <b>D</b>  | <b>H</b> | <b>W</b>               | <b>D</b> | <b>H</b>  | <b>W</b>               | <b>H</b> |      |      |      |      |  |  |
|   |  |        | 25                        | 22.5  | 36       | 20                     | 17       | 16.5-20.5 | 18.5                   | 18-21    |      |      |      |      |  |  |
|   |  |        | <b>RTA 2</b>              |  |          |                        |          |           |                        |          |      |      |      |      |  |  |
|  <p><b>LB Tilter</b><br/>COM Yardage: 1.50<br/>Freight Class: 150<br/>Product Weight (lbs.): 43<br/>Cubic Feet Per Carton: 9.75</p> <p>Ergonomic Features:<br/>A, B, C, H, N, S</p>                |  <p><b>ADJUSTMENTS</b><br/>(1) Tilt tension<br/>(2) Pneumatic seat height<br/>(9) Chair tilt lock<br/>(SA) Center-tilt action</p>   | 2237-4 | 663                       | 721   | 765      | 827                    | 918      | 950       | 1031                   | 1185     | 1256 | 1396 | 1588 | 1826 |  |  |
|   |  |        | <b>OVERALL DIMENSIONS</b> |   |          | <b>SEAT DIMENSIONS</b> |          |           | <b>BACK DIMENSIONS</b> |          |      |      |      |      |  |  |
|   |  |        | <b>W</b>                  | <b>D</b>  | <b>H</b> | <b>W</b>               | <b>D</b> | <b>H</b>  | <b>W</b>               | <b>H</b> |      |      |      |      |  |  |
|   |  |        | 25                        | 25  | 36.5     | 20                     | 17       | 15.5-20.5 | 18.5                   | 19       |      |      |      |      |  |  |
|   |  |        | <b>RTA 2</b>              |  |          |                        |          |           |                        |          |      |      |      |      |  |  |
|  <p><b>LB Operator w/ Arms</b><br/>COM Yardage: 1.50<br/>Freight Class: 125<br/>Product Weight (lbs.): 44<br/>Cubic Feet Per Carton: 6.25</p> <p>Ergonomic Features:<br/>C, D, F, G, H, N</p>      |  <p><b>ADJUSTMENTS</b><br/>(2) Pneumatic seat height<br/>(4) Seat/Back angle<br/>(6) Back Height</p>  | 2237-5 | 603                       | 663   | 705      | 770                    | 858      | 892       | 971                    | 1125     | 1196 | 1336 | 1528 | 1769 |  |  |
|   |  |        | <b>OVERALL DIMENSIONS</b> |   |          | <b>SEAT DIMENSIONS</b> |          |           | <b>BACK DIMENSIONS</b> |          |      |      |      |      |  |  |
|   |  |        | <b>W</b>                  | <b>D</b>  | <b>H</b> | <b>W</b>               | <b>D</b> | <b>H</b>  | <b>W</b>               | <b>H</b> |      |      |      |      |  |  |
|   |  |        | 25                        | 22.5  | 36       | 20                     | 17       | 15.5-20.5 | 18.5                   | 18-21    |      |      |      |      |  |  |
|   |  |        | <b>RTA 2</b>              |  |          |                        |          |           |                        |          |      |      |      |      |  |  |

| DESCRIPTION  | FEATURES   | MODEL#   | STANDARD TEXTILE GRADES   |               |                           |                        |          |                        |                        |          |                        |          |      |      |      |      |
|--|--|--|---|---------------|---------------------------|------------------------|----------|------------------------|------------------------|----------|------------------------|----------|------|------|------|------|
|  |  |  | 1   | 2             | 3                         | 4                      | 5        | 6                      | 7                      | 8        | 9                      | 10       | 11   | 12   |      |      |
|  <p><b>LB Task w/ Arms</b><br/>COM Yardage: 1.50<br/>Freight Class: 125<br/>Product Weight (lbs.): 36<br/>Cubic Feet Per Carton: 5.75</p> |  <p><b>ADJUSTMENTS</b><br/>(2) Pneumatic seat height<br/>(6) Back Height<br/>(8) Seat depth</p> | <b>2237-6</b>  | 503   | 564           | 607                       | 670                    | 761      | 790                    | 872                    | 1025     | 1096                   | 1237     | 1431 | 1673 |      |      |
|  |  |  | <b>OVERALL DIMENSIONS</b>   |               |                           | <b>SEAT DIMENSIONS</b> |          |                        | <b>BACK DIMENSIONS</b> |          |                        |          |      |      |      |      |
|  |  |  | <b>W</b>  | <b>D</b>      | <b>H</b>                  | <b>W</b>               | <b>D</b> | <b>H</b>               | <b>W</b>               | <b>H</b> |                        |          |      |      |      |      |
|  |  |  | 25  | 24.5          | 39                        | 20                     | 17-18.5  | 15.5-20.5              | 18.5                   | 20.5-22  |                        |          |      |      |      |      |
| <p>Ergonomic Features:<br/>C, D, E, H, N</p>   |                |  |   |               |                           |                        |          |                        |                        |          |                        |          |      |      |      |      |
|  |  |  <p><b>LB Operator Armless</b><br/>COM Yardage: 1.50<br/>Freight Class: 125<br/>Product Weight (lbs.): 30<br/>Cubic Feet Per Carton: 4.90</p>           |  <p><b>ADJUSTMENTS</b><br/>(2) Pneumatic seat height<br/>(4) Seat/Back angle<br/>(6) Back Height</p> | <b>2239-5</b> | 503                       | 564                    | 607      | 670                    | 761                    | 790      | 872                    | 1025     | 1096 | 1237 | 1431 | 1673 |
|  |  |  |   |               | <b>OVERALL DIMENSIONS</b> |                        |          | <b>SEAT DIMENSIONS</b> |                        |          | <b>BACK DIMENSIONS</b> |          |      |      |      |      |
|  |  |  |   |               | <b>W</b>                  | <b>D</b>               | <b>H</b> | <b>W</b>               | <b>D</b>               | <b>H</b> | <b>W</b>               | <b>H</b> |      |      |      |      |
| 20.5   | 22.5   |  |   |               | 36                        | 20                     | 17       | 15.5-20.5              | 18.5                   | 18-21    |                        |          |      |      |      |      |
| <p>Ergonomic Features:<br/>C, D, F, G, H, N</p>  |                |  |   |               |                           |                        |          |                        |                        |          |                        |          |      |      |      |      |
|  |  |  <p><b>LB Task Armless</b><br/>COM Yardage: 1.50<br/>Freight Class: 125<br/>Product Weight (lbs.): 30<br/>Cubic Feet Per Carton: 4.90</p>              |  <p><b>ADJUSTMENTS</b><br/>(2) Pneumatic seat height<br/>(6) Back Height<br/>(8) Seat depth</p>      | <b>2239-6</b> | 388                       | 448                    | 490      | 552                    | 644                    | 677      | 756                    | 910      | 979  | 1122 | 1313 | 1554 |
|  |  |  |   |               | <b>OVERALL DIMENSIONS</b> |                        |          | <b>SEAT DIMENSIONS</b> |                        |          | <b>BACK DIMENSIONS</b> |          |      |      |      |      |
|  |  |  |   |               | <b>W</b>                  | <b>D</b>               | <b>H</b> | <b>W</b>               | <b>D</b>               | <b>H</b> | <b>W</b>               | <b>H</b> |      |      |      |      |
| 20.5   | 24.5   |  |   |               | 39                        | 20                     | 17-18.5  | 15.5-20.5              | 18.5                   | 20.5-22  |                        |          |      |      |      |      |
| <p>Ergonomic Features:<br/>C, D, E, N</p>  |            |  |   |               |                           |                        |          |                        |                        |          |                        |          |      |      |      |      |
|  |  |  <p><b>Drafting Task Chair w/ Arms</b><br/>COM Yardage: 1.50<br/>Freight Class: 125<br/>Product Weight (lbs.): 44<br/>Cubic Feet Per Carton: 6.75</p> |  <p><b>ADJUSTMENTS</b><br/>(2) Pneumatic seat height<br/>(6) Back Height</p>                       | <b>2235-6</b> | 653                       | 713                    | 757      | 820                    | 911                    | 945      | 1022                   | 1176     | 1249 | 1390 | 1581 | 1823 |
|  |  |  |   |               | <b>OVERALL DIMENSIONS</b> |                        |          | <b>SEAT DIMENSIONS</b> |                        |          | <b>BACK DIMENSIONS</b> |          |      |      |      |      |
|  |  |  |   |               | <b>W</b>                  | <b>D</b>               | <b>H</b> | <b>W</b>               | <b>D</b>               | <b>H</b> | <b>W</b>               | <b>H</b> |      |      |      |      |
| 25   | 24.5   |  |   |               | 48                        | 20                     | 17       | 23.5-33.5              | 18.5                   | 20.5-22  |                        |          |      |      |      |      |
| <p>Ergonomic Features:<br/>C, D, H, N</p>  |            |  |   |               |                           |                        |          |                        |                        |          |                        |          |      |      |      |      |
|  |  |  <p><b>Drafting Task Chair Armless</b><br/>COM Yardage: 1.50<br/>Freight Class: 150<br/>Product Weight (lbs.): 36<br/>Cubic Feet Per Carton: 6.75</p> |  <p><b>ADJUSTMENTS</b><br/>(2) Pneumatic seat height<br/>(6) Back Height</p>                       | <b>2236-6</b> | 575                       | 635                    | 677      | 742                    | 830                    | 864      | 943                    | 1097     | 1166 | 1308 | 1500 | 1743 |
|  |  |  |   |               | <b>OVERALL DIMENSIONS</b> |                        |          | <b>SEAT DIMENSIONS</b> |                        |          | <b>BACK DIMENSIONS</b> |          |      |      |      |      |
|  |  |  |   |               | <b>W</b>                  | <b>D</b>               | <b>H</b> | <b>W</b>               | <b>D</b>               | <b>H</b> | <b>W</b>               | <b>H</b> |      |      |      |      |
| 20.5   | 24.5   |  |   |               | 48                        | 20                     | 17       | 23.5-33.5              | 18.5                   | 20.5-22  |                        |          |      |      |      |      |
| <p>Ergonomic Features:<br/>C, D, H, N</p>  |            |  |   |               |                           |                        |          |                        |                        |          |                        |          |      |      |      |      |

GRAHAM™



model 3144 (3N)




**Vari-Width Adapter Plate (WA)**  
Available when chair is ordered with adjustable height arms.

STANDARD FEATURES

- Features a multi-curved backrest with an impact resistant outer back shell.
- Standard with adjustable height T-arms with curved urethane armcaps (3N) in Black Only.
- All models are standard with a five-legged, injection molded "spider" base and C10 casters
- Base and frame available in Black (BK) Only.
- Check textile availability prior to specifying upholstery material.
- Vari-Width Adapter Plate (WA) allows each arm to move outward an additional 2". Specify "WA". Add \$87 also height adjustable.

OPTIONAL FEATURES

- Please refer to "Arms Selection" section of the price book for arm options.
- An optional abrasion resistant outer back fabric (polyester) is available. Resistant to impact damage. Available in Black only (BKB). Add \$23.
- Please refer to the "Casters Selection" section of the price book for caster options. Optional casters may be priced higher than the standard casters for your chair and the difference will be charged. Lower priced optional casters will not be credited.
- For hard surface flooring casters, specify C10R. Add \$66.
- For fully assembled in box, please specify SU. Add \$76.

| DESCRIPTION  | FEATURES   | MODEL#             | STANDARD TEXTILE GRADES |     |                 |     |      |                 |      |         |      |      |      |      |
|--|--|--------------------|-------------------------|-----|-----------------|-----|------|-----------------|------|---------|------|------|------|------|
|  |  |                    | 1                       | 2   | 3               | 4   | 5    | 6               | 7    | 8       | 9    | 10   | 11   | 12   |
|  <p><b>ADJUSTMENTS</b><br/>(1) Tilt tension<br/>(2) Pneumatic seat height<br/>(3) Back angle<br/>(6) Back height*<br/>(9) Chair tilt lock<br/>(5A) Center-tilt action</p> | <p>Ergonomic Features:<br/>A, B, C, D, G, H, M, N, S</p> | 3144               | 765                     | 818 | 863             | 927 | 1017 | 1052            | 1132 | 1286    | 1356 | 1496 | 1689 | 1929 |
|  |  | OVERALL DIMENSIONS |                         |     | SEAT DIMENSIONS |     |      | BACK DIMENSIONS |      |         |      |      |      |      |
|  |  |                    | W                       | D   | H               | W   | D    | H               | W    | H       |      |      |      |      |
|  |  |                    | 25                      | 26  | 37.5            | 20  | 19.5 | 17-21           | 19.5 | 17.5-20 |      |      |      |      |
| <p><b>LB Ergo - Tilter</b><br/>COM Yardage: 1.50<br/>Freight Class: 150<br/>Product Weight (lbs.): 50<br/>Cubic Feet Per Carton: 9.25</p>  |  |                    | RTA 2                   |     | ups             |     |      |                 |      |         |      |      |      |      |

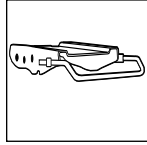
GRANADA®



model 3212 (3N)



model 3212 (3N)



**Multi-Depth Mechanism**  
Seat depth option is available on multi-tilter models. (see notes for more details)



model 3217



model 3217

STANDARD FEATURES

- Features a sculpted back with pronounced lumbar support.
- Standard with adjustable height T-arms with curved urethane armcaps (3N) in Black Only.(except for model 3262 which has a fixed height version of this same arm style.)
- Standard when chair is ordered with adjustable height arms (AA, O, OJ, SB, TD, UB, ZH, ZT, 3M, 3N, 4J, 4M, 4T, 6L, 9B and 9S). Allows each arm to move outward an additional 2" (for a total of 4" extra seat width) and locks with the use of an easy to maneuver lever.
- All models (except armchair and side chair styles) are standard with a five-legged, injection molded base.
- Base and frame are available in Black (BK) Only.
- All models are shipped partially KD.
- Drafting chairs are equipped with a 20" diameter, height adjustable chrome foot ring.
- C65 casters are standard except for heavy duty models.
- Check textile availability prior to specifying upholstery material.
- Granada heavy duty models can be found under the Heavy Duty section.
- Upholstery options: fabric or vinyl only.

- When upholstered in vinyl, models may feature stitch detail across the seat and/ or back cushions and additional wrinkling may occur around seat perimeter and outside back will be attached with decorative screws.

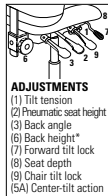
OPTIONAL FEATURES

- Available with back edge vinyl bumper guard option (VBG). Add \$26.
- Please refer to "Arms Selection" section of the price book for arm options.
- An optional abrasion resistant outer back fabric (polyester) is available. Resistant to impact damage. Available in Black only (BKB). Add \$23
- For hard surface flooring please specify C10R. Add \$118.
- Please refer to the "Casters Selection" section of the price book for caster options. Optional casters may be priced higher than the standard casters for your chair and the difference will be charged. Lower priced optional casters will not be credited.
- For fully assembled in box, specify SU. Add \$76.

DESCRIPTION FEATURES MODEL# STANDARD TEXTILE GRADES



**LB Multi - Tilter** Plain Back Ratchet Back  
COM Yardage: 1.50  
Freight Class: 150  
Product Weight (lbs.): 52  
Cubic Feet Per Carton: 9.25



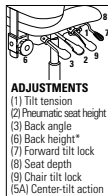
Ergonomic Features:  
A, B, C, D, E, F, G, M, N, S

| MODEL# | 1    | 2    | 3    | 4    | 5    | 6    | 7    | 8    | 9    | 10   | 11   | 12   |
|--------|------|------|------|------|------|------|------|------|------|------|------|------|
| 3121   | 1401 | 1459 | 1500 | 1561 | 1649 | 1682 | 1759 | 1907 | 1978 | 2115 | 2302 | 2533 |

| OVERALL DIMENSIONS |      |    | SEAT DIMENSIONS |      |       | BACK DIMENSIONS |           |
|--------------------|------|----|-----------------|------|-------|-----------------|-----------|
| W                  | D    | H  | W               | D    | H     | W               | H         |
| 26                 | 24.5 | 40 | 20.5            | 16.5 | 17-21 | 19              | 17.5-20.5 |



**HB Multi - Tilter** Plain Back Ratchet Back  
COM Yardage: 1.75  
Freight Class: 150  
Product Weight (lbs.): 55  
Cubic Feet Per Carton: 9.25



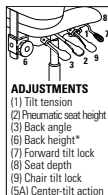
Ergonomic Features:  
A, B, C, D, E, F, G, H, M, N, Q, S

| MODEL# | 1    | 2    | 3    | 4    | 5    | 6    | 7    | 8    | 9    | 10   | 11   | 12   |
|--------|------|------|------|------|------|------|------|------|------|------|------|------|
| 3123   | 1546 | 1625 | 1683 | 1780 | 1908 | 1932 | 2034 | 2288 | 2336 | 2593 | 2780 | 3098 |

| OVERALL DIMENSIONS |      |    | SEAT DIMENSIONS |         |       | BACK DIMENSIONS |       |
|--------------------|------|----|-----------------|---------|-------|-----------------|-------|
| W                  | D    | H  | W               | D       | H     | W               | H     |
| 26                 | 24.5 | 43 | 20.5            | 17-19.5 | 17-21 | 19              | 22-25 |



**LB Multi - Tilter** Detailed/Styled Back  
COM Yardage: 1.50  
Freight Class: 150  
Product Weight (lbs.): 52  
Cubic Feet Per Carton: 9.25


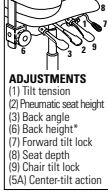


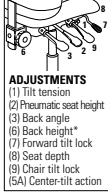



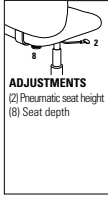


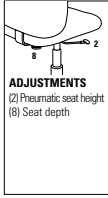



Ergonomic Features:  
A, B, C, D, E, F, G, M, N, S




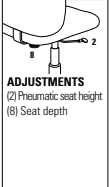

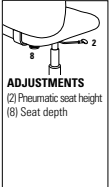

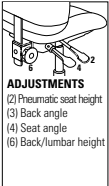
| MODEL# | 1    | 2    | 3    | 4    | 5    | 6    | 7    | 8    | 9    | 10   | 11   | 12   |
|--------|------|------|------|------|------|------|------|------|------|------|------|------|
| 3202   | 1157 | 1218 | 1259 | 1324 | 1413 | 1447 | 1526 | 1679 | 1750 | 1891 | 2082 | 2325 |


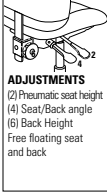

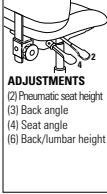


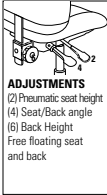


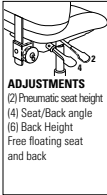


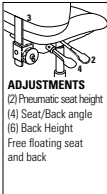

| OVERALL DIMENSIONS |      |    | SEAT DIMENSIONS |      |       | BACK DIMENSIONS |    |
|--------------------|------|----|-----------------|------|-------|-----------------|----|
| W                  | D    | H  | W               | D    | H     | W               | H  |
| 26                 | 22.5 | 40 | 19              | 16.5 | 18-22 | 18.5            | 21 |


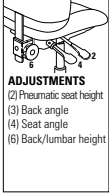



| DESCRIPTION  | FEATURES  | MODEL#  | STANDARD TEXTILE GRADES   |   |          |                        |          |          |                        |      |          |      |      |      |      |
|--|---|---|---------------------------|---|----------|------------------------|----------|----------|------------------------|------|----------|------|------|------|------|
|  |   |   | 1                         | 2   | 3        | 4                      | 5        | 6        | 7                      | 8    | 9        | 10   | 11   | 12   |      |
|  <p><b>LB Multi - Tilter</b> Plain Back<br/>COM Yardage: 1.50<br/>Freight Class: 125<br/>Product Weight (lbs.): 58<br/>Cubic Feet Per Carton: 9.25</p>  |  <p><b>ADJUSTMENTS</b><br/>(1) Tilt tension<br/>(2) Pneumatic seat height<br/>(3) Back angle<br/>(6) Back height*<br/>(7) Forward tilt lock<br/>(8) Seat depth<br/>(9) Chair tilt lock<br/>(5A) Center-tilt action</p> | <p>Ergonomic Features:<br/>A, B, C, D, E, F, G, H, M, N, Q, S</p> | 3212                      | 1025  | 1085     | 1125                   | 1192     | 1283     | 1317                   | 1393 | 1548     | 1618 | 1758 | 1949 | 2191 |
|  |   |   | <b>OVERALL DIMENSIONS</b> |   |          | <b>SEAT DIMENSIONS</b> |          |          | <b>BACK DIMENSIONS</b> |      |          |      |      |      |      |
|  |   |   | <b>W</b>                  | <b>D</b>  | <b>H</b> | <b>W</b>               | <b>D</b> | <b>H</b> | <b>W</b>               |      | <b>H</b> |      |      |      |      |
|  |   |   | 26                        | 24  | 40       | 19                     | 16.5     | 18-22    | 18.5                   |      | 21       |      |      |      |      |
|  |   |   | <b>RTA 2</b>              |    |          |                        |          |          |                        |      |          |      |      |      |      |
|  <p><b>HB Multi - Tilter</b> Plain Back<br/>COM Yardage: 1.75<br/>Freight Class: 150<br/>Product Weight (lbs.): 57<br/>Cubic Feet Per Carton: 10.50</p> |  <p><b>ADJUSTMENTS</b><br/>(1) Tilt tension<br/>(2) Pneumatic seat height<br/>(3) Back angle<br/>(6) Back height*<br/>(7) Forward tilt lock<br/>(8) Seat depth<br/>(9) Chair tilt lock<br/>(5A) Center-tilt action</p> | <p>Ergonomic Features:<br/>A, B, C, D, E, F, G, H, M, N, Q, S</p> | 3217                      | 1153  | 1219     | 1268                   | 1346     | 1449     | 1488                   | 1581 | 1758     | 1844 | 2011 | 2233 | 2511 |
|  |   |   | <b>OVERALL DIMENSIONS</b> |   |          | <b>SEAT DIMENSIONS</b> |          |          | <b>BACK DIMENSIONS</b> |      |          |      |      |      |      |
|  |   |   | <b>W</b>                  | <b>D</b>  | <b>H</b> | <b>W</b>               | <b>D</b> | <b>H</b> | <b>W</b>               |      | <b>H</b> |      |      |      |      |
|  |   |   | 26                        | 24.5  | 43       | 19                     | 17.5     | 18-22    | 18.5                   |      | 26       |      |      |      |      |
|  |   |   | <b>RTA 2</b>              |    |          |                        |          |          |                        |      |          |      |      |      |      |
|  <p><b>Side Chair</b> Plain Back<br/>COM Yardage: 1.50<br/>Freight Class: 300<br/>Product Weight (lbs.): 32<br/>Cubic Feet Per Carton: 17.25</p>       |   | <p>Ergonomic Features:<br/>M, N</p>                               | 3253                      | 826   | 887      | 930                    | 994      | 1084     | 1119                   | 1197 | 1351     | 1424 | 1561 | 1755 | 1994 |
|  |   |   | <b>OVERALL DIMENSIONS</b> |   |          | <b>SEAT DIMENSIONS</b> |          |          | <b>BACK DIMENSIONS</b> |      |          |      |      |      |      |
|  |   |   | <b>W</b>                  | <b>D</b>  | <b>H</b> | <b>W</b>               | <b>D</b> | <b>H</b> | <b>W</b>               |      | <b>H</b> |      |      |      |      |
|  |   |   | 20.5                      | 23.5  | 37.5     | 19                     | 16.5     | 19       | 18.5                   |      | 21       |      |      |      |      |
|  |   |   | <b>RTA 2</b>              |   |          |                        |          |          |                        |      |          |      |      |      |      |
|  <p><b>LB Task</b> Armless/Plain Back<br/>COM Yardage: 1.50<br/>Freight Class: 250<br/>Product Weight (lbs.): 32<br/>Cubic Feet Per Carton: 9.25</p>  |  <p><b>ADJUSTMENTS</b><br/>(2) Pneumatic seat height<br/>(8) Seat depth</p>  | <p>Ergonomic Features:<br/>C, E, M, N</p>                         | 3254                      | 663   | 717      | 763                    | 825      | 918      | 949                    | 1030 | 1184     | 1254 | 1395 | 1586 | 1826 |
|  |   |   | <b>OVERALL DIMENSIONS</b> |   |          | <b>SEAT DIMENSIONS</b> |          |          | <b>BACK DIMENSIONS</b> |      |          |      |      |      |      |
|  |   |   | <b>W</b>                  | <b>D</b>  | <b>H</b> | <b>W</b>               | <b>D</b> | <b>H</b> | <b>W</b>               |      | <b>H</b> |      |      |      |      |
|  |   |   | 21                        | 24  | 38       | 19                     | 16.5     | 17-22    | 18.5                   |      | 21       |      |      |      |      |
|  |   |   | <b>RTA 2</b>              |  |          |                        |          |          |                        |      |          |      |      |      |      |
|  <p><b>LB Task</b> w/Arm/Plain Back<br/>COM Yardage: 1.50<br/>Freight Class: 150<br/>Product Weight (lbs.): 40<br/>Cubic Feet Per Carton: 9.25</p>    |  <p><b>ADJUSTMENTS</b><br/>(2) Pneumatic seat height<br/>(8) Seat depth</p>  | <p>Ergonomic Features:<br/>C, E, H, M, N, Q</p>                   | 3255                      | 835   | 891      | 934                    | 997      | 1090     | 1122                   | 1201 | 1357     | 1426 | 1567 | 1758 | 1998 |
|  |   |   | <b>OVERALL DIMENSIONS</b> |   |          | <b>SEAT DIMENSIONS</b> |          |          | <b>BACK DIMENSIONS</b> |      |          |      |      |      |      |
|  |   |   | <b>W</b>                  | <b>D</b>  | <b>H</b> | <b>W</b>               | <b>D</b> | <b>H</b> | <b>W</b>               |      | <b>H</b> |      |      |      |      |
|  |   |   | 26                        | 24  | 38       | 19                     | 16.5     | 17-22    | 18.5                   |      | 21       |      |      |      |      |
|  |   |   | <b>RTA 2</b>              |  |          |                        |          |          |                        |      |          |      |      |      |      |



| DESCRIPTION  | FEATURES   | MODEL# | STANDARD TEXTILE GRADES   |          |          |                        |          |          |                        |      |          |      |      |      |
|--|--|--------|---------------------------|----------|----------|------------------------|----------|----------|------------------------|------|----------|------|------|------|
|  |  |        | 1                         | 2        | 3        | 4                      | 5        | 6        | 7                      | 8    | 9        | 10   | 11   | 12   |
|  <p><b>Armchair</b> Detailed/Styled Back<br/>COM Yardage: 1.50<br/>Freight Class: 250<br/>Product Weight (lbs.): 40<br/>Cubic Feet Per Carton: 17</p>           | Ergonomic Features:<br>M, N  | RTA 2  | 1085                      | 1141     | 1187     | 1250                   | 1339     | 1371     | 1452                   | 1607 | 1676     | 1818 | 2010 | 2251 |
|  |  |        | <b>OVERALL DIMENSIONS</b> |          |          | <b>SEAT DIMENSIONS</b> |          |          | <b>BACK DIMENSIONS</b> |      |          |      |      |      |
|  |  |        | <b>W</b>                  | <b>D</b> | <b>H</b> | <b>W</b>               | <b>D</b> | <b>H</b> | <b>W</b>               |      | <b>H</b> |      |      |      |
|  |  |        | 26                        | 23.5     | 37.5     | 19                     | 16.5     | 19       | 18.5                   |      | 21       |      |      |      |
|  <p><b>Side Chair</b> Detailed/Styled Back<br/>COM Yardage: 1.50<br/>Freight Class: 300<br/>Product Weight (lbs.): 32<br/>Cubic Feet Per Carton: 17.25</p>      | Ergonomic Features:<br>M, N  | RTA 2  | 880                       | 938      | 980      | 1045                   | 1135     | 1167     | 1248                   | 1402 | 1471     | 1613 | 1805 | 2046 |
|  |  |        | <b>OVERALL DIMENSIONS</b> |          |          | <b>SEAT DIMENSIONS</b> |          |          | <b>BACK DIMENSIONS</b> |      |          |      |      |      |
|  |  |        | <b>W</b>                  | <b>D</b> | <b>H</b> | <b>W</b>               | <b>D</b> | <b>H</b> | <b>W</b>               |      | <b>H</b> |      |      |      |
|  |  |        | 20.5                      | 23.5     | 37.5     | 19                     | 16.5     | 19       | 18.5                   |      | 21       |      |      |      |
|  <p><b>LB Task</b> Armless/Detailed/Styled Back<br/>COM Yardage: 1.50<br/>Freight Class: 250<br/>Product Weight (lbs.): 32<br/>Cubic Feet Per Carton: 9.25</p> |  <p><b>ADJUSTMENTS</b><br/>(2) Pneumatic seat height<br/>(8) Seat depth</p>  | RTA 2  | 701                       | 761      | 805      | 866                    | 957      | 991      | 1070                   | 1223 | 1294     | 1434 | 1629 | 1869 |
|  |  |        | <b>OVERALL DIMENSIONS</b> |          |          | <b>SEAT DIMENSIONS</b> |          |          | <b>BACK DIMENSIONS</b> |      |          |      |      |      |
|  |  |        | <b>W</b>                  | <b>D</b> | <b>H</b> | <b>W</b>               | <b>D</b> | <b>H</b> | <b>W</b>               |      | <b>H</b> |      |      |      |
|  |  |        | 21                        | 23.5     | 39       | 19                     | 16.5     | 17-22    | 18.5                   |      | 21       |      |      |      |
|  <p><b>LB Task</b> w/Arm/Detailed/Styled Back<br/>COM Yardage: 1.50<br/>Freight Class: 150<br/>Product Weight (lbs.): 40<br/>Cubic Feet Per Carton: 9.25</p>  |  <p><b>ADJUSTMENTS</b><br/>(2) Pneumatic seat height<br/>(8) Seat depth</p>   | RTA 2  | 880                       | 938      | 980      | 1045                   | 1135     | 1167     | 1248                   | 1402 | 1471     | 1613 | 1805 | 2046 |
|  |  |        | <b>OVERALL DIMENSIONS</b> |          |          | <b>SEAT DIMENSIONS</b> |          |          | <b>BACK DIMENSIONS</b> |      |          |      |      |      |
|  |  |        | <b>W</b>                  | <b>D</b> | <b>H</b> | <b>W</b>               | <b>D</b> | <b>H</b> | <b>W</b>               |      | <b>H</b> |      |      |      |
|  |  |        | 26                        | 23.5     | 39       | 19                     | 16.5     | 17-22    | 18.5                   |      | 21       |      |      |      |
|  <p><b>LB Operator</b> w/Arm/Plain Back<br/>COM Yardage: 1.50<br/>Freight Class: 150<br/>Product Weight (lbs.): 46<br/>Cubic Feet Per Carton: 9.25</p>        |  <p><b>ADJUSTMENTS</b><br/>(2) Pneumatic seat height<br/>(3) Back angle<br/>(4) Seat angle<br/>(6) Back/Lumbar height</p> | RTA 2  | 994                       | 1055     | 1096     | 1161                   | 1252     | 1286     | 1363                   | 1517 | 1588     | 1727 | 1919 | 2160 |
|  |  |        | <b>OVERALL DIMENSIONS</b> |          |          | <b>SEAT DIMENSIONS</b> |          |          | <b>BACK DIMENSIONS</b> |      |          |      |      |      |
|  |  |        | <b>W</b>                  | <b>D</b> | <b>H</b> | <b>W</b>               | <b>D</b> | <b>H</b> | <b>W</b>               |      | <b>H</b> |      |      |      |
|  |  |        | 26                        | 22.5     | 39       | 19                     | 16.5     | 17-22    | 18.5                   |      | 21       |      |      |      |

| DESCRIPTION   | FEATURES  | MODEL#  | STANDARD TEXTILE GRADES  |          |          |                        |          |          |                        |          |      |      |      |      |      |  |
|---|---|---|--|----------|----------|------------------------|----------|----------|------------------------|----------|------|------|------|------|------|--|
|   |   |   | 1  | 2        | 3        | 4                      | 5        | 6        | 7                      | 8        | 9    | 10   | 11   | 12   |      |  |
|  <p><b>Drafting Chair</b> Armless/Detailed/Styled Back<br/>COM Yardage: 1.50<br/>Freight Class: 150<br/>Product Weight (lbs.): 43<br/>Cubic Feet Per Carton: 9.25</p>  |  <p><b>ADJUSTMENTS</b><br/>(2) Pneumatic seat height<br/>(4) Seat/Back angle<br/>(6) Back Height<br/>Free floating seat and back</p>   | <p>Ergonomic Features:<br/>C, D, F, G, H, M, N</p>    | 3277   | 1446     | 1506     | 1548                   | 1611     | 1702     | 1738                   | 1815     | 1968 | 2039 | 2180 | 2374 | 2612 |  |
|   |   |   | <b>OVERALL DIMENSIONS</b>  |          |          | <b>SEAT DIMENSIONS</b> |          |          | <b>BACK DIMENSIONS</b> |          |      |      |      |      |      |  |
|   |   |   | <b>W</b>   | <b>D</b> | <b>H</b> | <b>W</b>               | <b>D</b> | <b>H</b> | <b>W</b>               | <b>H</b> |      |      |      |      |      |  |
|   |   |   | 21   | 22.5     | 48       | 19                     | 16.5     | 24-34    | 18.5                   | 21       |      |      |      |      |      |  |
|   |   |   | <b>RTA 2</b>   |          |          |                        |          |          |                        |          |      |      |      |      |      |  |
|  <p><b>Drafting Stool</b> Armless/Plain Back<br/>COM Yardage: 1.50<br/>Freight Class: 150<br/>Product Weight (lbs.): 43<br/>Cubic Feet Per Carton: 9.25</p>            |  <p><b>ADJUSTMENTS</b><br/>(2) Pneumatic seat height<br/>(3) Back angle<br/>(4) Seat angle<br/>(6) Back/lumbar height</p>              | <p>Ergonomic Features:<br/>C, D, F, G, H, M, N</p>    | 3278   | 1389     | 1449     | 1491                   | 1554     | 1644     | 1678                   | 1757     | 1911 | 1982 | 2122 | 2313 | 2559 |  |
|   |   |   | <b>OVERALL DIMENSIONS</b>  |          |          | <b>SEAT DIMENSIONS</b> |          |          | <b>BACK DIMENSIONS</b> |          |      |      |      |      |      |  |
|   |   |   | <b>W</b>   | <b>D</b> | <b>H</b> | <b>W</b>               | <b>D</b> | <b>H</b> | <b>W</b>               | <b>H</b> |      |      |      |      |      |  |
|   |   |   | 21   | 23.5     | 48       | 19                     | 16.5     | 24-34    | 18.5                   | 21       |      |      |      |      |      |  |
|   |   |   | <b>RTA 2</b>    |          |          |                        |          |          |                        |          |      |      |      |      |      |  |
|  <p><b>LB Operator</b> Armless Detailed/Styled Back<br/>COM Yardage: 1.50<br/>Freight Class: 150<br/>Product Weight (lbs.): 40<br/>Cubic Feet Per Carton: 9.25</p>    |  <p><b>ADJUSTMENTS</b><br/>(2) Pneumatic seat height<br/>(4) Seat/Back angle<br/>(6) Back Height<br/>Free floating seat and back</p>  | <p>Ergonomic Features:<br/>C, D, F, G, M, N</p>       | 3284   | 862      | 923      | 964                    | 1027     | 1120     | 1154                   | 1231     | 1387 | 1455 | 1596 | 1787 | 2030 |  |
|   |   |   | <b>OVERALL DIMENSIONS</b>  |          |          | <b>SEAT DIMENSIONS</b> |          |          | <b>BACK DIMENSIONS</b> |          |      |      |      |      |      |  |
|   |   |   | <b>W</b>   | <b>D</b> | <b>H</b> | <b>W</b>               | <b>D</b> | <b>H</b> | <b>W</b>               | <b>H</b> |      |      |      |      |      |  |
|   |   |   | 21   | 22.5     | 39       | 20.5                   | 16.5     | 17-22    | 19                     | 21       |      |      |      |      |      |  |
|   |   |   | <b>RTA 2</b>  |          |          |                        |          |          |                        |          |      |      |      |      |      |  |
|  <p><b>LB Operator</b> w/Arms/Detailed/Styled Back<br/>COM Yardage: 1.50<br/>Freight Class: 150<br/>Product Weight (lbs.): 46<br/>Cubic Feet Per Carton: 9.25</p>    |  <p><b>ADJUSTMENTS</b><br/>(2) Pneumatic seat height<br/>(4) Seat/Back angle<br/>(6) Back Height<br/>Free floating seat and back</p> | <p>Ergonomic Features:<br/>C, D, F, G, H, M, N, Q</p> | 3285   | 1036     | 1096     | 1136                   | 1201     | 1292     | 1326                   | 1404     | 1558 | 1630 | 1771 | 1964 | 2206 |  |
|   |   |   | <b>OVERALL DIMENSIONS</b>  |          |          | <b>SEAT DIMENSIONS</b> |          |          | <b>BACK DIMENSIONS</b> |          |      |      |      |      |      |  |
|   |   |   | <b>W</b>   | <b>D</b> | <b>H</b> | <b>W</b>               | <b>D</b> | <b>H</b> | <b>W</b>               | <b>H</b> |      |      |      |      |      |  |
|   |   |   | 26   | 22.5     | 39       | 19                     | 16.5     | 17-22    | 18.5                   | 21       |      |      |      |      |      |  |
|   |   |   | <b>RTA 2</b>  |          |          |                        |          |          |                        |          |      |      |      |      |      |  |
|  <p><b>Drafting Stool</b> w/Arms/Detailed/Styled Back<br/>COM Yardage: 1.50<br/>Freight Class: 150<br/>Product Weight (lbs.): 51<br/>Cubic Feet Per Carton: 9.25</p> |  <p><b>ADJUSTMENTS</b><br/>(2) Pneumatic seat height<br/>(4) Seat/Back angle<br/>(6) Back Height<br/>Free floating seat and back</p> | <p>Ergonomic Features:<br/>C, D, F, G, H, M, N, Q</p> | 3287   | 1646     | 1707     | 1748                   | 1814     | 1905     | 1939                   | 2015     | 2171 | 2239 | 2380 | 2571 | 2816 |  |
|   |   |   | <b>OVERALL DIMENSIONS</b>  |          |          | <b>SEAT DIMENSIONS</b> |          |          | <b>BACK DIMENSIONS</b> |          |      |      |      |      |      |  |
|   |   |   | <b>W</b>   | <b>D</b> | <b>H</b> | <b>W</b>               | <b>D</b> | <b>H</b> | <b>W</b>               | <b>H</b> |      |      |      |      |      |  |
|   |   |   | 26   | 22.5     | 48       | 19                     | 16.5     | 24-34    | 18.5                   | 21       |      |      |      |      |      |  |
|   |   |   | <b>RTA 2</b>  |          |          |                        |          |          |                        |          |      |      |      |      |      |  |

| DESCRIPTION   | FEATURES  | MODEL#      | STANDARD TEXTILE GRADES   |      |       |                 |      |      |                 |      |      |      |      |      |  |  |  |
|---|---|-------------|---|------|-------|-----------------|------|------|-----------------|------|------|------|------|------|--|--|--|
|   |   |             | 1   | 2    | 3     | 4               | 5    | 6    | 7               | 8    | 9    | 10   | 11   | 12   |  |  |  |
|  <p><b>Drafting Stool</b> w/Arms/Plain Back<br/>                     COM Yardage: 1.50<br/>                     Freight Class: 150<br/>                     Product Weight (lbs.): 51<br/>                     Cubic Feet Per Carton: 9.25</p> |  <p><b>ADJUSTMENTS</b><br/>                     (2) Pneumatic seat height<br/>                     (3) Back angle<br/>                     (4) Seat angle<br/>                     (6) Back/lumbar height</p> <p>Ergonomic Features:<br/>                     C, D, F, G, H, M, N, Q</p> | <b>3288</b> | 1595  | 1655 | 1699  | 1760            | 1850 | 1884 | 1964            | 2117 | 2188 | 2330 | 2523 | 2761 |  |  |  |
|   |   |             | OVERALL DIMENSIONS  |      |       | SEAT DIMENSIONS |      |      | BACK DIMENSIONS |      |      |      |      |      |  |  |  |
|   |   |             | W   | D    | H     | W               | D    | H    | W               | H    |      |      |      |      |  |  |  |
| 26  | 23.5  | 48          | 19  | 16.5 | 24-34 | 18.5            | 21   |      |                 |      |      |      |      |      |  |  |  |
|   |   | RTA 2       |  |      |       |                 |      |      |                 |      |      |      |      |      |  |  |  |

3

6

GRANADA® DELUXE



model 1170-3




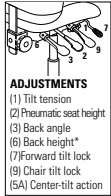



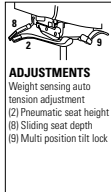



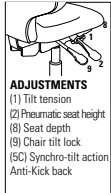


model 1171-3


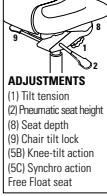


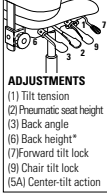


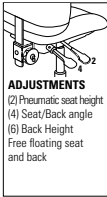


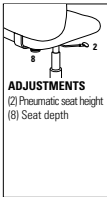


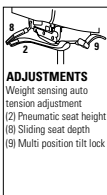

STANDARD FEATURES


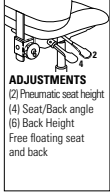

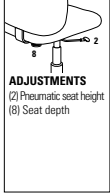



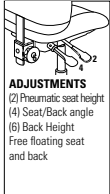
- Granada Deluxe offers dramatic seating comfort with a more contoured seat.
- Standard with height and width adjustable height T-arms with teardrop shaped urethane armcaps (3B).
- All models except the armchair and sidechair are standard with a five legged, injection molded reinforced nylon spider base with C65 casters.
- Base and frames are standard in Black (BK).
- Granada heavy duty models can be found under the Heavy Duty section.
- Upholstery options: fabric or vinyl only. When upholstered in vinyl, models may feature stitch detail across the seat and/or back cushions and additional wrinkling may occur around seat perimeter and outside back will be attached with decorative screws
- Check textile availability prior to specifying upholstery material.


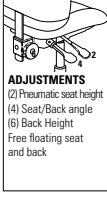


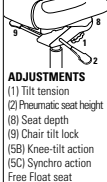


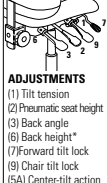


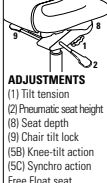


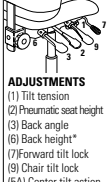

OPTIONAL FEATURES

- Seat depth is optional on model 1171-2. Please specify (MD). Add \$113
- An optional abrasion resistant outer back fabric (polyester) is available. Resistant to impact damage. Available in Black only (BKB), add \$23.
- Available with back edge vinyl bumper guard option (VBG). Add \$26.
- Polished Aluminum base with black scuff tips. Specify "B2". Add \$167
- For hard surface flooring casters, specify C65R. Add \$73.
- For fully assembled in box, please specify SU. Add \$76.
- Please refer to "Arms Selection" section of the price book for arm options.
- Please refer to "Cylinder Selection" section of the price book for additional cylinder options.

| DESCRIPTION  | FEATURES  | MODEL#                    | STANDARD TEXTILE GRADES |   |   |             |          |                        |          |      |      |      |      |      |  |  |
|--|---|---------------------------|-------------------------|---|---|-------------|----------|------------------------|----------|------|------|------|------|------|--|--|
|  |   |                           | 1                       | 2   | 3   | 4           | 5        | 6                      | 7        | 8    | 9    | 10   | 11   | 12   |  |  |
|  <p><b>HB Multi - Tilter</b><br/>COM Yardage: 2<br/>Freight Class: 125<br/>Product Weight (lbs.): 65<br/>Cubic Feet Per Carton: 9.25</p>                                |  <p><b>ADJUSTMENTS</b><br/>(1) Tilt tension<br/>(2) Pneumatic seat height<br/>(3) Back angle<br/>(6) Back height*<br/>(7) Forward tilt lock<br/>(9) Chair tilt lock<br/>(SA) Center-tilt action</p> | <b>1170-3</b>             | 1223                    | 1292  | 1341  | 1419        | 1528     | 1565                   | 1659     | 1842 | 1928 | 2097 | 2325 | 2607 |  |  |
|  |   | <b>OVERALL DIMENSIONS</b> |                         |   | <b>SEAT DIMENSIONS</b>  |             |          | <b>BACK DIMENSIONS</b> |          |      |      |      |      |      |  |  |
|  |   | <b>W</b>                  | <b>D</b>                | <b>H</b>  | <b>W</b>  | <b>D</b>    | <b>H</b> | <b>W</b>               | <b>H</b> |      |      |      |      |      |  |  |
|  | 26  | 23.5                      | 45                      | 21  | 18-20.5   | 16-20       | 20       | 23-28.25               |          |      |      |      |      |      |  |  |
|  |   |                           |                         |  |  |             |          |                        |          |      |      |      |      |      |  |  |
|  <p><b>HB Weight Sensing Synchro - Tilter</b><br/>COM Yardage: 2<br/>Freight Class: 125<br/>Product Weight (lbs.): 61<br/>Cubic Feet Per Carton: 9.25</p>             |  <p><b>ADJUSTMENTS</b><br/>Weight sensing auto tension adjustment<br/>(2) Pneumatic seat height<br/>(8) Sliding seat depth<br/>(9) Multi position tilt lock</p>                                    | <b>1170-8</b>             | 1223                    | 1290  | 1340  | 1419        | 1527     | 1564                   | 1658     | 1842 | 1927 | 2096 | 2324 | 2607 |  |  |
|  |   | <b>OVERALL DIMENSIONS</b> |                         |   | <b>SEAT DIMENSIONS</b>  |             |          | <b>BACK DIMENSIONS</b> |          |      |      |      |      |      |  |  |
|  |   | <b>W</b>                  | <b>D</b>                | <b>H</b>  | <b>W</b>  | <b>D</b>    | <b>H</b> | <b>W</b>               | <b>H</b> |      |      |      |      |      |  |  |
|  | 26  | 23.5                      | 44                      | 21  | 18-20.5   | 16.5-20.5   | 20       | 23-28.2                |          |      |      |      |      |      |  |  |
|  |   |                           |                         |  |  |             |          |                        |          |      |      |      |      |      |  |  |
|  <p><b>HB Synchro - Tilter w/Back Angle Adjustment</b><br/>COM Yardage: 1.75<br/>Freight Class: 125<br/>Product Weight (lbs.): 60<br/>Cubic Feet Per Carton: 9.25</p> |  <p><b>ADJUSTMENTS</b><br/>(1) Tilt tension<br/>(2) Pneumatic seat height<br/>(8) Seat depth<br/>(9) Chair tilt lock<br/>(5C) Synchro-tilt action<br/>Anti-Kick back</p>                           | <b>1171-0</b>             | 1098                    | 1156  | 1200  | 1263        | 1360     | 1392                   | 1472     | 1628 | 1703 | 1847 | 2042 | 2286 |  |  |
|  |   | <b>OVERALL DIMENSIONS</b> |                         |   | <b>SEAT DIMENSIONS</b>  |             |          | <b>BACK DIMENSIONS</b> |          |      |      |      |      |      |  |  |
|  |   | <b>W</b>                  | <b>D</b>                | <b>H</b>  | <b>W</b>  | <b>D</b>    | <b>H</b> | <b>W</b>               | <b>H</b> |      |      |      |      |      |  |  |
|  | 26  | 23.5                      | 43                      | 21  | 18-20.5   | 17.25-21.25 | 20       | 20-25.2                |          |      |      |      |      |      |  |  |
|  |   |                           |                         |  |  |             |          |                        |          |      |      |      |      |      |  |  |

| DESCRIPTION   | FEATURES  | MODEL#  | STANDARD TEXTILE GRADES   |  |                      |                           |          |             |                        |           |          |                        |          |      |      |      |      |
|---|---|---|---|--|----------------------|---------------------------|----------|-------------|------------------------|-----------|----------|------------------------|----------|------|------|------|------|
|   |   |   | 1   | 2  | 3                    | 4                         | 5        | 6           | 7                      | 8         | 9        | 10                     | 11       | 12   |      |      |      |
|  <p><b>MB Synchro Knee - Tilter</b><br/>COM Yardage: 1.75<br/>Freight Class: 125<br/>Product Weight (lbs.): 61<br/>Cubic Feet Per Carton: 9.25</p> |  <p><b>ADJUSTMENTS</b><br/>(1) Tilt tension<br/>(2) Pneumatic seat height<br/>(8) Seat depth<br/>(9) Chair tilt lock<br/>(5B) Knee-tilt action<br/>(5C) Synchro action<br/>Free Float seat</p> | <p><b>1171-2</b></p>  | 1248  | 1304   | 1350                 | 1415                      | 1508     | 1541        | 1621                   | 1778      | 1851     | 1997                   | 2192     | 2435 |      |      |      |
|   |   |   | <b>OVERALL DIMENSIONS</b>   |  |                      | <b>SEAT DIMENSIONS</b>    |          |             | <b>BACK DIMENSIONS</b> |           |          |                        |          |      |      |      |      |
|   |   |   | <b>W</b>  | <b>D</b>   | <b>H</b>             | <b>W</b>                  | <b>D</b> | <b>H</b>    | <b>W</b>               | <b>H</b>  |          |                        |          |      |      |      |      |
|   |   |   | 26  | 23.5   | 42.5                 | 21                        | 18-20.5  | 16-20       | 20                     | 23-28.51  |          |                        |          |      |      |      |      |
| <p>COM Yardage: 1.75<br/>Freight Class: 125<br/>Product Weight (lbs.): 61<br/>Cubic Feet Per Carton: 9.25</p>   | <p>Ergonomic Features:<br/>A, B, C, D, G, J, H, L, M, N, Q</p>  | <p><b>RTA 2</b> </p>   |   |  |                      |                           |          |             |                        |           |          |                        |          |      |      |      |      |
|   |   |   |  <p><b>MB Multi - Tilter</b><br/>COM Yardage: 1.75<br/>Freight Class: 125<br/>Product Weight (lbs.): 61<br/>Cubic Feet Per Carton: 9.25</p>                    |  <p><b>ADJUSTMENTS</b><br/>(1) Tilt tension<br/>(2) Pneumatic seat height<br/>(3) Back angle<br/>(6) Back height*<br/>(7) Forward tilt lock<br/>(9) Chair tilt lock<br/>(5A) Center-tilt action</p> | <p><b>1171-3</b></p> | 1098                      | 1159     | 1202        | 1266                   | 1361      | 1393     | 1474                   | 1630     | 1704 | 1849 | 2046 | 2288 |
|   |   |   |   |  |                      | <b>OVERALL DIMENSIONS</b> |          |             | <b>SEAT DIMENSIONS</b> |           |          | <b>BACK DIMENSIONS</b> |          |      |      |      |      |
|   |   |   |   |  |                      | <b>W</b>                  | <b>D</b> | <b>H</b>    | <b>W</b>               | <b>D</b>  | <b>H</b> | <b>W</b>               | <b>H</b> |      |      |      |      |
| 26  | 23.5  | 42  |   |  |                      | 21                        | 18-20.5  | 16-20       | 20                     | 23-28.25  |          |                        |          |      |      |      |      |
| <p>COM Yardage: 1.75<br/>Freight Class: 125<br/>Product Weight (lbs.): 61<br/>Cubic Feet Per Carton: 9.25</p>   | <p>Ergonomic Features:<br/>A, B, C, D, E, F, G, H, M, N, Q, S, U</p>  | <p><b>RTA 2</b> </p>   |   |  |                      |                           |          |             |                        |           |          |                        |          |      |      |      |      |
|   |   |   |  <p><b>MB Operator</b><br/>COM Yardage: 1.75<br/>Freight Class: 150<br/>Product Weight (lbs.): 54<br/>Cubic Feet Per Carton: 9.25</p>                         |  <p><b>ADJUSTMENTS</b><br/>(2) Pneumatic seat height<br/>(4) Seat/Back angle<br/>(6) Back Height<br/>Free floating seat and back</p>   | <p><b>1171-5</b></p> | 1059                      | 1120     | 1163        | 1227                   | 1322      | 1354     | 1435                   | 1591     | 1664 | 1810 | 2007 | 2249 |
|   |   |   |   |  |                      | <b>OVERALL DIMENSIONS</b> |          |             | <b>SEAT DIMENSIONS</b> |           |          | <b>BACK DIMENSIONS</b> |          |      |      |      |      |
|   |   |   |   |  |                      | <b>W</b>                  | <b>D</b> | <b>H</b>    | <b>W</b>               | <b>D</b>  | <b>H</b> | <b>W</b>               | <b>H</b> |      |      |      |      |
| 26  | 23.5  | 39  |   |  |                      | 21                        | 18       | 16.5-20.5   | 20                     | 19-24.25  |          |                        |          |      |      |      |      |
| <p>COM Yardage: 1.75<br/>Freight Class: 150<br/>Product Weight (lbs.): 54<br/>Cubic Feet Per Carton: 9.25</p>   | <p>Ergonomic Features:<br/>C, D, F, G, H, M, N, Q, S, U</p>   | <p><b>RTA 2</b> </p> |   |  |                      |                           |          |             |                        |           |          |                        |          |      |      |      |      |
|   |   |   |  <p><b>MB Task</b><br/>COM Yardage: 1.75<br/>Freight Class: 150<br/>Product Weight (lbs.): 49<br/>Cubic Feet Per Carton: 9.25</p>                            |  <p><b>ADJUSTMENTS</b><br/>(2) Pneumatic seat height<br/>(8) Seat depth</p>   | <p><b>1171-6</b></p> | 893                       | 953      | 997         | 1061                   | 1156      | 1188     | 1269                   | 1426     | 1498 | 1644 | 1841 | 2083 |
|   |   |   |   |  |                      | <b>OVERALL DIMENSIONS</b> |          |             | <b>SEAT DIMENSIONS</b> |           |          | <b>BACK DIMENSIONS</b> |          |      |      |      |      |
|   |   |   |   |  |                      | <b>W</b>                  | <b>D</b> | <b>H</b>    | <b>W</b>               | <b>D</b>  | <b>H</b> | <b>W</b>               | <b>H</b> |      |      |      |      |
| 26  | 23.5  | 38  |   |  |                      | 21                        | 17-18    | 16-21       | 20                     | 19        |          |                        |          |      |      |      |      |
| <p>COM Yardage: 1.75<br/>Freight Class: 150<br/>Product Weight (lbs.): 49<br/>Cubic Feet Per Carton: 9.25</p>   | <p>Ergonomic Features:<br/>C, E, H, M, N, U, Q</p>  | <p><b>RTA 2</b> </p> |   |  |                      |                           |          |             |                        |           |          |                        |          |      |      |      |      |
|   |   |   |  <p><b>MB Weight Sensing Synchro - Tilter</b><br/>COM Yardage: 1.75<br/>Freight Class: 125<br/>Product Weight (lbs.): 61<br/>Cubic Feet Per Carton: 9.25</p> |  <p><b>ADJUSTMENTS</b><br/>Weight sensing auto tension adjustment<br/>(2) Pneumatic seat height<br/>(8) Sliding seat depth<br/>(9) Multi position tilt lock</p>                                   | <p><b>1171-8</b></p> | 1098                      | 1156     | 1200        | 1263                   | 1360      | 1392     | 1472                   | 1628     | 1703 | 1847 | 2042 | 2286 |
|   |   |   |   |  |                      | <b>OVERALL DIMENSIONS</b> |          |             | <b>SEAT DIMENSIONS</b> |           |          | <b>BACK DIMENSIONS</b> |          |      |      |      |      |
|   |   |   |   |  |                      | <b>W</b>                  | <b>D</b> | <b>H</b>    | <b>W</b>               | <b>D</b>  | <b>H</b> | <b>W</b>               | <b>H</b> |      |      |      |      |
| 26  | 23.5  | 41  |   |  |                      | 21                        | 18-20.5  | 16.25-20.25 | 20                     | 20 - 25.2 |          |                        |          |      |      |      |      |
| <p>COM Yardage: 1.75<br/>Freight Class: 125<br/>Product Weight (lbs.): 61<br/>Cubic Feet Per Carton: 9.25</p>   | <p>Ergonomic Features:<br/>A, B, C, D, E, H, L, M, N, Q</p>   | <p><b>RTA 2</b> </p> |   |  |                      |                           |          |             |                        |           |          |                        |          |      |      |      |      |

| DESCRIPTION  | FEATURES  | MODEL#  | STANDARD TEXTILE GRADES   |       |           |                    |          |      |                 |      |      |                 |      |      |        |      |      |      |      |      |      |      |      |      |      |      |       |           |
|--|---|---|---|-------|-----------|--------------------|----------|------|-----------------|------|------|-----------------|------|------|--------|------|------|------|------|------|------|------|------|------|------|------|-------|-----------|
|  |   |   | 1   | 2     | 3         | 4                  | 5        | 6    | 7               | 8    | 9    | 10              | 11   | 12   |        |      |      |      |      |      |      |      |      |      |      |      |       |           |
|  <p><b>MB Operator</b> Armless<br/>COM Yardage: 1.75<br/>Freight Class: 150<br/>Product Weight (lbs.): 49<br/>Cubic Feet Per Carton: 9.25</p>               |  <p><b>ADJUSTMENTS</b><br/>(2) Pneumatic seat height<br/>(4) Seat/Back angle<br/>(6) Back Height<br/>Free floating seat and back</p>   | <p>Ergonomic Features:<br/>C, D, E, F, G, M, N, Q, S, U</p> | <table border="1"> <tr> <td>1172-5</td> <td>875</td> <td>931</td> <td>977</td> <td>1042</td> <td>1134</td> <td>1165</td> <td>1250</td> <td>1403</td> <td>1479</td> <td>1622</td> <td>1817</td> <td>2065</td> </tr> </table>   |       |           |                    |          |      |                 |      |      |                 |      |      | 1172-5 | 875  | 931  | 977  | 1042 | 1134 | 1165 | 1250 | 1403 | 1479 | 1622 | 1817 | 2065  |           |
|  |   |   | 1172-5  | 875   | 931       | 977                | 1042     | 1134 | 1165            | 1250 | 1403 | 1479            | 1622 | 1817 | 2065   |      |      |      |      |      |      |      |      |      |      |      |       |           |
|  |   |   | <table border="1"> <tr> <th colspan="3">OVERALL DIMENSIONS</th> <th colspan="3">SEAT DIMENSIONS</th> <th colspan="3">BACK DIMENSIONS</th> </tr> <tr> <th>W</th> <th>D</th> <th>H</th> <th>W</th> <th>D</th> <th>H</th> <th>W</th> <th>H</th> </tr> <tr> <td>21</td> <td>23.5</td> <td>39</td> <td>21</td> <td>18</td> <td>16.5-20.5</td> <td>20</td> <td>19-24.25</td> </tr> </table> |       |           | OVERALL DIMENSIONS |          |      | SEAT DIMENSIONS |      |      | BACK DIMENSIONS |      |      | W      | D    | H    | W    | D    | H    | W    | H    | 21   | 23.5 | 39   | 21   | 18    | 16.5-20.5 |
| OVERALL DIMENSIONS   |   |   | SEAT DIMENSIONS   |       |           | BACK DIMENSIONS    |          |      |                 |      |      |                 |      |      |        |      |      |      |      |      |      |      |      |      |      |      |       |           |
| W  | D   | H   | W   | D     | H         | W                  | H        |      |                 |      |      |                 |      |      |        |      |      |      |      |      |      |      |      |      |      |      |       |           |
| 21   | 23.5  | 39  | 21  | 18    | 16.5-20.5 | 20                 | 19-24.25 |      |                 |      |      |                 |      |      |        |      |      |      |      |      |      |      |      |      |      |      |       |           |
| <p>Ergonomic Features:<br/>C, D, E, F, G, M, N, Q, S, U</p>  |   |   |   |       |           |                    |          |      |                 |      |      |                 |      |      |        |      |      |      |      |      |      |      |      |      |      |      |       |           |
|  <p><b>MB Task</b> Armless<br/>COM Yardage: 1.75<br/>Freight Class: 150<br/>Product Weight (lbs.): 21.<br/>Cubic Feet Per Carton: 9.25</p>                  |  <p><b>ADJUSTMENTS</b><br/>(2) Pneumatic seat height<br/>(8) Seat depth</p>  | <p>Ergonomic Features:<br/>C, E, H, M, N, U Q</p>           | <table border="1"> <tr> <td>1172-6</td> <td>711</td> <td>769</td> <td>813</td> <td>878</td> <td>970</td> <td>1004</td> <td>1086</td> <td>1241</td> <td>1315</td> <td>1460</td> <td>1654</td> <td>1899</td> </tr> </table>   |       |           |                    |          |      |                 |      |      |                 |      |      | 1172-6 | 711  | 769  | 813  | 878  | 970  | 1004 | 1086 | 1241 | 1315 | 1460 | 1654 | 1899  |           |
|  |   |   | 1172-6  | 711   | 769       | 813                | 878      | 970  | 1004            | 1086 | 1241 | 1315            | 1460 | 1654 | 1899   |      |      |      |      |      |      |      |      |      |      |      |       |           |
|  |   |   | <table border="1"> <tr> <th colspan="3">OVERALL DIMENSIONS</th> <th colspan="3">SEAT DIMENSIONS</th> <th colspan="3">BACK DIMENSIONS</th> </tr> <tr> <th>W</th> <th>D</th> <th>H</th> <th>W</th> <th>D</th> <th>H</th> <th>W</th> <th>H</th> </tr> <tr> <td>21</td> <td>23.5</td> <td>38</td> <td>21</td> <td>17-18</td> <td>16-21</td> <td>20</td> <td>19</td> </tr> </table>        |       |           | OVERALL DIMENSIONS |          |      | SEAT DIMENSIONS |      |      | BACK DIMENSIONS |      |      | W      | D    | H    | W    | D    | H    | W    | H    | 21   | 23.5 | 38   | 21   | 17-18 | 16-21     |
| OVERALL DIMENSIONS   |   |   | SEAT DIMENSIONS   |       |           | BACK DIMENSIONS    |          |      |                 |      |      |                 |      |      |        |      |      |      |      |      |      |      |      |      |      |      |       |           |
| W  | D   | H   | W   | D     | H         | W                  | H        |      |                 |      |      |                 |      |      |        |      |      |      |      |      |      |      |      |      |      |      |       |           |
| 21   | 23.5  | 38  | 21  | 17-18 | 16-21     | 20                 | 19       |      |                 |      |      |                 |      |      |        |      |      |      |      |      |      |      |      |      |      |      |       |           |
| <p>Ergonomic Features:<br/>C, E, H, M, N, U Q</p>  |   |   |   |       |           |                    |          |      |                 |      |      |                 |      |      |        |      |      |      |      |      |      |      |      |      |      |      |       |           |
|  <p><b>Side Chair</b><br/>COM Yardage: 1.75<br/>Freight Class: 250<br/>Product Weight (lbs.): 35<br/>Cubic Feet Per Carton: 10</p>                         |   | <p>Ergonomic Features:<br/>M, N</p>                         | <table border="1"> <tr> <td>1174</td> <td>634</td> <td>687</td> <td>736</td> <td>802</td> <td>893</td> <td>926</td> <td>1008</td> <td>1162</td> <td>1236</td> <td>1381</td> <td>1576</td> <td>1821</td> </tr> </table>  |       |           |                    |          |      |                 |      |      |                 |      |      | 1174   | 634  | 687  | 736  | 802  | 893  | 926  | 1008 | 1162 | 1236 | 1381 | 1576 | 1821  |           |
|  |   |   | 1174  | 634   | 687       | 736                | 802      | 893  | 926             | 1008 | 1162 | 1236            | 1381 | 1576 | 1821   |      |      |      |      |      |      |      |      |      |      |      |       |           |
|  |   |   | <table border="1"> <tr> <th colspan="3">OVERALL DIMENSIONS</th> <th colspan="3">SEAT DIMENSIONS</th> <th colspan="3">BACK DIMENSIONS</th> </tr> <tr> <th>W</th> <th>D</th> <th>H</th> <th>W</th> <th>D</th> <th>H</th> <th>W</th> <th>H</th> </tr> <tr> <td>21</td> <td>24</td> <td>38</td> <td>21</td> <td>18</td> <td>18</td> <td>20</td> <td>20.5</td> </tr> </table>              |       |           | OVERALL DIMENSIONS |          |      | SEAT DIMENSIONS |      |      | BACK DIMENSIONS |      |      | W      | D    | H    | W    | D    | H    | W    | H    | 21   | 24   | 38   | 21   | 18    | 18        |
| OVERALL DIMENSIONS   |   |   | SEAT DIMENSIONS   |       |           | BACK DIMENSIONS    |          |      |                 |      |      |                 |      |      |        |      |      |      |      |      |      |      |      |      |      |      |       |           |
| W  | D   | H   | W   | D     | H         | W                  | H        |      |                 |      |      |                 |      |      |        |      |      |      |      |      |      |      |      |      |      |      |       |           |
| 21   | 24  | 38  | 21  | 18    | 18        | 20                 | 20.5     |      |                 |      |      |                 |      |      |        |      |      |      |      |      |      |      |      |      |      |      |       |           |
| <p>Ergonomic Features:<br/>M, N</p>  |   |   |   |       |           |                    |          |      |                 |      |      |                 |      |      |        |      |      |      |      |      |      |      |      |      |      |      |       |           |
|  <p><b>Armchair</b><br/>COM Yardage: 1.75<br/>Freight Class: 150<br/>Product Weight (lbs.): 40<br/>Cubic Feet Per Carton: 10</p>                          |   | <p>Ergonomic Features:<br/>M, N</p>                         | <table border="1"> <tr> <td>1175</td> <td>848</td> <td>906</td> <td>950</td> <td>1013</td> <td>1107</td> <td>1140</td> <td>1223</td> <td>1379</td> <td>1451</td> <td>1597</td> <td>1791</td> <td>2036</td> </tr> </table>   |       |           |                    |          |      |                 |      |      |                 |      |      | 1175   | 848  | 906  | 950  | 1013 | 1107 | 1140 | 1223 | 1379 | 1451 | 1597 | 1791 | 2036  |           |
|  |   |   | 1175  | 848   | 906       | 950                | 1013     | 1107 | 1140            | 1223 | 1379 | 1451            | 1597 | 1791 | 2036   |      |      |      |      |      |      |      |      |      |      |      |       |           |
|  |   |   | <table border="1"> <tr> <th colspan="3">OVERALL DIMENSIONS</th> <th colspan="3">SEAT DIMENSIONS</th> <th colspan="3">BACK DIMENSIONS</th> </tr> <tr> <th>W</th> <th>D</th> <th>H</th> <th>W</th> <th>D</th> <th>H</th> <th>W</th> <th>H</th> </tr> <tr> <td>24.5</td> <td>24</td> <td>38</td> <td>21</td> <td>18</td> <td>18</td> <td>20</td> <td>20.5</td> </tr> </table>            |       |           | OVERALL DIMENSIONS |          |      | SEAT DIMENSIONS |      |      | BACK DIMENSIONS |      |      | W      | D    | H    | W    | D    | H    | W    | H    | 24.5 | 24   | 38   | 21   | 18    | 18        |
| OVERALL DIMENSIONS   |   |   | SEAT DIMENSIONS   |       |           | BACK DIMENSIONS    |          |      |                 |      |      |                 |      |      |        |      |      |      |      |      |      |      |      |      |      |      |       |           |
| W  | D   | H   | W   | D     | H         | W                  | H        |      |                 |      |      |                 |      |      |        |      |      |      |      |      |      |      |      |      |      |      |       |           |
| 24.5   | 24  | 38  | 21  | 18    | 18        | 20                 | 20.5     |      |                 |      |      |                 |      |      |        |      |      |      |      |      |      |      |      |      |      |      |       |           |
| <p>Ergonomic Features:<br/>M, N</p>  |   |   |   |       |           |                    |          |      |                 |      |      |                 |      |      |        |      |      |      |      |      |      |      |      |      |      |      |       |           |
|  <p><b>Drafting Stool Operator</b> Armless<br/>COM Yardage: 1.75<br/>Freight Class: 150<br/>Product Weight (lbs.): 52<br/>Cubic Feet Per Carton: 9.25</p> |  <p><b>ADJUSTMENTS</b><br/>(2) Pneumatic seat height<br/>(4) Seat/Back angle<br/>(6) Back Height<br/>Free floating seat and back</p> | <p>Ergonomic Features:<br/>C, D, F, G, H, M, N, S, U</p>    | <table border="1"> <tr> <td>1177-5</td> <td>1101</td> <td>1157</td> <td>1201</td> <td>1266</td> <td>1361</td> <td>1394</td> <td>1475</td> <td>1631</td> <td>1705</td> <td>1848</td> <td>2044</td> <td>2289</td> </tr> </table>  |       |           |                    |          |      |                 |      |      |                 |      |      | 1177-5 | 1101 | 1157 | 1201 | 1266 | 1361 | 1394 | 1475 | 1631 | 1705 | 1848 | 2044 | 2289  |           |
|  |   |   | 1177-5  | 1101  | 1157      | 1201               | 1266     | 1361 | 1394            | 1475 | 1631 | 1705            | 1848 | 2044 | 2289   |      |      |      |      |      |      |      |      |      |      |      |       |           |
|  |   |   | <table border="1"> <tr> <th colspan="3">OVERALL DIMENSIONS</th> <th colspan="3">SEAT DIMENSIONS</th> <th colspan="3">BACK DIMENSIONS</th> </tr> <tr> <th>W</th> <th>D</th> <th>H</th> <th>W</th> <th>D</th> <th>H</th> <th>W</th> <th>H</th> </tr> <tr> <td>21</td> <td>23.5</td> <td>48</td> <td>20</td> <td>18</td> <td>23.5-33.5</td> <td>20</td> <td>19-24.25</td> </tr> </table> |       |           | OVERALL DIMENSIONS |          |      | SEAT DIMENSIONS |      |      | BACK DIMENSIONS |      |      | W      | D    | H    | W    | D    | H    | W    | H    | 21   | 23.5 | 48   | 20   | 18    | 23.5-33.5 |
| OVERALL DIMENSIONS   |   |   | SEAT DIMENSIONS   |       |           | BACK DIMENSIONS    |          |      |                 |      |      |                 |      |      |        |      |      |      |      |      |      |      |      |      |      |      |       |           |
| W  | D   | H   | W   | D     | H         | W                  | H        |      |                 |      |      |                 |      |      |        |      |      |      |      |      |      |      |      |      |      |      |       |           |
| 21   | 23.5  | 48  | 20  | 18    | 23.5-33.5 | 20                 | 19-24.25 |      |                 |      |      |                 |      |      |        |      |      |      |      |      |      |      |      |      |      |      |       |           |
| <p>Ergonomic Features:<br/>C, D, F, G, H, M, N, S, U</p>   |   |   |   |       |           |                    |          |      |                 |      |      |                 |      |      |        |      |      |      |      |      |      |      |      |      |      |      |       |           |

| DESCRIPTION  | FEATURES  | MODEL#  | STANDARD TEXTILE GRADES   |  |                      |                           |          |           |                        |          |          |                        |          |      |      |      |      |
|--|---|---|---|--|----------------------|---------------------------|----------|-----------|------------------------|----------|----------|------------------------|----------|------|------|------|------|
|  |   |   | 1   | 2  | 3                    | 4                         | 5        | 6         | 7                      | 8        | 9        | 10                     | 11       | 12   |      |      |      |
|  <p><b>Drafting Stool Operator w/Arm</b><br/>COM Yardage: 1.75<br/>Freight Class: 125<br/>Product Weight (lbs.): 57<br/>Cubic Feet Per Carton: 9.25</p> |  <p><b>ADJUSTMENTS</b><br/>(2) Pneumatic seat height<br/>(4) Seat/Back angle<br/>(6) Back Height<br/>Free floating seat and back</p> | <p><b>1178-5</b></p>  | 1285  | 1341   | 1389                 | 1452                      | 1545     | 1578      | 1658                   | 1815     | 1888     | 2034                   | 2229     | 2473 |      |      |      |
|  |   |   | <b>OVERALL DIMENSIONS</b>   |  |                      | <b>SEAT DIMENSIONS</b>    |          |           | <b>BACK DIMENSIONS</b> |          |          |                        |          |      |      |      |      |
|  |   |   | <b>W</b>  | <b>D</b>   | <b>H</b>             | <b>W</b>                  | <b>D</b> | <b>H</b>  | <b>W</b>               | <b>H</b> |          |                        |          |      |      |      |      |
|  |   |   | 26  | 23.5   | 48                   | 21                        | 18       | 23.5-33.5 | 20                     | 19-24.25 |          |                        |          |      |      |      |      |
| <p>COM Yardage: 1.75<br/>Freight Class: 125<br/>Product Weight (lbs.): 57<br/>Cubic Feet Per Carton: 9.25</p>  | <p>Ergonomic Features:<br/>C, D, F, G, H, M, N, S, U</p>  | <p><b>RTA 2</b> </p>   |   |  |                      |                           |          |           |                        |          |          |                        |          |      |      |      |      |
|  |   |   |  <p><b>HB Synchro Knee - Tilter w/ Schukra Lumbar</b><br/>COM Yardage: 2<br/>Freight Class: 125<br/>Product Weight (lbs.): 63<br/>Cubic Feet Per Carton: 9.25</p>      |  <p><b>ADJUSTMENTS</b><br/>(1) Tilt tension<br/>(2) Pneumatic seat height<br/>(8) Seat depth<br/>(9) Chair tilt lock<br/>(5B) Knee-tilt action<br/>(5C) Synchro action<br/>Free Float seat</p>        | <p><b>1190-2</b></p> | 1669                      | 1744     | 1804      | 1891                   | 2015     | 2058     | 2170                   | 2374     | 2474 | 2667 | 2926 | 3251 |
|  |   |   |   |  |                      | <b>OVERALL DIMENSIONS</b> |          |           | <b>SEAT DIMENSIONS</b> |          |          | <b>BACK DIMENSIONS</b> |          |      |      |      |      |
|  |   |   |   |  |                      | <b>W</b>                  | <b>D</b> | <b>H</b>  | <b>W</b>               | <b>D</b> | <b>H</b> | <b>W</b>               | <b>H</b> |      |      |      |      |
| 26   | 23.5  | 45.5  |   |  |                      | 21                        | 18-20.5  | 16.5-20.5 | 20                     | 23-28.25 |          |                        |          |      |      |      |      |
| <p>COM Yardage: 2<br/>Freight Class: 125<br/>Product Weight (lbs.): 63<br/>Cubic Feet Per Carton: 9.25</p>   | <p>Ergonomic Features:<br/>A, B, C, D, E, G, H, J, M, N, Q, R, V</p>  | <p><b>RTA 2</b> </p>   |   |  |                      |                           |          |           |                        |          |          |                        |          |      |      |      |      |
|  |   |   |  <p><b>HB Multi - Tilter</b><br/>COM Yardage: 2<br/>Freight Class: 125<br/>Product Weight (lbs.): 65<br/>Cubic Feet Per Carton: 9.25</p>                              |  <p><b>ADJUSTMENTS</b><br/>(1) Tilt tension<br/>(2) Pneumatic seat height<br/>(3) Back angle<br/>(6) Back height*<br/>(7) Forward tilt lock<br/>(9) Chair tilt lock<br/>(5A) Center-tilt action</p>  | <p><b>1190-3</b></p> | 1509                      | 1585     | 1644      | 1732                   | 1856     | 1902     | 2011                   | 2215     | 2314 | 2508 | 2767 | 3092 |
|  |   |   |   |  |                      | <b>OVERALL DIMENSIONS</b> |          |           | <b>SEAT DIMENSIONS</b> |          |          | <b>BACK DIMENSIONS</b> |          |      |      |      |      |
|  |   |   |   |  |                      | <b>W</b>                  | <b>D</b> | <b>H</b>  | <b>W</b>               | <b>D</b> | <b>H</b> | <b>W</b>               | <b>H</b> |      |      |      |      |
| 26   | 23.5  | 45  |   |  |                      | 21                        | 18-20.5  | 16-20     | 20                     | 23-28.25 |          |                        |          |      |      |      |      |
| <p>COM Yardage: 2<br/>Freight Class: 125<br/>Product Weight (lbs.): 65<br/>Cubic Feet Per Carton: 9.25</p>   | <p>Ergonomic Features:<br/>A, B, C, D, E, F, G, H, M, N, Q, S, U</p>  | <p><b>RTA 2</b> </p> |   |  |                      |                           |          |           |                        |          |          |                        |          |      |      |      |      |
|  |   |   |  <p><b>MB Synchro Knee - Tilter w/ Schukra Lumbar</b><br/>COM Yardage: 1.75<br/>Freight Class: 125<br/>Product Weight (lbs.): 61<br/>Cubic Feet Per Carton: 9.25</p> |  <p><b>ADJUSTMENTS</b><br/>(1) Tilt tension<br/>(2) Pneumatic seat height<br/>(8) Seat depth<br/>(9) Chair tilt lock<br/>(5B) Knee-tilt action<br/>(5C) Synchro action<br/>Free Float seat</p>      | <p><b>1191-2</b></p> | 1533                      | 1602     | 1653      | 1729                   | 1840     | 1877     | 1974                   | 2152     | 2239 | 2407 | 2635 | 2919 |
|  |   |   |   |  |                      | <b>OVERALL DIMENSIONS</b> |          |           | <b>SEAT DIMENSIONS</b> |          |          | <b>BACK DIMENSIONS</b> |          |      |      |      |      |
|  |   |   |   |  |                      | <b>W</b>                  | <b>D</b> | <b>H</b>  | <b>W</b>               | <b>D</b> | <b>H</b> | <b>W</b>               | <b>H</b> |      |      |      |      |
| 26   | 23.5  | 42.5  |   |  |                      | 21                        | 18-20.5  | 16-20     | 20                     | 23-28.51 |          |                        |          |      |      |      |      |
| <p>COM Yardage: 1.75<br/>Freight Class: 125<br/>Product Weight (lbs.): 61<br/>Cubic Feet Per Carton: 9.25</p>  | <p>Ergonomic Features:<br/>A, B, C, D, E, G, H, J, M, N, Q, R, V</p>  | <p><b>RTA 2</b> </p> |   |  |                      |                           |          |           |                        |          |          |                        |          |      |      |      |      |
|  |   |   |  <p><b>MB Multi - Tilter</b><br/>COM Yardage: 1.75<br/>Freight Class: 125<br/>Product Weight (lbs.): 61<br/>Cubic Feet Per Carton: 9.25</p>                          |  <p><b>ADJUSTMENTS</b><br/>(1) Tilt tension<br/>(2) Pneumatic seat height<br/>(3) Back angle<br/>(6) Back height*<br/>(7) Forward tilt lock<br/>(9) Chair tilt lock<br/>(5A) Center-tilt action</p> | <p><b>1191-2</b></p> | 1533                      | 1602     | 1653      | 1729                   | 1840     | 1877     | 1974                   | 2152     | 2239 | 2407 | 2635 | 2919 |
|  |   |   |   |  |                      | <b>OVERALL DIMENSIONS</b> |          |           | <b>SEAT DIMENSIONS</b> |          |          | <b>BACK DIMENSIONS</b> |          |      |      |      |      |
|  |   |   |   |  |                      | <b>W</b>                  | <b>D</b> | <b>H</b>  | <b>W</b>               | <b>D</b> | <b>H</b> | <b>W</b>               | <b>H</b> |      |      |      |      |
| 26   | 23.5  | 42  |   |  |                      | 21                        | 18-20.5  | 16-20     | 20                     | 23-28.25 |          |                        |          |      |      |      |      |
| <p>COM Yardage: 1.75<br/>Freight Class: 125<br/>Product Weight (lbs.): 61<br/>Cubic Feet Per Carton: 9.25</p>  | <p>Ergonomic Features:<br/>A, B, C, D, E, F, G, H, M, N, Q, S, U</p>  | <p><b>RTA 2</b> </p> |   |  |                      |                           |          |           |                        |          |          |                        |          |      |      |      |      |

GRAPHIC™



model 2739



model 2738MB



**Optional Base**  
An optional five-legged, arched steel base in Tungsten finish is available. Specify (TTU). Add \$83.


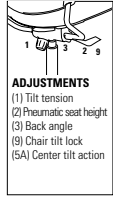

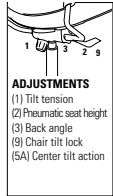

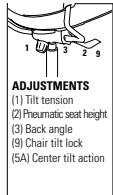

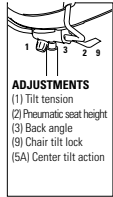
STANDARD FEATURES

- European detailing and a clean slim profile.
- Features a generous compound curved back and seat.
- Three distinctive back styles: upholstered back, perforated Black nylon back and breathable Black mesh back.
- Posture back chairs with arms are standard with height adjustable, forward swept arms and sliding armcaps (G4).
- Vari-Width (WA) width adjustable arm extensions are standard when chair is ordered with adjustable arms. Allows the arms to move away from the seat by 2" on each side to allow space if desired for broader hip widths.
- Check textile availability prior to specifying upholstery material.


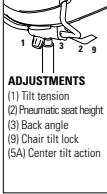

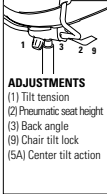

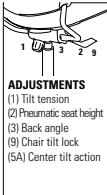

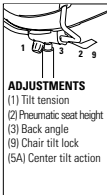

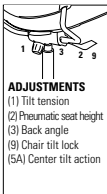
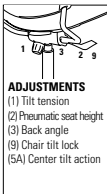
- Posture mechanism offers exceptional back support, two position tilt lock adjustment and tilt tension control.
- Five prong, injection molded, fiberglass reinforced nylon Black spider base with dual wheel carpet casters (C1).

OPTIONAL FEATURES

- For hard surface flooring please specify C9R. Add \$73.
- A steel base with Tungsten finish is available. Specify (TTU). Add \$90.
- Please refer to "Arms and Casters" section of the price book for arm and caster options.
- For fully assembled in box, specify SU. Add \$76.

| DESCRIPTION  | FEATURES  | MODEL#   | STANDARD TEXTILE GRADES   |          |           |                        |          |          |                        |      |          |      |      |      |               |     |     |     |     |      |      |      |      |      |      |      |      |                           |  |  |                        |  |  |                        |  |  |  |  |  |          |          |          |          |          |          |          |  |          |  |  |  |    |    |    |    |    |           |    |  |    |  |  |  |
|--|---|--|---|----------|-----------|------------------------|----------|----------|------------------------|------|----------|------|------|------|---------------|-----|-----|-----|-----|------|------|------|------|------|------|------|------|---------------------------|--|--|------------------------|--|--|------------------------|--|--|--|--|--|----------|----------|----------|----------|----------|----------|----------|--|----------|--|--|--|----|----|----|----|----|-----------|----|--|----|--|--|--|
|  |   |  | 1   | 2        | 3         | 4                      | 5        | 6        | 7                      | 8    | 9        | 10   | 11   | 12   |               |     |     |     |     |      |      |      |      |      |      |      |      |                           |  |  |                        |  |  |                        |  |  |  |  |  |          |          |          |          |          |          |          |  |          |  |  |  |    |    |    |    |    |           |    |  |    |  |  |  |
|  <p><b>Medium Posture Nylon Back</b> Armless<br/>COM Yardage: 1<br/>Freight Class: 250<br/>Product Weight (lbs.): 34<br/>Cubic Feet Per Carton: 9.75</p>                    |  <p><b>ADJUSTMENTS</b><br/>(1) Tilt tension<br/>(2) Pneumatic seat height<br/>(3) Back angle<br/>(9) Chair tilt lock<br/>(5A) Center tilt action</p>   | <p>Ergonomic Features:<br/>A, C, G, M, N</p>       | <table border="1"> <tr> <td><b>2736</b></td> <td>735</td> <td>775</td> <td>804</td> <td>843</td> <td>904</td> <td>924</td> <td>976</td> <td>1076</td> <td>1123</td> <td>1216</td> <td>1337</td> <td>1494</td> </tr> <tr> <td colspan="3"><b>OVERALL DIMENSIONS</b></td> <td colspan="3"><b>SEAT DIMENSIONS</b></td> <td colspan="6"><b>BACK DIMENSIONS</b></td> </tr> <tr> <td><b>W</b></td> <td><b>D</b></td> <td><b>H</b></td> <td><b>W</b></td> <td><b>D</b></td> <td><b>H</b></td> <td colspan="2"><b>W</b></td> <td colspan="4"><b>H</b></td> </tr> <tr> <td>20</td> <td>24</td> <td>36</td> <td>20</td> <td>19</td> <td>16.5-20.5</td> <td colspan="2">19</td> <td colspan="4">19</td> </tr> </table>     |          |           |                        |          |          |                        |      |          |      |      |      | <b>2736</b>   | 735 | 775 | 804 | 843 | 904  | 924  | 976  | 1076 | 1123 | 1216 | 1337 | 1494 | <b>OVERALL DIMENSIONS</b> |  |  | <b>SEAT DIMENSIONS</b> |  |  | <b>BACK DIMENSIONS</b> |  |  |  |  |  | <b>W</b> | <b>D</b> | <b>H</b> | <b>W</b> | <b>D</b> | <b>H</b> | <b>W</b> |  | <b>H</b> |  |  |  | 20 | 24 | 36 | 20 | 19 | 16.5-20.5 | 19 |  | 19 |  |  |  |
|  |   |  | <b>2736</b>   | 735      | 775       | 804                    | 843      | 904      | 924                    | 976  | 1076     | 1123 | 1216 | 1337 | 1494          |     |     |     |     |      |      |      |      |      |      |      |      |                           |  |  |                        |  |  |                        |  |  |  |  |  |          |          |          |          |          |          |          |  |          |  |  |  |    |    |    |    |    |           |    |  |    |  |  |  |
|  |   |  | <b>OVERALL DIMENSIONS</b>   |          |           | <b>SEAT DIMENSIONS</b> |          |          | <b>BACK DIMENSIONS</b> |      |          |      |      |      |               |     |     |     |     |      |      |      |      |      |      |      |      |                           |  |  |                        |  |  |                        |  |  |  |  |  |          |          |          |          |          |          |          |  |          |  |  |  |    |    |    |    |    |           |    |  |    |  |  |  |
|  |   |  | <b>W</b>  | <b>D</b> | <b>H</b>  | <b>W</b>               | <b>D</b> | <b>H</b> | <b>W</b>               |      | <b>H</b> |      |      |      |               |     |     |     |     |      |      |      |      |      |      |      |      |                           |  |  |                        |  |  |                        |  |  |  |  |  |          |          |          |          |          |          |          |  |          |  |  |  |    |    |    |    |    |           |    |  |    |  |  |  |
| 20   | 24  | 36   | 20  | 19       | 16.5-20.5 | 19                     |          | 19       |                        |      |          |      |      |      |               |     |     |     |     |      |      |      |      |      |      |      |      |                           |  |  |                        |  |  |                        |  |  |  |  |  |          |          |          |          |          |          |          |  |          |  |  |  |    |    |    |    |    |           |    |  |    |  |  |  |
|  <p><b>Medium Posture Mesh Back</b> Armless<br/>COM Yardage: 1<br/>Freight Class: 250<br/>Product Weight (lbs.): 34<br/>Cubic Feet Per Carton: 9.75</p>                    |  <p><b>ADJUSTMENTS</b><br/>(1) Tilt tension<br/>(2) Pneumatic seat height<br/>(3) Back angle<br/>(9) Chair tilt lock<br/>(5A) Center tilt action</p>  | <p>Ergonomic Features:<br/>A, C, G, M, N</p>       | <table border="1"> <tr> <td><b>2736MB</b></td> <td>815</td> <td>858</td> <td>884</td> <td>925</td> <td>986</td> <td>1008</td> <td>1057</td> <td>1157</td> <td>1203</td> <td>1296</td> <td>1418</td> <td>1575</td> </tr> <tr> <td colspan="3"><b>OVERALL DIMENSIONS</b></td> <td colspan="3"><b>SEAT DIMENSIONS</b></td> <td colspan="6"><b>BACK DIMENSIONS</b></td> </tr> <tr> <td><b>W</b></td> <td><b>D</b></td> <td><b>H</b></td> <td><b>W</b></td> <td><b>D</b></td> <td><b>H</b></td> <td colspan="2"><b>W</b></td> <td colspan="4"><b>H</b></td> </tr> <tr> <td>20</td> <td>24</td> <td>36</td> <td>20</td> <td>19</td> <td>16.5-20.5</td> <td colspan="2">19</td> <td colspan="4">19</td> </tr> </table> |          |           |                        |          |          |                        |      |          |      |      |      | <b>2736MB</b> | 815 | 858 | 884 | 925 | 986  | 1008 | 1057 | 1157 | 1203 | 1296 | 1418 | 1575 | <b>OVERALL DIMENSIONS</b> |  |  | <b>SEAT DIMENSIONS</b> |  |  | <b>BACK DIMENSIONS</b> |  |  |  |  |  | <b>W</b> | <b>D</b> | <b>H</b> | <b>W</b> | <b>D</b> | <b>H</b> | <b>W</b> |  | <b>H</b> |  |  |  | 20 | 24 | 36 | 20 | 19 | 16.5-20.5 | 19 |  | 19 |  |  |  |
|  |   |  | <b>2736MB</b>   | 815      | 858       | 884                    | 925      | 986      | 1008                   | 1057 | 1157     | 1203 | 1296 | 1418 | 1575          |     |     |     |     |      |      |      |      |      |      |      |      |                           |  |  |                        |  |  |                        |  |  |  |  |  |          |          |          |          |          |          |          |  |          |  |  |  |    |    |    |    |    |           |    |  |    |  |  |  |
|  |   |  | <b>OVERALL DIMENSIONS</b>   |          |           | <b>SEAT DIMENSIONS</b> |          |          | <b>BACK DIMENSIONS</b> |      |          |      |      |      |               |     |     |     |     |      |      |      |      |      |      |      |      |                           |  |  |                        |  |  |                        |  |  |  |  |  |          |          |          |          |          |          |          |  |          |  |  |  |    |    |    |    |    |           |    |  |    |  |  |  |
|  |   |  | <b>W</b>  | <b>D</b> | <b>H</b>  | <b>W</b>               | <b>D</b> | <b>H</b> | <b>W</b>               |      | <b>H</b> |      |      |      |               |     |     |     |     |      |      |      |      |      |      |      |      |                           |  |  |                        |  |  |                        |  |  |  |  |  |          |          |          |          |          |          |          |  |          |  |  |  |    |    |    |    |    |           |    |  |    |  |  |  |
| 20   | 24  | 36   | 20  | 19       | 16.5-20.5 | 19                     |          | 19       |                        |      |          |      |      |      |               |     |     |     |     |      |      |      |      |      |      |      |      |                           |  |  |                        |  |  |                        |  |  |  |  |  |          |          |          |          |          |          |          |  |          |  |  |  |    |    |    |    |    |           |    |  |    |  |  |  |
|  <p><b>Medium Posture Back - Fully Upholstered</b> Armless<br/>COM Yardage: 1.25<br/>Freight Class: 250<br/>Product Weight (lbs.): 34<br/>Cubic Feet Per Carton: 9.75</p> |  <p><b>ADJUSTMENTS</b><br/>(1) Tilt tension<br/>(2) Pneumatic seat height<br/>(3) Back angle<br/>(9) Chair tilt lock<br/>(5A) Center tilt action</p> | <p>Ergonomic Features:<br/>A, C, G, M, N</p>       | <table border="1"> <tr> <td><b>2737</b></td> <td>815</td> <td>862</td> <td>898</td> <td>948</td> <td>1023</td> <td>1050</td> <td>1112</td> <td>1237</td> <td>1297</td> <td>1409</td> <td>1567</td> <td>1759</td> </tr> <tr> <td colspan="3"><b>OVERALL DIMENSIONS</b></td> <td colspan="3"><b>SEAT DIMENSIONS</b></td> <td colspan="6"><b>BACK DIMENSIONS</b></td> </tr> <tr> <td><b>W</b></td> <td><b>D</b></td> <td><b>H</b></td> <td><b>W</b></td> <td><b>D</b></td> <td><b>H</b></td> <td colspan="2"><b>W</b></td> <td colspan="4"><b>H</b></td> </tr> <tr> <td>20</td> <td>24</td> <td>36</td> <td>20</td> <td>19</td> <td>16.5-20.5</td> <td colspan="2">19</td> <td colspan="4">19</td> </tr> </table>  |          |           |                        |          |          |                        |      |          |      |      |      | <b>2737</b>   | 815 | 862 | 898 | 948 | 1023 | 1050 | 1112 | 1237 | 1297 | 1409 | 1567 | 1759 | <b>OVERALL DIMENSIONS</b> |  |  | <b>SEAT DIMENSIONS</b> |  |  | <b>BACK DIMENSIONS</b> |  |  |  |  |  | <b>W</b> | <b>D</b> | <b>H</b> | <b>W</b> | <b>D</b> | <b>H</b> | <b>W</b> |  | <b>H</b> |  |  |  | 20 | 24 | 36 | 20 | 19 | 16.5-20.5 | 19 |  | 19 |  |  |  |
|  |   |  | <b>2737</b>   | 815      | 862       | 898                    | 948      | 1023     | 1050                   | 1112 | 1237     | 1297 | 1409 | 1567 | 1759          |     |     |     |     |      |      |      |      |      |      |      |      |                           |  |  |                        |  |  |                        |  |  |  |  |  |          |          |          |          |          |          |          |  |          |  |  |  |    |    |    |    |    |           |    |  |    |  |  |  |
|  |   |  | <b>OVERALL DIMENSIONS</b>   |          |           | <b>SEAT DIMENSIONS</b> |          |          | <b>BACK DIMENSIONS</b> |      |          |      |      |      |               |     |     |     |     |      |      |      |      |      |      |      |      |                           |  |  |                        |  |  |                        |  |  |  |  |  |          |          |          |          |          |          |          |  |          |  |  |  |    |    |    |    |    |           |    |  |    |  |  |  |
|  |   |  | <b>W</b>  | <b>D</b> | <b>H</b>  | <b>W</b>               | <b>D</b> | <b>H</b> | <b>W</b>               |      | <b>H</b> |      |      |      |               |     |     |     |     |      |      |      |      |      |      |      |      |                           |  |  |                        |  |  |                        |  |  |  |  |  |          |          |          |          |          |          |          |  |          |  |  |  |    |    |    |    |    |           |    |  |    |  |  |  |
| 20   | 24  | 36   | 20  | 19       | 16.5-20.5 | 19                     |          | 19       |                        |      |          |      |      |      |               |     |     |     |     |      |      |      |      |      |      |      |      |                           |  |  |                        |  |  |                        |  |  |  |  |  |          |          |          |          |          |          |          |  |          |  |  |  |    |    |    |    |    |           |    |  |    |  |  |  |
|  <p><b>Medium Posture Nylon Back</b> w/Arms<br/>COM Yardage: 1<br/>Freight Class: 150<br/>Product Weight (lbs.): 45<br/>Cubic Feet Per Carton: 9.75</p>                   |  <p><b>ADJUSTMENTS</b><br/>(1) Tilt tension<br/>(2) Pneumatic seat height<br/>(3) Back angle<br/>(9) Chair tilt lock<br/>(5A) Center tilt action</p> | <p>Ergonomic Features:<br/>A, C, G, H, M, N, Q</p> | <table border="1"> <tr> <td><b>2738</b></td> <td>815</td> <td>855</td> <td>882</td> <td>923</td> <td>983</td> <td>1002</td> <td>1056</td> <td>1156</td> <td>1202</td> <td>1294</td> <td>1417</td> <td>1574</td> </tr> <tr> <td colspan="3"><b>OVERALL DIMENSIONS</b></td> <td colspan="3"><b>SEAT DIMENSIONS</b></td> <td colspan="6"><b>BACK DIMENSIONS</b></td> </tr> <tr> <td><b>W</b></td> <td><b>D</b></td> <td><b>H</b></td> <td><b>W</b></td> <td><b>D</b></td> <td><b>H</b></td> <td colspan="2"><b>W</b></td> <td colspan="4"><b>H</b></td> </tr> <tr> <td>25</td> <td>24</td> <td>36</td> <td>20</td> <td>19</td> <td>16.5-20.5</td> <td colspan="2">19</td> <td colspan="4">19</td> </tr> </table>   |          |           |                        |          |          |                        |      |          |      |      |      | <b>2738</b>   | 815 | 855 | 882 | 923 | 983  | 1002 | 1056 | 1156 | 1202 | 1294 | 1417 | 1574 | <b>OVERALL DIMENSIONS</b> |  |  | <b>SEAT DIMENSIONS</b> |  |  | <b>BACK DIMENSIONS</b> |  |  |  |  |  | <b>W</b> | <b>D</b> | <b>H</b> | <b>W</b> | <b>D</b> | <b>H</b> | <b>W</b> |  | <b>H</b> |  |  |  | 25 | 24 | 36 | 20 | 19 | 16.5-20.5 | 19 |  | 19 |  |  |  |
|  |   |  | <b>2738</b>   | 815      | 855       | 882                    | 923      | 983      | 1002                   | 1056 | 1156     | 1202 | 1294 | 1417 | 1574          |     |     |     |     |      |      |      |      |      |      |      |      |                           |  |  |                        |  |  |                        |  |  |  |  |  |          |          |          |          |          |          |          |  |          |  |  |  |    |    |    |    |    |           |    |  |    |  |  |  |
|  |   |  | <b>OVERALL DIMENSIONS</b>   |          |           | <b>SEAT DIMENSIONS</b> |          |          | <b>BACK DIMENSIONS</b> |      |          |      |      |      |               |     |     |     |     |      |      |      |      |      |      |      |      |                           |  |  |                        |  |  |                        |  |  |  |  |  |          |          |          |          |          |          |          |  |          |  |  |  |    |    |    |    |    |           |    |  |    |  |  |  |
|  |   |  | <b>W</b>  | <b>D</b> | <b>H</b>  | <b>W</b>               | <b>D</b> | <b>H</b> | <b>W</b>               |      | <b>H</b> |      |      |      |               |     |     |     |     |      |      |      |      |      |      |      |      |                           |  |  |                        |  |  |                        |  |  |  |  |  |          |          |          |          |          |          |          |  |          |  |  |  |    |    |    |    |    |           |    |  |    |  |  |  |
| 25   | 24  | 36   | 20  | 19       | 16.5-20.5 | 19                     |          | 19       |                        |      |          |      |      |      |               |     |     |     |     |      |      |      |      |      |      |      |      |                           |  |  |                        |  |  |                        |  |  |  |  |  |          |          |          |          |          |          |          |  |          |  |  |  |    |    |    |    |    |           |    |  |    |  |  |  |



| DESCRIPTION   | FEATURES  | MODEL#        | STANDARD TEXTILE GRADES   |          |          |                        |          |           |                        |          |      |      |      |      |
|---|---|---------------|---------------------------|----------|----------|------------------------|----------|-----------|------------------------|----------|------|------|------|------|
|   |   |               | 1                         | 2        | 3        | 4                      | 5        | 6         | 7                      | 8        | 9    | 10   | 11   | 12   |
|  <p><b>Medium Posture Mesh Back w/Arms</b><br/>COM Yardage: 1<br/>Freight Class: 150<br/>Product Weight (lbs.): 45<br/>Cubic Feet Per Carton: 9.75</p> |  <p><b>ADJUSTMENTS</b><br/>(1) Tilt tension<br/>(2) Pneumatic seat height<br/>(3) Back angle<br/>(9) Chair tilt lock<br/>(5A) Center tilt action</p>   | <b>2738MB</b> | 899                       | 942      | 968      | 1009                   | 1068     | 1092      | 1140                   | 1240     | 1288 | 1380 | 1502 | 1658 |
|   |   |               | <b>OVERALL DIMENSIONS</b> |          |          | <b>SEAT DIMENSIONS</b> |          |           | <b>BACK DIMENSIONS</b> |          |      |      |      |      |
|   |   |               | <b>W</b>                  | <b>D</b> | <b>H</b> | <b>W</b>               | <b>D</b> | <b>H</b>  | <b>W</b>               | <b>H</b> |      |      |      |      |
|   |   |               | 25                        | 24       | 36       | 20                     | 19       | 16.5-20.5 | 19                     | 19       |      |      |      |      |
| <p>ERGONOMIC FEATURES:<br/>A, C, G, H, M, N, Q</p> <p><b>RTA 1</b> </p>  |  <p><b>ADJUSTMENTS</b><br/>(1) Tilt tension<br/>(2) Pneumatic seat height<br/>(3) Back angle<br/>(9) Chair tilt lock<br/>(5A) Center tilt action</p>   | <b>2739</b>   | 899                       | 946      | 982      | 1032                   | 1107     | 1134      | 1196                   | 1321     | 1381 | 1493 | 1651 | 1843 |
|   |   |               | <b>OVERALL DIMENSIONS</b> |          |          | <b>SEAT DIMENSIONS</b> |          |           | <b>BACK DIMENSIONS</b> |          |      |      |      |      |
|   |   |               | <b>W</b>                  | <b>D</b> | <b>H</b> | <b>W</b>               | <b>D</b> | <b>H</b>  | <b>W</b>               | <b>H</b> |      |      |      |      |
|   |   |               | 25                        | 24       | 36       | 20                     | 19       | 16.5-20.5 | 19                     | 19       |      |      |      |      |
| <p>ERGONOMIC FEATURES:<br/>A, C, G, H, M, N, Q</p> <p><b>RTA 1</b> </p>  |  <p><b>ADJUSTMENTS</b><br/>(1) Tilt tension<br/>(2) Pneumatic seat height<br/>(3) Back angle<br/>(9) Chair tilt lock<br/>(5A) Center tilt action</p>  | <b>2748</b>   | 1028                      | 1068     | 1098     | 1142                   | 1203     | 1226      | 1282                   | 1383     | 1433 | 1531 | 1660 | 1821 |
|   |   |               | <b>OVERALL DIMENSIONS</b> |          |          | <b>SEAT DIMENSIONS</b> |          |           | <b>BACK DIMENSIONS</b> |          |      |      |      |      |
|   |   |               | <b>W</b>                  | <b>D</b> | <b>H</b> | <b>W</b>               | <b>D</b> | <b>H</b>  | <b>W</b>               | <b>H</b> |      |      |      |      |
|   |   |               | 25                        | 24       | 46       | 20                     | 19       | 23-33     | 19                     | 19       |      |      |      |      |
| <p>ERGONOMIC FEATURES:<br/>A, C, G, H, M, N, Q</p> <p><b>RTA 1</b> </p>  |  <p><b>ADJUSTMENTS</b><br/>(1) Tilt tension<br/>(2) Pneumatic seat height<br/>(3) Back angle<br/>(9) Chair tilt lock<br/>(5A) Center tilt action</p> | <b>2748MB</b> | 1114                      | 1154     | 1184     | 1228                   | 1289     | 1311      | 1367                   | 1468     | 1518 | 1616 | 1746 | 1907 |
|   |   |               | <b>OVERALL DIMENSIONS</b> |          |          | <b>SEAT DIMENSIONS</b> |          |           | <b>BACK DIMENSIONS</b> |          |      |      |      |      |
|   |   |               | <b>W</b>                  | <b>D</b> | <b>H</b> | <b>W</b>               | <b>D</b> | <b>H</b>  | <b>W</b>               | <b>H</b> |      |      |      |      |
|   |   |               | 25                        | 24       | 46       | 20                     | 19       | 23-33     | 19                     | 19       |      |      |      |      |
| <p>ERGONOMIC FEATURES:<br/>A, C, G, H, M, N, Q</p> <p><b>RTA 1</b> </p>  |  <p><b>ADJUSTMENTS</b><br/>(1) Tilt tension<br/>(2) Pneumatic seat height<br/>(3) Back angle<br/>(9) Chair tilt lock<br/>(5A) Center tilt action</p> | <b>2749</b>   | 1110                      | 1158     | 1197     | 1252                   | 1328     | 1356      | 1425                   | 1553     | 1615 | 1736 | 1897 | 2101 |
|   |   |               | <b>OVERALL DIMENSIONS</b> |          |          | <b>SEAT DIMENSIONS</b> |          |           | <b>BACK DIMENSIONS</b> |          |      |      |      |      |
|   |   |               | <b>W</b>                  | <b>D</b> | <b>H</b> | <b>W</b>               | <b>D</b> | <b>H</b>  | <b>W</b>               | <b>H</b> |      |      |      |      |
|   |   |               | 25                        | 24       | 46       | 20                     | 19       | 23-33     | 19                     | 19       |      |      |      |      |
| <p>ERGONOMIC FEATURES:<br/>A, C, G, H, M, N, Q</p> <p><b>RTA 1</b> </p>  |  <p><b>ADJUSTMENTS</b><br/>(1) Tilt tension<br/>(2) Pneumatic seat height<br/>(3) Back angle<br/>(9) Chair tilt lock<br/>(5A) Center tilt action</p> | <b>2749</b>   | 1110                      | 1158     | 1197     | 1252                   | 1328     | 1356      | 1425                   | 1553     | 1615 | 1736 | 1897 | 2101 |
|   |   |               | <b>OVERALL DIMENSIONS</b> |          |          | <b>SEAT DIMENSIONS</b> |          |           | <b>BACK DIMENSIONS</b> |          |      |      |      |      |
|   |   |               | <b>W</b>                  | <b>D</b> | <b>H</b> | <b>W</b>               | <b>D</b> | <b>H</b>  | <b>W</b>               | <b>H</b> |      |      |      |      |
|   |   |               | 25                        | 24       | 46       | 20                     | 19       | 23-33     | 19                     | 19       |      |      |      |      |

LOOVER



model 2660-8



model 2660-3



**Memory Foam**  
Available, use code "MF" and Add \$117.



model 2661-8



model 2662-3







STANDARD FEATURES


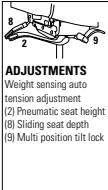


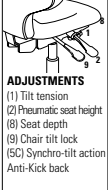


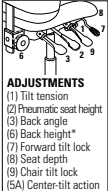


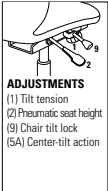


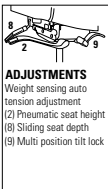

- Global's first chair to feature a weight sensing synchro-tilter mechanism that requires no tilt tension adjustment.
- A live lumber support is incorporated into the back design which is height adjustable via a concealed ratchet system, offering a 2.25" height adjustment.
- Standard with Global's high quality Soft Descent™ pneumatic lift which slowly and gently lowers the seat height of the chair making it easy to obtain the exact seat height you desire.
- Side activated sliding seat depth adjustment, **(MD)** is standard on for Mutil-Tilters, Synchro-Tilters, and Weight Sensing Synchro-Tilter. Provides 2"-3" of seat depth adjustment.
- Height and width **(WA)** adjustable **G5** lockable arms. Armcaps are soft to the touch Self Skinned Urethane, depth adjustable (slide forward and backward) movements can be locked to avoid unintentional movement). Armcaps also articulate inwards and outwards 30° to aim toward the keyboard or mouse arena.
- Vari-Width **(WA)** Width Adjustable Arm Extensions are standard, allowing the arms to move away from the seat by 2" on each side to allow space if desired for broader hip widths.
- Five prong, injection molded, fiberglass reinforced, Nylon medium rise base **B7B** with **C1** dual wheel carpet casters.


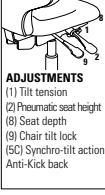

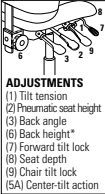

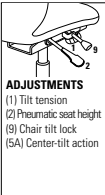

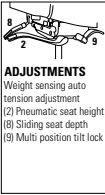

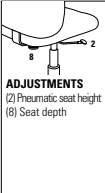
- Check textile availability prior to specifying upholstery material.
- Mesh backs are available in 24 brilliant Vue colors: Sandy Beach (VU10), Desert Sand (VU11), Orange Sunset (VU12), Chocolate Fountain (VU13), Arctic Blue (VU14), Quarry Grey (VU15), Tidal Wave (VU16), Ivy Moss (VU17), Red Rose (VU18), Coal Black (VU19), White (VU20), Lime (VU21), Chartreuse (VU23), Pool Blue (VU26), Sky (VU28), Primary Blue (VU32), Tangerine (VU34), Paprika (VU37), Grain (VU40), Yellow (VU43), Silver Grey (VU55), Silver (VU63), Hot Pink (VU65) and Red Mittens (VU70). Please specify


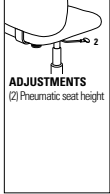


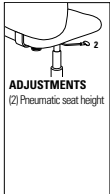


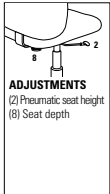

OPTIONAL FEATURES

- Petite models are available at no upcharge. Please specify P. Seat is overall 1 inch smaller in depth and 1.5 inch smaller in width. Model numbers are listed below.
- Seat available in memory foam **(MF)**. Add \$117.
- Optional Polished Aluminum base **(B7A)** Please specify **(ALU)** base. Add \$167.
- For hard surface flooring casters, please specify **C9R**. Add \$72.
- Please refer to "Arms Selection" section of the price book for arm options. Please refer to "Cylinder Selection" section of the price book for additional cylinder options.
- For fully assembled in box, specify **SU**. Add \$76.

| DESCRIPTION   | FEATURES  | MODEL#  | STANDARD TEXTILE GRADES  |          |          |                        |          |             |                        |          |   |    |    |    |
|---|---|---|--|----------|----------|------------------------|----------|-------------|------------------------|----------|---|----|----|----|
|   |   |   | 1  | 2        | 3        | 4                      | 5        | 6           | 7                      | 8        | 9 | 10 | 11 | 12 |
|  <p><b>ADJUSTMENTS</b><br/>(1) Tilt tension<br/>(2) Pneumatic seat height<br/>(8) Seat depth<br/>(9) Chair tilt lock<br/>(5C) Synchro-tilt action<br/>Anti-Kick back</p>  | <p>Ergonomic Features:<br/>A, B, C, D, E, G, H, L, M, N, Q, R, U</p>    | <p><b>2660-0</b> \$1213 \$1253 \$1282 \$1323 \$1382 \$1400 \$1455 \$1554 \$1601 \$1694 \$1816 \$1972<br/>2660P-0 Small Seat</p> | <b>OVERALL DIMENSIONS</b>  |          |          | <b>SEAT DIMENSIONS</b> |          |             | <b>BACK DIMENSIONS</b> |          |   |    |    |    |
|   |   |   | <b>W</b>   | <b>D</b> | <b>H</b> | <b>W</b>               | <b>D</b> | <b>H</b>    | <b>W</b>               | <b>H</b> |   |    |    |    |
|   |   |   | 25.5   | 25       | 45.5     | 20                     | 19-21.5  | 16.25-20.25 | 19.5                   | 26.5-29  |   |    |    |    |
|   |   |   | <p>RTA 2 </p> |          |          |                        |          |             |                        |          |   |    |    |    |
|  <p><b>ADJUSTMENTS</b><br/>(1) Tilt tension<br/>(2) Pneumatic seat height<br/>(3) Back angle<br/>(6) Back height*<br/>(7) Forward tilt lock<br/>(8) Seat depth<br/>(9) Chair tilt lock<br/>(5A) Center-tilt action</p> | <p>Ergonomic Features:<br/>A, B, C, D, E, F, G, H, M, N, Q, R, S, U</p> | <p><b>2660-3</b> \$1213 \$1253 \$1282 \$1323 \$1382 \$1400 \$1455 \$1554 \$1601 \$1694 \$1816 \$1972<br/>2660P-3 Small Seat</p> | <b>OVERALL DIMENSIONS</b>  |          |          | <b>SEAT DIMENSIONS</b> |          |             | <b>BACK DIMENSIONS</b> |          |   |    |    |    |
|   |   |   | <b>W</b>   | <b>D</b> | <b>H</b> | <b>W</b>               | <b>D</b> | <b>H</b>    | <b>W</b>               | <b>H</b> |   |    |    |    |
|   |   |   | 25.5   | 25       | 45.5     | 20                     | 19-21.5  | 16-20       | 19.5                   | 26.5-29  |   |    |    |    |
|   |   |   | <p>RTA 2 </p> |          |          |                        |          |             |                        |          |   |    |    |    |
|  <p><b>ADJUSTMENTS</b><br/>(1) Tilt tension<br/>(2) Pneumatic seat height<br/>(9) Chair tilt lock<br/>(5A) Center-tilt action</p>  | <p>Ergonomic Features:<br/>A, B, C, D, H, M, N, Q, R, S, U</p>          | <p><b>2660-4</b> \$1060 \$1098 \$1127 \$1168 \$1228 \$1246 \$1301 \$1397 \$1447 \$1539 \$1662 \$1816<br/>2660P-4 Small Seat</p> | <b>OVERALL DIMENSIONS</b>  |          |          | <b>SEAT DIMENSIONS</b> |          |             | <b>BACK DIMENSIONS</b> |          |   |    |    |    |
|   |   |   | <b>W</b>   | <b>D</b> | <b>H</b> | <b>W</b>               | <b>D</b> | <b>H</b>    | <b>W</b>               | <b>H</b> |   |    |    |    |
|   |   |   | 25.5   | 25       | 45.5     | 20                     | 19-20    | 16-20       | 19.5                   | 26.5-29  |   |    |    |    |
|   |   |   | <p>RTA 2 </p> |          |          |                        |          |             |                        |          |   |    |    |    |

| DESCRIPTION   | FEATURES   | MODEL#  | STANDARD TEXTILE GRADES  |           |   |                        |          |        |                        |        |        |        |        |        |        |        |        |        |        |        |        |        |        |        |        |        |        |                    |  |  |  |  |  |  |  |  |  |  |  |  |
|---|--|---|--|-----------|---|------------------------|----------|--------|------------------------|--------|--------|--------|--------|--------|--------|--------|--------|--------|--------|--------|--------|--------|--------|--------|--------|--------|--------|--------------------|--|--|--|--|--|--|--|--|--|--|--|--|
|   |  |   | 1  | 2         | 3   | 4                      | 5        | 6      | 7                      | 8      | 9      | 10     | 11     | 12     |        |        |        |        |        |        |        |        |        |        |        |        |        |                    |  |  |  |  |  |  |  |  |  |  |  |  |
|  <p><b>Extended HB Weight Sensing Synchro - Tilter</b><br/>COM Yardage: 1<br/>Freight Class: 125<br/>Product Weight (lbs.): 66<br/>Cubic Feet Per Carton: 11</p>   |  <p><b>ADJUSTMENTS</b><br/>Weight sensing auto tension adjustment<br/>(2) Pneumatic seat height<br/>(8) Sliding seat depth<br/>(9) Multi position tilt lock</p>   | <p>Ergonomic Features:<br/>A, B, C, D, E, H, L, M, N, Q, R, U</p>       | <table border="1"> <tr> <td>2660-8</td> <td>\$1213</td> <td>\$1253</td> <td>\$1282</td> <td>\$1323</td> <td>\$1382</td> <td>\$1400</td> <td>\$1455</td> <td>\$1554</td> <td>\$1601</td> <td>\$1694</td> <td>\$1816</td> <td>\$1972</td> </tr> <tr> <td colspan="13">2660P-8 Small Seat</td> </tr> </table> |           |   |                        |          |        |                        |        |        |        |        |        | 2660-8 | \$1213 | \$1253 | \$1282 | \$1323 | \$1382 | \$1400 | \$1455 | \$1554 | \$1601 | \$1694 | \$1816 | \$1972 | 2660P-8 Small Seat |  |  |  |  |  |  |  |  |  |  |  |  |
|   |  |   | 2660-8   | \$1213    | \$1253  | \$1282                 | \$1323   | \$1382 | \$1400                 | \$1455 | \$1554 | \$1601 | \$1694 | \$1816 | \$1972 |        |        |        |        |        |        |        |        |        |        |        |        |                    |  |  |  |  |  |  |  |  |  |  |  |  |
|   |  |   | 2660P-8 Small Seat   |           |   |                        |          |        |                        |        |        |        |        |        |        |        |        |        |        |        |        |        |        |        |        |        |        |                    |  |  |  |  |  |  |  |  |  |  |  |  |
|   |  |   | <b>OVERALL DIMENSIONS</b>  |           |   | <b>SEAT DIMENSIONS</b> |          |        | <b>BACK DIMENSIONS</b> |        |        |        |        |        |        |        |        |        |        |        |        |        |        |        |        |        |        |                    |  |  |  |  |  |  |  |  |  |  |  |  |
| <b>W</b>  | <b>D</b>   | <b>H</b>  | <b>W</b>   | <b>D</b>  | <b>H</b>  | <b>W</b>               | <b>H</b> |        |                        |        |        |        |        |        |        |        |        |        |        |        |        |        |        |        |        |        |        |                    |  |  |  |  |  |  |  |  |  |  |  |  |
| 25.5  | 25   | 45.5  | 20   | 19-21.5   | 16-20   | 19.5                   | 25-27.5  |        |                        |        |        |        |        |        |        |        |        |        |        |        |        |        |        |        |        |        |        |                    |  |  |  |  |  |  |  |  |  |  |  |  |
|   |  |   | <b>RTA 2</b>   |           |    |                        |          |        |                        |        |        |        |        |        |        |        |        |        |        |        |        |        |        |        |        |        |        |                    |  |  |  |  |  |  |  |  |  |  |  |  |
|  <p><b>HB Synchro - Tilter w/Back Angle Adjustment</b><br/>COM Yardage: 1<br/>Freight Class: 125<br/>Product Weight (lbs.): 66<br/>Cubic Feet Per Carton: 10.5</p> |  <p><b>ADJUSTMENTS</b><br/>(1) Tilt tension<br/>(2) Pneumatic seat height<br/>(8) Seat depth<br/>(9) Chair tilt lock<br/>(5C) Synchro-tilt action<br/>Anti-Kick back</p>  | <p>Ergonomic Features:<br/>A, B, C, D, E, G, H, L, M, N, Q, R, U</p>    | <table border="1"> <tr> <td>2661-0</td> <td>\$1132</td> <td>\$1169</td> <td>\$1199</td> <td>\$1240</td> <td>\$1300</td> <td>\$1318</td> <td>\$1373</td> <td>\$1469</td> <td>\$1519</td> <td>\$1611</td> <td>\$1734</td> <td>\$1888</td> </tr> <tr> <td colspan="13">2661P-0 Small Seat</td> </tr> </table> |           |   |                        |          |        |                        |        |        |        |        |        | 2661-0 | \$1132 | \$1169 | \$1199 | \$1240 | \$1300 | \$1318 | \$1373 | \$1469 | \$1519 | \$1611 | \$1734 | \$1888 | 2661P-0 Small Seat |  |  |  |  |  |  |  |  |  |  |  |  |
|   |  |   | 2661-0   | \$1132    | \$1169  | \$1199                 | \$1240   | \$1300 | \$1318                 | \$1373 | \$1469 | \$1519 | \$1611 | \$1734 | \$1888 |        |        |        |        |        |        |        |        |        |        |        |        |                    |  |  |  |  |  |  |  |  |  |  |  |  |
|   |  |   | 2661P-0 Small Seat   |           |   |                        |          |        |                        |        |        |        |        |        |        |        |        |        |        |        |        |        |        |        |        |        |        |                    |  |  |  |  |  |  |  |  |  |  |  |  |
|   |  |   | <b>OVERALL DIMENSIONS</b>  |           |   | <b>SEAT DIMENSIONS</b> |          |        | <b>BACK DIMENSIONS</b> |        |        |        |        |        |        |        |        |        |        |        |        |        |        |        |        |        |        |                    |  |  |  |  |  |  |  |  |  |  |  |  |
| <b>W</b>  | <b>D</b>   | <b>H</b>  | <b>W</b>   | <b>D</b>  | <b>H</b>  | <b>W</b>               | <b>H</b> |        |                        |        |        |        |        |        |        |        |        |        |        |        |        |        |        |        |        |        |        |                    |  |  |  |  |  |  |  |  |  |  |  |  |
| 25.5  | 24   | 42.5  | 20   | 19-21.5   | 16-20   | 19.5                   | 25-27.5  |        |                        |        |        |        |        |        |        |        |        |        |        |        |        |        |        |        |        |        |        |                    |  |  |  |  |  |  |  |  |  |  |  |  |
|   |  |   | <b>RTA 2</b>   |           |    |                        |          |        |                        |        |        |        |        |        |        |        |        |        |        |        |        |        |        |        |        |        |        |                    |  |  |  |  |  |  |  |  |  |  |  |  |
|  <p><b>HB Multi - Tilter</b><br/>COM Yardage: 1<br/>Freight Class: 125<br/>Product Weight (lbs.): 68<br/>Cubic Feet Per Carton: 10.5</p>                          |  <p><b>ADJUSTMENTS</b><br/>(1) Tilt tension<br/>(2) Pneumatic seat height<br/>(3) Back angle<br/>(6) Back height*<br/>(7) Forward tilt lock<br/>(8) Seat depth<br/>(9) Chair tilt lock<br/>(5A) Center-tilt action</p> | <p>Ergonomic Features:<br/>A, B, C, D, E, F, G, H, M, N, Q, R, S, U</p> | <table border="1"> <tr> <td>2661-3</td> <td>\$1132</td> <td>\$1169</td> <td>\$1199</td> <td>\$1240</td> <td>\$1300</td> <td>\$1318</td> <td>\$1373</td> <td>\$1469</td> <td>\$1519</td> <td>\$1611</td> <td>\$1734</td> <td>\$1888</td> </tr> <tr> <td colspan="13">2661P-3 Small Seat</td> </tr> </table> |           |   |                        |          |        |                        |        |        |        |        |        | 2661-3 | \$1132 | \$1169 | \$1199 | \$1240 | \$1300 | \$1318 | \$1373 | \$1469 | \$1519 | \$1611 | \$1734 | \$1888 | 2661P-3 Small Seat |  |  |  |  |  |  |  |  |  |  |  |  |
|   |  |   | 2661-3   | \$1132    | \$1169  | \$1199                 | \$1240   | \$1300 | \$1318                 | \$1373 | \$1469 | \$1519 | \$1611 | \$1734 | \$1888 |        |        |        |        |        |        |        |        |        |        |        |        |                    |  |  |  |  |  |  |  |  |  |  |  |  |
|   |  |   | 2661P-3 Small Seat   |           |   |                        |          |        |                        |        |        |        |        |        |        |        |        |        |        |        |        |        |        |        |        |        |        |                    |  |  |  |  |  |  |  |  |  |  |  |  |
|   |  |   | <b>OVERALL DIMENSIONS</b>  |           |   | <b>SEAT DIMENSIONS</b> |          |        | <b>BACK DIMENSIONS</b> |        |        |        |        |        |        |        |        |        |        |        |        |        |        |        |        |        |        |                    |  |  |  |  |  |  |  |  |  |  |  |  |
| <b>W</b>  | <b>D</b>   | <b>H</b>  | <b>W</b>   | <b>D</b>  | <b>H</b>  | <b>W</b>               | <b>H</b> |        |                        |        |        |        |        |        |        |        |        |        |        |        |        |        |        |        |        |        |        |                    |  |  |  |  |  |  |  |  |  |  |  |  |
| 25.5  | 25   | 42.5  | 20   | 19-21.5   | 16-20   | 19.5                   | 25-27.5  |        |                        |        |        |        |        |        |        |        |        |        |        |        |        |        |        |        |        |        |        |                    |  |  |  |  |  |  |  |  |  |  |  |  |
|   |  |   | <b>RTA 2</b>   |           |  |                        |          |        |                        |        |        |        |        |        |        |        |        |        |        |        |        |        |        |        |        |        |        |                    |  |  |  |  |  |  |  |  |  |  |  |  |
|  <p><b>HB Tilter</b><br/>COM Yardage: 1<br/>Freight Class: 150<br/>Product Weight (lbs.): 62<br/>Cubic Feet Per Carton: 10.5</p>                                 |  <p><b>ADJUSTMENTS</b><br/>(1) Tilt tension<br/>(2) Pneumatic seat height<br/>(9) Chair tilt lock<br/>(5A) Center-tilt action</p>   | <p>Ergonomic Features:<br/>A, B, C, D, H, M, N, Q, R, S, U</p>          | <table border="1"> <tr> <td>2661-4</td> <td>\$995</td> <td>\$1033</td> <td>\$1062</td> <td>\$1103</td> <td>\$1163</td> <td>\$1181</td> <td>\$1236</td> <td>\$1334</td> <td>\$1382</td> <td>\$1474</td> <td>\$1597</td> <td>\$1751</td> </tr> <tr> <td colspan="13">2661P-4 Small Seat</td> </tr> </table>  |           |   |                        |          |        |                        |        |        |        |        |        | 2661-4 | \$995  | \$1033 | \$1062 | \$1103 | \$1163 | \$1181 | \$1236 | \$1334 | \$1382 | \$1474 | \$1597 | \$1751 | 2661P-4 Small Seat |  |  |  |  |  |  |  |  |  |  |  |  |
|   |  |   | 2661-4   | \$995     | \$1033  | \$1062                 | \$1103   | \$1163 | \$1181                 | \$1236 | \$1334 | \$1382 | \$1474 | \$1597 | \$1751 |        |        |        |        |        |        |        |        |        |        |        |        |                    |  |  |  |  |  |  |  |  |  |  |  |  |
|   |  |   | 2661P-4 Small Seat   |           |   |                        |          |        |                        |        |        |        |        |        |        |        |        |        |        |        |        |        |        |        |        |        |        |                    |  |  |  |  |  |  |  |  |  |  |  |  |
|   |  |   | <b>OVERALL DIMENSIONS</b>  |           |   | <b>SEAT DIMENSIONS</b> |          |        | <b>BACK DIMENSIONS</b> |        |        |        |        |        |        |        |        |        |        |        |        |        |        |        |        |        |        |                    |  |  |  |  |  |  |  |  |  |  |  |  |
| <b>W</b>  | <b>D</b>   | <b>H</b>  | <b>W</b>   | <b>D</b>  | <b>H</b>  | <b>W</b>               | <b>H</b> |        |                        |        |        |        |        |        |        |        |        |        |        |        |        |        |        |        |        |        |        |                    |  |  |  |  |  |  |  |  |  |  |  |  |
| 25.5  | 25   | 42.5  | 20   | 19-20     | 16-20   | 19.5                   | 25-27.5  |        |                        |        |        |        |        |        |        |        |        |        |        |        |        |        |        |        |        |        |        |                    |  |  |  |  |  |  |  |  |  |  |  |  |
|   |  |   | <b>RTA 2</b>   |           |  |                        |          |        |                        |        |        |        |        |        |        |        |        |        |        |        |        |        |        |        |        |        |        |                    |  |  |  |  |  |  |  |  |  |  |  |  |
|  <p><b>HB Weight Sensing Synchro - Tilter</b><br/>COM Yardage: 1<br/>Freight Class: 125<br/>Product Weight (lbs.): 66<br/>Cubic Feet Per Carton: 10.5</p>        |  <p><b>ADJUSTMENTS</b><br/>Weight sensing auto tension adjustment<br/>(2) Pneumatic seat height<br/>(8) Sliding seat depth<br/>(9) Multi position tilt lock</p>   | <p>Ergonomic Features:<br/>A, B, C, D, E, H, L, M, N, Q, R, U</p>       | <table border="1"> <tr> <td>2661-8</td> <td>\$1132</td> <td>\$1170</td> <td>\$1199</td> <td>\$1240</td> <td>\$1300</td> <td>\$1318</td> <td>\$1373</td> <td>\$1469</td> <td>\$1519</td> <td>\$1611</td> <td>\$1734</td> <td>\$1888</td> </tr> <tr> <td colspan="13">2661P-8 Small Seat</td> </tr> </table> |           |   |                        |          |        |                        |        |        |        |        |        | 2661-8 | \$1132 | \$1170 | \$1199 | \$1240 | \$1300 | \$1318 | \$1373 | \$1469 | \$1519 | \$1611 | \$1734 | \$1888 | 2661P-8 Small Seat |  |  |  |  |  |  |  |  |  |  |  |  |
|   |  |   | 2661-8   | \$1132    | \$1170  | \$1199                 | \$1240   | \$1300 | \$1318                 | \$1373 | \$1469 | \$1519 | \$1611 | \$1734 | \$1888 |        |        |        |        |        |        |        |        |        |        |        |        |                    |  |  |  |  |  |  |  |  |  |  |  |  |
|   |  |   | 2661P-8 Small Seat   |           |   |                        |          |        |                        |        |        |        |        |        |        |        |        |        |        |        |        |        |        |        |        |        |        |                    |  |  |  |  |  |  |  |  |  |  |  |  |
|   |  |   | <b>OVERALL DIMENSIONS</b>  |           |   | <b>SEAT DIMENSIONS</b> |          |        | <b>BACK DIMENSIONS</b> |        |        |        |        |        |        |        |        |        |        |        |        |        |        |        |        |        |        |                    |  |  |  |  |  |  |  |  |  |  |  |  |
| <b>W</b>  | <b>D</b>   | <b>H</b>  | <b>W</b>   | <b>D</b>  | <b>H</b>  | <b>W</b>               | <b>H</b> |        |                        |        |        |        |        |        |        |        |        |        |        |        |        |        |        |        |        |        |        |                    |  |  |  |  |  |  |  |  |  |  |  |  |
| 25.5  | 24   | 42.5  | 20   | 17.5-19.5 | 16-20   | 19.5                   | 25-27.5  |        |                        |        |        |        |        |        |        |        |        |        |        |        |        |        |        |        |        |        |        |                    |  |  |  |  |  |  |  |  |  |  |  |  |
|   |  |   | <b>RTA 2</b>   |           |  |                        |          |        |                        |        |        |        |        |        |        |        |        |        |        |        |        |        |        |        |        |        |        |                    |  |  |  |  |  |  |  |  |  |  |  |  |

| DESCRIPTION   | FEATURES  | MODEL#  | STANDARD TEXTILE GRADES                                      |          |          |                        |           |             |                        |          |   |    |    |    |
|---|---|---|--|----------|----------|------------------------|-----------|-------------|------------------------|----------|---|----|----|----|
|   |   |   | 1  | 2        | 3        | 4                      | 5         | 6           | 7                      | 8        | 9 | 10 | 11 | 12 |
|  <p><b>MB Synchro - Tilter w/Back Angle Adjustment</b><br/>COM Yardage: 1<br/>Freight Class: 125<br/>Product Weight (lbs.): 64<br/>Cubic Feet Per Carton: 10.5</p> |  <p><b>ADJUSTMENTS</b><br/>(1) Tilt tension<br/>(2) Pneumatic seat height<br/>(8) Seat depth<br/>(9) Chair tilt lock<br/>(5C) Synchro-tilt action<br/>Anti-Kick back</p>   | <p><b>2662-0</b> \$1083 \$1121 \$1150 \$1191 \$1251 \$1270 \$1324 \$1422 \$1471 \$1562 \$1686 \$1839<br/>2662P-0 Small Seat</p> | <b>OVERALL DIMENSIONS</b>                                    |          |          | <b>SEAT DIMENSIONS</b> |           |             | <b>BACK DIMENSIONS</b> |          |   |    |    |    |
|   |   |   | <b>W</b>   | <b>D</b> | <b>H</b> | <b>W</b>               | <b>D</b>  | <b>H</b>    | <b>W</b>               | <b>H</b> |   |    |    |    |
|   |   |   | 25.5   | 24       | 39.5     | 20                     | 17.5-19.5 | 16.25-20.25 | 19.5                   | 22-24.5  |   |    |    |    |
|   |   |   | Ergonomic Features: A, B, C, D, E, G, H, L, M, N, Q, R, U    |          |          | RTA 2                  |           |             | ups                    |          |   |    |    |    |
|  <p><b>MB Multi Tilter</b><br/>COM Yardage: 1<br/>Freight Class: 125<br/>Product Weight (lbs.): 66<br/>Cubic Feet Per Carton: 10.5</p>                             |  <p><b>ADJUSTMENTS</b><br/>(1) Tilt tension<br/>(2) Pneumatic seat height<br/>(3) Back angle<br/>(6) Back height*<br/>(7) Forward tilt lock<br/>(8) Seat depth<br/>(9) Chair tilt lock<br/>(5A) Center-tilt action</p> | <p><b>2662-3</b> \$1083 \$1121 \$1150 \$1191 \$1251 \$1270 \$1324 \$1422 \$1471 \$1562 \$1686 \$1839<br/>2662P-3 Small Seat</p> | <b>OVERALL DIMENSIONS</b>                                    |          |          | <b>SEAT DIMENSIONS</b> |           |             | <b>BACK DIMENSIONS</b> |          |   |    |    |    |
|   |   |   | <b>W</b>   | <b>D</b> | <b>H</b> | <b>W</b>               | <b>D</b>  | <b>H</b>    | <b>W</b>               | <b>H</b> |   |    |    |    |
|   |   |   | 25.5   | 25       | 39.5     | 20                     | 19-21.5   | 16-20       | 19.5                   | 22-24.5  |   |    |    |    |
|   |   |   | Ergonomic Features: A, B, C, D, E, F, G, H, M, N, Q, R, S, U |          |          | RTA 2                  |           |             | ups                    |          |   |    |    |    |
|  <p><b>MB Tilter</b><br/>COM Yardage: 1<br/>Freight Class: 150<br/>Product Weight (lbs.): 60<br/>Cubic Feet Per Carton: 10.5</p>                                  |  <p><b>ADJUSTMENTS</b><br/>(1) Tilt tension<br/>(2) Pneumatic seat height<br/>(9) Chair tilt lock<br/>(5A) Center-tilt action</p>   | <p><b>2662-4</b> \$963 \$1001 \$1030 \$1071 \$1131 \$1149 \$1204 \$1302 \$1350 \$1442 \$1565 \$1719<br/>2662P-4 Small Seat</p>  | <b>OVERALL DIMENSIONS</b>                                    |          |          | <b>SEAT DIMENSIONS</b> |           |             | <b>BACK DIMENSIONS</b> |          |   |    |    |    |
|   |   |   | <b>W</b>   | <b>D</b> | <b>H</b> | <b>W</b>               | <b>D</b>  | <b>H</b>    | <b>W</b>               | <b>H</b> |   |    |    |    |
|   |   |   | 25.5   | 25       | 39.5     | 20                     | 19-20     | 16-20       | 19.5                   | 22-24.5  |   |    |    |    |
|   |   |   | Ergonomic Features: A, B, C, D, H, M, N, Q, R, S, U          |          |          | RTA 2                  |           |             | ups                    |          |   |    |    |    |
|  <p><b>MB Weight Sensing Synchro - Tilter</b><br/>COM Yardage: 1<br/>Freight Class: 125<br/>Product Weight (lbs.): 64<br/>Cubic Feet Per Carton: 10.5</p>        |  <p><b>ADJUSTMENTS</b><br/>Weight sensing auto tension adjustment<br/>(2) Pneumatic seat height<br/>(8) Sliding seat depth<br/>(9) Multi position tilt lock</p>  | <p><b>2662-8</b> \$1083 \$1121 \$1149 \$1189 \$1250 \$1270 \$1322 \$1420 \$1470 \$1559 \$1683 \$1838<br/>2662P-8 Small Seat</p> | <b>OVERALL DIMENSIONS</b>                                    |          |          | <b>SEAT DIMENSIONS</b> |           |             | <b>BACK DIMENSIONS</b> |          |   |    |    |    |
|   |   |   | <b>W</b>   | <b>D</b> | <b>H</b> | <b>W</b>               | <b>D</b>  | <b>H</b>    | <b>W</b>               | <b>H</b> |   |    |    |    |
|   |   |   | 25.5   | 24       | 39.5     | 20                     | 17.5-19.5 | 16-20       | 19.5                   | 22-24.5  |   |    |    |    |
|   |   |   | Ergonomic Features: A, B, C, D, E, H, L, M, N, Q, R, U       |          |          | RTA 2                  |           |             | ups                    |          |   |    |    |    |
|  <p><b>MB Task</b><br/>COM Yardage: 1<br/>Freight Class: 150<br/>Product Weight (lbs.): 45<br/>Cubic Feet Per Carton: 10.5</p>                                   |  <p><b>ADJUSTMENTS</b><br/>(2) Pneumatic seat height<br/>(8) Seat depth</p>  | <p><b>2662-6</b> \$1023 \$1061 \$1090 \$1131 \$1191 \$1209 \$1264 \$1360 \$1410 \$1502 \$1625 \$1779<br/>2662P-6 Small Seat</p> | <b>OVERALL DIMENSIONS</b>                                    |          |          | <b>SEAT DIMENSIONS</b> |           |             | <b>BACK DIMENSIONS</b> |          |   |    |    |    |
|   |   |   | <b>W</b>   | <b>D</b> | <b>H</b> | <b>W</b>               | <b>D</b>  | <b>H</b>    | <b>W</b>               | <b>H</b> |   |    |    |    |
|   |   |   | 25.5   | 25       | 39.5     | 20                     | 19-20     | 16.5-20.5   | 19.5                   | 21       |   |    |    |    |
|   |   |   | Ergonomic Features: C, E, H, M, N, Q, R, U                   |          |          | RTA 2                  |           |             | ups                    |          |   |    |    |    |

| DESCRIPTION  | FEATURES  | MODEL#  | STANDARD TEXTILE GRADES   |        |           |                 |        |        |                 |        |        |        |        |        |               |        |        |        |        |        |        |        |        |           |        |        |        |                    |  |  |  |  |  |  |  |  |  |  |  |  |
|--|---|---|---|--------|-----------|-----------------|--------|--------|-----------------|--------|--------|--------|--------|--------|---------------|--------|--------|--------|--------|--------|--------|--------|--------|-----------|--------|--------|--------|--------------------|--|--|--|--|--|--|--|--|--|--|--|--|
|  |   |   | 1   | 2      | 3         | 4               | 5      | 6      | 7               | 8      | 9      | 10     | 11     | 12     |               |        |        |        |        |        |        |        |        |           |        |        |        |                    |  |  |  |  |  |  |  |  |  |  |  |  |
|  <p><b>MB Drafting Stool - Task</b><br/>COM Yardage: 1<br/>Freight Class: 150<br/>Product Weight (lbs.): 50<br/>Cubic Feet Per Carton: 10.5</p>   |  <p><b>ADJUSTMENTS</b><br/>(2) Pneumatic seat height</p>                     | <p>Ergonomic Features:<br/>C, E, H, M, N, Q, R, U</p> | <table border="1"> <tr> <td><b>2663-6</b></td> <td>\$1406</td> <td>\$1444</td> <td>\$1473</td> <td>\$1514</td> <td>\$1574</td> <td>\$1593</td> <td>\$1647</td> <td>\$1745</td> <td>\$1793</td> <td>\$1885</td> <td>\$2009</td> <td>\$2162</td> </tr> <tr> <td colspan="13">2663P-6 Small Seat</td> </tr> </table> |        |           |                 |        |        |                 |        |        |        |        |        | <b>2663-6</b> | \$1406 | \$1444 | \$1473 | \$1514 | \$1574 | \$1593 | \$1647 | \$1745 | \$1793    | \$1885 | \$2009 | \$2162 | 2663P-6 Small Seat |  |  |  |  |  |  |  |  |  |  |  |  |
|  |   |   | <b>2663-6</b>   | \$1406 | \$1444    | \$1473          | \$1514 | \$1574 | \$1593          | \$1647 | \$1745 | \$1793 | \$1885 | \$2009 | \$2162        |        |        |        |        |        |        |        |        |           |        |        |        |                    |  |  |  |  |  |  |  |  |  |  |  |  |
|  |   |   | 2663P-6 Small Seat  |        |           |                 |        |        |                 |        |        |        |        |        |               |        |        |        |        |        |        |        |        |           |        |        |        |                    |  |  |  |  |  |  |  |  |  |  |  |  |
| <table border="1"> <thead> <tr> <th colspan="3">OVERALL DIMENSIONS</th> <th colspan="3">SEAT DIMENSIONS</th> <th colspan="2">BACK DIMENSIONS</th> </tr> <tr> <th>W</th> <th>D</th> <th>H</th> <th>W</th> <th>D</th> <th>H</th> <th>W</th> <th>H</th> </tr> </thead> <tbody> <tr> <td>25.5</td> <td>25</td> <td>50</td> <td>20</td> <td>19-20</td> <td>24-34</td> <td>19.5</td> <td>21</td> </tr> </tbody> </table>     |   |   | OVERALL DIMENSIONS  |        |           | SEAT DIMENSIONS |        |        | BACK DIMENSIONS |        | W      | D      | H      | W      | D             | H      | W      | H      | 25.5   | 25     | 50     | 20     | 19-20  | 24-34     | 19.5   | 21     |        |                    |  |  |  |  |  |  |  |  |  |  |  |  |
| OVERALL DIMENSIONS   |   |   | SEAT DIMENSIONS   |        |           | BACK DIMENSIONS |        |        |                 |        |        |        |        |        |               |        |        |        |        |        |        |        |        |           |        |        |        |                    |  |  |  |  |  |  |  |  |  |  |  |  |
| W  | D   | H   | W   | D      | H         | W               | H      |        |                 |        |        |        |        |        |               |        |        |        |        |        |        |        |        |           |        |        |        |                    |  |  |  |  |  |  |  |  |  |  |  |  |
| 25.5   | 25  | 50  | 20  | 19-20  | 24-34     | 19.5            | 21     |        |                 |        |        |        |        |        |               |        |        |        |        |        |        |        |        |           |        |        |        |                    |  |  |  |  |  |  |  |  |  |  |  |  |
| <p>RTA 2 </p>   |   |   |   |        |           |                 |        |        |                 |        |        |        |        |        |               |        |        |        |        |        |        |        |        |           |        |        |        |                    |  |  |  |  |  |  |  |  |  |  |  |  |
|  <p><b>MB Drafting Stool - Task</b><br/>COM Yardage: 1<br/>Freight Class: 150<br/>Product Weight (lbs.): 44<br/>Cubic Feet Per Carton: 10.5</p>   |  <p><b>ADJUSTMENTS</b><br/>(2) Pneumatic seat height</p>                     | <p>Ergonomic Features:<br/>C, E, M, N, U</p>          | <table border="1"> <tr> <td><b>2664-6</b></td> <td>\$1278</td> <td>\$1316</td> <td>\$1345</td> <td>\$1386</td> <td>\$1446</td> <td>\$1464</td> <td>\$1519</td> <td>\$1615</td> <td>\$1665</td> <td>\$1757</td> <td>\$1880</td> <td>\$2034</td> </tr> <tr> <td colspan="13">2664P-6 Small Seat</td> </tr> </table> |        |           |                 |        |        |                 |        |        |        |        |        | <b>2664-6</b> | \$1278 | \$1316 | \$1345 | \$1386 | \$1446 | \$1464 | \$1519 | \$1615 | \$1665    | \$1757 | \$1880 | \$2034 | 2664P-6 Small Seat |  |  |  |  |  |  |  |  |  |  |  |  |
|  |   |   | <b>2664-6</b>   | \$1278 | \$1316    | \$1345          | \$1386 | \$1446 | \$1464          | \$1519 | \$1615 | \$1665 | \$1757 | \$1880 | \$2034        |        |        |        |        |        |        |        |        |           |        |        |        |                    |  |  |  |  |  |  |  |  |  |  |  |  |
|  |   |   | 2664P-6 Small Seat  |        |           |                 |        |        |                 |        |        |        |        |        |               |        |        |        |        |        |        |        |        |           |        |        |        |                    |  |  |  |  |  |  |  |  |  |  |  |  |
| <table border="1"> <thead> <tr> <th colspan="3">OVERALL DIMENSIONS</th> <th colspan="3">SEAT DIMENSIONS</th> <th colspan="2">BACK DIMENSIONS</th> </tr> <tr> <th>W</th> <th>D</th> <th>H</th> <th>W</th> <th>D</th> <th>H</th> <th>W</th> <th>H</th> </tr> </thead> <tbody> <tr> <td>20</td> <td>25</td> <td>50</td> <td>20</td> <td>19-20</td> <td>24-34</td> <td>19.5</td> <td>21</td> </tr> </tbody> </table>       |   |   | OVERALL DIMENSIONS  |        |           | SEAT DIMENSIONS |        |        | BACK DIMENSIONS |        | W      | D      | H      | W      | D             | H      | W      | H      | 20     | 25     | 50     | 20     | 19-20  | 24-34     | 19.5   | 21     |        |                    |  |  |  |  |  |  |  |  |  |  |  |  |
| OVERALL DIMENSIONS   |   |   | SEAT DIMENSIONS   |        |           | BACK DIMENSIONS |        |        |                 |        |        |        |        |        |               |        |        |        |        |        |        |        |        |           |        |        |        |                    |  |  |  |  |  |  |  |  |  |  |  |  |
| W  | D   | H   | W   | D      | H         | W               | H      |        |                 |        |        |        |        |        |               |        |        |        |        |        |        |        |        |           |        |        |        |                    |  |  |  |  |  |  |  |  |  |  |  |  |
| 20   | 25  | 50  | 20  | 19-20  | 24-34     | 19.5            | 21     |        |                 |        |        |        |        |        |               |        |        |        |        |        |        |        |        |           |        |        |        |                    |  |  |  |  |  |  |  |  |  |  |  |  |
| <p>RTA 2 </p>   |   |   |   |        |           |                 |        |        |                 |        |        |        |        |        |               |        |        |        |        |        |        |        |        |           |        |        |        |                    |  |  |  |  |  |  |  |  |  |  |  |  |
|  <p><b>MB Task</b><br/>COM Yardage: 1<br/>Freight Class: 250<br/>Product Weight (lbs.): 39<br/>Cubic Feet Per Carton: 10.5</p>   |  <p><b>ADJUSTMENTS</b><br/>(2) Pneumatic seat height<br/>(8) Seat depth</p> | <p>Ergonomic Features:<br/>C, E, M, N, U</p>          | <table border="1"> <tr> <td><b>2665-6</b></td> <td>\$890</td> <td>\$928</td> <td>\$957</td> <td>\$998</td> <td>\$1058</td> <td>\$1076</td> <td>\$1131</td> <td>\$1229</td> <td>\$1277</td> <td>\$1369</td> <td>\$1492</td> <td>\$1646</td> </tr> <tr> <td colspan="13">2665P-6 Small Seat</td> </tr> </table>     |        |           |                 |        |        |                 |        |        |        |        |        | <b>2665-6</b> | \$890  | \$928  | \$957  | \$998  | \$1058 | \$1076 | \$1131 | \$1229 | \$1277    | \$1369 | \$1492 | \$1646 | 2665P-6 Small Seat |  |  |  |  |  |  |  |  |  |  |  |  |
|  |   |   | <b>2665-6</b>   | \$890  | \$928     | \$957           | \$998  | \$1058 | \$1076          | \$1131 | \$1229 | \$1277 | \$1369 | \$1492 | \$1646        |        |        |        |        |        |        |        |        |           |        |        |        |                    |  |  |  |  |  |  |  |  |  |  |  |  |
|  |   |   | 2665P-6 Small Seat  |        |           |                 |        |        |                 |        |        |        |        |        |               |        |        |        |        |        |        |        |        |           |        |        |        |                    |  |  |  |  |  |  |  |  |  |  |  |  |
| <table border="1"> <thead> <tr> <th colspan="3">OVERALL DIMENSIONS</th> <th colspan="3">SEAT DIMENSIONS</th> <th colspan="2">BACK DIMENSIONS</th> </tr> <tr> <th>W</th> <th>D</th> <th>H</th> <th>W</th> <th>D</th> <th>H</th> <th>W</th> <th>H</th> </tr> </thead> <tbody> <tr> <td>20</td> <td>25</td> <td>39.5</td> <td>20</td> <td>19-20</td> <td>16.5-20.5</td> <td>19.5</td> <td>21</td> </tr> </tbody> </table> |   |   | OVERALL DIMENSIONS  |        |           | SEAT DIMENSIONS |        |        | BACK DIMENSIONS |        | W      | D      | H      | W      | D             | H      | W      | H      | 20     | 25     | 39.5   | 20     | 19-20  | 16.5-20.5 | 19.5   | 21     |        |                    |  |  |  |  |  |  |  |  |  |  |  |  |
| OVERALL DIMENSIONS   |   |   | SEAT DIMENSIONS   |        |           | BACK DIMENSIONS |        |        |                 |        |        |        |        |        |               |        |        |        |        |        |        |        |        |           |        |        |        |                    |  |  |  |  |  |  |  |  |  |  |  |  |
| W  | D   | H   | W   | D      | H         | W               | H      |        |                 |        |        |        |        |        |               |        |        |        |        |        |        |        |        |           |        |        |        |                    |  |  |  |  |  |  |  |  |  |  |  |  |
| 20   | 25  | 39.5  | 20  | 19-20  | 16.5-20.5 | 19.5            | 21     |        |                 |        |        |        |        |        |               |        |        |        |        |        |        |        |        |           |        |        |        |                    |  |  |  |  |  |  |  |  |  |  |  |  |
| <p>RTA 2 </p>   |   |   |   |        |           |                 |        |        |                 |        |        |        |        |        |               |        |        |        |        |        |        |        |        |           |        |        |        |                    |  |  |  |  |  |  |  |  |  |  |  |  |

LURAY



Luray is offered in three back heights.



Standard Black Nylon Base/Arms with Self Skinned Urethane Armcaps

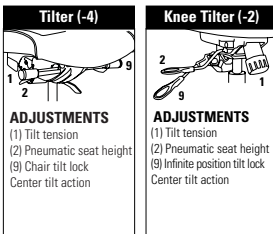
Optional Aluminum Base/Arms with Self Skinned Urethane Armcaps

Optional Aluminum Base/Arms with Wood Armcaps



Model 6460PB

MECHANISMS OPTIONS



Ergonomic Features:  
A, B, C, M, N, S, U

Ergonomic Features:  
A, B, C, J, M, N, U

STANDARD FEATURES

- Luray is designed for boardrooms, meeting rooms and executive offices.
- Luray offers a choice of finishes to match any environment: from durable nylon components to sophisticated polished aluminum and elegant wood trim.
- Three back heights are available, featuring horizontal sewing details.
- Stitch detail on edges of seat and back is discrete, using matched thread as standard.
- Choice of two mechanisms; tilter and knee-tilter.
- Standard with Global's high quality Soft Descent™ pneumatic lift which slowly and gently lowers the seat height of the chair making it easy to obtain the exact seat height you desire.
- Fixed loop arm design comes standard in Black fiberglass reinforced nylon with a self-skinned urethane (SSU) armcap; which is soft, durable and warm to the touch. The armcap overhangs the front and side of the arm so that chair to table contact is cushioned by the pliable edge.
- Five prong, injection molded, fiberglass reinforced, nylon medium rise base (B7B) with (C1) dual wheel carpet casters.
- Check textile availability prior to specifying upholstery material.
- Pedestal base models are offered on (-4) Tilter mechanisms only. These models provide fixed location seating for use in auditoriums, classrooms, jury boxes, public venues and more. The base must be mounted to the floor (mounting hardware not included). See Pedestal Base Installation Guide for details.

OPTIONAL FEATURES

- Upholstery is available with exaggerated top stitch detail (heavier thread). Fourteen coordinating or contrasting colors may be selected. Please specify.
- For Additional caster options, please refer to the Arm and Caster section of the Price Book. Optional casters may be priced higher than the standard casters for your chair and the difference will be charged. Lower priced optional casters will not be credited.
- Please refer to "Cylinder Selection" section of the price book for additional cylinder options.
- For Memory Foam, specify (MF) and add \$117.
- Pedestal Base models have black bases with 2" height adjust cylinders. Specify (SCC) swivel, auto return to max height (no upcharge); (SN) non-swivel, auto return to max height (Add \$21); or (SC) swivel, self-centering and return to max height (Add \$33).

OPTION CODES






Please Add option codes in the following order:


- Model number**  
6460 Extended high back  
6461 High back  
6462 Medium back

- Fabric**  
Specify fabric code.
- Mechanism**  
(-4) Tilter mechanism ..... **No Upcharge**  
(-2) Knee-tilt mechanism ..... **Add \$152**
- Arms**  
(SS) Black nylon arms w/SSU armcaps ..... **No Upcharge**  
(AN) Aluminum arms w/SSU armcaps ..... **Add \$225**  
Aluminum arms w/Wood armcaps ..... **Add \$225**  
Specify finish from the following:  
(AB) Absolute (AAM)  
(B2) Black (BKM)  
(AE) Cherry (ACM)  
(EO) English Oak (EOM)  
(EC) Espresso Café (ECM)  
(HG) Gray (HGM)  
(AH) Honey (AHM)  
(TM) Mahogany (TMM)  
(AV) Maple (AVM)  
(MW) Medium walnut (MWM)  
(NT) Natural Walnut (NLW)  
(AT) Night (ASM)  
(BI) Noce Biondo (NBM)  
(GI) Noce Grigio (NGM)  
(EI) Noce Leggero (NEM)  
(MI) Noce Medio (NMM)  
(SK) Shaker Cherry (SKM)  
(TF) Fruitwood (TFM)  
(W4) Walnut (TWM)  
(WR) WC Cream (WTM)  
(WH) White (WHM)  
(WC) Winter Cherry (WCM)  
(colors shown on website)
- Base**  
(B7) Black nylon base.  
(A7) Polished aluminum ..... **Add \$167**
- Casters**  
(C1) Dual wheel carpet casters.  
(C9R) Dual wheel hard floor casters ..... **Add \$73**
- Stitch detail**  
(MS) Color matched stitching  
Decorative top stitch ..... **No Upcharge**  
(XP) Black (XB) Beige  
(XG) Copen (XA) Graphite  
(XK) Mahogany (XJ) Natural  
(XH) Navy (XD) New Grey  
(XF) Nickel (XN) Off White  
(XL) Rubytone (XI) Scarlet  
(XC) Smoke (XE) Taupe  
(colors shown on website)
- Seat foam**  
(SF) Standard foam  
(MF) Memory foam ..... **Add \$117**
- Chair assembly**  
(SU) Assembled in Box ..... **Add \$76**
- Cylinder (for Pedestal Base)**  
(SCC) Swivel, auto return turn to max height  
(SN) Non-swivel, auto return turn to max height **Add \$21**  
(SC) Swivel, self-centering and return to max height **Add \$33**

EXAMPLE OF ORDER CODE:

|              |        |           |      |      |         |               |           |                |
|--------------|--------|-----------|------|------|---------|---------------|-----------|----------------|
| 6460         | WA50   | 4         | AH   | A7   | C1      | MS            | SF        | SU             |
| Model Number | Fabric | Mechanism | Arms | Base | Casters | Stitch Detail | Seat Foam | Chair Assembly |

| DESCRIPTION   | FEATURES | MODEL#        | STANDARD TEXTILE GRADES   |          |          |                        |          |           |                        |          |      |      |      |      |
|---|----------|---------------|---------------------------|----------|----------|------------------------|----------|-----------|------------------------|----------|------|------|------|------|
|   |          |               | 1                         | 2        | 3        | 4                      | 5        | 6         | 7                      | 8        | 9    | 10   | 11   | 12   |
|  <p><b>Extended High Back</b><br/>COM Yardage: 2.25<br/>Freight Class: 250<br/>Product Weight (lbs.): 46<br/>Cubic Feet Per Carton: 14.75</p>                      |          | <b>6460</b>   | 1287                      | 1376     | 1444     | 1546                   | 1690     | 1758      | 1889                   | 2097     | 2257 | 2438 | 2805 | 3197 |
|   |          |               | <b>OVERALL DIMENSIONS</b> |          |          | <b>SEAT DIMENSIONS</b> |          |           | <b>BACK DIMENSIONS</b> |          |      |      |      |      |
|   |          |               | <b>W</b>                  | <b>D</b> | <b>H</b> | <b>W</b>               | <b>D</b> | <b>H</b>  | <b>W</b>               | <b>H</b> |      |      |      |      |
|   |          |               | 25                        | 26.5     | 46       | 20                     | 19       | 16.5-21.5 | 20                     | 27.5     |      |      |      |      |
|   |          |               | <b>RTA 1</b>              |          |          |                        |          |           |                        |          |      |      |      |      |
|  <p><b>High Back</b><br/>COM Yardage: 2<br/>Freight Class: 44<br/>Product Weight (lbs.): 44<br/>Cubic Feet Per Carton: 13.75</p>                                   |          | <b>6461</b>   | 1249                      | 1327     | 1387     | 1477                   | 1606     | 1666      | 1783                   | 1970     | 2112 | 2270 | 2597 | 2946 |
|   |          |               | <b>OVERALL DIMENSIONS</b> |          |          | <b>SEAT DIMENSIONS</b> |          |           | <b>BACK DIMENSIONS</b> |          |      |      |      |      |
|   |          |               | <b>W</b>                  | <b>D</b> | <b>H</b> | <b>W</b>               | <b>D</b> | <b>H</b>  | <b>W</b>               | <b>H</b> |      |      |      |      |
|   |          |               | 25                        | 26.5     | 42.5     | 20                     | 19       | 16.5-21.5 | 20                     | 24       |      |      |      |      |
|   |          |               | <b>RTA 1</b>              |          |          |                        |          |           |                        |          |      |      |      |      |
|  <p><b>Medium Back</b><br/>COM Yardage: 1.75<br/>Freight Class: 250<br/>Product Weight (lbs.): 40<br/>Cubic Feet Per Carton: 13.75</p>                            |          | <b>6462</b>   | 1211                      | 1283     | 1335     | 1416                   | 1527     | 1579      | 1682                   | 1844     | 1967 | 2107 | 2393 | 2699 |
|   |          |               | <b>OVERALL DIMENSIONS</b> |          |          | <b>SEAT DIMENSIONS</b> |          |           | <b>BACK DIMENSIONS</b> |          |      |      |      |      |
|   |          |               | <b>W</b>                  | <b>D</b> | <b>H</b> | <b>W</b>               | <b>D</b> | <b>H</b>  | <b>W</b>               | <b>H</b> |      |      |      |      |
|   |          |               | 25                        | 26.5     | 39.5     | 20                     | 19       | 16.5-21.5 | 20                     | 21       |      |      |      |      |
|   |          |               | <b>RTA 1</b>              |          |          |                        |          |           |                        |          |      |      |      |      |
|  <p><b>Extended High Back with Pedestal Base</b><br/>COM Yardage: 2.25<br/>Freight Class: 250<br/>Product Weight (lbs.): 47<br/>Cubic Feet Per Carton: 14.75</p> |          | <b>6460PB</b> | 1517                      | 1603     | 1665     | 1762                   | 1898     | 1964      | 2087                   | 2284     | 2437 | 2605 | 2954 | 3324 |
|   |          |               | <b>OVERALL DIMENSIONS</b> |          |          | <b>SEAT DIMENSIONS</b> |          |           | <b>BACK DIMENSIONS</b> |          |      |      |      |      |
|   |          |               | <b>W</b>                  | <b>D</b> | <b>H</b> | <b>W</b>               | <b>D</b> | <b>H</b>  | <b>W</b>               | <b>H</b> |      |      |      |      |
|   |          |               | 25                        | 26.5     | 44       | 20                     | 19       | 16.5-21.5 | 20                     | 27.5     |      |      |      |      |
|   |          |               | <b>RTA 1</b>              |          |          |                        |          |           |                        |          |      |      |      |      |
|  <p><b>High Back with Pedestal Base</b><br/>COM Yardage: 2<br/>Freight Class: 45<br/>Product Weight (lbs.): 45<br/>Cubic Feet Per Carton: 13.75</p>              |          | <b>6461PB</b> | 1480                      | 1554     | 1610     | 1695                   | 1817     | 1875      | 1984                   | 2158     | 2293 | 2444 | 2752 | 3080 |
|   |          |               | <b>OVERALL DIMENSIONS</b> |          |          | <b>SEAT DIMENSIONS</b> |          |           | <b>BACK DIMENSIONS</b> |          |      |      |      |      |
|   |          |               | <b>W</b>                  | <b>D</b> | <b>H</b> | <b>W</b>               | <b>D</b> | <b>H</b>  | <b>W</b>               | <b>H</b> |      |      |      |      |
|   |          |               | 25                        | 26.5     | 41       | 20                     | 19       | 16.5-21.5 | 20                     | 24       |      |      |      |      |
|   |          |               | <b>RTA 1</b>              |          |          |                        |          |           |                        |          |      |      |      |      |

| DESCRIPTION  | FEATURES | MODEL#        | STANDARD TEXTILE GRADES   |          |          |                        |          |           |                        |          |      |      |      |      |
|--|----------|---------------|---------------------------|----------|----------|------------------------|----------|-----------|------------------------|----------|------|------|------|------|
|  |          |               | 1                         | 2        | 3        | 4                      | 5        | 6         | 7                      | 8        | 9    | 10   | 11   | 12   |
|  <p><b>Medium Back with Pedestal Base</b><br/>                     COM Yardage: 1.75<br/>                     Freight Class: 250<br/>                     Product Weight (lbs.): 40<br/>                     Cubic Feet Per Carton: 13.75</p> |          | <b>6462PB</b> | 1441                      | 1506     | 1556     | 1628                   | 1735     | 1785      | 1882                   | 2032     | 2152 | 2281 | 2551 | 2838 |
|  |          |               |                           |          |          |                        |          |           |                        |          |      |      |      |      |
|  |          |               | <b>OVERALL DIMENSIONS</b> |          |          | <b>SEAT DIMENSIONS</b> |          |           | <b>BACK DIMENSIONS</b> |          |      |      |      |      |
|  |          |               | <b>W</b>                  | <b>D</b> | <b>H</b> | <b>W</b>               | <b>D</b> | <b>H</b>  | <b>W</b>               | <b>H</b> |      |      |      |      |
|  |          |               | 25                        | 26.5     | 37       | 20                     | 19       | 16.5-21.5 | 20                     | 21       |      |      |      |      |
|  |          |               | <b>RTA 1</b>              |          |          |                        |          |           |                        |          |      |      |      |      |



MALAGA®



model 3140-3 (TD)



model 3140-3 (TD/PSB)



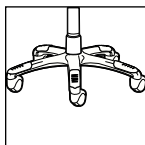
**Memory Foam**  
Available, use code "MF" and Add \$117.



model 3141-3



model 3141-3



**Optional Base**  
Polished Aluminum base with black scuff tips. Specify "B2". Add \$167.


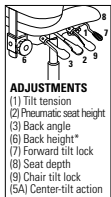

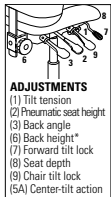
**STANDARD FEATURES**

- A contoured molded foam seat, built-in lumbar support and an upholstered outer back shell is standard on all models.
- Standard with adjustable height T-arms with teardrop shaped (TD) self-skinned urethane (SSU) armcaps.
- All models are standard with a five prong, injection molded, fiberglass reinforced nylon Black spider base with dual wheel carpet casters (C10).
- Base and frame are available in Black (BK) Only.
- All models (except high back) are shipped partially KD.
- Check textile availability prior to specifying upholstery material.

- Optional abrasion resistant outer back fabric (polyester) is available. Resistant to impact damage. Available in Black only (BKB). Add \$23.
- Optional Polished Aluminum base with black scuff tips. Specify "B2". Add \$167
- Please refer to the "Casters Selection" section of the price book for caster options. Optional casters may be priced higher than the standard casters for your chair and the difference will be charged. Lower priced optional casters will not be credited.
- Please refer to "Cylinder Selection" section of the price book for additional cylinder options.
- For hard surface flooring please specify C10R. Add \$66.
- For fully assembled in box, specify SU. Add \$76.

**OPTIONAL FEATURES**

- To order a Malaga arm kit as a separate stand-alone item without a chair, use model number 3200 with the appropriate letter from the Arm Chart Price List for the arm style of your choice. Please refer to "Arms Selection" section of the price book.
- Available with an impact resistant polypropylene back shroud in Black Only. Specify (PSB). No upcharge.

| DESCRIPTION   | FEATURES  | MODEL#  | STANDARD TEXTILE GRADES   |        |        |                        |        |         |                        |        |        |        |        |        |        |  |  |
|---|---|---|---------------------------|--------|--------|------------------------|--------|---------|------------------------|--------|--------|--------|--------|--------|--------|--|--|
|   |   |   | 1                         | 2      | 3      | 4                      | 5      | 6       | 7                      | 8      | 9      | 10     | 11     | 12     |        |  |  |
|  <p><b>HB Multi - Tilter</b><br/>COM Yardage: 1.75<br/>Freight Class: 150<br/>Product Weight (lbs.): 54<br/>Cubic Feet Per Carton: 9.25</p> |  <p><b>ADJUSTMENTS</b><br/>(1) Tilt tension<br/>(2) Pneumatic seat height<br/>(3) Back angle<br/>(6) Back height*<br/>(7) Forward tilt lock<br/>(8) Seat depth<br/>(9) Chair tilt lock<br/>(5A) Center-tilt action</p>  | <p>Ergonomic Features:<br/>A, B, C, D, E, F, G, H, M, N, Q, S</p> | 3140-3                    | \$1446 | \$1512 | \$1563                 | \$1635 | \$1743  | \$1782                 | \$1877 | \$2052 | \$2138 | \$2304 | \$2528 | \$2806 |  |  |
|   |   |   | <b>OVERALL DIMENSIONS</b> |        |        | <b>SEAT DIMENSIONS</b> |        |         | <b>BACK DIMENSIONS</b> |        |        |        |        |        |        |  |  |
|   |   |   | W                         | D      | H      | W                      | D      | H       | W                      | H      |        |        |        |        |        |  |  |
|   | 26  | 25  | 41                        | 20     | 18     | 16.5-20.5              | 18.5   | 22.5-25 |                        |        |        |        |        |        |        |  |  |
|  <p><b>LB Multi - Tilter</b><br/>COM Yardage: 1.5<br/>Freight Class: 150<br/>Product Weight (lbs.): 52<br/>Cubic Feet Per Carton: 9.25</p> |  <p><b>ADJUSTMENTS</b><br/>(1) Tilt tension<br/>(2) Pneumatic seat height<br/>(3) Back angle<br/>(6) Back height*<br/>(7) Forward tilt lock<br/>(8) Seat depth<br/>(9) Chair tilt lock<br/>(5A) Center-tilt action</p> | <p>Ergonomic Features:<br/>A, B, C, D, E, F, G, H, M, N, Q, S</p> | 3141-3                    | \$1320 | \$1374 | \$1420                 | \$1485 | \$1575  | \$1609                 | \$1687 | \$1842 | \$1911 | \$2053 | \$2244 | \$2486 |  |  |
|   |   |   | <b>OVERALL DIMENSIONS</b> |        |        | <b>SEAT DIMENSIONS</b> |        |         | <b>BACK DIMENSIONS</b> |        |        |        |        |        |        |  |  |
|   |   |   | W                         | D      | H      | W                      | D      | H       | W                      | H      |        |        |        |        |        |  |  |
|   | 26  | 24  | 37                        | 20     | 18     | 16.5-20.5              | 18.5   | 19-21.5 |                        |        |        |        |        |        |        |  |  |

**MIRAGE™**



model 2790-4



model 2791-4



Standard with a polished aluminum loop arm with SSU armcap.

**STANDARD FEATURES**

- Ideal for management seating and meeting rooms, Mirage offers both function and style.
- There are no arm options for this series.
- Base and frame are standard in polished aluminum only.
- **C10** carpet casters are standard.
- Check textile availability prior to specifying upholstery material.

**OPTIONAL FEATURES**

- For hard surface flooring casters, specify **C10R** and Add \$66.
- For fully assembled in box, please specify **SU**. Add \$76..

**DESCRIPTION**

**FEATURES**

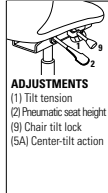
**MODEL#**

**STANDARD TEXTILE GRADES**



**HB Tilter**

COM Yardage: 2  
 Freight Class: 250  
 Product Weight (lbs.): 0  
 Cubic Feet Per Carton: 20.25



Ergonomic Features:  
 A, B, C, M, N, S

|               | 1      | 2      | 3      | 4      | 5      | 6      | 7      | 8      | 9      | 10     | 11     | 12     |
|---------------|--------|--------|--------|--------|--------|--------|--------|--------|--------|--------|--------|--------|
| <b>2790-4</b> | \$1247 | \$1320 | \$1375 | \$1460 | \$1579 | \$1618 | \$1723 | \$1920 | \$2014 | \$2197 | \$2444 | \$2754 |

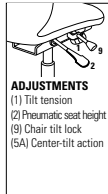
| OVERALL DIMENSIONS |   |   | SEAT DIMENSIONS |    |       | BACK DIMENSIONS |      |
|--------------------|---|---|-----------------|----|-------|-----------------|------|
| W                  | D | H | W               | D  | H     | W               | H    |
| 0                  | 0 | 0 | 20.5            | 19 | 16-20 | 20.5            | 24.5 |

**RTA 00**



**MB Tilter**

COM Yardage: 1.75  
 Freight Class: 250  
 Product Weight (lbs.): 50  
 Cubic Feet Per Carton: 15.75



Ergonomic Features:  
 A, B, C, M, N, S

|               | 1      | 2      | 3      | 4      | 5      | 6      | 7      | 8      | 9      | 10     | 11     | 12     |
|---------------|--------|--------|--------|--------|--------|--------|--------|--------|--------|--------|--------|--------|
| <b>2791-4</b> | \$1212 | \$1277 | \$1326 | \$1397 | \$1502 | \$1536 | \$1628 | \$1801 | \$1883 | \$2044 | \$2261 | \$2533 |

| OVERALL DIMENSIONS |   |   | SEAT DIMENSIONS |    |       | BACK DIMENSIONS |    |
|--------------------|---|---|-----------------|----|-------|-----------------|----|
| W                  | D | H | W               | D  | H     | W               | H  |
| 0                  | 0 | 0 | 19              | 19 | 16-20 | 19.5            | 17 |

**RTA 00**

NOVELLO

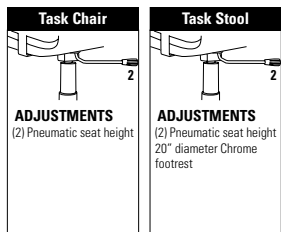


Novello is offered in three frame finishes: Black, Fog and Ivory Cloud.



Model 6400PB

STANDARD MECHANISMS



Ergonomic Features:  
C, M

Ergonomic Features:  
C, M

STANDARD FEATURES

- A revolutionary new task chair that can go anywhere - it requires no adjustments and provides exceptional comfort for any size user.
- Novello features a special polymer shell that flexes, allowing the seat to glide smoothly on a concealed track system. It is strong and durable, with clean lines and offers effective support.
- Chairs are molded with one-piece flexible shells; available in Black (BK), Fog (FG) or Cloud (IC). Black is the base list price.
- Chairs with Black shells are standard with five prong, injection molded, fiberglass reinforced nylon Black base (B5) with (C82) dual wheel carpet casters.
- Chairs with Fog or Cloud shells are standard with a five prong, polished cast aluminum base with Black accents (BA) and black (C82) dual wheel carpet casters.
- Fog and Cloud chairs and Black models with an aluminum base come with a chrome gas cylinder.
- All models with arms are standard with Black armcaps.
- Standard with Global's high quality Soft Descent™ pneumatic lift which slowly and gently lowers the seat height of the chair making it easy to obtain the exact seat height you desire.
- Check textile availability prior to specifying upholstery material.
- Pedestal base models are offered on with Tilter mechanisms only. These models provide fixed location seating for use in auditoriums, classrooms, jury boxes, public venues and more. The base must be mounted to the floor (mounting hardware not included). See Pedestal Base Installation Guide for details.

OPTIONAL FEATURES

- There are no arm options for this series.
- For Additional caster options, please refer to the Arm and Caster section.
- Optional casters may be priced higher than the standard casters for your chair and the difference will be charged. Lower priced optional casters will not be credited.
- Please refer to "Cylinder Selection" section of the price book for additional cylinder options.
- Pedestal Base models have black bases with 2" height adjust cylinders. Specify (SCC) swivel, auto return to max height (no upcharge); (SN) non-swivel, auto return to max height (Add \$21; or (SC) swivel, self-centering and return to max height (Add \$33).


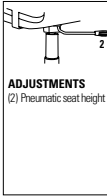

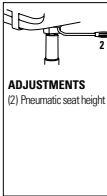

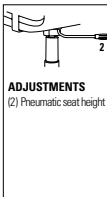

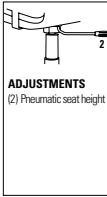

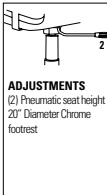
OPTION CODES


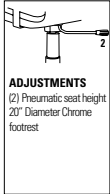

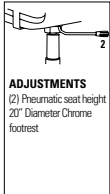

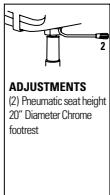

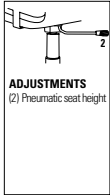

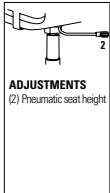
Please Add option codes in the following order:


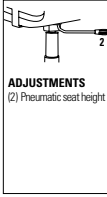

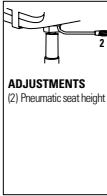
- **Model Number**
  - 6400 Chair with arms
  - 6401 Chair, armless
  - 6402 Chair with arms, fully upholstered
  - 6403 Chair, armless, fully upholstered
  - 6410 Stool with arms
  - 6411 Stool, armless
  - 6412 Stool with arms, fully upholstered
  - 6413 Stool, armless, fully upholstered
- **Fabric**  
Specify fabric code
- **Shell/arm color**
  - (BK) Black shell..... **No Upcharge**
  - (FG) Fog shell ..... **Add \$34**
  - (IC) Cloud shell..... **Add \$34**
- **Armcaps (No Upcharge)**
  - (BP) Black self-skinned urethane.
  - (FP) Fog self-skinned urethane.
  - (CP) Cloud self-skinned urethane.
- **Base**
  - (BB5) Black nylon base..... **No Upcharge**
  - (FB5) Fog nylon base..... **Add \$47**
  - (CB5) Cloud nylon base ..... **Add \$47**
  - (BBA) Polished aluminum w/Black accent ..... **Add \$76**
  - (FBA) Polished aluminum w/Fog accent ..... **Add \$76**
  - (CBA) Polished aluminum w/Cloud accent..... **Add \$76**
- **Adjustable Footring (stool models)**
  - (R3) Black footring..... **No Upcharge**
  - (R4) Polished aluminum footring..... **Add \$34**
- **Casters**
  - (C82) Black dual wheel carpet casters..... **No Upcharge**
  - (C82R) Black dual wheel hard floor casters ..... **Add \$98**
  - (C82F) Fog dual wheel carpet casters ..... **No Upcharge**
  - (C82FR) Fog dual wheel hard floor casters..... **Add \$98**
- **Seat foam**
  - (SF) Standard foam..... **No Upcharge**
  - (PF) Extra plush cushion ..... **No Upcharge**
- **Chair Assembly**
  - (SU) Assembled in Box ..... **\$76**
- **Cylinder (for Pedestal Base)**
  - (SCC) Swivel, auto return turn to max height
  - (SN) Non-swivel, auto return turn to max height. **Add \$21**
  - (SC) Swivel, self-centering and return to max height. **Add \$33**

EXAMPLE OF ORDER CODE:

|              |        |            |         |      |          |         |                |
|--------------|--------|------------|---------|------|----------|---------|----------------|
| 6400BK       | WA50   | EG         | BK      | AL   | R3       | C9R     | SU             |
| Model Number | Fabric | Shell/Arms | Armcaps | Base | Footring | Casters | Chair Assembly |

| DESCRIPTION   | FEATURES   | MODEL#  | STANDARD TEXTILE GRADES   |      |           |                    |      |      |                 |      |      |                 |      |      |             |      |      |      |      |      |      |      |      |      |      |      |      |      |           |      |      |  |                     |  |  |
|---|--|---|---|------|-----------|--------------------|------|------|-----------------|------|------|-----------------|------|------|-------------|------|------|------|------|------|------|------|------|------|------|------|------|------|-----------|------|------|--|---------------------|--|--|
|   |  |   | 1   | 2    | 3         | 4                  | 5    | 6    | 7               | 8    | 9    | 10              | 11   | 12   |             |      |      |      |      |      |      |      |      |      |      |      |      |      |           |      |      |  |                     |  |  |
|  <p><b>Task Chair w/Arms</b><br/>COM Yardage: 0.75<br/>Freight Class: 150<br/>Product Weight (lbs.): 40<br/>Cubic Feet Per Carton: 8.25</p>    |  <p><b>ADJUSTMENTS</b><br/>(2) Pneumatic seat height</p>                                    | <p>Upholstered seat/<br/>Polypropylene back</p> <p>Ergonomic Features:<br/>C, M</p> | <table border="1"> <tr> <td><b>6400</b></td> <td>1004</td> <td>1038</td> <td>1062</td> <td>1096</td> <td>1146</td> <td>1163</td> <td>1209</td> <td>1291</td> <td>1331</td> <td>1408</td> <td>1511</td> <td>1642</td> </tr> </table>   |      |           |                    |      |      |                 |      |      |                 |      |      | <b>6400</b> | 1004 | 1038 | 1062 | 1096 | 1146 | 1163 | 1209 | 1291 | 1331 | 1408 | 1511 | 1642 |      |           |      |      |  |                     |  |  |
|   |  |   | <b>6400</b>   | 1004 | 1038      | 1062               | 1096 | 1146 | 1163            | 1209 | 1291 | 1331            | 1408 | 1511 | 1642        |      |      |      |      |      |      |      |      |      |      |      |      |      |           |      |      |  |                     |  |  |
|   |  |   | <table border="1"> <thead> <tr> <th colspan="3">OVERALL DIMENSIONS</th> <th colspan="3">SEAT DIMENSIONS</th> <th colspan="3">BACK DIMENSIONS</th> </tr> <tr> <th>W</th> <th>D</th> <th>H</th> <th>W</th> <th>D</th> <th>H</th> <th>W</th> <th colspan="2">H</th> </tr> </thead> <tbody> <tr> <td>25</td> <td>22</td> <td>36</td> <td>18.5</td> <td>18</td> <td>16.5-21.5</td> <td>20.5</td> <td colspan="2">18.5</td> </tr> </tbody> </table>     |      |           | OVERALL DIMENSIONS |      |      | SEAT DIMENSIONS |      |      | BACK DIMENSIONS |      |      | W           | D    | H    | W    | D    | H    | W    | H    |      | 25   | 22   | 36   | 18.5 | 18   | 16.5-21.5 | 20.5 | 18.5 |  | <p><b>RTA 2</b></p> |  |  |
|   |  |   | OVERALL DIMENSIONS  |      |           | SEAT DIMENSIONS    |      |      | BACK DIMENSIONS |      |      |                 |      |      |             |      |      |      |      |      |      |      |      |      |      |      |      |      |           |      |      |  |                     |  |  |
| W   | D  | H   | W   | D    | H         | W                  | H    |      |                 |      |      |                 |      |      |             |      |      |      |      |      |      |      |      |      |      |      |      |      |           |      |      |  |                     |  |  |
| 25  | 22   | 36  | 18.5  | 18   | 16.5-21.5 | 20.5               | 18.5 |      |                 |      |      |                 |      |      |             |      |      |      |      |      |      |      |      |      |      |      |      |      |           |      |      |  |                     |  |  |
|  <p><b>Armless Task Chair</b><br/>COM Yardage: 0.75<br/>Freight Class: 150<br/>Product Weight (lbs.): 35<br/>Cubic Feet Per Carton: 6.75</p>   |  <p><b>ADJUSTMENTS</b><br/>(2) Pneumatic seat height</p>                                    | <p>Upholstered seat/<br/>Polypropylene back</p> <p>Ergonomic Features:<br/>C, M</p> | <table border="1"> <tr> <td><b>6401</b></td> <td>909</td> <td>943</td> <td>965</td> <td>998</td> <td>1046</td> <td>1068</td> <td>1114</td> <td>1182</td> <td>1236</td> <td>1296</td> <td>1417</td> <td>1549</td> </tr> </table>   |      |           |                    |      |      |                 |      |      |                 |      |      | <b>6401</b> | 909  | 943  | 965  | 998  | 1046 | 1068 | 1114 | 1182 | 1236 | 1296 | 1417 | 1549 |      |           |      |      |  |                     |  |  |
|   |  |   | <b>6401</b>   | 909  | 943       | 965                | 998  | 1046 | 1068            | 1114 | 1182 | 1236            | 1296 | 1417 | 1549        |      |      |      |      |      |      |      |      |      |      |      |      |      |           |      |      |  |                     |  |  |
|   |  |   | <table border="1"> <thead> <tr> <th colspan="3">OVERALL DIMENSIONS</th> <th colspan="3">SEAT DIMENSIONS</th> <th colspan="3">BACK DIMENSIONS</th> </tr> <tr> <th>W</th> <th>D</th> <th>H</th> <th>W</th> <th>D</th> <th>H</th> <th>W</th> <th colspan="2">H</th> </tr> </thead> <tbody> <tr> <td>21.5</td> <td>22</td> <td>36</td> <td>18.5</td> <td>18</td> <td>16.5-21.5</td> <td>20.5</td> <td colspan="2">18.5</td> </tr> </tbody> </table>   |      |           | OVERALL DIMENSIONS |      |      | SEAT DIMENSIONS |      |      | BACK DIMENSIONS |      |      | W           | D    | H    | W    | D    | H    | W    | H    |      | 21.5 | 22   | 36   | 18.5 | 18   | 16.5-21.5 | 20.5 | 18.5 |  | <p><b>RTA 2</b></p> |  |  |
|   |  |   | OVERALL DIMENSIONS  |      |           | SEAT DIMENSIONS    |      |      | BACK DIMENSIONS |      |      |                 |      |      |             |      |      |      |      |      |      |      |      |      |      |      |      |      |           |      |      |  |                     |  |  |
| W   | D  | H   | W   | D    | H         | W                  | H    |      |                 |      |      |                 |      |      |             |      |      |      |      |      |      |      |      |      |      |      |      |      |           |      |      |  |                     |  |  |
| 21.5  | 22   | 36  | 18.5  | 18   | 16.5-21.5 | 20.5               | 18.5 |      |                 |      |      |                 |      |      |             |      |      |      |      |      |      |      |      |      |      |      |      |      |           |      |      |  |                     |  |  |
|  <p><b>Task Chair w/Arms</b><br/>COM Yardage: 0.75<br/>Freight Class: 150<br/>Product Weight (lbs.): 40<br/>Cubic Feet Per Carton: 8.25</p>   |  <p><b>ADJUSTMENTS</b><br/>(2) Pneumatic seat height</p>                                   | <p>Upholstered seat &amp; back</p> <p>Ergonomic Features:<br/>C, M</p>              | <table border="1"> <tr> <td><b>6402</b></td> <td>1085</td> <td>1118</td> <td>1141</td> <td>1174</td> <td>1222</td> <td>1244</td> <td>1290</td> <td>1358</td> <td>1412</td> <td>1472</td> <td>1593</td> <td>1725</td> </tr> </table>   |      |           |                    |      |      |                 |      |      |                 |      |      | <b>6402</b> | 1085 | 1118 | 1141 | 1174 | 1222 | 1244 | 1290 | 1358 | 1412 | 1472 | 1593 | 1725 |      |           |      |      |  |                     |  |  |
|   |  |   | <b>6402</b>   | 1085 | 1118      | 1141               | 1174 | 1222 | 1244            | 1290 | 1358 | 1412            | 1472 | 1593 | 1725        |      |      |      |      |      |      |      |      |      |      |      |      |      |           |      |      |  |                     |  |  |
|   |  |   | <table border="1"> <thead> <tr> <th colspan="3">OVERALL DIMENSIONS</th> <th colspan="3">SEAT DIMENSIONS</th> <th colspan="3">BACK DIMENSIONS</th> </tr> <tr> <th>W</th> <th>D</th> <th>H</th> <th>W</th> <th>D</th> <th>H</th> <th>W</th> <th colspan="2">H</th> </tr> </thead> <tbody> <tr> <td>25</td> <td>22</td> <td>36</td> <td>18.5</td> <td>17.5</td> <td>16.5-21.5</td> <td>20.5</td> <td colspan="2">18.5</td> </tr> </tbody> </table>   |      |           | OVERALL DIMENSIONS |      |      | SEAT DIMENSIONS |      |      | BACK DIMENSIONS |      |      | W           | D    | H    | W    | D    | H    | W    | H    |      | 25   | 22   | 36   | 18.5 | 17.5 | 16.5-21.5 | 20.5 | 18.5 |  | <p><b>RTA 2</b></p> |  |  |
|   |  |   | OVERALL DIMENSIONS  |      |           | SEAT DIMENSIONS    |      |      | BACK DIMENSIONS |      |      |                 |      |      |             |      |      |      |      |      |      |      |      |      |      |      |      |      |           |      |      |  |                     |  |  |
| W   | D  | H   | W   | D    | H         | W                  | H    |      |                 |      |      |                 |      |      |             |      |      |      |      |      |      |      |      |      |      |      |      |      |           |      |      |  |                     |  |  |
| 25  | 22   | 36  | 18.5  | 17.5 | 16.5-21.5 | 20.5               | 18.5 |      |                 |      |      |                 |      |      |             |      |      |      |      |      |      |      |      |      |      |      |      |      |           |      |      |  |                     |  |  |
|  <p><b>Armless Task Chair</b><br/>COM Yardage: 0.75<br/>Freight Class: 150<br/>Product Weight (lbs.): 37<br/>Cubic Feet Per Carton: 6.75</p> |  <p><b>ADJUSTMENTS</b><br/>(2) Pneumatic seat height</p>                                  | <p>Upholstered seat &amp; back</p> <p>Ergonomic Features:<br/>C, M</p>              | <table border="1"> <tr> <td><b>6403</b></td> <td>998</td> <td>1033</td> <td>1056</td> <td>1088</td> <td>1136</td> <td>1158</td> <td>1204</td> <td>1272</td> <td>1326</td> <td>1386</td> <td>1508</td> <td>1639</td> </tr> </table>  |      |           |                    |      |      |                 |      |      |                 |      |      | <b>6403</b> | 998  | 1033 | 1056 | 1088 | 1136 | 1158 | 1204 | 1272 | 1326 | 1386 | 1508 | 1639 |      |           |      |      |  |                     |  |  |
|   |  |   | <b>6403</b>   | 998  | 1033      | 1056               | 1088 | 1136 | 1158            | 1204 | 1272 | 1326            | 1386 | 1508 | 1639        |      |      |      |      |      |      |      |      |      |      |      |      |      |           |      |      |  |                     |  |  |
|   |  |   | <table border="1"> <thead> <tr> <th colspan="3">OVERALL DIMENSIONS</th> <th colspan="3">SEAT DIMENSIONS</th> <th colspan="3">BACK DIMENSIONS</th> </tr> <tr> <th>W</th> <th>D</th> <th>H</th> <th>W</th> <th>D</th> <th>H</th> <th>W</th> <th colspan="2">H</th> </tr> </thead> <tbody> <tr> <td>21.5</td> <td>22</td> <td>36</td> <td>18.5</td> <td>17.5</td> <td>16.5-21.5</td> <td>20.5</td> <td colspan="2">18.5</td> </tr> </tbody> </table> |      |           | OVERALL DIMENSIONS |      |      | SEAT DIMENSIONS |      |      | BACK DIMENSIONS |      |      | W           | D    | H    | W    | D    | H    | W    | H    |      | 21.5 | 22   | 36   | 18.5 | 17.5 | 16.5-21.5 | 20.5 | 18.5 |  | <p><b>RTA 2</b></p> |  |  |
|   |  |   | OVERALL DIMENSIONS  |      |           | SEAT DIMENSIONS    |      |      | BACK DIMENSIONS |      |      |                 |      |      |             |      |      |      |      |      |      |      |      |      |      |      |      |      |           |      |      |  |                     |  |  |
| W   | D  | H   | W   | D    | H         | W                  | H    |      |                 |      |      |                 |      |      |             |      |      |      |      |      |      |      |      |      |      |      |      |      |           |      |      |  |                     |  |  |
| 21.5  | 22   | 36  | 18.5  | 17.5 | 16.5-21.5 | 20.5               | 18.5 |      |                 |      |      |                 |      |      |             |      |      |      |      |      |      |      |      |      |      |      |      |      |           |      |      |  |                     |  |  |
|  <p><b>Task Stool w/Arms</b><br/>COM Yardage: 0.75<br/>Freight Class: 150<br/>Product Weight (lbs.): 44<br/>Cubic Feet Per Carton: 8.25</p>  |  <p><b>ADJUSTMENTS</b><br/>(2) Pneumatic seat height<br/>20" Diameter Chrome footrest</p> | <p>Upholstered seat/<br/>Polypropylene back</p> <p>Ergonomic Features:<br/>C, M</p> | <table border="1"> <tr> <td><b>6410</b></td> <td>1153</td> <td>1188</td> <td>1211</td> <td>1243</td> <td>1291</td> <td>1313</td> <td>1359</td> <td>1427</td> <td>1481</td> <td>1541</td> <td>1663</td> <td>1794</td> </tr> </table>   |      |           |                    |      |      |                 |      |      |                 |      |      | <b>6410</b> | 1153 | 1188 | 1211 | 1243 | 1291 | 1313 | 1359 | 1427 | 1481 | 1541 | 1663 | 1794 |      |           |      |      |  |                     |  |  |
|   |  |   | <b>6410</b>   | 1153 | 1188      | 1211               | 1243 | 1291 | 1313            | 1359 | 1427 | 1481            | 1541 | 1663 | 1794        |      |      |      |      |      |      |      |      |      |      |      |      |      |           |      |      |  |                     |  |  |
|   |  |   | <table border="1"> <thead> <tr> <th colspan="3">OVERALL DIMENSIONS</th> <th colspan="3">SEAT DIMENSIONS</th> <th colspan="3">BACK DIMENSIONS</th> </tr> <tr> <th>W</th> <th>D</th> <th>H</th> <th>W</th> <th>D</th> <th>H</th> <th>W</th> <th colspan="2">H</th> </tr> </thead> <tbody> <tr> <td>25</td> <td>22</td> <td>46</td> <td>18.5</td> <td>18</td> <td>24-34</td> <td>20.5</td> <td colspan="2">18.5</td> </tr> </tbody> </table>         |      |           | OVERALL DIMENSIONS |      |      | SEAT DIMENSIONS |      |      | BACK DIMENSIONS |      |      | W           | D    | H    | W    | D    | H    | W    | H    |      | 25   | 22   | 46   | 18.5 | 18   | 24-34     | 20.5 | 18.5 |  | <p><b>RTA 2</b></p> |  |  |
|   |  |   | OVERALL DIMENSIONS  |      |           | SEAT DIMENSIONS    |      |      | BACK DIMENSIONS |      |      |                 |      |      |             |      |      |      |      |      |      |      |      |      |      |      |      |      |           |      |      |  |                     |  |  |
| W   | D  | H   | W   | D    | H         | W                  | H    |      |                 |      |      |                 |      |      |             |      |      |      |      |      |      |      |      |      |      |      |      |      |           |      |      |  |                     |  |  |
| 25  | 22   | 46  | 18.5  | 18   | 24-34     | 20.5               | 18.5 |      |                 |      |      |                 |      |      |             |      |      |      |      |      |      |      |      |      |      |      |      |      |           |      |      |  |                     |  |  |

| DESCRIPTION  | FEATURES  | MODEL# | STANDARD TEXTILE GRADES   |          |          |                        |          |           |                        |          |      |      |      |      |
|--|---|--------|---------------------------|----------|----------|------------------------|----------|-----------|------------------------|----------|------|------|------|------|
|  |   |        | 1                         | 2        | 3        | 4                      | 5        | 6         | 7                      | 8        | 9    | 10   | 11   | 12   |
|  <p><b>Armless Task Stool</b><br/>COM Yardage: 0.75<br/>Freight Class: 150<br/>Product Weight (lbs.): 39<br/>Cubic Feet Per Carton: 8.25</p>                      |  <p><b>ADJUSTMENTS</b><br/>(2) Pneumatic seat height<br/>20" Diameter Chrome footrest</p>  | 6411   | 1056                      | 1090     | 1112     | 1145                   | 1193     | 1215      | 1261                   | 1329     | 1383 | 1443 | 1564 | 1696 |
|  |   |        | <b>OVERALL DIMENSIONS</b> |          |          | <b>SEAT DIMENSIONS</b> |          |           | <b>BACK DIMENSIONS</b> |          |      |      |      |      |
|  |   |        | <b>W</b>                  | <b>D</b> | <b>H</b> | <b>W</b>               | <b>D</b> | <b>H</b>  | <b>W</b>               | <b>H</b> |      |      |      |      |
|  |   |        | 25                        | 21.5     | 46       | 18.5                   | 17.5     | 24-34     | 20.5                   | 18.5     |      |      |      |      |
|  |   |        | <b>RTA 2</b>              |          |          |                        |          |           |                        |          |      |      |      |      |
|  <p><b>Task Stool w/Arms</b><br/>COM Yardage: 0.75<br/>Freight Class: 150<br/>Product Weight (lbs.): 46<br/>Cubic Feet Per Carton: 8.25</p>                       |  <p><b>ADJUSTMENTS</b><br/>(2) Pneumatic seat height<br/>20" Diameter Chrome footrest</p>  | 6412   | 1234                      | 1268     | 1292     | 1326                   | 1376     | 1393      | 1439                   | 1521     | 1558 | 1637 | 1741 | 1872 |
|  |   |        | <b>OVERALL DIMENSIONS</b> |          |          | <b>SEAT DIMENSIONS</b> |          |           | <b>BACK DIMENSIONS</b> |          |      |      |      |      |
|  |   |        | <b>W</b>                  | <b>D</b> | <b>H</b> | <b>W</b>               | <b>D</b> | <b>H</b>  | <b>W</b>               | <b>H</b> |      |      |      |      |
|  |   |        | 25                        | 22       | 46       | 18.5                   | 18       | 24-34     | 20.5                   | 18.5     |      |      |      |      |
|  |   |        | <b>RTA 2</b>              |          |          |                        |          |           |                        |          |      |      |      |      |
|  <p><b>Armless Task Stool</b><br/>COM Yardage: 0.75<br/>Freight Class: 150<br/>Product Weight (lbs.): 39<br/>Cubic Feet Per Carton: 8.25</p>                     |  <p><b>ADJUSTMENTS</b><br/>(2) Pneumatic seat height<br/>20" Diameter Chrome footrest</p> | 6413   | 1138                      | 1172     | 1194     | 1227                   | 1275     | 1297      | 1343                   | 1411     | 1465 | 1525 | 1646 | 1778 |
|  |   |        | <b>OVERALL DIMENSIONS</b> |          |          | <b>SEAT DIMENSIONS</b> |          |           | <b>BACK DIMENSIONS</b> |          |      |      |      |      |
|  |   |        | <b>W</b>                  | <b>D</b> | <b>H</b> | <b>W</b>               | <b>D</b> | <b>H</b>  | <b>W</b>               | <b>H</b> |      |      |      |      |
|  |   |        | 25                        | 21.5     | 46       | 18.5                   | 18       | 24-34     | 20.5                   | 18.5     |      |      |      |      |
|  |   |        | <b>RTA 2</b>              |          |          |                        |          |           |                        |          |      |      |      |      |
|  <p><b>Task Chair w/Arms and Pedestal Base</b><br/>COM Yardage: 0.75<br/>Freight Class: 150<br/>Product Weight (lbs.): 42<br/>Cubic Feet Per Carton: 8.25</p>   |  <p><b>ADJUSTMENTS</b><br/>(2) Pneumatic seat height</p>                                 | 6400PB | 1236                      | 1263     | 1284     | 1312                   | 1355     | 1374      | 1413                   | 1472     | 1518 | 1570 | 1677 | 1788 |
|  |   |        | <b>OVERALL DIMENSIONS</b> |          |          | <b>SEAT DIMENSIONS</b> |          |           | <b>BACK DIMENSIONS</b> |          |      |      |      |      |
|  |   |        | <b>W</b>                  | <b>D</b> | <b>H</b> | <b>W</b>               | <b>D</b> | <b>H</b>  | <b>W</b>               | <b>H</b> |      |      |      |      |
|  |   |        | 25                        | 22       | 34       | 18.5                   | 18       | 16.5-21.5 | 20.5                   | 18.5     |      |      |      |      |
|  |   |        | <b>RTA 2</b>              |          |          |                        |          |           |                        |          |      |      |      |      |
|  <p><b>Armless Task Chair with Pedestal Base</b><br/>COM Yardage: 0.75<br/>Freight Class: 150<br/>Product Weight (lbs.): 39<br/>Cubic Feet Per Carton: 6.75</p> |  <p><b>ADJUSTMENTS</b><br/>(2) Pneumatic seat height</p>                                 | 6401PB | 1139                      | 1165     | 1186     | 1214                   | 1257     | 1276      | 1314                   | 1374     | 1420 | 1472 | 1577 | 1690 |
|  |   |        | <b>OVERALL DIMENSIONS</b> |          |          | <b>SEAT DIMENSIONS</b> |          |           | <b>BACK DIMENSIONS</b> |          |      |      |      |      |
|  |   |        | <b>W</b>                  | <b>D</b> | <b>H</b> | <b>W</b>               | <b>D</b> | <b>H</b>  | <b>W</b>               | <b>H</b> |      |      |      |      |
|  |   |        | 21.5                      | 22       | 34       | 18.5                   | 18       | 16.5-21.5 | 20.5                   | 18.5     |      |      |      |      |
|  |   |        | <b>RTA 2</b>              |          |          |                        |          |           |                        |          |      |      |      |      |

| DESCRIPTION   | FEATURES   | MODEL#        | STANDARD TEXTILE GRADES   |          |          |                        |          |           |                        |          |      |      |      |      |
|---|--|---------------|---------------------------|----------|----------|------------------------|----------|-----------|------------------------|----------|------|------|------|------|
|   |  |               | 1                         | 2        | 3        | 4                      | 5        | 6         | 7                      | 8        | 9    | 10   | 11   | 12   |
|  <p><b>Task Chair w/Arms with Pedestal Base</b><br/>                     COM Yardage: 0.75<br/>                     Freight Class: 150<br/>                     Product Weight (lbs.): 44<br/>                     Cubic Feet Per Carton: 8.25</p> |  <p><b>ADJUSTMENTS</b><br/>                     (2) Pneumatic seat height</p> <p>Upholstered seat &amp; back</p> <p>Ergonomic Features:<br/>                     C, M</p> | <b>6402PB</b> | 1317                      | 1343     | 1364     | 1392                   | 1435     | 1454      | 1492                   | 1552     | 1598 | 1650 | 1755 | 1868 |
|   |  |               | <b>OVERALL DIMENSIONS</b> |          |          | <b>SEAT DIMENSIONS</b> |          |           | <b>BACK DIMENSIONS</b> |          |      |      |      |      |
|   |  |               | <b>W</b>                  | <b>D</b> | <b>H</b> | <b>W</b>               | <b>D</b> | <b>H</b>  | <b>W</b>               | <b>H</b> |      |      |      |      |
|   |  |               | 25                        | 22       | 34       | 18.5                   | 17.5     | 16.5-21.5 | 20.5                   | 18.5     |      |      |      |      |
|   |  |               | <b>RTA 2</b>              |          |          |                        |          |           |                        |          |      |      |      |      |
|  <p><b>Armless Task Chair</b><br/>                     COM Yardage: 0.75<br/>                     Freight Class: 125<br/>                     Product Weight (lbs.): 41<br/>                     Cubic Feet Per Carton: 6.75</p>                   |  <p><b>ADJUSTMENTS</b><br/>                     (2) Pneumatic seat height</p> <p>Upholstered seat &amp; back</p> <p>Ergonomic Features:<br/>                     C, M</p> | <b>6403PB</b> | 1230                      | 1256     | 1277     | 1306                   | 1348     | 1368      | 1407                   | 1466     | 1512 | 1564 | 1671 | 1783 |
|   |  |               | <b>OVERALL DIMENSIONS</b> |          |          | <b>SEAT DIMENSIONS</b> |          |           | <b>BACK DIMENSIONS</b> |          |      |      |      |      |
|   |  |               | <b>W</b>                  | <b>D</b> | <b>H</b> | <b>W</b>               | <b>D</b> | <b>H</b>  | <b>W</b>               | <b>H</b> |      |      |      |      |
|   |  |               | 21.5                      | 22       | 34       | 18.5                   | 17.5     | 16.5-21.5 | 20.5                   | 18.5     |      |      |      |      |
|   |  |               | <b>RTA 2</b>              |          |          |                        |          |           |                        |          |      |      |      |      |

OBUSFORME® COMFORT



model 1240-3



model 1241-3



**Memory Foam**  
Available, use code "MF" and Add \$117.



model 1261-3



STANDARD FEATURES

- ObusForme Comfort is recommended by chiropractors worldwide.
- Features a new elastomeric back support system that provides impressive, comfortable support with no pressure points along the spine.
- Height, width and depth adjustable (**G3**) arms with self-skinned urethane (SSU) arm pads. Armcaps articulate inwards 30°
- Five prong, injection molded, fiberglass reinforced nylon Black spider base with dual wheel carpet casters (**C65**).
- Standard seat foam is a dual cushion with a soft top layer and a firmly supportive lower layer.
- Sliding seat depth is standard on all synchro-tilter and multi-tilter models.
- Schukra™ depth adjustable lumbar support for personalized back support and comfort is standard on select models.
- Vari-Width (**WA**) width adjustable arm extensions
- are standard when chair is ordered with adjustable arms. Allows the arms to move away from the seat by 2" on each side to allow space if desired for broader hip widths.
- All models are shipped partially KD.
- Check textile availability prior to specifying upholstery material.

- "P" petite seat models have a seat that is 0.75" shallower and 1.5" narrower than the standard seat.
- Petite seats have the same list prices as standard models.

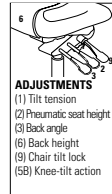
OPTIONAL FEATURES

- Optional Memory Foam (**MF**) seats are available. This slow release foam molds to your contour and evenly distributes body weight. Please specify. Add \$117.
- An optional Polished Aluminum base with scuff resistant tips is available. Please specify (**ALU**). Add \$167
- Please refer to the "Casters Selection" section of the price book for caster options. Optional casters may be priced higher than the standard casters for your chair and the difference will be charged. Lower priced optional casters will not be credited.
- Please refer to "Cylinder Selection" section of the price book for additional cylinder options.
- Please specify **C65R** for hard surface flooring. Add \$73
- For fully assembled in box, please **SU**. Add \$76.

DESCRIPTION FEATURES MODEL# STANDARD TEXTILE GRADES



**HB Knee - Tilter**  
COM Yardage: 2.25  
Freight Class: 125  
Product Weight (lbs.): 67  
Cubic Feet Per Carton: 11



**ADJUSTMENTS**  
(1) Tilt tension  
(2) Pneumatic seat height  
(3) Back angle  
(6) Back height  
(9) Chair tilt lock  
(5B) Knee-tilt action

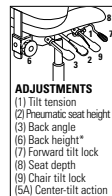
Ergonomic Features:  
A, B, C, D, E, G, H, J, M, N, Q, R, U

| MODEL#              | 1      | 2      | 3      | 4      | 5      | 6      | 7      | 8      | 9      | 10     | 11     | 12     |
|---------------------|--------|--------|--------|--------|--------|--------|--------|--------|--------|--------|--------|--------|
| 1240-2              | \$1447 | \$1539 | \$1609 | \$1713 | \$1863 | \$1918 | \$2049 | \$2299 | \$2417 | \$2648 | \$2964 | \$3355 |
| 1240P-2 Petite seat |        |        |        |        |        |        |        |        |        |        |        |        |

| OVERALL DIMENSIONS |    |      | SEAT DIMENSIONS |         |           | BACK DIMENSIONS |      |
|--------------------|----|------|-----------------|---------|-----------|-----------------|------|
| W                  | D  | H    | W               | D       | H         | W               | H    |
| 26                 | 25 | 48.5 | 21              | 17.5-20 | 16.5-20.5 | 19              | 27.5 |



**HB Multi - Tilter**  
COM Yardage: 2.25  
Freight Class: 125  
Product Weight (lbs.): 69  
Cubic Feet Per Carton: 11



**ADJUSTMENTS**  
(1) Tilt tension  
(2) Pneumatic seat height  
(3) Back angle  
(6) Back height\*  
(7) Forward tilt lock  
(8) Seat depth  
(9) Chair tilt lock  
(5A) Center-tilt action

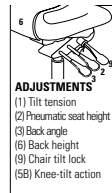
Ergonomic Features:  
A, B, C, D, E, F, G, H, M, N, Q, R, S, U

| MODEL#              | 1      | 2      | 3      | 4      | 5      | 6      | 7      | 8      | 9      | 10     | 11     | 12     |
|---------------------|--------|--------|--------|--------|--------|--------|--------|--------|--------|--------|--------|--------|
| 1240-3              | \$1236 | \$1328 | \$1398 | \$1502 | \$1652 | \$1707 | \$1838 | \$2088 | \$2206 | \$2437 | \$2753 | \$3144 |
| 1240P-3 Petite seat |        |        |        |        |        |        |        |        |        |        |        |        |

| OVERALL DIMENSIONS |    |    | SEAT DIMENSIONS |         |       | BACK DIMENSIONS |    |
|--------------------|----|----|-----------------|---------|-------|-----------------|----|
| W                  | D  | H  | W               | D       | H     | W               | H  |
| 26                 | 25 | 48 | 21              | 17.5-20 | 16-20 | 19              | 27 |



**MB Knee - Tilter**  
COM Yardage: 2  
Freight Class: 125  
Product Weight (lbs.): 67  
Cubic Feet Per Carton: 10.5




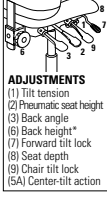






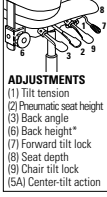


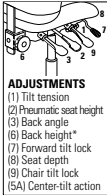

**ADJUSTMENTS**  
(1) Tilt tension  
(2) Pneumatic seat height  
(3) Back angle  
(6) Back height  
(9) Chair tilt lock  
(5B) Knee-tilt action

Ergonomic Features:  
A, B, C, D, E, G, H, J, M, N, Q, R, U

| MODEL# | 1      | 2      | 3      | 4      | 5      | 6      | 7      | 8      | 9      | 10     | 11     | 12     |
|--------|--------|--------|--------|--------|--------|--------|--------|--------|--------|--------|--------|--------|
| 1241-2 | \$1386 | \$1465 | \$1530 | \$1622 | \$1755 | \$1803 | \$1918 | \$2140 | \$2247 | \$2451 | \$2730 | \$3080 |

| OVERALL DIMENSIONS |    |      | SEAT DIMENSIONS |         |           | BACK DIMENSIONS |         |
|--------------------|----|------|-----------------|---------|-----------|-----------------|---------|
| W                  | D  | H    | W               | D       | H         | W               | H       |
| 26                 | 25 | 44.5 | 21              | 17.5-20 | 16.5-20.5 | 19.5            | 22-27.5 |



| DESCRIPTION   | FEATURES  | MODEL#        | STANDARD TEXTILE GRADES   |   |          |                        |          |          |                        |          |        |        |        |        |  |
|---|---|---------------|---------------------------|---|----------|------------------------|----------|----------|------------------------|----------|--------|--------|--------|--------|--|
|   |   |               | 1                         | 2   | 3        | 4                      | 5        | 6        | 7                      | 8        | 9      | 10     | 11     | 12     |  |
|  <p><b>MB Multi -Tilter</b><br/>COM Yardage: 2<br/>Freight Class: 125<br/>Product Weight (lbs.): 67<br/>Cubic Feet Per Carton: 10.5</p>              |  <p><b>ADJUSTMENTS</b><br/>(1) Tilt tension<br/>(2) Pneumatic seat height<br/>(3) Back angle<br/>(6) Back height*<br/>(7) Forward tilt lock<br/>(8) Seat depth<br/>(9) Chair tilt lock<br/>(SA) Center-tilt action</p>   | <b>1241-3</b> | \$1174                    | \$1253  | \$1318   | \$1410                 | \$1543   | \$1591   | \$1706                 | \$1928   | \$2035 | \$2239 | \$2518 | \$2868 |  |
|   |   |               | <b>OVERALL DIMENSIONS</b> |   |          | <b>SEAT DIMENSIONS</b> |          |          | <b>BACK DIMENSIONS</b> |          |        |        |        |        |  |
|   |   |               | <b>W</b>                  | <b>D</b>  | <b>H</b> | <b>W</b>               | <b>D</b> | <b>H</b> | <b>W</b>               | <b>H</b> |        |        |        |        |  |
|   |   |               | 26                        | 25  | 44       | 21                     | 17.5-20  | 16-20    | 19.5                   | 22       |        |        |        |        |  |
|   |   |               |                           |   |          |                        |          |          |                        |          |        |        |        |        |  |
|   | Ergonomic Features:<br>A, B, C, D, E, F, G, H, M, N, Q, R, S, U   |               | <b>RTA 2</b>              |    |          |                        |          |          |                        |          |        |        |        |        |  |
|  <p><b>Armchair - Sled Base</b><br/>COM Yardage: 1.75<br/>Freight Class: 250<br/>Product Weight (lbs.): 35<br/>Cubic Feet Per Carton: 10</p>         |   | <b>1246</b>   | \$756                     | \$825   | \$876    | \$952                  | \$1061   | \$1098   | \$1194                 | \$1373   | \$1462 | \$1630 | \$1858 | \$2142 |  |
|   |   |               | <b>OVERALL DIMENSIONS</b> |   |          | <b>SEAT DIMENSIONS</b> |          |          | <b>BACK DIMENSIONS</b> |          |        |        |        |        |  |
|   |   |               | <b>W</b>                  | <b>D</b>  | <b>H</b> | <b>W</b>               | <b>D</b> | <b>H</b> | <b>W</b>               | <b>H</b> |        |        |        |        |  |
|   |   |               | 21                        | 24  | 38       | 21                     | 18       | 18       | 20                     | 20.5     |        |        |        |        |  |
|   |   |               |                           |   |          |                        |          |          |                        |          |        |        |        |        |  |
|   | Ergonomic Features:<br>M, N   |               | <b>RTA 2</b>              |    |          |                        |          |          |                        |          |        |        |        |        |  |
|  <p><b>Armchair - Sled Base</b><br/>COM Yardage: 1.75<br/>Freight Class: 250<br/>Product Weight (lbs.): 40<br/>Cubic Feet Per Carton: 13</p>        |   | <b>1247</b>   | \$995                     | \$1064  | \$1115   | \$1192                 | \$1300   | \$1338   | \$1433                 | \$1614   | \$1701 | \$1870 | \$2098 | \$2379 |  |
|   |   |               | <b>OVERALL DIMENSIONS</b> |   |          | <b>SEAT DIMENSIONS</b> |          |          | <b>BACK DIMENSIONS</b> |          |        |        |        |        |  |
|   |   |               | <b>W</b>                  | <b>D</b>  | <b>H</b> | <b>W</b>               | <b>D</b> | <b>H</b> | <b>W</b>               | <b>H</b> |        |        |        |        |  |
|   |   |               | 26.5                      | 24  | 38       | 21                     | 18       | 18       | 20                     | 20.5     |        |        |        |        |  |
|   |   |               |                           |   |          |                        |          |          |                        |          |        |        |        |        |  |
|   | Ergonomic Features:<br>M, N   |               | <b>RTA 2</b>              |  |          |                        |          |          |                        |          |        |        |        |        |  |
|  <p><b>HB Multi -Tilter w/Schukra</b><br/>COM Yardage: 2.25<br/>Freight Class: 125<br/>Product Weight (lbs.): 69<br/>Cubic Feet Per Carton: 11</p> |  <p><b>ADJUSTMENTS</b><br/>(1) Tilt tension<br/>(2) Pneumatic seat height<br/>(3) Back angle<br/>(6) Back height*<br/>(7) Forward tilt lock<br/>(8) Seat depth<br/>(9) Chair tilt lock<br/>(SA) Center-tilt action</p> | <b>1260-3</b> | \$1399                    | \$1491  | \$1561   | \$1665                 | \$1815   | \$1870   | \$2001                 | \$2251   | \$2369 | \$2600 | \$2916 | \$3307 |  |
|   |   |               | <b>OVERALL DIMENSIONS</b> |   |          | <b>SEAT DIMENSIONS</b> |          |          | <b>BACK DIMENSIONS</b> |          |        |        |        |        |  |
|   |   |               | <b>W</b>                  | <b>D</b>  | <b>H</b> | <b>W</b>               | <b>D</b> | <b>H</b> | <b>W</b>               | <b>H</b> |        |        |        |        |  |
|   |   |               | 26                        | 25  | 48       | 21                     | 17.5-20  | 16-20    | 19.5                   | 27-32.25 |        |        |        |        |  |
|   |   |               |                           |   |          |                        |          |          |                        |          |        |        |        |        |  |
|   | Ergonomic Features:<br>A, B, C, D, E, F, G, H, M, N, Q, R, S, U, V  |               | <b>RTA 2</b>              |  |          |                        |          |          |                        |          |        |        |        |        |  |
|  <p><b>MB Multi -Tilter w/Schukra</b><br/>COM Yardage: 2<br/>Freight Class: 125<br/>Product Weight (lbs.): 67<br/>Cubic Feet Per Carton: 10.5</p>  |  <p><b>ADJUSTMENTS</b><br/>(1) Tilt tension<br/>(2) Pneumatic seat height<br/>(3) Back angle<br/>(6) Back height*<br/>(7) Forward tilt lock<br/>(8) Seat depth<br/>(9) Chair tilt lock<br/>(SA) Center-tilt action</p> | <b>1261-3</b> | \$1339                    | \$1422  | \$1484   | \$1577                 | \$1710   | \$1756   | \$1873                 | \$2094   | \$2201 | \$2408 | \$2686 | \$3035 |  |
|   |   |               | <b>OVERALL DIMENSIONS</b> |   |          | <b>SEAT DIMENSIONS</b> |          |          | <b>BACK DIMENSIONS</b> |          |        |        |        |        |  |
|   |   |               | <b>W</b>                  | <b>D</b>  | <b>H</b> | <b>W</b>               | <b>D</b> | <b>H</b> | <b>W</b>               | <b>H</b> |        |        |        |        |  |
|   |   |               | 26                        | 25  | 44       | 21                     | 17.5-20  | 16-20    | 19.5                   | 22       |        |        |        |        |  |
|   |   |               |                           |   |          |                        |          |          |                        |          |        |        |        |        |  |
|   | Ergonomic Features:<br>A, B, C, D, E, F, G, H, M, N, Q  |               | <b>RTA 2</b>              |  |          |                        |          |          |                        |          |        |        |        |        |  |



OBUSFORME® COMFORT XL



model 1251-0



model 1252-8




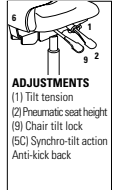

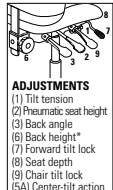

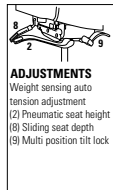
**Memory Foam**  
Available, use code "MF" and Add \$117


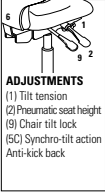

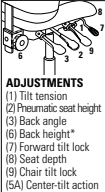

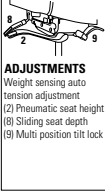

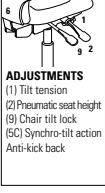

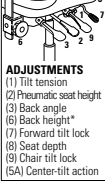
STANDARD FEATURES


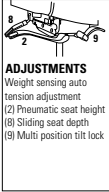

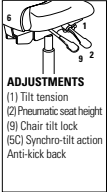

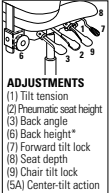

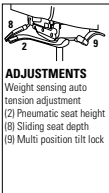

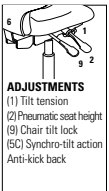
- ObusForme Comfort XL is the newest Addition to the ObusForme family and is recommended by chiropractors worldwide.
- All models provided Additional height and/or seat depth, design to meet the requirements of the large occupant chair.
- Features a elastomeric back support system that provides impressive comfortable support with no pressure points along the spine, with a compound curved back and seat.
- Standard seat foam is extra thick dual cushion with a soft top layer and a firmly supportive lower layer.
- Standard with height and width adjustable forward swept arms with "sliding armcaps" (G3).
- Standard with Global's high quality Soft Descent™ Pneumatic lift which slowly and gently lowers the seat height of the chair making it easy to obtain exactly the right seat height you desire.
- Vari - Width Adapter Plate (WA) is standard. Allows each arm to move outward an Additional 2" (for a total of 4" extra seat width) and locks with the use of an easy to maneuver lever.
- Check textile availability prior to specifying upholstery material.
- Sliding seat depth is standard on all models.
- Vertical back height ratchet adjustment of 5 1/4", standard on all models.
- Standard five-legged, injection moulded, fiberglass reinforced nylon black spider base.
- C65 dual wheel carpet casters are standard.
- All models are rated for 400lbs.
- All models ship fully assembled in the box.


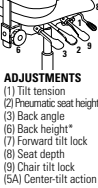

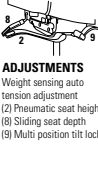

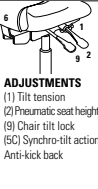

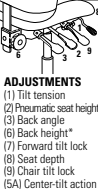

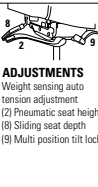
OPTIONAL FEATURES

- Please specify C65R for hard surface flooring. Add \$73.

| DESCRIPTION  | FEATURES  | MODEL#                    | STANDARD TEXTILE GRADES |          |                        |          |          |                        |          |      |      |      |      |      |  |
|--|---|---------------------------|-------------------------|----------|------------------------|----------|----------|------------------------|----------|------|------|------|------|------|--|
|  |   |                           | 1                       | 2        | 3                      | 4        | 5        | 6                      | 7        | 8    | 9    | 10   | 11   | 12   |  |
|  <p><b>Extended Back Synchro - Tilter w/ Back Angle Adj.</b><br/>COM Yardage: 2.75<br/>Freight Class: 250<br/>Product Weight (lbs.): 69<br/>Cubic Feet Per Carton: 24.25</p> |  <p><b>ADJUSTMENTS</b><br/>(1) Tilt tension<br/>(2) Pneumatic seat height<br/>(9) Chair tilt lock<br/>(5C) Synchro-tilt action<br/>Anti-kick back</p>   | 1251-0                    | 1892                    | 1992     | 2067                   | 2182     | 2345     | 2402                   | 2544     | 2815 | 2945 | 3195 | 3539 | 3965 |  |
|  |   | <b>OVERALL DIMENSIONS</b> |                         |          | <b>SEAT DIMENSIONS</b> |          |          | <b>BACK DIMENSIONS</b> |          |      |      |      |      |      |  |
|  |   | <b>W</b>                  | <b>D</b>                | <b>H</b> | <b>W</b>               | <b>D</b> | <b>H</b> | <b>W</b>               | <b>H</b> |      |      |      |      |      |  |
|  |   | 28                        | 26                      | 53       | 23.5                   | 19-21.5  | 17-21    | 22                     | 31-36.25 |      |      |      |      |      |  |
|  |   |                           | <b>RTA 00</b>           |          |                        |          |          |                        |          |      |      |      |      |      |  |
|  <p><b>Extended Back Multi - Tilter</b><br/>COM Yardage: 2.75<br/>Freight Class: 250<br/>Product Weight (lbs.): 71<br/>Cubic Feet Per Carton: 24.25</p>                     |  <p><b>ADJUSTMENTS</b><br/>(1) Tilt tension<br/>(2) Pneumatic seat height<br/>(3) Back angle<br/>(6) Back height*<br/>(7) Forward tilt lock<br/>(8) Seat depth<br/>(9) Chair tilt lock<br/>(5A) Center-tilt action</p> | 1251-3                    | 1892                    | 1992     | 2067                   | 2182     | 2345     | 2402                   | 2544     | 2815 | 2945 | 3195 | 3539 | 3965 |  |
|  |   | <b>OVERALL DIMENSIONS</b> |                         |          | <b>SEAT DIMENSIONS</b> |          |          | <b>BACK DIMENSIONS</b> |          |      |      |      |      |      |  |
|  |   | <b>W</b>                  | <b>D</b>                | <b>H</b> | <b>W</b>               | <b>D</b> | <b>H</b> | <b>W</b>               | <b>H</b> |      |      |      |      |      |  |
|  |   | 28                        | 26                      | 53       | 23.5                   | 19-21.5  | 17-21    | 22                     | 31-36.25 |      |      |      |      |      |  |
|  |   |                           | <b>RTA 00</b>           |          |                        |          |          |                        |          |      |      |      |      |      |  |
|  <p><b>Extended Back Weight Sensing Synchro - Tilter</b><br/>COM Yardage: 2.75<br/>Freight Class: 250<br/>Product Weight (lbs.): 66<br/>Cubic Feet Per Carton: 24.25</p>    |  <p><b>ADJUSTMENTS</b><br/>Weight sensing auto tension adjustment<br/>(2) Pneumatic seat height<br/>(8) Sliding seat depth<br/>(9) Multi position tilt lock</p>  | 1251-8                    | 1892                    | 1992     | 2067                   | 2182     | 2345     | 2402                   | 2544     | 2815 | 2945 | 3195 | 3539 | 3965 |  |
|  |   | <b>OVERALL DIMENSIONS</b> |                         |          | <b>SEAT DIMENSIONS</b> |          |          | <b>BACK DIMENSIONS</b> |          |      |      |      |      |      |  |
|  |   | <b>W</b>                  | <b>D</b>                | <b>H</b> | <b>W</b>               | <b>D</b> | <b>H</b> | <b>W</b>               | <b>H</b> |      |      |      |      |      |  |
|  |   | 28                        | 26                      | 53       | 23.5                   | 19-21.5  | 17-21    | 22                     | 31-36.25 |      |      |      |      |      |  |
|  |   |                           | <b>RTA 00</b>           |          |                        |          |          |                        |          |      |      |      |      |      |  |

| DESCRIPTION  | FEATURES  | MODEL# | STANDARD TEXTILE GRADES   |          |          |                        |          |          |                        |            |      |      |      |      |
|--|---|--------|---------------------------|----------|----------|------------------------|----------|----------|------------------------|------------|------|------|------|------|
|  |   |        | 1                         | 2        | 3        | 4                      | 5        | 6        | 7                      | 8          | 9    | 10   | 11   | 12   |
|  <p><b>High Back Synchro - Tilter w/ Back Angle Adj.</b><br/>COM Yardage: 2.50<br/>Freight Class: 250<br/>Product Weight (lbs.): 65<br/>Cubic Feet Per Carton: 22.25</p>  |  <p><b>ADJUSTMENTS</b><br/>(1) Tilt tension<br/>(2) Pneumatic seat height<br/>(9) Chair tilt lock<br/>(5C) Synchro-tilt action<br/>Anti-kick back</p>  | 1252-0 | 1808                      | 1898     | 1968     | 2072                   | 2220     | 2272     | 2401                   | 2647       | 2768 | 2995 | 3306 | 3693 |
|  |   |        | <b>OVERALL DIMENSIONS</b> |          |          | <b>SEAT DIMENSIONS</b> |          |          | <b>BACK DIMENSIONS</b> |            |      |      |      |      |
|  |   |        | <b>W</b>                  | <b>D</b> | <b>H</b> | <b>W</b>               | <b>D</b> | <b>H</b> | <b>W</b>               | <b>H</b>   |      |      |      |      |
|  |   |        | 28                        | 26       | 48.5     | 23.5                   | 19-21.5  | 17-21    | 22                     | 26.5-31.75 |      |      |      |      |
|  |   |        | <b>RTA 00</b>             |          |          |                        |          |          |                        |            |      |      |      |      |
|  <p><b>High Back Multi - Tilter</b><br/>COM Yardage: 2.50<br/>Freight Class: 250<br/>Product Weight (lbs.): 67<br/>Cubic Feet Per Carton: 22.25</p>                       |  <p><b>ADJUSTMENTS</b><br/>(1) Tilt tension<br/>(2) Pneumatic seat height<br/>(3) Back angle<br/>(6) Back height*<br/>(7) Forward tilt lock<br/>(8) Seat depth<br/>(9) Chair tilt lock<br/>(5A) Center-tilt action</p>   | 1252-3 | 1808                      | 1898     | 1968     | 2072                   | 2220     | 2272     | 2401                   | 2647       | 2768 | 2995 | 3306 | 3693 |
|  |   |        | <b>OVERALL DIMENSIONS</b> |          |          | <b>SEAT DIMENSIONS</b> |          |          | <b>BACK DIMENSIONS</b> |            |      |      |      |      |
|  |   |        | <b>W</b>                  | <b>D</b> | <b>H</b> | <b>W</b>               | <b>D</b> | <b>H</b> | <b>W</b>               | <b>H</b>   |      |      |      |      |
|  |   |        | 28                        | 26       | 48.5     | 23.5                   | 19-21.5  | 17-21    | 22                     | 26.5-31.75 |      |      |      |      |
|  |   |        | <b>RTA 00</b>             |          |          |                        |          |          |                        |            |      |      |      |      |
|  <p><b>High Back Weight Sensing Synchro - Tilter</b><br/>COM Yardage: 2.50<br/>Freight Class: 250<br/>Product Weight (lbs.): 62<br/>Cubic Feet Per Carton: 22.25</p>     |  <p><b>ADJUSTMENTS</b><br/>Weight sensing auto tension adjustment<br/>(2) Pneumatic seat height<br/>(8) Sliding seat depth<br/>(9) Multi position tilt lock</p>   | 1252-8 | 1808                      | 1898     | 1968     | 2072                   | 2220     | 2272     | 2401                   | 2647       | 2768 | 2995 | 3306 | 3693 |
|  |   |        | <b>OVERALL DIMENSIONS</b> |          |          | <b>SEAT DIMENSIONS</b> |          |          | <b>BACK DIMENSIONS</b> |            |      |      |      |      |
|  |   |        | <b>W</b>                  | <b>D</b> | <b>H</b> | <b>W</b>               | <b>D</b> | <b>H</b> | <b>W</b>               | <b>H</b>   |      |      |      |      |
|  |   |        | 28                        | 26       | 48.5     | 23.5                   | 19-21.5  | 17-21    | 22                     | 26.5-31.75 |      |      |      |      |
|  |   |        | <b>RTA 00</b>             |          |          |                        |          |          |                        |            |      |      |      |      |
|  <p><b>Mid Back Synchro - Tilter w/ Back Angle Adj.</b><br/>COM Yardage: 1.75<br/>Freight Class: 150<br/>Product Weight (lbs.): 46<br/>Cubic Feet Per Carton: 10.50</p> |  <p><b>ADJUSTMENTS</b><br/>(1) Tilt tension<br/>(2) Pneumatic seat height<br/>(9) Chair tilt lock<br/>(5C) Synchro-tilt action<br/>Anti-kick back</p>  | 1253-0 | 1726                      | 1816     | 1886     | 1990                   | 2138     | 2190     | 2319                   | 2565       | 2686 | 2913 | 3224 | 3611 |
|  |   |        | <b>OVERALL DIMENSIONS</b> |          |          | <b>SEAT DIMENSIONS</b> |          |          | <b>BACK DIMENSIONS</b> |            |      |      |      |      |
|  |   |        | <b>W</b>                  | <b>D</b> | <b>H</b> | <b>W</b>               | <b>D</b> | <b>H</b> | <b>W</b>               | <b>H</b>   |      |      |      |      |
|  |   |        | 28                        | 26       | 44.5     | 23.5                   | 19-21.5  | 17-21    | 22                     | 22-27.25   |      |      |      |      |
|  |   |        | <b>RTA 00</b>             |          |          |                        |          |          |                        |            |      |      |      |      |
|  <p><b>Mid Back Multi - Tilter</b><br/>COM Yardage: 1.75<br/>Freight Class: 150<br/>Product Weight (lbs.): 41<br/>Cubic Feet Per Carton: 10.50</p>                      |  <p><b>ADJUSTMENTS</b><br/>(1) Tilt tension<br/>(2) Pneumatic seat height<br/>(3) Back angle<br/>(6) Back height*<br/>(7) Forward tilt lock<br/>(8) Seat depth<br/>(9) Chair tilt lock<br/>(5A) Center-tilt action</p> | 1253-3 | 1726                      | 1816     | 1886     | 1990                   | 2138     | 2190     | 2319                   | 2565       | 2686 | 2913 | 3224 | 3611 |
|  |   |        | <b>OVERALL DIMENSIONS</b> |          |          | <b>SEAT DIMENSIONS</b> |          |          | <b>BACK DIMENSIONS</b> |            |      |      |      |      |
|  |   |        | <b>W</b>                  | <b>D</b> | <b>H</b> | <b>W</b>               | <b>D</b> | <b>H</b> | <b>W</b>               | <b>H</b>   |      |      |      |      |
|  |   |        | 28                        | 26       | 44.5     | 23.5                   | 19-21.5  | 17-21    | 22                     | 22-27.25   |      |      |      |      |
|  |   |        | <b>RTA 00</b>             |          |          |                        |          |          |                        |            |      |      |      |      |

| DESCRIPTION   | FEATURES   | MODEL#  | STANDARD TEXTILE GRADES  |         |       |                    |            |      |                 |      |      |                 |      |      |        |      |      |      |      |      |      |      |      |      |      |      |      |         |       |    |            |  |               |  |  |
|---|--|---|--|---------|-------|--------------------|------------|------|-----------------|------|------|-----------------|------|------|--------|------|------|------|------|------|------|------|------|------|------|------|------|---------|-------|----|------------|--|---------------|--|--|
|   |  |   | 1  | 2       | 3     | 4                  | 5          | 6    | 7               | 8    | 9    | 10              | 11   | 12   |        |      |      |      |      |      |      |      |      |      |      |      |      |         |       |    |            |  |               |  |  |
|  <p><b>Mid Back Weight Sensing Synchro - Tilter</b><br/>COM Yardage: 1.75<br/>Freight Class: 150<br/>Product Weight (lbs.): 35<br/>Cubic Feet Per Carton: 10</p>           |  <p><b>ADJUSTMENTS</b><br/>Weight sensing auto tension adjustment<br/>(2) Pneumatic seat height<br/>(8) Sliding seat depth<br/>(9) Multi position tilt lock</p>   | <p>Mid/Wide Back.<br/>Wide/Deep Seat.</p> <p>Ergonomic Features:<br/>A, B, C, D, E, H, L, M, N, Q, R, U</p>             | <table border="1"> <tr> <td>1253-8</td> <td>1726</td> <td>1816</td> <td>1886</td> <td>1990</td> <td>2138</td> <td>2190</td> <td>2319</td> <td>2565</td> <td>2686</td> <td>2913</td> <td>3224</td> <td>3611</td> </tr> </table>   |         |       |                    |            |      |                 |      |      |                 |      |      | 1253-8 | 1726 | 1816 | 1886 | 1990 | 2138 | 2190 | 2319 | 2565 | 2686 | 2913 | 3224 | 3611 |         |       |    |            |  |               |  |  |
|   |  |   | 1253-8   | 1726    | 1816  | 1886               | 1990       | 2138 | 2190            | 2319 | 2565 | 2686            | 2913 | 3224 | 3611   |      |      |      |      |      |      |      |      |      |      |      |      |         |       |    |            |  |               |  |  |
|   |  |   | <table border="1"> <thead> <tr> <th colspan="3">OVERALL DIMENSIONS</th> <th colspan="3">SEAT DIMENSIONS</th> <th colspan="3">BACK DIMENSIONS</th> </tr> <tr> <th>W</th> <th>D</th> <th>H</th> <th>W</th> <th>D</th> <th>H</th> <th>W</th> <th colspan="2">H</th> </tr> </thead> <tbody> <tr> <td>28</td> <td>26</td> <td>44.5</td> <td>23.5</td> <td>19-21.5</td> <td>17-21</td> <td>22</td> <td colspan="2">22-27.25</td> </tr> </tbody> </table>   |         |       | OVERALL DIMENSIONS |            |      | SEAT DIMENSIONS |      |      | BACK DIMENSIONS |      |      | W      | D    | H    | W    | D    | H    | W    | H    |      | 28   | 26   | 44.5 | 23.5 | 19-21.5 | 17-21 | 22 | 22-27.25   |  | <p>RTA 00</p> |  |  |
|   |  |   | OVERALL DIMENSIONS   |         |       | SEAT DIMENSIONS    |            |      | BACK DIMENSIONS |      |      |                 |      |      |        |      |      |      |      |      |      |      |      |      |      |      |      |         |       |    |            |  |               |  |  |
| W   | D  | H   | W  | D       | H     | W                  | H          |      |                 |      |      |                 |      |      |        |      |      |      |      |      |      |      |      |      |      |      |      |         |       |    |            |  |               |  |  |
| 28  | 26   | 44.5  | 23.5   | 19-21.5 | 17-21 | 22                 | 22-27.25   |      |                 |      |      |                 |      |      |        |      |      |      |      |      |      |      |      |      |      |      |      |         |       |    |            |  |               |  |  |
|  <p><b>Extended Back Synchro - Tilter w/ Back Angle Adj.</b><br/>COM Yardage: 1.75<br/>Freight Class: 250<br/>Product Weight (lbs.): 40<br/>Cubic Feet Per Carton: 10</p>  |  <p><b>ADJUSTMENTS</b><br/>(1) Tilt tension<br/>(2) Pneumatic seat height<br/>(9) Chair tilt lock<br/>(5C) Synchro-tilt action<br/>Anti-kick back</p>   | <p>Extra Tall/Wide Back.<br/>Standard Seat.</p> <p>Ergonomic Features:<br/>A, B, C, D, E, G, H, L, M, N, Q, R, U</p>    | <table border="1"> <tr> <td>1254-0</td> <td>1808</td> <td>1908</td> <td>1983</td> <td>2100</td> <td>2261</td> <td>2318</td> <td>2461</td> <td>2731</td> <td>2861</td> <td>3111</td> <td>3455</td> <td>3881</td> </tr> </table>   |         |       |                    |            |      |                 |      |      |                 |      |      | 1254-0 | 1808 | 1908 | 1983 | 2100 | 2261 | 2318 | 2461 | 2731 | 2861 | 3111 | 3455 | 3881 |         |       |    |            |  |               |  |  |
|   |  |   | 1254-0   | 1808    | 1908  | 1983               | 2100       | 2261 | 2318            | 2461 | 2731 | 2861            | 3111 | 3455 | 3881   |      |      |      |      |      |      |      |      |      |      |      |      |         |       |    |            |  |               |  |  |
|   |  |   | <table border="1"> <thead> <tr> <th colspan="3">OVERALL DIMENSIONS</th> <th colspan="3">SEAT DIMENSIONS</th> <th colspan="3">BACK DIMENSIONS</th> </tr> <tr> <th>W</th> <th>D</th> <th>H</th> <th>W</th> <th>D</th> <th>H</th> <th>W</th> <th colspan="2">H</th> </tr> </thead> <tbody> <tr> <td>28</td> <td>24.5</td> <td>53</td> <td>23.5</td> <td>17-19.5</td> <td>17-21</td> <td>22</td> <td colspan="2">31-36.25</td> </tr> </tbody> </table>   |         |       | OVERALL DIMENSIONS |            |      | SEAT DIMENSIONS |      |      | BACK DIMENSIONS |      |      | W      | D    | H    | W    | D    | H    | W    | H    |      | 28   | 24.5 | 53   | 23.5 | 17-19.5 | 17-21 | 22 | 31-36.25   |  | <p>RTA 00</p> |  |  |
|   |  |   | OVERALL DIMENSIONS   |         |       | SEAT DIMENSIONS    |            |      | BACK DIMENSIONS |      |      |                 |      |      |        |      |      |      |      |      |      |      |      |      |      |      |      |         |       |    |            |  |               |  |  |
| W   | D  | H   | W  | D       | H     | W                  | H          |      |                 |      |      |                 |      |      |        |      |      |      |      |      |      |      |      |      |      |      |      |         |       |    |            |  |               |  |  |
| 28  | 24.5   | 53  | 23.5   | 17-19.5 | 17-21 | 22                 | 31-36.25   |      |                 |      |      |                 |      |      |        |      |      |      |      |      |      |      |      |      |      |      |      |         |       |    |            |  |               |  |  |
|  <p><b>Extended Back Multi - Tilter</b><br/>COM Yardage: 1.75<br/>Freight Class: 250<br/>Product Weight (lbs.): 49<br/>Cubic Feet Per Carton: 10.50</p>                   |  <p><b>ADJUSTMENTS</b><br/>(1) Tilt tension<br/>(2) Pneumatic seat height<br/>(3) Back angle<br/>(6) Back height*<br/>(7) Forward tilt lock<br/>(8) Seat depth<br/>(9) Chair tilt lock<br/>(5A) Center-tilt action</p> | <p>Extra Tall/Wide Back.<br/>Standard Seat.</p> <p>Ergonomic Features:<br/>A, B, C, D, E, F, G, H, M, N, Q, R, S, U</p> | <table border="1"> <tr> <td>1254-3</td> <td>1808</td> <td>1908</td> <td>1983</td> <td>2100</td> <td>2261</td> <td>2318</td> <td>2461</td> <td>2731</td> <td>2861</td> <td>3111</td> <td>3455</td> <td>3881</td> </tr> </table>   |         |       |                    |            |      |                 |      |      |                 |      |      | 1254-3 | 1808 | 1908 | 1983 | 2100 | 2261 | 2318 | 2461 | 2731 | 2861 | 3111 | 3455 | 3881 |         |       |    |            |  |               |  |  |
|   |  |   | 1254-3   | 1808    | 1908  | 1983               | 2100       | 2261 | 2318            | 2461 | 2731 | 2861            | 3111 | 3455 | 3881   |      |      |      |      |      |      |      |      |      |      |      |      |         |       |    |            |  |               |  |  |
|   |  |   | <table border="1"> <thead> <tr> <th colspan="3">OVERALL DIMENSIONS</th> <th colspan="3">SEAT DIMENSIONS</th> <th colspan="3">BACK DIMENSIONS</th> </tr> <tr> <th>W</th> <th>D</th> <th>H</th> <th>W</th> <th>D</th> <th>H</th> <th>W</th> <th colspan="2">H</th> </tr> </thead> <tbody> <tr> <td>28</td> <td>24.5</td> <td>53</td> <td>23.5</td> <td>17-19.5</td> <td>17-21</td> <td>22</td> <td colspan="2">31-36.25</td> </tr> </tbody> </table>   |         |       | OVERALL DIMENSIONS |            |      | SEAT DIMENSIONS |      |      | BACK DIMENSIONS |      |      | W      | D    | H    | W    | D    | H    | W    | H    |      | 28   | 24.5 | 53   | 23.5 | 17-19.5 | 17-21 | 22 | 31-36.25   |  | <p>RTA 00</p> |  |  |
|   |  |   | OVERALL DIMENSIONS   |         |       | SEAT DIMENSIONS    |            |      | BACK DIMENSIONS |      |      |                 |      |      |        |      |      |      |      |      |      |      |      |      |      |      |      |         |       |    |            |  |               |  |  |
| W   | D  | H   | W  | D       | H     | W                  | H          |      |                 |      |      |                 |      |      |        |      |      |      |      |      |      |      |      |      |      |      |      |         |       |    |            |  |               |  |  |
| 28  | 24.5   | 53  | 23.5   | 17-19.5 | 17-21 | 22                 | 31-36.25   |      |                 |      |      |                 |      |      |        |      |      |      |      |      |      |      |      |      |      |      |      |         |       |    |            |  |               |  |  |
|  <p><b>Extended Back Weight Sensing Synchro - Tilter</b><br/>COM Yardage: 1.75<br/>Freight Class: 250<br/>Product Weight (lbs.): 54<br/>Cubic Feet Per Carton: 10.50</p> |  <p><b>ADJUSTMENTS</b><br/>Weight sensing auto tension adjustment<br/>(2) Pneumatic seat height<br/>(8) Sliding seat depth<br/>(9) Multi position tilt lock</p>   | <p>Extra Tall/Wide Back.<br/>Standard Seat.</p> <p>Ergonomic Features:<br/>A, B, C, D, E, H, L, M, N, Q, R, U</p>       | <table border="1"> <tr> <td>1254-8</td> <td>1808</td> <td>1908</td> <td>1983</td> <td>2100</td> <td>2261</td> <td>2318</td> <td>2461</td> <td>2731</td> <td>2861</td> <td>3111</td> <td>3455</td> <td>3881</td> </tr> </table>   |         |       |                    |            |      |                 |      |      |                 |      |      | 1254-8 | 1808 | 1908 | 1983 | 2100 | 2261 | 2318 | 2461 | 2731 | 2861 | 3111 | 3455 | 3881 |         |       |    |            |  |               |  |  |
|   |  |   | 1254-8   | 1808    | 1908  | 1983               | 2100       | 2261 | 2318            | 2461 | 2731 | 2861            | 3111 | 3455 | 3881   |      |      |      |      |      |      |      |      |      |      |      |      |         |       |    |            |  |               |  |  |
|   |  |   | <table border="1"> <thead> <tr> <th colspan="3">OVERALL DIMENSIONS</th> <th colspan="3">SEAT DIMENSIONS</th> <th colspan="3">BACK DIMENSIONS</th> </tr> <tr> <th>W</th> <th>D</th> <th>H</th> <th>W</th> <th>D</th> <th>H</th> <th>W</th> <th colspan="2">H</th> </tr> </thead> <tbody> <tr> <td>28</td> <td>24.5</td> <td>53</td> <td>23.5</td> <td>17-19.5</td> <td>17-21</td> <td>22</td> <td colspan="2">31-36.25</td> </tr> </tbody> </table>   |         |       | OVERALL DIMENSIONS |            |      | SEAT DIMENSIONS |      |      | BACK DIMENSIONS |      |      | W      | D    | H    | W    | D    | H    | W    | H    |      | 28   | 24.5 | 53   | 23.5 | 17-19.5 | 17-21 | 22 | 31-36.25   |  | <p>RTA 00</p> |  |  |
|   |  |   | OVERALL DIMENSIONS   |         |       | SEAT DIMENSIONS    |            |      | BACK DIMENSIONS |      |      |                 |      |      |        |      |      |      |      |      |      |      |      |      |      |      |      |         |       |    |            |  |               |  |  |
| W   | D  | H   | W  | D       | H     | W                  | H          |      |                 |      |      |                 |      |      |        |      |      |      |      |      |      |      |      |      |      |      |      |         |       |    |            |  |               |  |  |
| 28  | 24.5   | 53  | 23.5   | 17-19.5 | 17-21 | 22                 | 31-36.25   |      |                 |      |      |                 |      |      |        |      |      |      |      |      |      |      |      |      |      |      |      |         |       |    |            |  |               |  |  |
|  <p><b>High Back Synchro - Tilter w/ Back Angle Adj.</b><br/>COM Yardage: 2.25<br/>Freight Class: 250<br/>Product Weight (lbs.): 67<br/>Cubic Feet Per Carton: 11</p>    |  <p><b>ADJUSTMENTS</b><br/>(1) Tilt tension<br/>(2) Pneumatic seat height<br/>(9) Chair tilt lock<br/>(5C) Synchro-tilt action<br/>Anti-kick back</p>   | <p>High/Wide Back.<br/>Standard Seat.</p> <p>Ergonomic Features:<br/>A, B, C, D, E, G, H, L, M, N, Q, R, U</p>          | <table border="1"> <tr> <td>1255-0</td> <td>1726</td> <td>1816</td> <td>1886</td> <td>1990</td> <td>2138</td> <td>2190</td> <td>2319</td> <td>2565</td> <td>2686</td> <td>2913</td> <td>3224</td> <td>3611</td> </tr> </table>   |         |       |                    |            |      |                 |      |      |                 |      |      | 1255-0 | 1726 | 1816 | 1886 | 1990 | 2138 | 2190 | 2319 | 2565 | 2686 | 2913 | 3224 | 3611 |         |       |    |            |  |               |  |  |
|   |  |   | 1255-0   | 1726    | 1816  | 1886               | 1990       | 2138 | 2190            | 2319 | 2565 | 2686            | 2913 | 3224 | 3611   |      |      |      |      |      |      |      |      |      |      |      |      |         |       |    |            |  |               |  |  |
|   |  |   | <table border="1"> <thead> <tr> <th colspan="3">OVERALL DIMENSIONS</th> <th colspan="3">SEAT DIMENSIONS</th> <th colspan="3">BACK DIMENSIONS</th> </tr> <tr> <th>W</th> <th>D</th> <th>H</th> <th>W</th> <th>D</th> <th>H</th> <th>W</th> <th colspan="2">H</th> </tr> </thead> <tbody> <tr> <td>28</td> <td>24.5</td> <td>48</td> <td>23.5</td> <td>17-19.5</td> <td>17-21</td> <td>22</td> <td colspan="2">26.5-31.75</td> </tr> </tbody> </table> |         |       | OVERALL DIMENSIONS |            |      | SEAT DIMENSIONS |      |      | BACK DIMENSIONS |      |      | W      | D    | H    | W    | D    | H    | W    | H    |      | 28   | 24.5 | 48   | 23.5 | 17-19.5 | 17-21 | 22 | 26.5-31.75 |  | <p>RTA 00</p> |  |  |
|   |  |   | OVERALL DIMENSIONS   |         |       | SEAT DIMENSIONS    |            |      | BACK DIMENSIONS |      |      |                 |      |      |        |      |      |      |      |      |      |      |      |      |      |      |      |         |       |    |            |  |               |  |  |
| W   | D  | H   | W  | D       | H     | W                  | H          |      |                 |      |      |                 |      |      |        |      |      |      |      |      |      |      |      |      |      |      |      |         |       |    |            |  |               |  |  |
| 28  | 24.5   | 48  | 23.5   | 17-19.5 | 17-21 | 22                 | 26.5-31.75 |      |                 |      |      |                 |      |      |        |      |      |      |      |      |      |      |      |      |      |      |      |         |       |    |            |  |               |  |  |

| DESCRIPTION  | FEATURES  | MODEL#        | STANDARD TEXTILE GRADES   |          |          |                        |          |          |                        |      |            |      |      |      |
|--|---|---------------|---|----------|----------|------------------------|----------|----------|------------------------|------|------------|------|------|------|
|  |   |               | 1   | 2        | 3        | 4                      | 5        | 6        | 7                      | 8    | 9          | 10   | 11   | 12   |
|  <p><b>High Back Multi - Tilter</b><br/>COM Yardage: 2.25<br/>Freight Class: 250<br/>Product Weight (lbs.): 69<br/>Cubic Feet Per Carton: 11</p>                      |  <p><b>ADJUSTMENTS</b><br/>(1) Tilt tension<br/>(2) Pneumatic seat height<br/>(3) Back angle<br/>(6) Back height*<br/>(7) Forward tilt lock<br/>(8) Seat depth<br/>(9) Chair tilt lock<br/>(5A) Center-tilt action</p>   | <b>1255-3</b> | 1726  | 1816     | 1886     | 1990                   | 2138     | 2190     | 2319                   | 2565 | 2686       | 2913 | 3224 | 3611 |
|  |   |               | <b>OVERALL DIMENSIONS</b>                                       |          |          | <b>SEAT DIMENSIONS</b> |          |          | <b>BACK DIMENSIONS</b> |      |            |      |      |      |
|  |   |               | <b>W</b>  | <b>D</b> | <b>H</b> | <b>W</b>               | <b>D</b> | <b>H</b> | <b>W</b>               |      | <b>H</b>   |      |      |      |
|  |   |               | 28  | 24.5     | 48.5     | 23.5                   | 17-19.5  | 17-21    | 22                     |      | 26.5-31.75 |      |      |      |
|  |   |               | Ergonomic Features:<br>A, B, C, D, E, F, G, H, M, N, Q, R, S, U |          |          | <b>RTA 00</b>          |          |          |                        |      |            |      |      |      |
|  <p><b>High Back Weight Sensing Synchro - Tilter</b><br/>COM Yardage: 2<br/>Freight Class: 250<br/>Product Weight (lbs.): 67<br/>Cubic Feet Per Carton: 10.50</p>     |  <p><b>ADJUSTMENTS</b><br/>Weight sensing auto tension adjustment<br/>(2) Pneumatic seat height<br/>(8) Sliding seat depth<br/>(9) Multi position tilt lock</p>  | <b>1255-8</b> | 1726  | 1816     | 1886     | 1990                   | 2138     | 2190     | 2319                   | 2565 | 2686       | 2913 | 3224 | 3611 |
|  |   |               | <b>OVERALL DIMENSIONS</b>                                       |          |          | <b>SEAT DIMENSIONS</b> |          |          | <b>BACK DIMENSIONS</b> |      |            |      |      |      |
|  |   |               | <b>W</b>  | <b>D</b> | <b>H</b> | <b>W</b>               | <b>D</b> | <b>H</b> | <b>W</b>               |      | <b>H</b>   |      |      |      |
|  |   |               | 28  | 24.5     | 48.5     | 23.5                   | 17-19.5  | 17-21    | 22                     |      | 26.5-31.75 |      |      |      |
|  |   |               | Ergonomic Features:<br>A, B, C, D, E, H, L, M, N, Q, R, U       |          |          | <b>RTA 00</b>          |          |          |                        |      |            |      |      |      |
|  <p><b>Mid Back Synchro - Tilter w/ Back Angle Adj.</b><br/>COM Yardage: 2<br/>Freight Class: 150<br/>Product Weight (lbs.): 67<br/>Cubic Feet Per Carton: 10.50</p> |  <p><b>ADJUSTMENTS</b><br/>(1) Tilt tension<br/>(2) Pneumatic seat height<br/>(9) Chair tilt lock<br/>(5C) Synchro-tilt action<br/>Anti-kick back</p>   | <b>1256-0</b> | 1645  | 1735     | 1805     | 1909                   | 2057     | 2109     | 2238                   | 2484 | 2605       | 2832 | 3143 | 3530 |
|  |   |               | <b>OVERALL DIMENSIONS</b>                                       |          |          | <b>SEAT DIMENSIONS</b> |          |          | <b>BACK DIMENSIONS</b> |      |            |      |      |      |
|  |   |               | <b>W</b>  | <b>D</b> | <b>H</b> | <b>W</b>               | <b>D</b> | <b>H</b> | <b>W</b>               |      | <b>H</b>   |      |      |      |
|  |   |               | 28  | 24.5     | 44.5     | 23.5                   | 17-19.5  | 17-21    | 22                     |      | 22-27.25   |      |      |      |
|  |   |               | Ergonomic Features:<br>A, B, C, D, E, G, H, L, M, N, Q, R, U    |          |          | <b>RTA 00</b>          |          |          |                        |      |            |      |      |      |
|  <p><b>Mid Back Multi - Tilter</b><br/>COM Yardage: 2<br/>Freight Class: 150<br/>Product Weight (lbs.): 67<br/>Cubic Feet Per Carton: 10.50</p>                     |  <p><b>ADJUSTMENTS</b><br/>(1) Tilt tension<br/>(2) Pneumatic seat height<br/>(3) Back angle<br/>(6) Back height*<br/>(7) Forward tilt lock<br/>(8) Seat depth<br/>(9) Chair tilt lock<br/>(5A) Center-tilt action</p> | <b>1256-3</b> | 1645  | 1735     | 1805     | 1909                   | 2057     | 2109     | 2238                   | 2484 | 2605       | 2832 | 3143 | 3530 |
|  |   |               | <b>OVERALL DIMENSIONS</b>                                       |          |          | <b>SEAT DIMENSIONS</b> |          |          | <b>BACK DIMENSIONS</b> |      |            |      |      |      |
|  |   |               | <b>W</b>  | <b>D</b> | <b>H</b> | <b>W</b>               | <b>D</b> | <b>H</b> | <b>W</b>               |      | <b>H</b>   |      |      |      |
|  |   |               | 28  | 24.5     | 44.5     | 23.5                   | 17-19.5  | 17-21    | 22                     |      | 22-27.25   |      |      |      |
|  |   |               | Ergonomic Features:<br>A, B, C, D, E, F, G, H, M, N, Q          |          |          | <b>RTA 00</b>          |          |          |                        |      |            |      |      |      |
|  <p><b>Mid Back Weight Sensing Synchro - Tilter</b><br/>COM Yardage: 2<br/>Freight Class: 150<br/>Product Weight (lbs.): 67<br/>Cubic Feet Per Carton: 10.50</p>    |  <p><b>ADJUSTMENTS</b><br/>Weight sensing auto tension adjustment<br/>(2) Pneumatic seat height<br/>(8) Sliding seat depth<br/>(9) Multi position tilt lock</p>  | <b>1256-8</b> | 1645  | 1735     | 1805     | 1909                   | 2057     | 2109     | 2238                   | 2484 | 2605       | 2832 | 3143 | 3530 |
|  |   |               | <b>OVERALL DIMENSIONS</b>                                       |          |          | <b>SEAT DIMENSIONS</b> |          |          | <b>BACK DIMENSIONS</b> |      |            |      |      |      |
|  |   |               | <b>W</b>  | <b>D</b> | <b>H</b> | <b>W</b>               | <b>D</b> | <b>H</b> | <b>W</b>               |      | <b>H</b>   |      |      |      |
|  |   |               | 28  | 24.5     | 44.5     | 23.5                   | 17-19.5  | 17-21    | 22                     |      | 22-27.25   |      |      |      |
|  |   |               | Ergonomic Features:<br>A, B, C, D, E, H, L, M, N, Q, R, U       |          |          | <b>RTA 00</b>          |          |          |                        |      |            |      |      |      |

PREFER



model 8458NA



model 8459



STANDARD FEATURES

- A sleek and comfortable all-purpose chair beautifully suited for conference, collaboration and training environments. Designed by Norbert Geelen.
- Swivel tilt function with no visible levers or mechanism.
- Standard with Asphalt or Alabaster frame and base, armless or with fixed arms.
- Integrated seat height adjustment lever is intuitive and easy to utilize.
- Dual wheel carpet casters are standard. Black (C82) casters standard on Asphalt models. Fog Grey (C82F) casters standard on Alabaster models.
- Check textile availability prior to specifying upholstery material.

OPTIONAL FEATURES

- Dimension Mesh is available in Black (DBK), Charcoal (DCH), Citrus (DCT), Pool Blue (DPB), Sand (DSD), Fog (DST), Chalk (DCL), Shadow (DGM), Cobalt (DCO) and Berry (DBE).
- Polished Aluminum (ALU) base available for Asphalt and Alabaster frames. Add \$171.
- Polished Aluminum (AL) arms available for Asphalt and Alabaster fixed arm models. Add \$171.
- For Alabaster base on the Asphalt frame, please specify (ABR). For Asphalt base on the Alabaster frame, please specify (ABT). Add \$76.
- Optional low black glides (G) are available at no upcharge.
- For hard floor surface casters, please specify (C82R) for Black and (C82FR) for Fog. Add \$94.
- For fully assembled in the box, specify (SU). Add \$76.

| DESCRIPTION | FEATURES | MODEL# | STANDARD TEXTILE GRADES |  |  |  |  |  |  |  |  |  |  |  |
|-------------|----------|--------|-------------------------|--|--|--|--|--|--|--|--|--|--|--|
|-------------|----------|--------|-------------------------|--|--|--|--|--|--|--|--|--|--|--|



Multi-task chair- Asphalt Base/Frame

COM Yardage: 1  
 Freight Class: 250  
 Product Weight (lbs.): 29  
 Cubic Feet Per Carton: 9

Ergonomic Features:  
 C, M

|      |      |      |      |      |      |      |      |      |      |      |      |      |
|------|------|------|------|------|------|------|------|------|------|------|------|------|
|      | 1    | 2    | 3    | 4    | 5    | 6    | 7    | 8    | 9    | 10   | 11   | 12   |
| 8458 | 1234 | 1268 | 1294 | 1330 | 1382 | 1408 | 1456 | 1531 | 1590 | 1657 | 1790 | 1933 |

| OVERALL DIMENSIONS |    |    | SEAT DIMENSIONS |    |         | BACK DIMENSIONS |    |
|--------------------|----|----|-----------------|----|---------|-----------------|----|
| W                  | D  | H  | W               | D  | H       | W               | H  |
| 25.5               | 25 | 36 | 20              | 20 | 17.5-22 | 21              | 20 |



Multi-task chair, armless- Asphalt Base/Frame

COM Yardage: 0.75  
 Freight Class: 250  
 Product Weight (lbs.): 29  
 Cubic Feet Per Carton: 9

Ergonomic Features:  
 C, M

|        |      |      |      |      |      |      |      |      |      |      |      |      |
|--------|------|------|------|------|------|------|------|------|------|------|------|------|
|        | 1    | 2    | 3    | 4    | 5    | 6    | 7    | 8    | 9    | 10   | 11   | 12   |
| 8458NA | 1080 | 1114 | 1137 | 1173 | 1225 | 1248 | 1295 | 1369 | 1427 | 1491 | 1620 | 1760 |

| OVERALL DIMENSIONS |    |    | SEAT DIMENSIONS |    |         | BACK DIMENSIONS |    |
|--------------------|----|----|-----------------|----|---------|-----------------|----|
| W                  | D  | H  | W               | D  | H       | W               | H  |
| 22                 | 25 | 36 | 20              | 20 | 17.5-22 | 21              | 20 |



Drafting Stool- Asphalt Base/Frame

COM Yardage: 0.75  
 Freight Class: 250  
 Product Weight (lbs.): 36  
 Cubic Feet Per Carton: 9

Ergonomic Features:  
 C, M

|       |      |      |      |      |      |      |      |      |      |      |      |      |
|-------|------|------|------|------|------|------|------|------|------|------|------|------|
|       | 1    | 2    | 3    | 4    | 5    | 6    | 7    | 8    | 9    | 10   | 11   | 12   |
| 8458S | 1420 | 1446 | 1466 | 1493 | 1533 | 1550 | 1587 | 1644 | 1687 | 1737 | 1837 | 1945 |

| OVERALL DIMENSIONS |    |    | SEAT DIMENSIONS |    |       | BACK DIMENSIONS |    |
|--------------------|----|----|-----------------|----|-------|-----------------|----|
| W                  | D  | H  | W               | D  | H     | W               | H  |
| 25.5               | 25 | 42 | 20              | 20 | 23-31 | 21              | 20 |



Drafting stool, armless- Asphalt Base/Frame









COM Yardage: 0.75  
 Freight Class: 250  
 Product Weight (lbs.): 36  
 Cubic Feet Per Carton: 9

Ergonomic Features:  
 C, M

|         |      |      |      |      |      |      |      |      |      |      |      |      |
|---------|------|------|------|------|------|------|------|------|------|------|------|------|
|         | 1    | 2    | 3    | 4    | 5    | 6    | 7    | 8    | 9    | 10   | 11   | 12   |
| 8458NAS | 1294 | 1327 | 1352 | 1388 | 1441 | 1466 | 1514 | 1590 | 1649 | 1712 | 1847 | 1991 |

| OVERALL DIMENSIONS |    |    | SEAT DIMENSIONS |    |       | BACK DIMENSIONS |    |
|--------------------|----|----|-----------------|----|-------|-----------------|----|
| W                  | D  | H  | W               | D  | H     | W               | H  |
| 25.5               | 25 | 42 | 20              | 20 | 23-31 | 21              | 20 |



| DESCRIPTION   | FEATURES                    | MODEL#         | STANDARD TEXTILE GRADES            |      |   |                                 |      |         |                               |      |      |      |      |      |  |
|---|-----------------------------|----------------|------------------------------------|------|---|---------------------------------|------|---------|-------------------------------|------|------|------|------|------|--|
|   |                             |                | 1                                  | 2    | 3   | 4                               | 5    | 6       | 7                             | 8    | 9    | 10   | 11   | 12   |  |
| <br><b>Multi-task chair- Alabaster Base/Frame</b><br>COM Yardage: 0.75<br>Freight Class: 250<br>Product Weight (lbs.): 29<br>Cubic Feet Per Carton: 9          | Ergonomic Features:<br>C, M | <b>8459</b>    | 1294                               | 1327 | 1352  | 1388                            | 1441 | 1466    | 1514                          | 1590 | 1649 | 1712 | 1847 | 1991 |  |
|   |                             |                | <b>OVERALL DIMENSIONS</b><br>W D H |      |   | <b>SEAT DIMENSIONS</b><br>W D H |      |         | <b>BACK DIMENSIONS</b><br>W H |      |      |      |      |      |  |
|   |                             |                | 25.5                               | 25   | 36  | 20                              | 20   | 17.5-22 | 21                            | 20   |      |      |      |      |  |
|   |                             |                | <b>RTA 1</b>                       |      |    |                                 |      |         |                               |      |      |      |      |      |  |
| <br><b>Multi-task chair, armless- Alabaster Base/Frame</b><br>COM Yardage: 0.75<br>Freight Class: 250<br>Product Weight (lbs.): 29<br>Cubic Feet Per Carton: 9 | Ergonomic Features:<br>C, M | <b>8459NA</b>  | 1185                               | 1219 | 1243  | 1281                            | 1333 | 1359    | 1408                          | 1484 | 1543 | 1610 | 1746 | 1890 |  |
|   |                             |                | <b>OVERALL DIMENSIONS</b><br>W D H |      |   | <b>SEAT DIMENSIONS</b><br>W D H |      |         | <b>BACK DIMENSIONS</b><br>W H |      |      |      |      |      |  |
|   |                             |                | 22                                 | 25   | 36  | 20                              | 20   | 17.5-22 | 21                            | 20   |      |      |      |      |  |
|   |                             |                | <b>RTA 1</b>                       |      |    |                                 |      |         |                               |      |      |      |      |      |  |
| <br><b>Drafting Stool- Alabaster Base/Frame</b><br>COM Yardage: 0.75<br>Freight Class: 250<br>Product Weight (lbs.): 36<br>Cubic Feet Per Carton: 9           | Ergonomic Features:<br>C, M | <b>8459S</b>   | 1480                               | 1514 | 1540  | 1576                            | 1628 | 1654    | 1702                          | 1777 | 1836 | 1902 | 2036 | 2179 |  |
|   |                             |                | <b>OVERALL DIMENSIONS</b><br>W D H |      |   | <b>SEAT DIMENSIONS</b><br>W D H |      |         | <b>BACK DIMENSIONS</b><br>W H |      |      |      |      |      |  |
|   |                             |                | 25.5                               | 25   | 42  | 20                              | 20   | 23-31   | 21                            | 20   |      |      |      |      |  |
|   |                             |                | <b>RTA 1</b>                       |      |  |                                 |      |         |                               |      |      |      |      |      |  |
| <br><b>Drafting stool, armless- Alabaster Base/Frame</b><br>COM Yardage: 0.75<br>Freight Class: 250<br>Product Weight (lbs.): 36<br>Cubic Feet Per Carton: 9 | Ergonomic Features:<br>C, M | <b>8459NAS</b> | 1360                               | 1395 | 1420  | 1456                            | 1508 | 1534    | 1582                          | 1657 | 1717 | 1783 | 1917 | 2060 |  |
|   |                             |                | <b>OVERALL DIMENSIONS</b><br>W D H |      |   | <b>SEAT DIMENSIONS</b><br>W D H |      |         | <b>BACK DIMENSIONS</b><br>W H |      |      |      |      |      |  |
|   |                             |                | 25.5                               | 25   | 42  | 20                              | 20   | 23-31   | 21                            | 20   |      |      |      |      |  |
|   |                             |                | <b>RTA 1</b>                       |      |  |                                 |      |         |                               |      |      |      |      |      |  |

ROMA®



model 1906



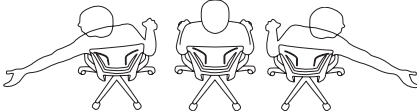
model 1908



**Optional Arms**  
A height adjustable arm is optionally available for task seating. Please specify (RA). Add \$79.



model 1901PB



The Polypropylene Medium Back and the Upholstered Medium Back feature a flexible back construction that provides support, proper spinal alignment and comfort when moving or reaching in a seated position.

STANDARD FEATURES

- Flexible, elegant and affordable, Roma offers a family of seating with simple clean lines.
- Roma features an exclusive chair control mechanism which allows the chair back and arms to recline together while the chair seat moves just enough to ensure comfort.
- The series includes nesting chairs, task seating and drafting stools, with and without arms.
- For Nesting chairs see page 196.
- Four back versions are available: mesh, upholstered, flexible polypropylene or honeycomb polypropylene.
- Flexible polypropylene back chair features a built in lumbar support designed to move as you move and is available exclusively in black.
- The task chair upholstered back features a removable cover for on-site replacement and cleaning.
- Fixed arms are durable fiberglass reinforced nylon, fixed height. Standard with soft, durable, self-skinned urethane (SSU) armcaps that are warm to the touch.
- Standard with Global's high quality Soft Descent™ pneumatic lift which slowly and gently lowers the seat height of the chair making it easy to obtain the exact seat height you desire.
- Task chairs and stools are standard with a five prong, injection molded, fiberglass reinforced nylon Black spider base with dual wheel carpet casters (C1).
- Pedestal base models are offered with tilter mechanisms only. These models provide fixed location seating for use in auditoriums, classrooms, jury boxes, public venues and more. The base must be mounted to the floor (mounting hardware not included). See Pedestal Base Installation Guide for details.
- All models upholstered in leather have two-piece seats with a radius towards the rear of the seat.
- Check textile availability prior to specifying upholstery material.

OPTIONAL FEATURES

- Breathable mesh back is available in six colors: Autumn Orange (AO), Spring Green (SG), Winter Grey (WG), Midnight Black (MB), Summer Blue (SB), Fall Burgundy (FB).
- An optional polished aluminum base is available at an upcharge. Specify (ALU). Add \$167.
- Please refer to "Cylinder Selection" section of the price book for additional cylinder options.
- Optional height adjustable arms are available, on task models. Please specify (RA). Add \$86.
- For hard surface flooring casters, please specify C9R. Add \$72.
- For fully assembled in box, please specify SU. Add \$76.
- Pedestal Base models have black bases with 2" height adjustable cylinders. Specify: (SCC) Swivel, auto return to max height. No upcharge. (SN) Non-swivel, auto return to max height. Add \$21. (SC) Swivel, self-centering and return to max height. Add \$33.

DESCRIPTION

FEATURES

MODEL#

STANDARD TEXTILE GRADES













Mesh MB - Armless Drafting Stool

COM Yardage: 1  
Freight Class: 150  
Product Weight (lbs.): 43  
Cubic Feet Per Carton: 9.25






Ergonomic Features:  
B, C, M, N










| MODEL#             | STANDARD TEXTILE GRADES |      |                 |      |           |                 |      |      |      |      |      |      |
|--------------------|-------------------------|------|-----------------|------|-----------|-----------------|------|------|------|------|------|------|
|                    | 1                       | 2    | 3               | 4    | 5         | 6               | 7    | 8    | 9    | 10   | 11   | 12   |
| 1871               | 1104                    | 1144 | 1171            | 1214 | 1272      | 1291            | 1345 | 1443 | 1492 | 1583 | 1707 | 1860 |
| OVERALL DIMENSIONS |                         |      | SEAT DIMENSIONS |      |           | BACK DIMENSIONS |      |      |      |      |      |      |
| W                  | D                       | H    | W               | D    | H         | W               | H    |      |      |      |      |      |
| 19.5               | 23.5                    | 48   | 19.5            | 18   | 24.5-34.5 | 18.5            | 19   |      |      |      |      |      |


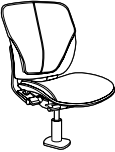





| DESCRIPTION   | FEATURES                          | MODEL#      | STANDARD TEXTILE GRADES            |      |   |                                 |      |           |                               |      |      |      |      |      |
|---|-----------------------------------|-------------|------------------------------------|------|---|---------------------------------|------|-----------|-------------------------------|------|------|------|------|------|
|   |                                   |             | 1                                  | 2    | 3   | 4                               | 5    | 6         | 7                             | 8    | 9    | 10   | 11   | 12   |
|  <p><b>Polypropylene MB - Armless Drafting Stool</b><br/>                     COM Yardage: 1<br/>                     Freight Class: 150<br/>                     Product Weight (lbs.): 43<br/>                     Cubic Feet Per Carton: 9.25</p> | Ergonomic Features:<br>B, C, M, N | <b>1872</b> | 1104                               | 1144 | 1171  | 1214                            | 1272 | 1291      | 1345                          | 1443 | 1492 | 1583 | 1707 | 1860 |
|   |                                   |             | <b>OVERALL DIMENSIONS</b><br>W D H |      |   | <b>SEAT DIMENSIONS</b><br>W D H |      |           | <b>BACK DIMENSIONS</b><br>W H |      |      |      |      |      |
|   |                                   |             | 19.5                               | 23.5 | 48  | 19.5                            | 18   | 24.5-34.5 | 18.5                          | 19   |      |      |      |      |
|   |                                   |             | <b>RTA 2</b>                       |      |    |                                 |      |           |                               |      |      |      |      |      |
|  <p><b>Honeycomb MB - Armless Drafting Stool</b><br/>                     COM Yardage: 1<br/>                     Freight Class: 150<br/>                     Product Weight (lbs.): 43<br/>                     Cubic Feet Per Carton: 9.25</p>     | Ergonomic Features:<br>B, C, M, N | <b>1874</b> | 1147                               | 1185 | 1213  | 1255                            | 1314 | 1333      | 1385                          | 1484 | 1534 | 1624 | 1749 | 1902 |
|   |                                   |             | <b>OVERALL DIMENSIONS</b><br>W D H |      |   | <b>SEAT DIMENSIONS</b><br>W D H |      |           | <b>BACK DIMENSIONS</b><br>W H |      |      |      |      |      |
|   |                                   |             | 19.5                               | 23.5 | 48  | 19.5                            | 18   | 24.5-34.5 | 18.5                          | 19   |      |      |      |      |
|   |                                   |             | <b>RTA 2</b>                       |      |    |                                 |      |           |                               |      |      |      |      |      |
|  <p><b>Mesh MB - Drafting Stool</b><br/>                     COM Yardage: 1<br/>                     Freight Class: 150<br/>                     Product Weight (lbs.): 50<br/>                     Cubic Feet Per Carton: 9.25</p>                 | Ergonomic Features:<br>B, C, M, N | <b>1876</b> | 1174                               | 1211 | 1239  | 1281                            | 1339 | 1360      | 1412                          | 1510 | 1560 | 1650 | 1774 | 1928 |
|   |                                   |             | <b>OVERALL DIMENSIONS</b><br>W D H |      |   | <b>SEAT DIMENSIONS</b><br>W D H |      |           | <b>BACK DIMENSIONS</b><br>W H |      |      |      |      |      |
|   |                                   |             | 25.5                               | 23.5 | 48  | 19.5                            | 18   | 24.5-34.5 | 18.5                          | 19   |      |      |      |      |
|   |                                   |             | <b>RTA 2</b>                       |      |  |                                 |      |           |                               |      |      |      |      |      |
|  <p><b>Polypropylene MB - Drafting Stool</b><br/>                     COM Yardage: 1<br/>                     Freight Class: 150<br/>                     Product Weight (lbs.): 50<br/>                     Cubic Feet Per Carton: 9.25</p>       | Ergonomic Features:<br>B, C, M, N | <b>1877</b> | 1174                               | 1214 | 1241  | 1284                            | 1342 | 1361      | 1415                          | 1513 | 1562 | 1653 | 1777 | 1930 |
|   |                                   |             | <b>OVERALL DIMENSIONS</b><br>W D H |      |   | <b>SEAT DIMENSIONS</b><br>W D H |      |           | <b>BACK DIMENSIONS</b><br>W H |      |      |      |      |      |
|   |                                   |             | 25.5                               | 23.5 | 48  | 19.5                            | 18   | 24.5-34.5 | 18.5                          | 19   |      |      |      |      |
|   |                                   |             | <b>RTA 2</b>                       |      |  |                                 |      |           |                               |      |      |      |      |      |
|  <p><b>Honeycomb MB - Drafting Stool</b><br/>                     COM Yardage: 1<br/>                     Freight Class: 150<br/>                     Product Weight (lbs.): 50<br/>                     Cubic Feet Per Carton: 9.25</p>           | Ergonomic Features:<br>B, C, M, N | <b>1879</b> | 1217                               | 1255 | 1283  | 1325                            | 1384 | 1403      | 1458                          | 1554 | 1604 | 1694 | 1819 | 1973 |
|   |                                   |             | <b>OVERALL DIMENSIONS</b><br>W D H |      |   | <b>SEAT DIMENSIONS</b><br>W D H |      |           | <b>BACK DIMENSIONS</b><br>W H |      |      |      |      |      |
|   |                                   |             | 25.5                               | 23.5 | 48  | 19.5                            | 18   | 24.5-34.5 | 18.5                          | 19   |      |      |      |      |
|   |                                   |             | <b>RTA 2</b>                       |      |  |                                 |      |           |                               |      |      |      |      |      |



| DESCRIPTION   | FEATURES                          | MODEL# | STANDARD TEXTILE GRADES   |          |          |                        |          |          |                        |          |      |      |      |      |
|---|-----------------------------------|--------|---------------------------|----------|----------|------------------------|----------|----------|------------------------|----------|------|------|------|------|
|   |                                   |        | 1                         | 2        | 3        | 4                      | 5        | 6        | 7                      | 8        | 9    | 10   | 11   | 12   |
|  <p><b>Honeycomb MB - Armless</b><br/>COM Yardage: 1<br/>Freight Class: 150<br/>Product Weight (lbs.): 38<br/>Cubic Feet Per Carton: 9.25</p>          | Ergonomic Features:<br>B, C, M, N | 1896   | 891                       | 929      | 958      | 999                    | 1059     | 1078     | 1132                   | 1230     | 1278 | 1370 | 1494 | 1647 |
|   |                                   |        | <b>OVERALL DIMENSIONS</b> |          |          | <b>SEAT DIMENSIONS</b> |          |          | <b>BACK DIMENSIONS</b> |          |      |      |      |      |
|   |                                   |        | <b>W</b>                  | <b>D</b> | <b>H</b> | <b>W</b>               | <b>D</b> | <b>H</b> | <b>W</b>               | <b>H</b> |      |      |      |      |
|   |                                   |        | 19.5                      | 23.5     | 38       | 19.5                   | 18       | 15-19    | 18.5                   | 19       |      |      |      |      |
|   |                                   |        | RTA 2                     | ups      |          |                        |          |          |                        |          |      |      |      |      |
|  <p><b>Honeycomb MB - w/Arms</b><br/>COM Yardage: 1<br/>Freight Class: 150<br/>Product Weight (lbs.): 45<br/>Cubic Feet Per Carton: 9.25</p>           | Ergonomic Features:<br>B, C, M, N | 1897   | 952                       | 990      | 1019     | 1060                   | 1120     | 1138     | 1193                   | 1291     | 1339 | 1431 | 1554 | 1708 |
|   |                                   |        | <b>OVERALL DIMENSIONS</b> |          |          | <b>SEAT DIMENSIONS</b> |          |          | <b>BACK DIMENSIONS</b> |          |      |      |      |      |
|   |                                   |        | <b>W</b>                  | <b>D</b> | <b>H</b> | <b>W</b>               | <b>D</b> | <b>H</b> | <b>W</b>               | <b>H</b> |      |      |      |      |
|   |                                   |        | 25.5                      | 23.5     | 38       | 19.5                   | 18       | 15-19    | 18.5                   | 19       |      |      |      |      |
|   |                                   |        | RTA 2                     | ups      |          |                        |          |          |                        |          |      |      |      |      |
|  <p><b>Mesh MB - Armless</b><br/>COM Yardage: 1<br/>Freight Class: 150<br/>Product Weight (lbs.): 38<br/>Cubic Feet Per Carton: 9.25</p>              | Ergonomic Features:<br>B, C, M, N | 1901   | 891                       | 931      | 961      | 1005                   | 1066     | 1089     | 1144                   | 1246     | 1296 | 1394 | 1524 | 1684 |
|   |                                   |        | <b>OVERALL DIMENSIONS</b> |          |          | <b>SEAT DIMENSIONS</b> |          |          | <b>BACK DIMENSIONS</b> |          |      |      |      |      |
|   |                                   |        | <b>W</b>                  | <b>D</b> | <b>H</b> | <b>W</b>               | <b>D</b> | <b>H</b> | <b>W</b>               | <b>H</b> |      |      |      |      |
|   |                                   |        | 19.5                      | 23.5     | 36.25    | 19.5                   | 18       | 15-19    | 18.5                   | 19       |      |      |      |      |
|   |                                   |        | RTA 2                     | ups      |          |                        |          |          |                        |          |      |      |      |      |
|  <p><b>Polypropylene MB - Armless</b><br/>COM Yardage: 1<br/>Freight Class: 150<br/>Product Weight (lbs.): 36.25<br/>Cubic Feet Per Carton: 9.25</p> | Ergonomic Features:<br>B, C, M, N | 1902   | 891                       | 931      | 961      | 1005                   | 1066     | 1089     | 1144                   | 1246     | 1296 | 1394 | 1524 | 1684 |
|   |                                   |        | <b>OVERALL DIMENSIONS</b> |          |          | <b>SEAT DIMENSIONS</b> |          |          | <b>BACK DIMENSIONS</b> |          |      |      |      |      |
|   |                                   |        | <b>W</b>                  | <b>D</b> | <b>H</b> | <b>W</b>               | <b>D</b> | <b>H</b> | <b>W</b>               | <b>H</b> |      |      |      |      |
|   |                                   |        | 19.5                      | 23.5     | 36.25    | 19.5                   | 18       | 15-19    | 18.5                   | 19       |      |      |      |      |
|   |                                   |        | RTA 2                     | ups      |          |                        |          |          |                        |          |      |      |      |      |
|  <p><b>Upholstered MB - Armless</b><br/>COM Yardage: 1.75<br/>Freight Class: 150<br/>Product Weight (lbs.): 38<br/>Cubic Feet Per Carton: 9.25</p>   | Ergonomic Features:<br>B, C, M, N | 1903   | 960                       | 1029     | 1079     | 1157                   | 1265     | 1302     | 1398                   | 1579     | 1665 | 1835 | 2062 | 2344 |
|   |                                   |        | <b>OVERALL DIMENSIONS</b> |          |          | <b>SEAT DIMENSIONS</b> |          |          | <b>BACK DIMENSIONS</b> |          |      |      |      |      |
|   |                                   |        | <b>W</b>                  | <b>D</b> | <b>H</b> | <b>W</b>               | <b>D</b> | <b>H</b> | <b>W</b>               | <b>H</b> |      |      |      |      |
|   |                                   |        | 19.5                      | 23.5     | 36.25    | 19.5                   | 18       | 15-19    | 18.5                   | 19       |      |      |      |      |
|   |                                   |        | RTA 2                     | ups      |          |                        |          |          |                        |          |      |      |      |      |

| DESCRIPTION  | FEATURES                                  | MODEL#   | STANDARD TEXTILE GRADES                       |      |       |  |      |           |  |      |      |      |      |      |      |
|--|---|--|---|------|-------|--|------|-----------|--|------|------|------|------|------|------|
|  |   |  | 1   | 2    | 3     | 4  | 5    | 6         | 7  | 8    | 9    | 10   | 11   | 12   |      |
|  <p><b>Mesh MB - w/Arms</b><br/>COM Yardage: 1<br/>Freight Class: 150<br/>Product Weight (lbs.): 45<br/>Cubic Feet Per Carton: 9.25</p>                       | <p>Ergonomic Features:<br/>B, C, M, N</p> | <p><b>RTA 2</b> </p>    | 1906  | 952  | 990   | 1021                                       | 1062 | 1127      | 1149                                     | 1202 | 1303 | 1355 | 1453 | 1581 | 1745 |
|  |   |  | <p><b>OVERALL DIMENSIONS</b></p> <p>W D H</p> |      |       | <p><b>SEAT DIMENSIONS</b></p> <p>W D H</p> |      |           | <p><b>BACK DIMENSIONS</b></p> <p>W H</p> |      |      |      |      |      |      |
|  |   |  | 25.5  | 23.5 | 36.25 | 19.5                                       | 18   | 15-19     | 18.5                                     | 19   |      |      |      |      |      |
|  |   |  |   |      |       |  |      |           |  |      |      |      |      |      |      |
|  <p><b>Polypropylene MB - w/Arms</b><br/>COM Yardage: 1<br/>Freight Class: 150<br/>Product Weight (lbs.): 45<br/>Cubic Feet Per Carton: 9.25</p>              | <p>Ergonomic Features:<br/>B, C, M, N</p> | <p><b>RTA 2</b> </p>    | 1907  | 952  | 992   | 1022                                       | 1066 | 1127      | 1150                                     | 1205 | 1306 | 1357 | 1454 | 1584 | 1745 |
|  |   |  | <p><b>OVERALL DIMENSIONS</b></p> <p>W D H</p> |      |       | <p><b>SEAT DIMENSIONS</b></p> <p>W D H</p> |      |           | <p><b>BACK DIMENSIONS</b></p> <p>W H</p> |      |      |      |      |      |      |
|  |   |  | 25.5  | 23.5 | 36.25 | 19.5                                       | 18   | 15-19     | 18.5                                     | 19   |      |      |      |      |      |
|  |   |  |   |      |       |  |      |           |  |      |      |      |      |      |      |
|  <p><b>Upholstered MB - w/Arms</b><br/>COM Yardage: 1.75<br/>Freight Class: 150<br/>Product Weight (lbs.): 45<br/>Cubic Feet Per Carton: 9.25</p>            | <p>Ergonomic Features:<br/>B, C, M, N</p> | <p><b>RTA 2</b> </p>  | 1908  | 1023 | 1088  | 1137                                       | 1208 | 1313      | 1350                                     | 1439 | 1612 | 1696 | 1855 | 2072 | 2344 |
|  |   |  | <p><b>OVERALL DIMENSIONS</b></p> <p>W D H</p> |      |       | <p><b>SEAT DIMENSIONS</b></p> <p>W D H</p> |      |           | <p><b>BACK DIMENSIONS</b></p> <p>W H</p> |      |      |      |      |      |      |
|  |   |  | 25.5  | 23.5 | 36.25 | 19.5                                       | 18   | 16.5-20.5 | 18.5                                     | 19   |      |      |      |      |      |
|  |   |  |   |      |       |  |      |           |  |      |      |      |      |      |      |
|  <p><b>Upholstered Back Pad</b><br/>COM Yardage: 1<br/>Freight Class: 70<br/>Product Weight (lbs.): 1.5<br/>Cubic Feet Per Carton: 1.1</p>                  |   | <p><b>RTA 00</b> </p> | 1909  | 193  | 233   | 263  | 308  | 371       | 391                                      | 447  | 548  | 600  | 696  | 826  | 989  |
|  |   |  | <p><b>OVERALL DIMENSIONS</b></p> <p>W D H</p> |      |       | <p><b>SEAT DIMENSIONS</b></p> <p>W D H</p> |      |           | <p><b>BACK DIMENSIONS</b></p> <p>W H</p> |      |      |      |      |      |      |
|  |   |  | 20.5  | 19   | 0.38  | 21   | 18   | 18        | 20                                       | 20.5 |      |      |      |      |      |
|  |   |  |   |      |       |  |      |           |  |      |      |      |      |      |      |
|  <p><b>Mesh MB - Armless with Pedestal Base</b><br/>COM Yardage: 1<br/>Freight Class: 150<br/>Product Weight (lbs.): 44<br/>Cubic Feet Per Carton: 9.25</p> | <p>Ergonomic Features:<br/>B, C, M, N</p> | <p><b>RTA 2</b></p>  | 1901PB  | 1123 | 1161  | 1192                                       | 1236 | 1298      | 1327                                     | 1382 | 1471 | 1540 | 1618 | 1776 | 1945 |
|  |   |  | <p><b>OVERALL DIMENSIONS</b></p> <p>W D H</p> |      |       | <p><b>SEAT DIMENSIONS</b></p> <p>W D H</p> |      |           | <p><b>BACK DIMENSIONS</b></p> <p>W H</p> |      |      |      |      |      |      |
|  |   |  | 19.5  | 23.5 | 36    | 19.5                                       | 18   | 15-19     | 18.5                                     | 19   |      |      |      |      |      |
|  |   |  |   |      |       |  |      |           |  |      |      |      |      |      |      |

| DESCRIPTION   | FEATURES                          | MODEL#        | STANDARD TEXTILE GRADES            |      |      |                                 |      |           |                               |      |      |      |      |      |  |  |
|---|-----------------------------------|---------------|------------------------------------|------|------|---------------------------------|------|-----------|-------------------------------|------|------|------|------|------|--|--|
|   |                                   |               | 1                                  | 2    | 3    | 4                               | 5    | 6         | 7                             | 8    | 9    | 10   | 11   | 12   |  |  |
|  <p><b>Polypropylene MB - Armless with Pedestal Base</b><br/>                     COM Yardage: 1<br/>                     Freight Class: 150<br/>                     Product Weight (lbs.): 36<br/>                     Cubic Feet Per Carton: 9.25</p>  | Ergonomic Features:<br>B, C, M, N | <b>1902PB</b> | 1123                               | 1161 | 1192 | 1236                            | 1298 | 1327      | 1382                          | 1471 | 1540 | 1618 | 1776 | 1945 |  |  |
|   |                                   |               | <b>OVERALL DIMENSIONS</b><br>W D H |      |      | <b>SEAT DIMENSIONS</b><br>W D H |      |           | <b>BACK DIMENSIONS</b><br>W H |      |      |      |      |      |  |  |
|   |                                   |               | 19.5                               | 23.5 | 36   | 19.5                            | 18   | 15-19     | 18.5                          | 19   |      |      |      |      |  |  |
|   |                                   |               | <b>RTA 2</b>                       |      |      |                                 |      |           |                               |      |      |      |      |      |  |  |
|  <p><b>Upholstered MB - Armless with Pedestal Base</b><br/>                     COM Yardage: 1.75<br/>                     Freight Class: 150<br/>                     Product Weight (lbs.): 44<br/>                     Cubic Feet Per Carton: 9.25</p> | Ergonomic Features:<br>B, C, M, N | <b>1903PB</b> | 1190                               | 1256 | 1307 | 1385                            | 1491 | 1541      | 1639                          | 1795 | 1915 | 2049 | 2324 | 2618 |  |  |
|   |                                   |               | <b>OVERALL DIMENSIONS</b><br>W D H |      |      | <b>SEAT DIMENSIONS</b><br>W D H |      |           | <b>BACK DIMENSIONS</b><br>W H |      |      |      |      |      |  |  |
|   |                                   |               | 19.5                               | 23.5 | 36   | 19.5                            | 18   | 15-19     | 18.5                          | 19   |      |      |      |      |  |  |
|   |                                   |               | <b>RTA 2</b>                       |      |      |                                 |      |           |                               |      |      |      |      |      |  |  |
|  <p><b>Mesh MB - w/Arms and Pedestal Base</b><br/>                     COM Yardage: 1<br/>                     Freight Class: 150<br/>                     Product Weight (lbs.): 50<br/>                     Cubic Feet Per Carton: 9.25</p>            | Ergonomic Features:<br>B, C, M, N | <b>1906PB</b> | 1183                               | 1223 | 1252 | 1296                            | 1357 | 1385      | 1441                          | 1529 | 1597 | 1671 | 1827 | 1993 |  |  |
|   |                                   |               | <b>OVERALL DIMENSIONS</b><br>W D H |      |      | <b>SEAT DIMENSIONS</b><br>W D H |      |           | <b>BACK DIMENSIONS</b><br>W H |      |      |      |      |      |  |  |
|   |                                   |               | 25.5                               | 23.5 | 36   | 19.5                            | 18   | 15-19     | 18.5                          | 19   |      |      |      |      |  |  |
|   |                                   |               | <b>RTA 2</b>                       |      |      |                                 |      |           |                               |      |      |      |      |      |  |  |
|  <p><b>Polypropylene MB - w/Arms</b><br/>                     COM Yardage: 1<br/>                     Freight Class: 150<br/>                     Product Weight (lbs.): 50<br/>                     Cubic Feet Per Carton: 9.25</p>                    | Ergonomic Features:<br>B, C, M, N | <b>1907PB</b> | 1183                               | 1223 | 1252 | 1296                            | 1357 | 1385      | 1441                          | 1529 | 1597 | 1671 | 1827 | 1993 |  |  |
|   |                                   |               | <b>OVERALL DIMENSIONS</b><br>W D H |      |      | <b>SEAT DIMENSIONS</b><br>W D H |      |           | <b>BACK DIMENSIONS</b><br>W H |      |      |      |      |      |  |  |
|   |                                   |               | 25.5                               | 23.5 | 36   | 19.5                            | 18   | 15-19     | 18.5                          | 19   |      |      |      |      |  |  |
|   |                                   |               | <b>RTA 2</b>                       |      |      |                                 |      |           |                               |      |      |      |      |      |  |  |
|  <p><b>Upholstered MB - w/Arms and Pedestal Base</b><br/>                     COM Yardage: 1.75<br/>                     Freight Class: 150<br/>                     Product Weight (lbs.): 50<br/>                     Cubic Feet Per Carton: 9.25</p> | Ergonomic Features:<br>B, C, M, N | <b>1908PB</b> | 1254                               | 1320 | 1371 | 1443                            | 1551 | 1602      | 1699                          | 1852 | 1973 | 2104 | 2377 | 2666 |  |  |
|   |                                   |               | <b>OVERALL DIMENSIONS</b><br>W D H |      |      | <b>SEAT DIMENSIONS</b><br>W D H |      |           | <b>BACK DIMENSIONS</b><br>W H |      |      |      |      |      |  |  |
|   |                                   |               | 25.5                               | 23.5 | 36   | 19.5                            | 18   | 16.5-20.5 | 18.5                          | 19   |      |      |      |      |  |  |
|   |                                   |               | <b>RTA 2</b>                       |      |      |                                 |      |           |                               |      |      |      |      |      |  |  |

SOLAR



model 8456



model 8457



model 8456NA






model 8457NA











STANDARD FEATURES

- A sophisticated and versatile seating solution for conference and collaborative environments. Designed by Paul Brooks.
- One piece molded frame is extremely light (chair weighs 24 lbs.) and exceeds BIFMA standard for commercial applications.
- Cascading forward seat surface and reverse edge profile provide better leg clearance and comfort.
- Integrated seat height adjustment lever is intuitive and easy to utilize.
- The under seat structure maintains the seamless and fluid aesthetic that defines Solar.
- All bases are standard with Black (C1) dual wheel carpet casters.
- Check textile availability prior to specifying upholstery material.

OPTIONAL FEATURES

- Mesh is available in Midnight (MDN), Storm (STM), and Dove (DVE).
- Polished Aluminum (ALU) base is available. Add \$167.
- Alabaster (ABR) base can be ordered on an Asphalt frame, please specify. Add \$76
- Asphalt (APT) base can be ordered on an Alabaster frame, please specify. Add \$70.
- Optional hard surface Black Glide (C7) is available. No upcharge.
- For hard floor surface casters please specify C9R, please add \$72.

| DESCRIPTION  | FEATURES | MODEL#                    | STANDARD TEXTILE GRADES |    |                        |    |           |                        |    |   |   |    |    |    |  |
|--|----------|---------------------------|-------------------------|----|------------------------|----|-----------|------------------------|----|---|---|----|----|----|--|
|  |          |                           | 1                       | 2  | 3                      | 4  | 5         | 6                      | 7  | 8 | 9 | 10 | 11 | 12 |  |
|  <p><b>MB Mesh Tilter - Asphalt Base/Frame</b><br/>COM Yardage: N/A<br/>Freight Class: 250<br/>Product Weight (lbs.): 27<br/>Cubic Feet Per Carton: 9.5</p> <p>Ergonomic Features:<br/>C, M</p>    |          | 8456                      | 1088                    | -  | -                      | -  | -         | -                      | -  | - | - | -  | -  | -  |  |
|  |          | <b>OVERALL DIMENSIONS</b> |                         |    | <b>SEAT DIMENSIONS</b> |    |           | <b>BACK DIMENSIONS</b> |    |   |   |    |    |    |  |
|  |          | W                         | D                       | H  | W                      | D  | H         | W                      | H  |   |   |    |    |    |  |
|  |          | 23.25                     | 25                      | 36 | 19.25                  | 18 | 17-21     | 19                     | 19 |   |   |    |    |    |  |
|  |          |                           |                         |    |                        |    |           |                        |    |   |   |    |    |    |  |
|  <p><b>MB Mesh Tilter - Alabaster Base/Frame</b><br/>COM Yardage: N/A<br/>Freight Class: 250<br/>Product Weight (lbs.): 27<br/>Cubic Feet Per Carton: 9.5</p> <p>Ergonomic Features:<br/>C, M</p> |          | 8457                      | 1193                    | -  | -                      | -  | -         | -                      | -  | - | - | -  | -  | -  |  |
|  |          | <b>OVERALL DIMENSIONS</b> |                         |    | <b>SEAT DIMENSIONS</b> |    |           | <b>BACK DIMENSIONS</b> |    |   |   |    |    |    |  |
|  |          | W                         | D                       | H  | W                      | D  | H         | W                      | H  |   |   |    |    |    |  |
|  |          | 23.25                     | 25                      | 36 | 19.25                  | 18 | 17-21     | 19                     | 19 |   |   |    |    |    |  |
|  |          |                           |                         |    |                        |    |           |                        |    |   |   |    |    |    |  |
|  <p><b>MB Mesh Stool - Asphalt Base/Frame</b><br/>COM Yardage: N/A<br/>Freight Class: 250<br/>Product Weight (lbs.): 31<br/>Cubic Feet Per Carton: 9.5</p> <p>Ergonomic Features:<br/>C, M</p>    |          | 8456S                     | 1387                    | -  | -                      | -  | -         | -                      | -  | - | - | -  | -  | -  |  |
|  |          | <b>OVERALL DIMENSIONS</b> |                         |    | <b>SEAT DIMENSIONS</b> |    |           | <b>BACK DIMENSIONS</b> |    |   |   |    |    |    |  |
|  |          | W                         | D                       | H  | W                      | D  | H         | W                      | H  |   |   |    |    |    |  |
|  |          | 23.25                     | 25                      | 42 | 19.25                  | 18 | 22.5-30.5 | 19                     | 19 |   |   |    |    |    |  |
|  |          |                           |                         |    |                        |    |           |                        |    |   |   |    |    |    |  |

| DESCRIPTION   | FEATURES                    | MODEL#  | STANDARD TEXTILE GRADES   |   |          |                        |          |           |                        |          |   |    |    |    |
|---|-----------------------------|---------|---------------------------|---|----------|------------------------|----------|-----------|------------------------|----------|---|----|----|----|
|   |                             |         | 1                         | 2   | 3        | 4                      | 5        | 6         | 7                      | 8        | 9 | 10 | 11 | 12 |
|  <p><b>MB Mesh Stool - Alabaster Base/Frame</b><br/>COM Yardage: N/A<br/>Freight Class: 250<br/>Product Weight (lbs.): 31<br/>Cubic Feet Per Carton: 9.5</p>   | Ergonomic Features:<br>C, M | 8457S   | 1492                      | -   | -        | -                      | -        | -         | -                      | -        | - | -  | -  | -  |
|   |                             |         | <b>OVERALL DIMENSIONS</b> |   |          | <b>SEAT DIMENSIONS</b> |          |           | <b>BACK DIMENSIONS</b> |          |   |    |    |    |
|   |                             |         | <b>W</b>                  | <b>D</b>  | <b>H</b> | <b>W</b>               | <b>D</b> | <b>H</b>  | <b>W</b>               | <b>H</b> |   |    |    |    |
|   |                             |         | 23.25                     | 25  | 42       | 19.25                  | 18       | 22.5-30.5 | 19                     | 19       |   |    |    |    |
|   |                             |         | <b>RTA 1</b>              |    |          |                        |          |           |                        |          |   |    |    |    |
|  <p><b>MB Mesh Tilter - Asphalt Base/Frame</b><br/>COM Yardage: N/A<br/>Freight Class: 250<br/>Product Weight (lbs.): 25<br/>Cubic Feet Per Carton: 9.5</p>    | Ergonomic Features:<br>C, M | 8456NA  | 1044                      | -   | -        | -                      | -        | -         | -                      | -        | - | -  | -  |    |
|   |                             |         | <b>OVERALL DIMENSIONS</b> |   |          | <b>SEAT DIMENSIONS</b> |          |           | <b>BACK DIMENSIONS</b> |          |   |    |    |    |
|   |                             |         | <b>W</b>                  | <b>D</b>  | <b>H</b> | <b>W</b>               | <b>D</b> | <b>H</b>  | <b>W</b>               | <b>H</b> |   |    |    |    |
|   |                             |         | 23.25                     | 25  | 36       | 19.25                  | 18       | 17-21     | 19                     | 19       |   |    |    |    |
|   |                             |         | <b>RTA 1</b>              |    |          |                        |          |           |                        |          |   |    |    |    |
|  <p><b>MB Mesh Tilter - Alabaster Base/Frame</b><br/>COM Yardage: N/A<br/>Freight Class: 250<br/>Product Weight (lbs.): 25<br/>Cubic Feet Per Carton: 9.5</p> | Ergonomic Features:<br>C, M | 8457NA  | 1150                      | -   | -        | -                      | -        | -         | -                      | -        | - | -  | -  |    |
|   |                             |         | <b>OVERALL DIMENSIONS</b> |   |          | <b>SEAT DIMENSIONS</b> |          |           | <b>BACK DIMENSIONS</b> |          |   |    |    |    |
|   |                             |         | <b>W</b>                  | <b>D</b>  | <b>H</b> | <b>W</b>               | <b>D</b> | <b>H</b>  | <b>W</b>               | <b>H</b> |   |    |    |    |
|   |                             |         | 23.25                     | 25  | 36       | 19.25                  | 18       | 17-21     | 19                     | 19       |   |    |    |    |
|   |                             |         | <b>RTA 1</b>              |  |          |                        |          |           |                        |          |   |    |    |    |
|  <p><b>MB Mesh Stool - Asphalt Base/Frame</b><br/>COM Yardage: N/A<br/>Freight Class: 250<br/>Product Weight (lbs.): 29<br/>Cubic Feet Per Carton: 9.5</p>   | Ergonomic Features:<br>C, M | 8456SNA | 1343                      | -   | -        | -                      | -        | -         | -                      | -        | - | -  | -  |    |
|   |                             |         | <b>OVERALL DIMENSIONS</b> |   |          | <b>SEAT DIMENSIONS</b> |          |           | <b>BACK DIMENSIONS</b> |          |   |    |    |    |
|   |                             |         | <b>W</b>                  | <b>D</b>  | <b>H</b> | <b>W</b>               | <b>D</b> | <b>H</b>  | <b>W</b>               | <b>H</b> |   |    |    |    |
|   |                             |         | 23.25                     | 25  | 42       | 19.25                  | 18       | 22.5-30.5 | 19                     | 19       |   |    |    |    |
|   |                             |         | <b>RTA 1</b>              |  |          |                        |          |           |                        |          |   |    |    |    |
|  <p><b>MB Mesh Stool - Alabaster Base/Frame</b><br/>COM Yardage: N/A<br/>Freight Class: 250<br/>Product Weight (lbs.): 31<br/>Cubic Feet Per Carton: 9</p>   | Ergonomic Features:<br>C, M | 8457SNA | 1448                      | -   | -        | -                      | -        | -         | -                      | -        | - | -  | -  |    |
|   |                             |         | <b>OVERALL DIMENSIONS</b> |   |          | <b>SEAT DIMENSIONS</b> |          |           | <b>BACK DIMENSIONS</b> |          |   |    |    |    |
|   |                             |         | <b>W</b>                  | <b>D</b>  | <b>H</b> | <b>W</b>               | <b>D</b> | <b>H</b>  | <b>W</b>               | <b>H</b> |   |    |    |    |
|   |                             |         | 23.25                     | 25  | 42       | 19.25                  | 18       | 22.5-30.5 | 19                     | 19       |   |    |    |    |
|   |                             |         | <b>RTA 1</b>              |  |          |                        |          |           |                        |          |   |    |    |    |

WORK & TASK

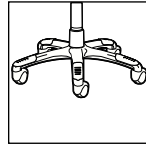
SOLO®



model 5227



model 5226



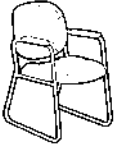


**Optional Base**  
Polished Aluminum base with black scuff tips. Specify "B2". Add \$167.




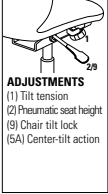
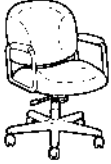
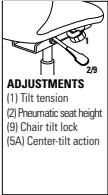
STANDARD FEATURES

- Contoured seat and back, waterfall seat edge and SSU armcaps provide extended comfort.
- All models (except armchairs and side chairs) are standard with a five prong, injection molded base with dual wheel carpet casters (**C65**).
- Seat frame and arm frame are standard in Black.
- Ganging clamp 5233 used for models 5225 and 5226 sled base models. Can be used for Supra models 5332 and 5332L.
- Ganging Clamp 2755 For model 5226. Zinc plated.
- Specifications and pricing is for 1 chair.
- Armchair models are standard with Black glides.
- Check textile availability prior to specifying upholstery material.
- An optional abrasion resistant outer back fabric (polyester) is available. Resistant to impact damage. Available in Black only. Add \$23.
- Vinyl Bumper Guard available with back edge vinyl bumper guard option (**VBG**). Add \$26.
- Non-marking (**NM**) glides are available at no charge to replace Black glides. Please Specify.
- Polished Aluminum base with black scuff tips. Specify "**B2**". Add \$167.
- Please refer to the "Casters Selection" section of the price book for caster options. Optional casters may be priced higher than the standard casters for your chair and the difference will be charged. Lower priced optional casters will not be credited.
- For hard surface flooring casters, specify **C65R**, add \$73.
- For fully assembled in box, specify **SU**. Add \$76

OPTIONAL FEATURES

- Chrome upper finish with Black base available on models 5227 and 5228 Add 10% of opening published grade price.
- Model 5225 and 5226 frame finishes are standard in Black (**TBL**), Shadow (**TSH**), and Tungsten (**TTU**). Chrome (**CHM**) is also available. Add \$42.7

| DESCRIPTION  | FEATURES             | MODEL#                    | STANDARD TEXTILE GRADES |          |                        |          |          |                        |          |     |     |      |      |      |  |  |
|--|----------------------|---------------------------|-------------------------|----------|------------------------|----------|----------|------------------------|----------|-----|-----|------|------|------|--|--|
|  |                      |                           | 1                       | 2        | 3                      | 4        | 5        | 6                      | 7        | 8   | 9   | 10   | 11   | 12   |  |  |
|  <p><b>Armchair</b><br/>COM Yardage: 1.25<br/>Freight Class: 250<br/>Product Weight (lbs.): 25<br/>Cubic Feet Per Carton: 10.13 (2 per carton)</p> <p>Ergonomic Features:<br/>M, N</p>   | <p><b>RTA 00</b></p> | <b>5225</b>               | 427                     | 474      | 513                    | 567      | 642      | 669                    | 739      | 862 | 923 | 1041 | 1201 | 1399 |  |  |
|  |                      | <b>OVERALL DIMENSIONS</b> |                         |          | <b>SEAT DIMENSIONS</b> |          |          | <b>BACK DIMENSIONS</b> |          |     |     |      |      |      |  |  |
|  |                      | <b>W</b>                  | <b>D</b>                | <b>H</b> | <b>W</b>               | <b>D</b> | <b>H</b> | <b>W</b>               | <b>H</b> |     |     |      |      |      |  |  |
|  |                      | 24                        | 25                      | 34       | 20                     | 18       | 18       | 20                     | 18       |     |     |      |      |      |  |  |
|  <p><b>Side Chair</b><br/>COM Yardage: 1.25<br/>Freight Class: 250<br/>Product Weight (lbs.): 21<br/>Cubic Feet Per Carton: 8.75 (2 per carton)</p> <p>Ergonomic Features:<br/>M, N</p> | <p><b>RTA 00</b></p> | <b>5226</b>               | 395                     | 445      | 482                    | 537      | 611      | 640                    | 707      | 831 | 891 | 1011 | 1170 | 1399 |  |  |
|  |                      | <b>OVERALL DIMENSIONS</b> |                         |          | <b>SEAT DIMENSIONS</b> |          |          | <b>BACK DIMENSIONS</b> |          |     |     |      |      |      |  |  |
|  |                      | <b>W</b>                  | <b>D</b>                | <b>H</b> | <b>W</b>               | <b>D</b> | <b>H</b> | <b>W</b>               | <b>H</b> |     |     |      |      |      |  |  |
|  |                      | 22                        | 25.5                    | 34       | 20                     | 18       | 18       | 20                     | 18       |     |     |      |      |      |  |  |
|  <p><b>Ganging Clamp</b><br/>COM Yardage: N/A<br/>Freight Class: 70<br/>Product Weight (lbs.): 0.3<br/>Cubic Feet Per Carton: 0.1</p>   | <p><b>UPS</b></p>    | <b>2755</b>               | 35                      | -        | -                      | -        | -        | -                      | -        | -   | -   | -    | -    | -    |  |  |
|  |                      | <b>OVERALL DIMENSIONS</b> |                         |          | <b>SEAT DIMENSIONS</b> |          |          | <b>BACK DIMENSIONS</b> |          |     |     |      |      |      |  |  |
|  |                      | <b>W</b>                  | <b>D</b>                | <b>H</b> | <b>W</b>               | <b>D</b> | <b>H</b> | <b>W</b>               | <b>H</b> |     |     |      |      |      |  |  |
|  |                      | 0                         | 00                      | 0        | -                      | -        | -        | -                      | -        |     |     |      |      |      |  |  |

| DESCRIPTION   | FEATURES  | MODEL# | STANDARD TEXTILE GRADES   |      |     |                                 |      |             |                               |      |      |      |      |      |   |
|---|---|--------|---|------|-----|---------------------------------|------|-------------|-------------------------------|------|------|------|------|------|---|
|   |   |        | 1   | 2    | 3   | 4                               | 5    | 6           | 7                             | 8    | 9    | 10   | 11   | 12   |   |
|  <p><b>Ganging Clamps - Set of 2</b><br/>                     COM Yardage: N/A<br/>                     Freight Class: 70<br/>                     Product Weight: .20<br/>                     Cubic Feet Per Carton: .04</p>           |   | 5233   | 33  | -    | -   | -                               | -    | -           | -                             | -    | -    | -    | -    | -    | - |
|   |   |        |   |      |     |                                 |      |             |                               |      |      |      |      |      |   |
|   |   |        | <b>OVERALL DIMENSIONS</b><br>W D H  |      |     | <b>SEAT DIMENSIONS</b><br>W D H |      |             | <b>BACK DIMENSIONS</b><br>W H |      |      |      |      |      |   |
|   |   |        | .87   | 7.75 | 1.5 |                                 |      |             |                               |      |      |      |      |      |   |
|   |   |        |  |      |     |                                 |      |             |                               |      |      |      |      |      |   |
|  <p><b>HB Tilter</b><br/>                     COM Yardage: 1.5<br/>                     Freight Class: 250<br/>                     Product Weight (lbs.): 34<br/>                     Cubic Feet Per Carton: 10.13 (2 per carton)</p>   |  <p><b>ADJUSTMENTS</b><br/>                     (1) Tilt tension<br/>                     (2) Pneumatic seat height<br/>                     (9) Chair tilt lock<br/>                     (5A) Center-tilt action</p>  |        | 1   | 2    | 3   | 4                               | 5    | 6           | 7                             | 8    | 9    | 10   | 11   | 12   |   |
|   |   | 5227   | 629   | 687  | 731 | 793                             | 885  | 918         | 997                           | 1154 | 1222 | 1363 | 1554 | 1795 |   |
|   |   |        | <b>OVERALL DIMENSIONS</b><br>W D H  |      |     | <b>SEAT DIMENSIONS</b><br>W D H |      |             | <b>BACK DIMENSIONS</b><br>W H |      |      |      |      |      |   |
|   |   |        | 24  | 25.5 | 38  | 20                              | 18.5 | 17.75-21.75 | 20                            | 19.5 |      |      |      |      |   |
|   |   |        | <b>RTA 00</b>   |      |     |                                 |      |             |                               |      |      |      |      |      |   |
|  <p><b>LB Tilter</b><br/>                     COM Yardage: 1.25<br/>                     Freight Class: 250<br/>                     Product Weight (lbs.): 32<br/>                     Cubic Feet Per Carton: 10.13 (2 per carton)</p> |  <p><b>ADJUSTMENTS</b><br/>                     (1) Tilt tension<br/>                     (2) Pneumatic seat height<br/>                     (9) Chair tilt lock<br/>                     (5A) Center-tilt action</p> |        | 1   | 2    | 3   | 4                               | 5    | 6           | 7                             | 8    | 9    | 10   | 11   | 12   |   |
|   |   | 5228   | 565   | 612  | 649 | 703                             | 779  | 807         | 874                           | 999  | 1059 | 1178 | 1338 | 1536 |   |
|   |   |        | <b>OVERALL DIMENSIONS</b><br>W D H  |      |     | <b>SEAT DIMENSIONS</b><br>W D H |      |             | <b>BACK DIMENSIONS</b><br>W H |      |      |      |      |      |   |
|   |   |        | 24  | 24.5 | 34  | 20                              | 18.5 | 17.75-21.75 | 20                            | 17.5 |      |      |      |      |   |
|   |   |        | <b>RTA 00</b>   |      |     |                                 |      |             |                               |      |      |      |      |      |   |

SORA™

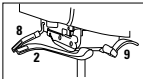


model 6941

model 6942

MECHANISM:

Weight sensing synchro-tilter mechanism (-8)



ADJUSTMENTS

- Weight sensing auto tension adjustment
- (2) Pneumatic seat height back/lumbar height
- (8) Sliding seat depth
- (9) Multi position tilt lock

Ergonomic features:

B, C, D, E, H, L, M, N, Q, R, U, V

STANDARD FEATURES

- Designed in three seat sizes and two back sizes to accommodate many body shapes.
- The upper back shape encourages free lateral movement.
- Features a weight sensing synchro-tilter mechanism (-8) that requires no tilt tension adjustment.
- Side activated sliding seat depth adjustment (MD).
- 4.4" adjustable lumbar area for personalized comfort and support is standard.
- Standard with Global's high quality Soft Descent™ 4" travel pneumatic lift which slowly and gently lowers the seat height of the chair making it easy to obtain the exact seat height you desire.
- 4.5" travel height adjustable arms.
- Five prong, injection molded, fiberglass reinforced nylon base with dual wheel casters.
- Sora is fully compliant with the latest BIFMA G1, GSA, and CGSB specifications.
- Frame is only available in Black.
- Check textile availability prior to specifying upholstery material.

OPTIONAL FEATURES

- Height (E2), height and width adjustable (E3), and fully ergonomic arms (E4) are available.
- Fully ergonomic arms (E4) are height and width (1.4" travel) adjustable arms with sliding armcaps. Sliding armcaps travel 1" in width and 2" in depth, and articulate 20° inwards and 10° outwards to aim toward the keyboard or mouse area.
- Mesh backs are available in 24 brilliant Vue colors.

Please add option codes in the following order:

- **Model number**  
6941 High back  
6942 Medium back
- **Fabric**  
Specify fabric code
- **Mechanism**  
(-8) Weight sensing synchro-tilt
- **Arms**  
(E2) Height adjustable arms..... **No upcharge**  
(E3) Height and width adjustable arms..... **Add \$96**  
(E4) Fully ergonomic arms..... **Add \$214**
- **Base**  
(B7) Black nylon base..... **No upcharge**  
(A7) Polished aluminum base..... **Add \$167**
- **Casters**  
(C82) Dual wheel carpet casters..... **No upcharge**  
(C82R) Dual wheel hard floor casters..... **Add \$94**
- **Mesh** (colors shown on website)  
(VU10) Sandy Beach (VU23) Chartreuse  
(VU11) Desert Sand (VU26) Pool Blue  
(VU12) Orange Sunset (VU28) Sky  
(VU13) Chocolate Fountain (VU32) Primary Blue  
(VU14) Arctic Blue (VU34) Tangerine  
(VU15) Quarry Grey (VU37) Paprika  
(VU16) Tidal Wave (VU40) Grain  
(VU17) Ivy Moss (VU43) Yellow  
(VU18) Red Rose (VU55) Silver Grey  
(VU19) Coal Black (VU63) Silver  
(VU20) White (VU65) Hot Pink  
(VU21) Lime (VU70) Red Mittens
- **Seat Size**  
(P) Petite seat, 17" wide  
(STAN) Standard seat, 18.5" wide  
(GS) Generous seat, 19.5" wide
- **Cylinder (No Upcharge)**  
(4L) Standard (4")  
(5L) High (5")  
(4S) Short (4"). Seat height: 14.8" - 18.7"  
Seat height range achieved using (C1) casters.



EXAMPLE SORA ORDER CODE

|         |        |           |     |      |         |       |       |          |
|---------|--------|-----------|-----|------|---------|-------|-------|----------|
| 6942    | -HD08  | -8        | -E4 | -A7  | -C82    | -VU32 | -STAN | -4L      |
| Model # | Fabric | Mechanism | Arm | Base | Casters | Mesh  | Seat  | Cylinder |

| Sora recommended dimensional information: based on measurements with weight sensing synchro-tilter mechanism |  |                     |                  |                      |
|--|--|---------------------|------------------|----------------------|
|  | Distance between arms (pivot not included) | Standard arm height | Seat depth range | Standard seat height |
| <b>Petite seat (P)</b><br>Soft Descent 4" lift & (E4) arm  | 14.7" - 17.5" = 2.8" adjustment            | 7" - 11.5"          | 15.5" - 18.5"    | 16.1" - 20.1"        |
| <b>Standard seat (STAN)</b><br>Soft Descent 4" lift & (E4) arm   | 16.2" - 19" = 2.8" adjustment              |                     | 16.5" - 19.5"    |                      |
| <b>Generous seat (GS)</b><br>Soft Descent 4" lift & (E4) arm   | 17.2" - 20" = 2.8" adjustment              |                     | 17.5" - 19.75"   |                      |

Measurements shown are measured to the requirements of BIFMA G1-2013 / CGSB 44.232-2008.



| DESCRIPTION  | FEATURES | MODEL#      | STANDARD TEXTILE GRADES   |          |              |                        |           |           |                        |          |      |      |      |      |
|--|----------|-------------|---------------------------|----------|--------------|------------------------|-----------|-----------|------------------------|----------|------|------|------|------|
|  |          |             | 1                         | 2        | 3            | 4                      | 5         | 6         | 7                      | 8        | 9    | 10   | 11   | 12   |
|  <p><b>HB Weight Sensing Synchro-Tilter</b><br/>                     COM Yardage: 1<br/>                     Freight Class: 250<br/>                     Product Weight (lbs.): 60<br/>                     Cubic Feet Per Carton: 20.5</p> |          | <b>6941</b> | 1373                      | 1411     | 1440         | 1480                   | 1540      | 1569      | 1619                   | 1706     | 1769 | 1841 | 1992 | 2149 |
|  |          |             | <b>OVERALL DIMENSIONS</b> |          |              | <b>SEAT DIMENSIONS</b> |           |           | <b>BACK DIMENSIONS</b> |          |      |      |      |      |
|  |          |             | <b>W</b>                  | <b>D</b> | <b>H</b>     | <b>W</b>               | <b>D</b>  | <b>H</b>  | <b>W</b>               | <b>H</b> |      |      |      |      |
|  |          |             | 25                        | 24       | 42.5         | 18.5                   | 16.5-19.5 | 16.1-20.1 | 18.5                   | 26       |      |      |      |      |
|  |          |             |                           |          | <b>RTA 1</b> | 1 per carton           |           |           |                        |          |      |      |      |      |
|  <p><b>MB Weight Sensing Synchro-Tilter</b><br/>                     COM Yardage: 1<br/>                     Freight Class: 250<br/>                     Product Weight (lbs.): 58<br/>                     Cubic Feet Per Carton: 20.5</p> |          | <b>6942</b> | 1319                      | 1357     | 1386         | 1426                   | 1486      | 1515      | 1567                   | 1653     | 1716 | 1790 | 1939 | 2098 |
|  |          |             | <b>OVERALL DIMENSIONS</b> |          |              | <b>SEAT DIMENSIONS</b> |           |           | <b>BACK DIMENSIONS</b> |          |      |      |      |      |
|  |          |             | <b>W</b>                  | <b>D</b> | <b>H</b>     | <b>W</b>               | <b>D</b>  | <b>H</b>  | <b>W</b>               | <b>H</b> |      |      |      |      |
|  |          |             | 25                        | 24       | 40.5         | 18.5                   | 16.5-19.5 | 16.1-20.1 | 18.5                   | 24       |      |      |      |      |
|  |          |             |                           |          | <b>RTA 1</b> | 1 per carton           |           |           |                        |          |      |      |      |      |

SPRITZ™



Spritz is offered in two back heights, with or without an optional lumbar support

MECHANISMS OPTIONS

|  |  |
|--|--|
| <p><b>Tilter (-4)</b></p>  | <p><b>Weight Sensing (-8)</b></p>  |
| <p><b>ADJUSTMENTS</b><br/>                 (1) Tilt tension<br/>                 (2) Pneumatic seat height<br/>                 (9) Upright position tilt lock<br/>                 Center tilt action</p> | <p><b>ADJUSTMENTS</b><br/>                 Weight sensing auto tension adjustment<br/>                 (2) Pneumatic seat height<br/>                 (8) Sliding seat depth<br/>                 (9) Multi position tilt lock</p> |

**Ergonomic Features:**  
A, B, C, D, H, M, N, Q, S, U

**Ergonomic Features:**  
A, B, C, E, H, L, M, N, Q, U

SPRITZ NESTING/MULTI-PURPOSE CHAIRS



For Spritz Nesting/Multi-Purpose chairs, please refer to Multi-Purpose section of price book.

STANDARD FEATURES

- An exceptionally comfortable chair series featuring a sophisticated, translucent mesh and models for all applications.
- Side activated sliding seat depth adjustment (**MD**) is standard on weight sensing synchro tilter control mechanism.
- Standard with height adjustable, forward swept arms and sliding armcaps (**G4**).
- Standard with Global's high quality Soft Descent™ pneumatic lift which slowly and gently lowers the seat height of the chair making it easy to obtain the exact seat height you desire.
- Five prong, injection molded, fiberglass reinforced nylon Black base with **C10** dual wheel carpet casters.
- Check textile availability prior to specifying upholstery material.
- Models can be ordered in Leather using appropriate grade.

OPTIONAL FEATURES

- For additional caster options, please refer to the Arm and Caster section.
- Optional casters may be priced higher than the standard casters for your chair and the difference will be charged. Lower priced optional casters will not be credited.

OPTION CODES


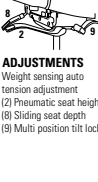

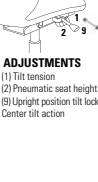

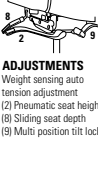
Please add option codes in the following order:

- **Model number**  
**6760** Task Chair w/Adjustable Headrest  
**6761** Task Chair
- Add **(-4)** to model number if ordering Tilter mechanism  
 Add **(-8)** to model number if ordering Weight Sensing Synchro-Tilter mechanism
- **Fabric**  
 Specify fabric code for seat.
- **Arms**  
**(G4)** Black nylon arms w/SSU armcaps..... **Standard**
- **Lumbar Pad Option**  
**(LSP)** Lumbar Pad..... **Add \$40**
- **Base**  
**(BK)** Black nylon base..... **Standard**
- **Casters**  
**(C10)** Dual wheel carpet casters ..... **Standard**  
**(C10R)** Dual wheel hard floor casters..... **Add \$66**
- **Mesh Back**  
**(U1)** Black  
**(U2)** Burgundy  
**(U3)** Blue  
**(U4)** Green  
 (colors shown on website)
- **Vari-Width**  
**(WA)** Width adjustable arm extensions..... **Add \$87**
- **Chair Assembly**  
**(-SU)** Assembled in Box..... **Add \$76**

EXAMPLE OF ORDER CODE:

|              |        |      |            |      |         |           |            |                |
|--------------|--------|------|------------|------|---------|-----------|------------|----------------|
| 6760-4       | WA50   | G4   | LSP        | SD   | C10     | U2        | WA         | SU             |
| Model Number | Fabric | Arms | Lumbar Pad | Base | Casters | Mesh Back | Vari-Width | Chair Assembly |

| DESCRIPTION   | FEATURES | MODEL#        | STANDARD TEXTILE GRADES   |          |          |                        |          |          |                        |          |      |      |      |      |
|---|----------|---------------|---------------------------|----------|----------|------------------------|----------|----------|------------------------|----------|------|------|------|------|
|   |          |               | 1                         | 2        | 3        | 4                      | 5        | 6        | 7                      | 8        | 9    | 10   | 11   | 12   |
| <br><b>Tilter w/Adjustable Headrest</b><br>COM Yardage: 1<br>Freight Class: 150<br>Product Weight (lbs.): 49<br>Cubic Feet Per Carton: 11 |          | <b>6760-4</b> | 1039                      | 1077     | 1106     | 1147                   | 1207     | 1236     | 1289                   | 1374     | 1439 | 1513 | 1663 | 1824 |
|   |          |               |                           |          |          |                        |          |          |                        |          |      |      |      |      |
|   |          |               | <b>OVERALL DIMENSIONS</b> |          |          | <b>SEAT DIMENSIONS</b> |          |          | <b>BACK DIMENSIONS</b> |          |      |      |      |      |
|   |          |               | <b>W</b>                  | <b>D</b> | <b>H</b> | <b>W</b>               | <b>D</b> | <b>H</b> | <b>W</b>               | <b>H</b> |      |      |      |      |
|   |          |               | 26                        | 24       | 45       | 19.5                   | 19       | 16-20    | 17.5                   | 27       |      |      |      |      |
|   |          |               | <b>RTA 2</b>              |          |          |                        |          |          |                        |          |      |      |      |      |

| DESCRIPTION  | FEATURES  | MODEL#                    | STANDARD TEXTILE GRADES |          |                        |          |          |                        |          |      |      |      |      |      |  |  |
|--|---|---------------------------|-------------------------|----------|------------------------|----------|----------|------------------------|----------|------|------|------|------|------|--|--|
|  |   |                           | 1                       | 2        | 3                      | 4        | 5        | 6                      | 7        | 8    | 9    | 10   | 11   | 12   |  |  |
|  <p><b>Weight Sensing Sychro-Tilter w/Adjustable Headrest</b><br/>                     COM Yardage: 1<br/>                     Freight Class: 150<br/>                     Product Weight (lbs.): 55<br/>                     Cubic Feet Per Carton: 11</p> |  <p><b>ADJUSTMENTS</b><br/>                     Weight sensing auto tension adjustment<br/>                     (2) Pneumatic seat height<br/>                     (8) Sliding seat depth<br/>                     (9) Multi position tilt lock</p>  | <b>6760-8</b>             | 1179                    | 1217     | 1246                   | 1287     | 1347     | 1376                   | 1429     | 1514 | 1580 | 1654 | 1804 | 1964 |  |  |
|  |   | <b>OVERALL DIMENSIONS</b> |                         |          | <b>SEAT DIMENSIONS</b> |          |          | <b>BACK DIMENSIONS</b> |          |      |      |      |      |      |  |  |
|  |   | <b>W</b>                  | <b>D</b>                | <b>H</b> | <b>W</b>               | <b>D</b> | <b>H</b> | <b>W</b>               | <b>H</b> |      |      |      |      |      |  |  |
|  |   | 26                        | 24                      | 45       | 19.5                   | 19-21.5  | 16-20    | 17.5                   | 27       |      |      |      |      |      |  |  |
|  |   | <b>RTA 2</b>              |                         |          |                        |          |          |                        |          |      |      |      |      |      |  |  |
|  <p><b>Tilter</b><br/>                     COM Yardage: 1<br/>                     Freight Class: 150<br/>                     Product Weight (lbs.): 48<br/>                     Cubic Feet Per Carton: 10.5</p>   |  <p><b>ADJUSTMENTS</b><br/>                     (1) Tilt tension<br/>                     (2) Pneumatic seat height<br/>                     (9) Upright position tilt lock<br/>                     Center tilt action</p>                          | <b>6761-4</b>             | 974                     | 1011     | 1040                   | 1081     | 1141     | 1170                   | 1222     | 1307 | 1371 | 1445 | 1595 | 1754 |  |  |
|  |   | <b>OVERALL DIMENSIONS</b> |                         |          | <b>SEAT DIMENSIONS</b> |          |          | <b>BACK DIMENSIONS</b> |          |      |      |      |      |      |  |  |
|  |   | <b>W</b>                  | <b>D</b>                | <b>H</b> | <b>W</b>               | <b>D</b> | <b>H</b> | <b>W</b>               | <b>H</b> |      |      |      |      |      |  |  |
|  |   | 26                        | 24                      | 38.5     | 19.5                   | 19       | 16-20    | 17.5                   | 20       |      |      |      |      |      |  |  |
|  |   | <b>RTA 2</b>              |                         |          |                        |          |          |                        |          |      |      |      |      |      |  |  |
|  <p><b>Weight Sensing Sychro-Tilter</b><br/>                     COM Yardage: 1<br/>                     Freight Class: 150<br/>                     Product Weight (lbs.): 54<br/>                     Cubic Feet Per Carton: 10.5</p>                    |  <p><b>ADJUSTMENTS</b><br/>                     Weight sensing auto tension adjustment<br/>                     (2) Pneumatic seat height<br/>                     (8) Sliding seat depth<br/>                     (9) Multi position tilt lock</p> | <b>6761-8</b>             | 1114                    | 1151     | 1180                   | 1221     | 1281     | 1310                   | 1362     | 1448 | 1512 | 1586 | 1737 | 1895 |  |  |
|  |   | <b>OVERALL DIMENSIONS</b> |                         |          | <b>SEAT DIMENSIONS</b> |          |          | <b>BACK DIMENSIONS</b> |          |      |      |      |      |      |  |  |
|  |   | <b>W</b>                  | <b>D</b>                | <b>H</b> | <b>W</b>               | <b>D</b> | <b>H</b> | <b>W</b>               | <b>H</b> |      |      |      |      |      |  |  |
|  |   | 26                        | 24                      | 38.5     | 19.5                   | 19-21.5  | 16-20    | 17.5                   | 20       |      |      |      |      |      |  |  |
|  |   | <b>RTA 2</b>              |                         |          |                        |          |          |                        |          |      |      |      |      |      |  |  |

STREAM

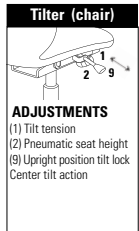


model 2073APP

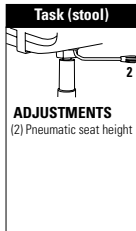


model 2074AUU

MECHANISMS OPTIONS



Ergonomic Features:  
A, B, C, M, N, S.



Ergonomic Features:  
C, M, N

STANDARD FEATURES

- Our popular Stream series now features 5-star base task chairs and heights adjustable stools.
- Task chairs are available with tilter mechanism only.
- Height adjustable stools are available with simple swivel mechanism only.
- Task chairs and height adjustable stools have a five-prong base with dual wheel casters.
- Units available with or without arms. Arms match seat/back finish.
- Perforated Polypropylene seats and backs are available in 14 colors.
- Check textile availability prior to specifying upholstery material.

OPTIONAL FEATURES

- Base is Black nylon, no upcharge, or Polished Aluminum, add **\$167**.
- Choose (82) carpet casters, no upcharge, or (8R) hard floor casters, add **\$77**.

Please add option codes in the following order:

- **Model number**  
**2073** Task chair  
**2074** Height adjustable stool
- **Textile**  
 Specify textile code for back (UU models only).  
 Specify textile code for seat (PU, UU models only).
- **Seat/back finish** (no upcharge)  
**(BZB)** Buzz Blue **(FRO)** Frost  
**(CCT)** Cactus **(INK)** Ink  
**(CRO)** Carrot **(LAB)** Latte  
**(IVC)** Cloud **(BLK)** Night  
**(DJN)** Dijon **(SND)** Sand  
**(EGP)** Eggplant **(SAR)** Scarlet  
**(FOG)** Fog **(SHW)** Shadow
- **Frame finish**  
**(BK)** Black. No upcharge.  
**(TN)** Tungsten. No upcharge.  
**(CM)** Chrome. Add \$48.
- **Base**  
**(B7)** Black nylon base. No upcharge.  
**(A7)** Polished Aluminum base. Add \$167.
- **Casters**  
**(82)** 82 dual wheel carpet casters. No upcharge.  
**(8R)** 8R dual wheel hard floor casters. Add **\$89**




Stream Multi-Purpose Chairs










For Stream multi-purpose chairs, please see page 224.



EXAMPLE STREAM TASK ORDER CODE:

|         |              |              |                  |              |      |        |
|---------|--------------|--------------|------------------|--------------|------|--------|
| 2073APP | -            | -            | -IVC             | -CM          | -A7  | -82    |
| Model # | Back Textile | Seat Textile | Seat/back finish | Frame finish | Base | Caster |

| DESCRIPTION   | FEATURES | MODEL#         | STANDARD TEXTILE GRADES |                           |          |          |                        |          |          |                        |          |      |      |      |      |
|---|----------|----------------|-------------------------|---------------------------|----------|----------|------------------------|----------|----------|------------------------|----------|------|------|------|------|
|   |          |                | 1                       | 2                         | 3        | 4        | 5                      | 6        | 7        | 8                      | 9        | 10   | 11   | 12   |      |
| <br><b>Tilter Chair w/Arms</b><br>COM Yardage: N/A<br>Freight Class: 250<br>Product Weight (lbs.): 34<br>Cubic Feet Per Carton: 15.5 |          | <b>2073APP</b> | 872                     | Polypropylene seat & back |          |          |                        |          |          |                        |          |      |      |      |      |
|   |          |                |                         | <b>OVERALL DIMENSIONS</b> |          |          | <b>SEAT DIMENSIONS</b> |          |          | <b>BACK DIMENSIONS</b> |          |      |      |      |      |
|   |          |                |                         | <b>W</b>                  | <b>D</b> | <b>H</b> | <b>W</b>               | <b>D</b> | <b>H</b> | <b>W</b>               | <b>H</b> |      |      |      |      |
|   |          |                |                         | 24                        | 23.5     | 33.5     | 18                     | 18       | 15.5     | 16                     | 16.5     |      |      |      |      |
|   |          | <b>RTA 00</b>  | 1 per carton            |                           |          |          |                        |          |          |                        |          |      |      |      |      |
|  <br><b>2073APU</b> <b>2073AUU</b>                |          | <b>2073APU</b> | 1056                    | 1083                      | 1103     | 1134     | 1176                   | 1196     | 1235     | 1297                   | 1345     | 1397 | 1507 | 1621 |      |
|   |          |                |                         | Upholstered seat          |          |          |                        |          |          |                        |          |      |      |      |      |
|   |          |                | <b>2073AUU</b>          | 1171                      | 1198     | 1218     | 1247                   | 1290     | 1311     | 1349                   | 1410     | 1457 | 1510 | 1619 | 1734 |
|   |          |                |                         | Upholstered seat & back   |          |          |                        |          |          |                        |          |      |      |      |      |
|   |          |                |                         | <b>OVERALL DIMENSIONS</b> |          |          | <b>SEAT DIMENSIONS</b> |          |          | <b>BACK DIMENSIONS</b> |          |      |      |      |      |
|   |          |                | <b>W</b>                | <b>D</b>                  | <b>H</b> | <b>W</b> | <b>D</b>               | <b>H</b> | <b>W</b> | <b>H</b>               |          |      |      |      |      |
|   |          |                | 24                      | 23.5                      | 33.5     | 18       | 18                     | 17.5     | 16       | 16                     |          |      |      |      |      |
|   |          | <b>RTA 00</b>  | 1 per carton            |                           |          |          |                        |          |          |                        |          |      |      |      |      |



| DESCRIPTION  | FEATURES      | MODEL#                    | STANDARD TEXTILE GRADES |                           |                        |          |          |                        |          |      |      |      |      |      |                         |  |
|--|---------------|---------------------------|-------------------------|---------------------------|------------------------|----------|----------|------------------------|----------|------|------|------|------|------|-------------------------|--|
|  |               |                           | 1                       | 2                         | 3                      | 4        | 5        | 6                      | 7        | 8    | 9    | 10   | 11   | 12   |                         |  |
|  <p><b>Armless Tilter Chair</b><br/>COM Yardage: N/A<br/>Freight Class: 300<br/>Product Weight (lbs.): 30<br/>Cubic Feet Per Carton:</p>  |               | <b>2073NPP</b>            | 779                     | Polypropylene seat & back |                        |          |          |                        |          |      |      |      |      |      |                         |  |
|  |               | <b>OVERALL DIMENSIONS</b> |                         |                           | <b>SEAT DIMENSIONS</b> |          |          | <b>BACK DIMENSIONS</b> |          |      |      |      |      |      |                         |  |
|  |               | <b>W</b>                  | <b>D</b>                | <b>H</b>                  | <b>W</b>               | <b>D</b> | <b>H</b> | <b>W</b>               | <b>H</b> |      |      |      |      |      |                         |  |
|  |               | 20.5                      | 23.5                    | 33.5                      | 18                     | 18       | 15.5     | 16                     | 16.5     |      |      |      |      |      |                         |  |
|  |               | <b>RTA 00</b>             |                         | 1 per carton              |                        |          |          |                        |          |      |      |      |      |      |                         |  |
|  <p><b>2073NPU</b></p>  <p><b>2073NUU</b></p> <p><b>Armless Tilter Chair</b><br/>COM Yardage: 0.75<br/>Freight Class: 250<br/>Product Weight: 33<br/>Cubic Feet Per Carton: 15.5</p>               |               | <b>2073NPU</b>            | 963                     | 990                       | 1010                   | 1039     | 1082     | 1102                   | 1141     | 1201 | 1249 | 1300 | 1410 | 1525 | Upholstered seat        |  |
|  |               | <b>2073NUU</b>            | 1077                    | 1104                      | 1124                   | 1153     | 1195     | 1216                   | 1254     | 1314 | 1362 | 1413 | 1521 | 1635 | Upholstered seat & back |  |
|  |               | <b>OVERALL DIMENSIONS</b> |                         |                           | <b>SEAT DIMENSIONS</b> |          |          | <b>BACK DIMENSIONS</b> |          |      |      |      |      |      |                         |  |
|  |               | <b>W</b>                  | <b>D</b>                | <b>H</b>                  | <b>W</b>               | <b>D</b> | <b>H</b> | <b>W</b>               | <b>H</b> |      |      |      |      |      |                         |  |
|  |               | 20.5                      | 23.5                    | 33.5                      | 18                     | 18       | 16       | 16                     | 16       |      |      |      |      |      |                         |  |
|  | <b>RTA 00</b> |                           | 1 per carton            |                           |                        |          |          |                        |          |      |      |      |      |      |                         |  |
|  <p><b>Height Adjustable Stool w/Arms</b><br/>COM Yardage: N/A<br/>Freight Class: 300<br/>Product Weight (lbs.): 37<br/>Cubic Feet Per Carton: 19.5</p>  |               | <b>2074APP</b>            | 984                     | Polypropylene seat & back |                        |          |          |                        |          |      |      |      |      |      |                         |  |
|  |               | <b>OVERALL DIMENSIONS</b> |                         |                           | <b>SEAT DIMENSIONS</b> |          |          | <b>BACK DIMENSIONS</b> |          |      |      |      |      |      |                         |  |
|  |               | <b>W</b>                  | <b>D</b>                | <b>H</b>                  | <b>W</b>               | <b>D</b> | <b>H</b> | <b>W</b>               | <b>H</b> |      |      |      |      |      |                         |  |
|  |               | 24                        | 23.5                    | 43                        | 18                     | 18       | 22       | 16                     | 16.5     |      |      |      |      |      |                         |  |
|  |               | <b>RTA 00</b>             |                         | 1 per carton              |                        |          |          |                        |          |      |      |      |      |      |                         |  |
|  <p><b>2074APU</b></p>  <p><b>2074AUU</b></p> <p><b>Height Adjustable Stool w/Arms</b><br/>COM Yardage: 0.75<br/>Freight Class: 250<br/>Product Weight: 40<br/>Cubic Feet Per Carton: 19.5</p> |               | <b>2074APU</b>            | 1166                    | 1196                      | 1216                   | 1249     | 1293     | 1313                   | 1353     | 1419 | 1469 | 1523 | 1637 | 1759 | Upholstered seat        |  |
|  |               | <b>2074AUU</b>            | 1281                    | 1308                      | 1330                   | 1361     | 1406     | 1426                   | 1466     | 1529 | 1578 | 1635 | 1747 | 1867 | Upholstered seat & back |  |
|  |               | <b>OVERALL DIMENSIONS</b> |                         |                           | <b>SEAT DIMENSIONS</b> |          |          | <b>BACK DIMENSIONS</b> |          |      |      |      |      |      |                         |  |
|  |               | <b>W</b>                  | <b>D</b>                | <b>H</b>                  | <b>W</b>               | <b>D</b> | <b>H</b> | <b>W</b>               | <b>H</b> |      |      |      |      |      |                         |  |
|  |               | 24                        | 23.5                    | 43                        | 18                     | 18       | 22.5     | 16                     | 16       |      |      |      |      |      |                         |  |
|  | <b>RTA 00</b> |                           | 1 per carton            |                           |                        |          |          |                        |          |      |      |      |      |      |                         |  |
|  <p><b>Armless Height Adjustable Stool</b><br/>COM Yardage: N/A<br/>Freight Class: 300<br/>Product Weight (lbs.): 33<br/>Cubic Feet Per Carton: 19.5</p>  |               | <b>2074NPP</b>            | 870                     | Polypropylene seat & back |                        |          |          |                        |          |      |      |      |      |      |                         |  |
|  |               | <b>OVERALL DIMENSIONS</b> |                         |                           | <b>SEAT DIMENSIONS</b> |          |          | <b>BACK DIMENSIONS</b> |          |      |      |      |      |      |                         |  |
|  |               | <b>W</b>                  | <b>D</b>                | <b>H</b>                  | <b>W</b>               | <b>D</b> | <b>H</b> | <b>W</b>               | <b>H</b> |      |      |      |      |      |                         |  |
|  |               | 20.5                      | 23.5                    | 43                        | 18                     | 18       | 22       | 16                     | 16.5     |      |      |      |      |      |                         |  |
|  |               | <b>RTA 00</b>             |                         | 1 per carton              |                        |          |          |                        |          |      |      |      |      |      |                         |  |

| DESCRIPTION   | FEATURES  | MODEL#                                    | STANDARD TEXTILE GRADES   |          |              |                        |          |          |                        |          |      |      |      |      |
|---|---|---|---------------------------|----------|--------------|------------------------|----------|----------|------------------------|----------|------|------|------|------|
|   |   |   | 1                         | 2        | 3            | 4                      | 5        | 6        | 7                      | 8        | 9    | 10   | 11   | 12   |
|  <p><b>2074NPU</b></p> <p><b>Armless Height Adjustable Stool</b><br/>                     COM Yardage: 0.75<br/>                     Freight Class: 300<br/>                     Product Weight: 38<br/>                     Cubic Feet Per Carton: 19.5</p> |  <p><b>2074NUU</b></p> | <b>2074NPU</b><br>Upholstered seat        | 1052                      | 1079     | 1100         | 1131                   | 1176     | 1195     | 1235                   | 1298     | 1346 | 1400 | 1513 | 1629 |
|   |   | <b>2074NUU</b><br>Upholstered seat & back | 1168                      | 1197     | 1217         | 1247                   | 1292     | 1312     | 1351                   | 1413     | 1462 | 1515 | 1624 | 1743 |
|   |   |   | <b>OVERALL DIMENSIONS</b> |          |              | <b>SEAT DIMENSIONS</b> |          |          | <b>BACK DIMENSIONS</b> |          |      |      |      |      |
|   |   |   | <b>W</b>                  | <b>D</b> | <b>H</b>     | <b>W</b>               | <b>D</b> | <b>H</b> | <b>W</b>               | <b>H</b> |      |      |      |      |
|   |   |   | 20.5                      | 23.5     | 43           | 18                     | 18       | 22.5     | 16                     | 16       |      |      |      |      |
|   |   |   | <b>RTA 00</b>             |          | 1 per carton |                        |          |          |                        |          |      |      |      |      |

SUPRA™



model 5330-4 (UB)



model 5332 (TUN)



**Impact Resistant Back**  
All models are standard with an impact resistant back cover, in Black Only.



model 5332




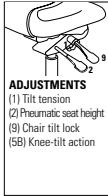


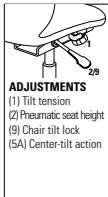


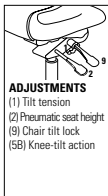

**Optional Base**  
Arched aluminum base available as an option on models that are standard with a black arched base. Specify "TB5". Add \$167.



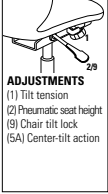











STANDARD FEATURES

- Contoured cushions support the user in a comfortable, contemporary style.
- Stylish arm/frame design sweeps from under the seat through the back and culminates in a hoop at the rear of the seat.
- Tilters are standard with a Tungsten (TUT) finish and Black nylon base. Armchairs are standard with a Tungsten finish (TTU).
- Molded self-skinned urethane waterfall armrests are available in Black (BK) Only.
- The impact resistant outer back shell adds a decorative look and protects from damage. Available in Black (BK) Only.
- Five prong base models: dual wheel carpet casters
- (C65) are standard.
- Model 5331-4SC features a self centering cylinder which swivels and automatically returns to the starting seat location. This model is standard with a flat 5 star base in Black (BK) with C7 glides.
- Check textile availability prior to specifying upholstery material.

OPTIONAL FEATURES

- Models 5332 and 5332L can be joined together using ganging clamp model 5233.
- Optional steel cushioned glides (B) are available on models 5332 and 5332L. Specify. Add \$34.
- Optional frame finishes include: Please Specify a Tungsten finish with Tungsten base (TUT)\* on Tilter models. Add \$83. (\* Equipped with a 3" cylinder instead of the standard 4" cylinder to maintain seat height range.)
- Arm frames are available in Black finish with Black nylon base, please specify (TBB). No upcharge.
- Armchair optional frame finishes include: (TBL) Black and (TTU) Tungsten. For a Chrome (CHM) finish on armchairs, add \$127.
- Please refer to the "Casters Selection" section of the price book for caster options. Optional casters may be priced higher than the standard casters for your chair and the difference will be charged. Lower priced optional casters will not be credited.
- For hard surface flooring casters, please specify C65R casters. Add \$73.
- For fully assembled in box, please specify SU. Add \$76.

| DESCRIPTION  | FEATURES   | MODEL#        | STANDARD TEXTILE GRADES   |   |          |                        |          |           |                        |          |      |      |      |      |  |  |
|--|--|---------------|---------------------------|---|----------|------------------------|----------|-----------|------------------------|----------|------|------|------|------|--|--|
|  |  |               | 1                         | 2   | 3        | 4                      | 5        | 6         | 7                      | 8        | 9    | 10   | 11   | 12   |  |  |
|  <p><b>HB Knee - Tilter</b><br/>COM Yardage: 1.5<br/>Freight Class: 250<br/>Product Weight (lbs.): 41<br/>Cubic Feet Per Carton: 13.25</p> <p>Ergonomic Features:<br/>A, B, C, J, M, N</p>   |  <p><b>ADJUSTMENTS</b><br/>(1) Tilt tension<br/>(2) Pneumatic seat height<br/>(9) Chair tilt lock<br/>(5B) Knee-tilt action</p>    | <b>5330-2</b> | 956                       | 1016  | 1058     | 1123                   | 1212     | 1245      | 1325                   | 1478     | 1550 | 1690 | 1881 | 2122 |  |  |
|  |  |               | <b>OVERALL DIMENSIONS</b> |   |          | <b>SEAT DIMENSIONS</b> |          |           | <b>BACK DIMENSIONS</b> |          |      |      |      |      |  |  |
|  |  |               | <b>W</b>                  | <b>D</b>  | <b>H</b> | <b>W</b>               | <b>D</b> | <b>H</b>  | <b>W</b>               | <b>H</b> |      |      |      |      |  |  |
|  |  |               | 26                        | 27  | 42.5     | 21                     | 18.5     | 17.5-21.5 | 20                     | 24       |      |      |      |      |  |  |
|  |  |               | <b>RTA 2</b>              |  |          |                        |          |           |                        |          |      |      |      |      |  |  |
|  <p><b>HB Tilter</b><br/>COM Yardage: 1.5<br/>Freight Class: 250<br/>Product Weight (lbs.): 40<br/>Cubic Feet Per Carton: 12</p> <p>Ergonomic Features:<br/>A, B, C, M, N, S</p>            |  <p><b>ADJUSTMENTS</b><br/>(1) Tilt tension<br/>(2) Pneumatic seat height<br/>(9) Chair tilt lock<br/>(5A) Center-tilt action</p> | <b>5330-4</b> | 725                       | 783   | 825      | 890                    | 980      | 1014      | 1093                   | 1247     | 1319 | 1460 | 1650 | 1891 |  |  |
|  |  |               | <b>OVERALL DIMENSIONS</b> |   |          | <b>SEAT DIMENSIONS</b> |          |           | <b>BACK DIMENSIONS</b> |          |      |      |      |      |  |  |
|  |  |               | <b>W</b>                  | <b>D</b>  | <b>H</b> | <b>W</b>               | <b>D</b> | <b>H</b>  | <b>W</b>               | <b>H</b> |      |      |      |      |  |  |
|  |  |               | 26                        | 27  | 42       | 21                     | 18.5     | 16.5-20.5 | 20                     | 24       |      |      |      |      |  |  |
|  |  |               | <b>RTA 2</b>              |  |          |                        |          |           |                        |          |      |      |      |      |  |  |
|  <p><b>MB Knee - Tilter</b><br/>COM Yardage: 1.25<br/>Freight Class: 250<br/>Product Weight (lbs.): 39<br/>Cubic Feet Per Carton: 13.25</p> <p>Ergonomic Features:<br/>A, B, C, J, M, N</p> |  <p><b>ADJUSTMENTS</b><br/>(1) Tilt tension<br/>(2) Pneumatic seat height<br/>(9) Chair tilt lock<br/>(5B) Knee-tilt action</p>   | <b>5331-2</b> | 906                       | 954   | 993      | 1044                   | 1121     | 1148      | 1218                   | 1340     | 1401 | 1520 | 1680 | 1878 |  |  |
|  |  |               | <b>OVERALL DIMENSIONS</b> |   |          | <b>SEAT DIMENSIONS</b> |          |           | <b>BACK DIMENSIONS</b> |          |      |      |      |      |  |  |
|  |  |               | <b>W</b>                  | <b>D</b>  | <b>H</b> | <b>W</b>               | <b>D</b> | <b>H</b>  | <b>W</b>               | <b>H</b> |      |      |      |      |  |  |
|  |  |               | 26                        | 26  | 39.5     | 21                     | 18.5     | 17.5-21.5 | 20                     | 19.5     |      |      |      |      |  |  |
|  |  |               | <b>RTA 2</b>              |  |          |                        |          |           |                        |          |      |      |      |      |  |  |

| DESCRIPTION  | FEATURES   | MODEL#   | STANDARD TEXTILE GRADES                 |     |     |                                 |     |     |   |      |      |      |      |      |      |
|--|--|--|---|-----|-----|---------------------------------|-----|-----|---|------|------|------|------|------|------|
|  |  |  | 1                                       | 2   | 3   | 4                               | 5   | 6   | 7   | 8    | 9    | 10   | 11   | 12   |      |
| <br>5331-4                                | <br>5331L-4   |  <p><b>ADJUSTMENTS</b><br/>                     (1) Tilt tension<br/>                     (2) Pneumatic seat height<br/>                     (3) Chair tilt lock<br/>                     (5A) Center-tilt action</p> | 5331-4                                  | 678 | 725 | 766                             | 815 | 892 | 921   | 987  | 1114 | 1173 | 1292 | 1452 | 1650 |
|  |  |  | <b>OVERALL DIMENSIONS</b><br>W D H      |     |     | <b>SEAT DIMENSIONS</b><br>W D H |     |     | <b>BACK DIMENSIONS</b><br>W H   |      |      |      |      |      |      |
| MB Tilter<br>COM Yardage: 1.25<br>Freight Class: 250<br>Product Weight (lbs.): 37<br>Cubic Feet Per Carton: 12             |  |  | Ergonomic Features:<br>A, B, C, M, N, S |     |     | RTA 2                           |     |     |    |      |      |      |      |      |      |
| <br>5331-4SC                              | <br>5331L-4SC |  | 5331-4SC                                | 753 | 805 | 841                             | 895 | 975 | 999   | 1068 | 1197 | 1260 | 1382 | 1542 | 1747 |
|  |  |  | <b>OVERALL DIMENSIONS</b><br>W D H      |     |     | <b>SEAT DIMENSIONS</b><br>W D H |     |     | <b>BACK DIMENSIONS</b><br>W H   |      |      |      |      |      |      |
| MB Conference Chair<br>COM Yardage: 1.25<br>Freight Class: 250<br>Product Weight (lbs.): 37<br>Cubic Feet Per Carton: 11.5 |  |  | Ergonomic Features:<br>A, B, C, M, N, S |     |     | RTA 2                           |     |     |    |      |      |      |      |      |      |
| <br>5332                                 | <br>5332L    |  | 5332                                    | 565 | 612 | 649                             | 703 | 779 | 807   | 874  | 999  | 1059 | 1178 | 1338 | 1536 |
|  |  |  | <b>OVERALL DIMENSIONS</b><br>W D H      |     |     | <b>SEAT DIMENSIONS</b><br>W D H |     |     | <b>BACK DIMENSIONS</b><br>W H   |      |      |      |      |      |      |
| Armchair<br>COM Yardage: 1.25<br>Freight Class: 300<br>Product Weight (lbs.): 28<br>Cubic Feet Per Carton: 17              |  |  | Ergonomic Features:<br>M, N             |     |     | RTA 00                          |     |     |   |      |      |      |      |      |      |
| <br>5332C                               | <br>5332LC  |  | 5332C                                   | 744 | 792 | 831                             | 886 | 962 | 990   | 1059 | 1188 | 1250 | 1369 | 1531 | 1738 |
|  |  |  | <b>OVERALL DIMENSIONS</b><br>W D H      |     |     | <b>SEAT DIMENSIONS</b><br>W D H |     |     | <b>BACK DIMENSIONS</b><br>W H   |      |      |      |      |      |      |
| Armchair Casters<br>COM Yardage: 1.25<br>Freight Class: 300<br>Product Weight (lbs.): 28<br>Cubic Feet Per Carton: 17      |  |  | Ergonomic Features:<br>M, N             |     |     | RTA 00                          |     |     |   |      |      |      |      |      |      |
| <br>5335                                | <br>5335L   |  | 5335                                    | 678 | 725 | 766                             | 815 | 892 | 921   | 987  | 1114 | 1173 | 1292 | 1452 | 1650 |
|  |  |  | <b>OVERALL DIMENSIONS</b><br>W D H      |     |     | <b>SEAT DIMENSIONS</b><br>W D H |     |     | <b>BACK DIMENSIONS</b><br>W H   |      |      |      |      |      |      |
| Armchair Sled base<br>COM Yardage: 1.25<br>Freight Class: 300<br>Product Weight (lbs.): 33<br>Cubic Feet Per Carton: 17.5  |  |  | Ergonomic Features:<br>M, N             |     |     | RTA 00                          |     |     |  |      |      |      |      |      |      |



SUPRA X™



model 5336-5



**Impact Resistant Back**  
All models are standard with an impact resistant back cover, in Black Only.



model 5337-6









**Additional stitch detail for leather upholstery**


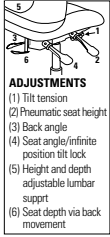


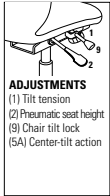


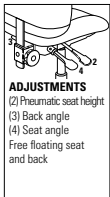


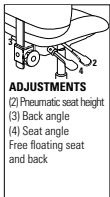


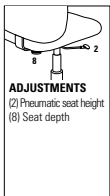

STANDARD FEATURES


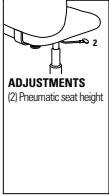

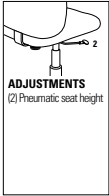
- Ergonomic office seating with height adjustable lumbar support.
- Control knobs on the outside of the back allow the adjustment of the lumbar support.
- An impact resistant outer back shell adds a distinctive look to this series and protects against damage.
- Height and depth adjustable lumbar support.
- Standard with adjustable height forward swept arms with kidney shaped urethane armcaps (SC).
- Base and frame are standard in Black (BK).
- All models are standard with a five-legged, injection molded "spider" base.
- C65 casters are standard.
- Check textile availability prior to specifying upholstery material.

OPTIONAL FEATURES

- Please refer to "Arms Selection" section of the price book for arm options.
- Please refer to "Cylinder Selection" section of the price book for additional cylinder options.
- Please refer to the "Casters Selection" section of the price book for caster options. Optional casters may be priced higher than the standard casters for your chair and the difference will be charged. Lower priced optional casters will not be credited.
- For hard surface flooring casters, please specify C65R casters. Add \$73
- Vari-Width Adapter Plate (WA) is standard when chair is ordered with adjustable height arms. Allows each arm to move outward an additional 2" (for a total of 4" extra seat width) and locks with the use of an easy to maneuver lever (WA).
- For fully assembled in box, please SU. Add \$76.

| DESCRIPTION  | FEATURES   | MODEL#        | STANDARD TEXTILE GRADES                       |      |      |                        |       |       |                        |      |      |      |      |      |  |  |  |
|--|--|---------------|---|------|------|------------------------|-------|-------|------------------------|------|------|------|------|------|--|--|--|
|  <p><b>HB Multi - Tilter</b><br/>COM Yardage: 1.5<br/>Freight Class: 150<br/>Product Weight (lbs.): 58<br/>Cubic Feet Per Carton: 10.5</p>     |  <p><b>ADJUSTMENTS</b><br/>(1) Tilt tension<br/>(2) Pneumatic seat height<br/>(3) Back angle<br/>(4) Seat angle/infinite position tilt lock<br/>(5) Height and depth adjustable lumbar support<br/>(6) Seat depth via back movement</p> | <p>5333-3</p> | 1   | 2    | 3    | 4                      | 5     | 6     | 7                      | 8    | 9    | 10   | 11   | 12   |  |  |  |
|  |  |               | 1087  | 1147 | 1191 | 1255                   | 1349  | 1381  | 1463                   | 1619 | 1691 | 1838 | 2032 | 2275 |  |  |  |
|  |  |               | <b>OVERALL DIMENSIONS</b>                     |      |      | <b>SEAT DIMENSIONS</b> |       |       | <b>BACK DIMENSIONS</b> |      |      |      |      |      |  |  |  |
|  |  |               | W   | D    | H    | W                      | D     | H     | W                      | H    |      |      |      |      |  |  |  |
|  |  |               | 26  | 26.5 | 41   | 20                     | 19-20 | 16-20 | 18                     | 23.5 |      |      |      |      |  |  |  |
|  |  |               | Ergonomic Features: A, B, C, E, G, H, M, N, S |      |      | RTA 2                  |       |       | ups                    |      |      |      |      |      |  |  |  |
|  <p><b>HB Tilter</b><br/>COM Yardage: 1.5<br/>Freight Class: 150<br/>Product Weight (lbs.): 55<br/>Cubic Feet Per Carton: 10.5</p>            |  <p><b>ADJUSTMENTS</b><br/>(1) Tilt tension<br/>(2) Pneumatic seat height<br/>(9) Chair tilt lock<br/>(5A) Center-tilt action</p>   | <p>5333-4</p> | 1   | 2    | 3    | 4                      | 5     | 6     | 7                      | 8    | 9    | 10   | 11   | 12   |  |  |  |
|  |  |               | 1014  | 1074 | 1119 | 1183                   | 1276  | 1307  | 1391                   | 1546 | 1619 | 1763 | 1959 | 2204 |  |  |  |
|  |  |               | <b>OVERALL DIMENSIONS</b>                     |      |      | <b>SEAT DIMENSIONS</b> |       |       | <b>BACK DIMENSIONS</b> |      |      |      |      |      |  |  |  |
|  |  |               | W   | D    | H    | W                      | D     | H     | W                      | H    |      |      |      |      |  |  |  |
|  |  |               | 26  | 25.5 | 41.5 | 21                     | 18-19 | 16-20 | 18                     | 23   |      |      |      |      |  |  |  |
|  |  |               | Ergonomic Features: A, B, C, E, H, M, N, S    |      |      | RTA 2                  |       |       | ups                    |      |      |      |      |      |  |  |  |
|  <p><b>MB Synchro - Tilter</b><br/>COM Yardage: 1.25<br/>Freight Class: 150<br/>Product Weight (lbs.): 57<br/>Cubic Feet Per Carton: 10.5</p> |  <p><b>ADJUSTMENTS</b><br/>(1) Tilt tension<br/>(2) Pneumatic seat height<br/>(9) Chair tilt lock<br/>(5C) Synchro-tilt action<br/>Anti-kick back</p>   | <p>5336-1</p> | 1   | 2    | 3    | 4                      | 5     | 6     | 7                      | 8    | 9    | 10   | 11   | 12   |  |  |  |
|  |  |               | 1269  | 1323 | 1358 | 1414                   | 1491  | 1517  | 1586                   | 1714 | 1776 | 1899 | 2056 | 2263 |  |  |  |
|  |  |               | <b>OVERALL DIMENSIONS</b>                     |      |      | <b>SEAT DIMENSIONS</b> |       |       | <b>BACK DIMENSIONS</b> |      |      |      |      |      |  |  |  |
|  |  |               | W   | D    | H    | W                      | D     | H     | W                      | H    |      |      |      |      |  |  |  |
|  |  |               | 26  | 26.5 | 37.5 | 20                     | 19-20 | 16-20 | 18                     | 16.5 |      |      |      |      |  |  |  |
|  |  |               | Ergonomic Features: A, B, C, H, L, M, N, Q    |      |      | RTA 2                  |       |       | ups                    |      |      |      |      |      |  |  |  |

| DESCRIPTION  | FEATURES   | MODEL#  | STANDARD TEXTILE GRADES  |   |           |                        |          |          |                        |          |      |      |      |      |        |     |     |      |      |      |      |      |      |      |      |      |      |
|--|--|---|--|---|-----------|------------------------|----------|----------|------------------------|----------|------|------|------|------|--------|-----|-----|------|------|------|------|------|------|------|------|------|------|
|  |  |   | 1  | 2   | 3         | 4                      | 5        | 6        | 7                      | 8        | 9    | 10   | 11   | 12   |        |     |     |      |      |      |      |      |      |      |      |      |      |
|  <p><b>MB Multi - Tilter</b><br/>COM Yardage: 1.25<br/>Freight Class: 150<br/>Product Weight (lbs.): 55<br/>Cubic Feet Per Carton: 10.5</p>     |  <p><b>ADJUSTMENTS</b><br/>(1) Tilt tension<br/>(2) Pneumatic seat height<br/>(3) Back angle<br/>(4) Seat angle/infinite position tilt lock<br/>(5) Height and depth adjustable lumbar support<br/>(6) Seat depth via back movement</p> | <p>Ergonomic Features:<br/>A, B, C, E, G, H, M, N, Q, S</p> | <table border="1"> <tr> <td>5336-3</td> <td>924</td> <td>969</td> <td>999</td> <td>1049</td> <td>1118</td> <td>1149</td> <td>1211</td> <td>1310</td> <td>1387</td> <td>1471</td> <td>1646</td> <td>1833</td> </tr> </table>  |   |           |                        |          |          |                        |          |      |      |      |      | 5336-3 | 924 | 969 | 999  | 1049 | 1118 | 1149 | 1211 | 1310 | 1387 | 1471 | 1646 | 1833 |
|  |  |   | 5336-3   | 924   | 969       | 999                    | 1049     | 1118     | 1149                   | 1211     | 1310 | 1387 | 1471 | 1646 | 1833   |     |     |      |      |      |      |      |      |      |      |      |      |
|  |  |   | <b>OVERALL DIMENSIONS</b>  |   |           | <b>SEAT DIMENSIONS</b> |          |          | <b>BACK DIMENSIONS</b> |          |      |      |      |      |        |     |     |      |      |      |      |      |      |      |      |      |      |
|  |  |   | <b>W</b>   | <b>D</b>  | <b>H</b>  | <b>W</b>               | <b>D</b> | <b>H</b> | <b>W</b>               | <b>H</b> |      |      |      |      |        |     |     |      |      |      |      |      |      |      |      |      |      |
| 26   | 26.5   | 37.5  | 20   | 17-18.5   | 17-21     | 18                     | 20       |          |                        |          |      |      |      |      |        |     |     |      |      |      |      |      |      |      |      |      |      |
|  |  |   | <b>RTA 2</b>   |    |           |                        |          |          |                        |          |      |      |      |      |        |     |     |      |      |      |      |      |      |      |      |      |      |
|  <p><b>MB Tilter</b><br/>COM Yardage: 1.25<br/>Freight Class: 150<br/>Product Weight (lbs.): 53<br/>Cubic Feet Per Carton: 10.5</p>             |  <p><b>ADJUSTMENTS</b><br/>(1) Tilt tension<br/>(2) Pneumatic seat height<br/>(9) Chair tilt lock<br/>(5A) Center-tilt action</p>   | <p>Ergonomic Features:<br/>A, B, C, E, H, M, N, Q, S</p>    | <table border="1"> <tr> <td>5336-4</td> <td>924</td> <td>971</td> <td>1007</td> <td>1061</td> <td>1136</td> <td>1171</td> <td>1240</td> <td>1349</td> <td>1432</td> <td>1527</td> <td>1719</td> <td>1926</td> </tr> </table> |   |           |                        |          |          |                        |          |      |      |      |      | 5336-4 | 924 | 971 | 1007 | 1061 | 1136 | 1171 | 1240 | 1349 | 1432 | 1527 | 1719 | 1926 |
|  |  |   | 5336-4   | 924   | 971       | 1007                   | 1061     | 1136     | 1171                   | 1240     | 1349 | 1432 | 1527 | 1719 | 1926   |     |     |      |      |      |      |      |      |      |      |      |      |
|  |  |   | <b>OVERALL DIMENSIONS</b>  |   |           | <b>SEAT DIMENSIONS</b> |          |          | <b>BACK DIMENSIONS</b> |          |      |      |      |      |        |     |     |      |      |      |      |      |      |      |      |      |      |
|  |  |   | <b>W</b>   | <b>D</b>  | <b>H</b>  | <b>W</b>               | <b>D</b> | <b>H</b> | <b>W</b>               | <b>H</b> |      |      |      |      |        |     |     |      |      |      |      |      |      |      |      |      |      |
| 26   | 25.5   | 37.5  | 21   | 18-19   | 16-20     | 19                     | 19       |          |                        |          |      |      |      |      |        |     |     |      |      |      |      |      |      |      |      |      |      |
|  |  |   | <b>RTA 2</b>   |    |           |                        |          |          |                        |          |      |      |      |      |        |     |     |      |      |      |      |      |      |      |      |      |      |
|  <p><b>MB Operator</b><br/>COM Yardage: 1.25<br/>Freight Class: 150<br/>Product Weight (lbs.): 49<br/>Cubic Feet Per Carton: 9.25</p>          |  <p><b>ADJUSTMENTS</b><br/>(2) Pneumatic seat height<br/>(3) Back angle<br/>(4) Seat angle<br/>Free floating seat and back</p>   | <p>Ergonomic Features:<br/>C, E, F, G, H, M, N, Q, S</p>    | <table border="1"> <tr> <td>5336-5</td> <td>893</td> <td>938</td> <td>971</td> <td>1022</td> <td>1094</td> <td>1129</td> <td>1194</td> <td>1297</td> <td>1378</td> <td>1466</td> <td>1649</td> <td>1846</td> </tr> </table>  |   |           |                        |          |          |                        |          |      |      |      |      | 5336-5 | 893 | 938 | 971  | 1022 | 1094 | 1129 | 1194 | 1297 | 1378 | 1466 | 1649 | 1846 |
|  |  |   | 5336-5   | 893   | 938       | 971                    | 1022     | 1094     | 1129                   | 1194     | 1297 | 1378 | 1466 | 1649 | 1846   |     |     |      |      |      |      |      |      |      |      |      |      |
|  |  |   | <b>OVERALL DIMENSIONS</b>  |   |           | <b>SEAT DIMENSIONS</b> |          |          | <b>BACK DIMENSIONS</b> |          |      |      |      |      |        |     |     |      |      |      |      |      |      |      |      |      |      |
|  |  |   | <b>W</b>   | <b>D</b>  | <b>H</b>  | <b>W</b>               | <b>D</b> | <b>H</b> | <b>W</b>               | <b>H</b> |      |      |      |      |        |     |     |      |      |      |      |      |      |      |      |      |      |
| 26   | 27.5   | 37.5  | 20   | 17-18.5   | 16.5-21.5 | 18                     | 20       |          |                        |          |      |      |      |      |        |     |     |      |      |      |      |      |      |      |      |      |      |
|  |  |   | <b>RTA 2</b>   |  |           |                        |          |          |                        |          |      |      |      |      |        |     |     |      |      |      |      |      |      |      |      |      |      |
|  <p><b>MB Operator Armless</b><br/>COM Yardage: 1.25<br/>Freight Class: 150<br/>Product Weight (lbs.): 43<br/>Cubic Feet Per Carton: 9.25</p> |  <p><b>ADJUSTMENTS</b><br/>(2) Pneumatic seat height<br/>(3) Back angle<br/>(4) Seat angle<br/>Free floating seat and back</p>  | <p>Ergonomic Features:<br/>C, E, F, G, M, N, Q, S</p>       | <table border="1"> <tr> <td>5337-5</td> <td>740</td> <td>785</td> <td>819</td> <td>869</td> <td>942</td> <td>977</td> <td>1043</td> <td>1148</td> <td>1228</td> <td>1318</td> <td>1503</td> <td>1701</td> </tr> </table>     |   |           |                        |          |          |                        |          |      |      |      |      | 5337-5 | 740 | 785 | 819  | 869  | 942  | 977  | 1043 | 1148 | 1228 | 1318 | 1503 | 1701 |
|  |  |   | 5337-5   | 740   | 785       | 819                    | 869      | 942      | 977                    | 1043     | 1148 | 1228 | 1318 | 1503 | 1701   |     |     |      |      |      |      |      |      |      |      |      |      |
|  |  |   | <b>OVERALL DIMENSIONS</b>  |   |           | <b>SEAT DIMENSIONS</b> |          |          | <b>BACK DIMENSIONS</b> |          |      |      |      |      |        |     |     |      |      |      |      |      |      |      |      |      |      |
|  |  |   | <b>W</b>   | <b>D</b>  | <b>H</b>  | <b>W</b>               | <b>D</b> | <b>H</b> | <b>W</b>               | <b>H</b> |      |      |      |      |        |     |     |      |      |      |      |      |      |      |      |      |      |
| 20   | 27.5   | 37.5  | 20   | 17-18.5   | 16.5-21.5 | 18                     | 20       |          |                        |          |      |      |      |      |        |     |     |      |      |      |      |      |      |      |      |      |      |
|  |  |   | <b>RTA 2</b>   |  |           |                        |          |          |                        |          |      |      |      |      |        |     |     |      |      |      |      |      |      |      |      |      |      |
|  <p><b>MB Task Armless</b><br/>COM Yardage: 1.25<br/>Freight Class: 150<br/>Product Weight (lbs.): 30<br/>Cubic Feet Per Carton: 6.75</p>     |  <p><b>ADJUSTMENTS</b><br/>(2) Pneumatic seat height<br/>(8) Seat depth</p>   | <p>Ergonomic Features:<br/>C, E, M, N, Q</p>                | <table border="1"> <tr> <td>5337-6</td> <td>600</td> <td>647</td> <td>684</td> <td>738</td> <td>814</td> <td>850</td> <td>918</td> <td>1030</td> <td>1115</td> <td>1210</td> <td>1405</td> <td>1614</td> </tr> </table>      |   |           |                        |          |          |                        |          |      |      |      |      | 5337-6 | 600 | 647 | 684  | 738  | 814  | 850  | 918  | 1030 | 1115 | 1210 | 1405 | 1614 |
|  |  |   | 5337-6   | 600   | 647       | 684                    | 738      | 814      | 850                    | 918      | 1030 | 1115 | 1210 | 1405 | 1614   |     |     |      |      |      |      |      |      |      |      |      |      |
|  |  |   | <b>OVERALL DIMENSIONS</b>  |   |           | <b>SEAT DIMENSIONS</b> |          |          | <b>BACK DIMENSIONS</b> |          |      |      |      |      |        |     |     |      |      |      |      |      |      |      |      |      |      |
|  |  |   | <b>W</b>   | <b>D</b>  | <b>H</b>  | <b>W</b>               | <b>D</b> | <b>H</b> | <b>W</b>               | <b>H</b> |      |      |      |      |        |     |     |      |      |      |      |      |      |      |      |      |      |
| 20   | 25   | 38.5  | 20   | 17-18.5   | 16.5-21.5 | 18                     | 20       |          |                        |          |      |      |      |      |        |     |     |      |      |      |      |      |      |      |      |      |      |
|  |  |   | <b>RTA 2</b>   |  |           |                        |          |          |                        |          |      |      |      |      |        |     |     |      |      |      |      |      |      |      |      |      |      |

| DESCRIPTION  | FEATURES  | MODEL#        | STANDARD TEXTILE GRADES            |      |      |                                 |           |           |                               |      |      |      |      |      |
|--|---|---------------|------------------------------------|------|------|---------------------------------|-----------|-----------|-------------------------------|------|------|------|------|------|
|  |   |               | 1                                  | 2    | 3    | 4                               | 5         | 6         | 7                             | 8    | 9    | 10   | 11   | 12   |
|  <p><b>Drafting Chair Task</b><br/>COM Yardage: 1.25<br/>Freight Class: 125<br/>Product Weight (lbs.): 42<br/>Cubic Feet Per Carton: 6.75</p>         |  <p><b>ADJUSTMENTS</b><br/>(2) Pneumatic seat height</p> <p>Ergonomic Features:<br/>C, M, N, Q</p> | <b>5338-6</b> | 1234                               | 1283 | 1320 | 1374                            | 1452      | 1488      | 1557                          | 1670 | 1756 | 1851 | 2049 | 2258 |
|  |   |               | <b>OVERALL DIMENSIONS</b><br>W D H |      |      | <b>SEAT DIMENSIONS</b><br>W D H |           |           | <b>BACK DIMENSIONS</b><br>W H |      |      |      |      |      |
|  |   |               | 26                                 | 25   | 46.5 | 20                              | 18.5-19.5 | 23.5-33.5 | 18                            | 19   |      |      |      |      |
|  <p><b>Drafting Chair Task Armless</b><br/>COM Yardage: 1.25<br/>Freight Class: 150<br/>Product Weight (lbs.): 36<br/>Cubic Feet Per Carton: 6.75</p> |  <p><b>ADJUSTMENTS</b><br/>(2) Pneumatic seat height</p> <p>Ergonomic Features:<br/>C, M, N, Q</p> | <b>5339-6</b> | 1077                               | 1126 | 1163 | 1219                            | 1297      | 1333      | 1405                          | 1518 | 1605 | 1702 | 1902 | 2113 |
|  |   |               | <b>OVERALL DIMENSIONS</b><br>W D H |      |      | <b>SEAT DIMENSIONS</b><br>W D H |           |           | <b>BACK DIMENSIONS</b><br>W H |      |      |      |      |      |
|  |   |               | 20                                 | 25   | 46.5 | 20                              | 18.5-19.5 | 23.5-33.5 | 18                            | 19   |      |      |      |      |

SYNOPSIS®



model 5080-3



model 5091-4


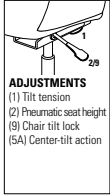


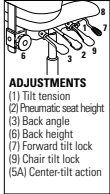

model 5090-4PB


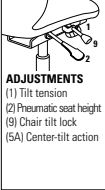


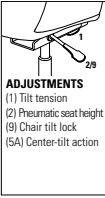


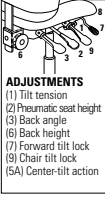


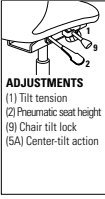


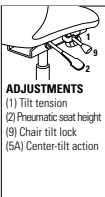

STANDARD FEATURES




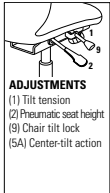





- A compound curved back adds a distinct look while maximizing comfort.
- Fixed height, impact and scuff resistant curved arms are standard on models 5090-4, 5091-4 and 5092
- Tilter, Synchro-Tilter, and Multi-Tilter models (starting with 5080) are standard with adjustable height T arms with teardrop shaped urethane armcaps (3B).
- Ratchet style back height and pneumatic seat height adjustments is standard on Synchro-Tilter and Multi-Tilter models.
- Vari-Width (WA), Width adjustable arm extensions are standard with adjustable height T arms.
- Synchro-Tilter and Multi-Tilters feature a black impact resistant outer back shell. Drafting stools have a plastic back panel. All other models feature a fully upholstered outer back.
- Sliding seat depth is available on Synchro-Tilters and Multi-Tilters. Seat depth can be adjusted with a lever on the side of the chair.
- All models (except armchair) are standard with a five-legged, injection molded base.
- Base and arms are available in Black (BK) Only.
- C65 casters are standard.
- Pedestal base models are offered on 5090 and 5091 (-4) Tilter mechanisms only. These models provide fixed location seating for use in auditoriums, classrooms, jury boxes, public venues and more. The base must be mounted to the floor (mounting hardware not included). See Pedestal Base Installation Guide for details.
- Check textile availability prior to specifying upholstery material.

OPTIONAL FEATURES

- Polished Aluminum base with black scuff tips. Specify "B2". Add \$167. Available on select models: 5080-0, 5080-4, 5081-0, 5081-4, 5090-4, and 5091-4.
- Please refer to "Arms Selection" section of the price book for arm options.
- Please refer to "Cylinder Selection" section of the price book for additional cylinder options.
- For hard surface flooring casters, specify C65R, add \$73.
- Please refer to the "Casters Selection" section of the price book for caster options. Optional casters may be priced higher than the standard casters for your chair and the difference will be charged. Lower priced optional casters will not be credited.
- For fully assembled in box, specify SU. Add \$76
- Pedestal Base models have black bases with 2" height adjust cylinders. Specify (SCC) swivel, auto return to max height (no upcharge); (SN) non-swivel, auto return to max height (Add \$21); or (SC) swivel, self-centering and return to max height (Add \$33).

| DESCRIPTION  | FEATURES  | MODEL#                    | STANDARD TEXTILE GRADES                                   |          |   |          |          |                        |          |         |      |      |      |      |  |  |  |  |
|--|---|---------------------------|---|----------|---|----------|----------|------------------------|----------|---------|------|------|------|------|--|--|--|--|
|  |   |                           | 1   | 2        | 3   | 4        | 5        | 6                      | 7        | 8       | 9    | 10   | 11   | 12   |  |  |  |  |
|  <p><b>HB Synchro - Tilter w/Back Angle Adjustment</b><br/>COM Yardage: 2<br/>Freight Class: 150<br/>Product Weight (lbs.): 65<br/>Cubic Feet Per Carton: 14.25</p> |  <p><b>ADJUSTMENTS</b><br/>(1) Tilt tension<br/>(2) Pneumatic seat height<br/>(9) Chair tilt lock<br/>(5A) Center-tilt action</p>  | <b>5080-0</b>             | 1203  | 1336     | 1392  | 1476     | 1596     | 1638                   | 1740     | 1937    | 2032 | 2214 | 2462 | 2773 |  |  |  |  |
|  |   | <b>OVERALL DIMENSIONS</b> |   |          | <b>SEAT DIMENSIONS</b>  |          |          | <b>BACK DIMENSIONS</b> |          |         |      |      |      |      |  |  |  |  |
|  |   | <b>W</b>                  | <b>D</b>  | <b>H</b> | <b>W</b>  | <b>D</b> | <b>H</b> | <b>W</b>               | <b>H</b> |         |      |      |      |      |  |  |  |  |
|  |   |                           | 24  | 25       | 46  | 19.5     | 18-20.5  | 17-21                  | 19       | 26-28.5 |      |      |      |      |  |  |  |  |
|  |   |                           | <b>RTA 1</b>  |          |  |          |          |                        |          |         |      |      |      |      |  |  |  |  |
|  <p><b>HB Multi - Tilter</b><br/>COM Yardage: 2<br/>Freight Class: 150<br/>Product Weight (lbs.): 67<br/>Cubic Feet Per Carton: 14.25</p>                           |  <p><b>ADJUSTMENTS</b><br/>(1) Tilt tension<br/>(2) Pneumatic seat height<br/>(3) Back angle<br/>(6) Back height<br/>(7) Forward tilt lock<br/>(9) Chair tilt lock<br/>(5A) Center-tilt action</p> | <b>5080-3</b>             | 1203  | 1335     | 1391  | 1476     | 1596     | 1635                   | 1740     | 1937    | 2030 | 2214 | 2462 | 2772 |  |  |  |  |
|  |   | <b>OVERALL DIMENSIONS</b> |   |          | <b>SEAT DIMENSIONS</b>  |          |          | <b>BACK DIMENSIONS</b> |          |         |      |      |      |      |  |  |  |  |
|  |   | <b>W</b>                  | <b>D</b>  | <b>H</b> | <b>W</b>  | <b>D</b> | <b>H</b> | <b>W</b>               | <b>H</b> |         |      |      |      |      |  |  |  |  |
|  |   |                           | 24  | 25       | 46  | 19.5     | 18-20.5  | 17-21                  | 19       | 26-28.5 |      |      |      |      |  |  |  |  |
|  |   |                           | <b>RTA 1</b>  |          |  |          |          |                        |          |         |      |      |      |      |  |  |  |  |
|  |   |                           | Ergonomic Features:<br>A, B, C, D, E, F, G, H, M, N, O, S |          |   |          |          |                        |          |         |      |      |      |      |  |  |  |  |

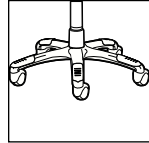
| DESCRIPTION   | FEATURES   | MODEL#  | STANDARD TEXTILE GRADES   |                           |          |          |                        |          |           |                        |          |      |      |      |      |  |  |
|---|--|---|---|---------------------------|----------|----------|------------------------|----------|-----------|------------------------|----------|------|------|------|------|--|--|
|   |  |   | 1   | 2                         | 3        | 4        | 5                      | 6        | 7         | 8                      | 9        | 10   | 11   | 12   |      |  |  |
|  <p><b>HB Tilter</b><br/>COM Yardage: 2<br/>Freight Class: 150<br/>Product Weight (lbs.): 45<br/>Cubic Feet Per Carton: 9.75</p>                                       |  <p><b>ADJUSTMENTS</b><br/>(1) Tilt tension<br/>(2) Pneumatic seat height<br/>(9) Chair tilt lock<br/>(5A) Center-tilt action</p>   | <p>Ergonomic Features:<br/>A, B, C, M, N, S</p>                   | <p><b>RTA 2</b></p>    | 1031                      | 1104     | 1160     | 1244                   | 1363     | 1403      | 1507                   | 1704     | 1798 | 1981 | 2230 | 2540 |  |  |
|   |  |   |   | <b>OVERALL DIMENSIONS</b> |          |          | <b>SEAT DIMENSIONS</b> |          |           | <b>BACK DIMENSIONS</b> |          |      |      |      |      |  |  |
|   |  |   |   | <b>W</b>                  | <b>D</b> | <b>H</b> | <b>W</b>               | <b>D</b> | <b>H</b>  | <b>W</b>               | <b>H</b> |      |      |      |      |  |  |
|   |  |   |   | 24.5                      | 26.5     | 43.5     | 19.5                   | 18-19.5  | 16.5-20.5 | 19                     | 25.5     |      |      |      |      |  |  |
|  <p><b>MB Synchro - Tilter w/Back Angle Adjustment</b><br/>COM Yardage: 1.75<br/>Freight Class: 150<br/>Product Weight (lbs.): 62<br/>Cubic Feet Per Carton: 14.25</p> |  <p><b>ADJUSTMENTS</b><br/>(1) Tilt tension<br/>(2) Pneumatic seat height<br/>(9) Chair tilt lock<br/>(5A) Center-tilt action</p>   | <p>Ergonomic Features:<br/>A, B, C, E, H, L, M, N, R</p>          | <p><b>RTA 1</b></p>    | 1088                      | 1207     | 1257     | 1329                   | 1432     | 1470      | 1560                   | 1731     | 1815 | 1974 | 2192 | 2464 |  |  |
|   |  |   |   | <b>OVERALL DIMENSIONS</b> |          |          | <b>SEAT DIMENSIONS</b> |          |           | <b>BACK DIMENSIONS</b> |          |      |      |      |      |  |  |
|   |  |   |   | <b>W</b>                  | <b>D</b> | <b>H</b> | <b>W</b>               | <b>D</b> | <b>H</b>  | <b>W</b>               | <b>H</b> |      |      |      |      |  |  |
|   |  |   |   | 24                        | 25       | 42       | 19.5                   | 18-20.5  | 17-21     | 19                     | 22-24.5  |      |      |      |      |  |  |
|  <p><b>MB Multi - Tilter</b><br/>COM Yardage: 1.75<br/>Freight Class: 150<br/>Product Weight (lbs.): 64<br/>Cubic Feet Per Carton: 14.25</p>                          |  <p><b>ADJUSTMENTS</b><br/>(1) Tilt tension<br/>(2) Pneumatic seat height<br/>(3) Back angle<br/>(6) Back height<br/>(7) Forward tilt lock<br/>(9) Chair tilt lock<br/>(5A) Center-tilt action</p> | <p>Ergonomic Features:<br/>A, B, C, D, E, F, G, H, M, N, Q, S</p> | <p><b>RTA 1</b></p>  | 1088                      | 1207     | 1257     | 1329                   | 1432     | 1470      | 1560                   | 1731     | 1815 | 1974 | 2192 | 2464 |  |  |
|   |  |   |   | <b>OVERALL DIMENSIONS</b> |          |          | <b>SEAT DIMENSIONS</b> |          |           | <b>BACK DIMENSIONS</b> |          |      |      |      |      |  |  |
|   |  |   |   | <b>W</b>                  | <b>D</b> | <b>H</b> | <b>W</b>               | <b>D</b> | <b>H</b>  | <b>W</b>               | <b>H</b> |      |      |      |      |  |  |
|   |  |   |   | 24                        | 25       | 42       | 19.5                   | 18-20.5  | 17-21     | 19                     | 22-24.5  |      |      |      |      |  |  |
|  <p><b>MB Tilter</b><br/>COM Yardage: 1.75<br/>Freight Class: 150<br/>Product Weight (lbs.): 45<br/>Cubic Feet Per Carton: 9.75</p>                                  |  <p><b>ADJUSTMENTS</b><br/>(1) Tilt tension<br/>(2) Pneumatic seat height<br/>(9) Chair tilt lock<br/>(5A) Center-tilt action</p>   | <p>Ergonomic Features:<br/>A, B, C, M, N, S</p>                   | <p><b>RTA 2</b></p>  | 906                       | 976      | 1030     | 1110                   | 1221     | 1273      | 1374                   | 1538     | 1662 | 1801 | 2087 | 2391 |  |  |
|   |  |   |   | <b>OVERALL DIMENSIONS</b> |          |          | <b>SEAT DIMENSIONS</b> |          |           | <b>BACK DIMENSIONS</b> |          |      |      |      |      |  |  |
|   |  |   |   | <b>W</b>                  | <b>D</b> | <b>H</b> | <b>W</b>               | <b>D</b> | <b>H</b>  | <b>W</b>               | <b>H</b> |      |      |      |      |  |  |
|   |  |   |   | 24.5                      | 26.5     | 43.5     | 19.5                   | 18-19.5  | 16.5-20.5 | 19                     | 25.5     |      |      |      |      |  |  |
|  <p><b>HB Tilter w/ Fixed Arm</b><br/>COM Yardage: 2<br/>Freight Class: 250<br/>Product Weight (lbs.): 41<br/>Cubic Feet Per Carton: 11.5</p>                        |  <p><b>ADJUSTMENTS</b><br/>(1) Tilt tension<br/>(2) Pneumatic seat height<br/>(9) Chair tilt lock<br/>(5A) Center-tilt action</p>   | <p>Ergonomic Features:<br/>A, B, C, M, N, S</p>                   | <p><b>RTA 1</b></p>  | 752                       | 860      | 916      | 1000                   | 1120     | 1160      | 1262                   | 1460     | 1554 | 1741 | 1986 | 2297 |  |  |
|   |  |   |   | <b>OVERALL DIMENSIONS</b> |          |          | <b>SEAT DIMENSIONS</b> |          |           | <b>BACK DIMENSIONS</b> |          |      |      |      |      |  |  |
|   |  |   |   | <b>W</b>                  | <b>D</b> | <b>H</b> | <b>W</b>               | <b>D</b> | <b>H</b>  | <b>W</b>               | <b>H</b> |      |      |      |      |  |  |
|   |  |   |   | 24.5                      | 26.5     | 43.5     | 19.5                   | 19.5     | 16.5-20.5 | 19                     | 25.5     |      |      |      |      |  |  |

| DESCRIPTION   | FEATURES   | MODEL#  | STANDARD TEXTILE GRADES  |                 |                           |                        |          |                        |                        |          |                        |          |      |      |      |      |
|---|--|---|--|-----------------|---------------------------|------------------------|----------|------------------------|------------------------|----------|------------------------|----------|------|------|------|------|
|   |  |   | 1  | 2               | 3                         | 4                      | 5        | 6                      | 7                      | 8        | 9                      | 10       | 11   | 12   |      |      |
|  <p><b>MB Tilter w/ Fixed Arm</b><br/>COM Yardage: 1.75<br/>Freight Class: 250<br/>Product Weight (lbs.): 38<br/>Cubic Feet Per Carton: 11.5</p> |  <p><b>ADJUSTMENTS</b><br/>(1) Tilt tension<br/>(2) Pneumatic seat height<br/>(9) Chair tilt lock<br/>(5A) Center-tilt action</p> | <b>5091-4</b>   | 705  | 805             | 852                       | 924                    | 1027     | 1065                   | 1156                   | 1328     | 1410                   | 1571     | 1788 | 2059 |      |      |
|   |  |   | <b>OVERALL DIMENSIONS</b>  |                 |                           | <b>SEAT DIMENSIONS</b> |          |                        | <b>BACK DIMENSIONS</b> |          |                        |          |      |      |      |      |
|   |  |   | <b>W</b>   | <b>D</b>        | <b>H</b>                  | <b>W</b>               | <b>D</b> | <b>H</b>               | <b>W</b>               | <b>H</b> |                        |          |      |      |      |      |
|   |  |   | 24.5   | 26.5            | 39.5                      | 19.5                   | 19.5     | 16.5-20.5              | 19                     | 21.5     |                        |          |      |      |      |      |
| <p>Ergonomic Features:<br/>A, B, C, M, N, S</p>   |    |   |  |                 |                           |                        |          |                        |                        |          |                        |          |      |      |      |      |
|   |  |  <p><b>Armchair</b><br/>COM Yardage: 1.75<br/>Freight Class: 250<br/>Product Weight (lbs.): 40<br/>Cubic Feet Per Carton: 17</p>                         |  <p><b>ADJUSTMENTS</b><br/>(1) Tilt tension<br/>(2) Pneumatic seat height<br/>(9) Chair tilt lock<br/>(5A) Center-tilt action</p>  | <b>5092</b>     | 715                       | 815                    | 863      | 934                    | 1039                   | 1079     | 1166                   | 1338     | 1423 | 1581 | 1800 | 2069 |
|   |  |   |  |                 | <b>OVERALL DIMENSIONS</b> |                        |          | <b>SEAT DIMENSIONS</b> |                        |          | <b>BACK DIMENSIONS</b> |          |      |      |      |      |
|   |  |   |  |                 | <b>W</b>                  | <b>D</b>               | <b>H</b> | <b>W</b>               | <b>D</b>               | <b>H</b> | <b>W</b>               | <b>H</b> |      |      |      |      |
| 25  | 26   |   |  |                 | 37                        | 19.5                   | 19       | 16.5                   | 19                     | 27       |                        |          |      |      |      |      |
| <p>Ergonomic Features:<br/>M, N</p>   |    |   |  |                 |                           |                        |          |                        |                        |          |                        |          |      |      |      |      |
|   |  |  <p><b>HB Tilter with Pedestal Base</b><br/>COM Yardage: 2<br/>Freight Class: 250<br/>Product Weight (lbs.): 44<br/>Cubic Feet Per Carton: 11.5</p>     |  <p><b>ADJUSTMENTS</b><br/>(1) Tilt tension<br/>(2) Pneumatic seat height<br/>(9) Chair tilt lock<br/>(5A) Center-tilt action</p> | <b>5090-4PB</b> | 983                       | 1052                   | 1107     | 1187                   | 1299                   | 1352     | 1455                   | 1620     | 1745 | 1886 | 2175 | 2484 |
|   |  |   |  |                 | <b>OVERALL DIMENSIONS</b> |                        |          | <b>SEAT DIMENSIONS</b> |                        |          | <b>BACK DIMENSIONS</b> |          |      |      |      |      |
|   |  |   |  |                 | <b>W</b>                  | <b>D</b>               | <b>H</b> | <b>W</b>               | <b>D</b>               | <b>H</b> | <b>W</b>               | <b>H</b> |      |      |      |      |
| 24.5  | 26.5   |   |  |                 | 39.5                      | 19.5                   | 19.5     | 16.5-20.5              | 19                     | 25.5     |                        |          |      |      |      |      |
| <p>Ergonomic Features:<br/>A, B, C, M, N, S</p>   |    |   |  |                 |                           |                        |          |                        |                        |          |                        |          |      |      |      |      |
|   |  |  <p><b>MB Tilter with Pedestal Base</b><br/>COM Yardage: 1.75<br/>Freight Class: 250<br/>Product Weight (lbs.): 41<br/>Cubic Feet Per Carton: 11.5</p> |  <p><b>ADJUSTMENTS</b><br/>(1) Tilt tension<br/>(2) Pneumatic seat height<br/>(9) Chair tilt lock<br/>(5A) Center-tilt action</p> | <b>5091-4PB</b> | 937                       | 1000                   | 1044     | 1116                   | 1215                   | 1260     | 1352                   | 1497     | 1607 | 1730 | 1984 | 2254 |
|   |  |   |  |                 | <b>OVERALL DIMENSIONS</b> |                        |          | <b>SEAT DIMENSIONS</b> |                        |          | <b>BACK DIMENSIONS</b> |          |      |      |      |      |
|   |  |   |  |                 | <b>W</b>                  | <b>D</b>               | <b>H</b> | <b>W</b>               | <b>D</b>               | <b>H</b> | <b>W</b>               | <b>H</b> |      |      |      |      |
| 24.5  | 26.5   |   |  |                 | 37.5                      | 19.5                   | 19.5     | 16.5-20.5              | 19                     | 21.5     |                        |          |      |      |      |      |
| <p>Ergonomic Features:<br/>A, B, C, M, N, S</p>   |    |   |  |                 |                           |                        |          |                        |                        |          |                        |          |      |      |      |      |

**TAMIRI®**



model 4520-3 (TD)



**Optional Base**



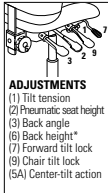


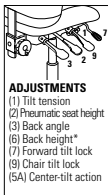


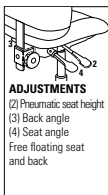
Polished aluminum base with black scuff tips (B2) is available at an upcharge. Add \$167.


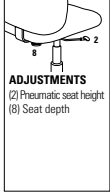


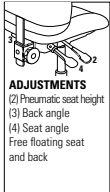


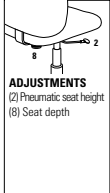

**STANDARD FEATURES**

- Perforated, breathable leather panels in the seat and back provide long-term comfort through better ventilation.
- Fixed height, impact and scuff resistant curved arms with perforated leather pads are standard on managerial, executive and armchair models.
- All other models are standard with adjustable height T-arms with teardrop shaped urethane armcaps (TD).
- Models 4522, 4526 and 4527 are standard with upholstered armcaps. All polypropylene arms are available at no charge. Please specify "PA" when ordering.
- All models (except armchair) are standard with a five-legged, injection molded "spider" base.
- Base and arms are available in Black (BK) Only.
- C10 casters are standard.
- Upholstery options: vinyl or leather. Not available in fabric.
- Standard in Luxhide. Not available in fabric. Starting at grade 5 pricing.
- Vari-Width (WA) Width Adjustable Arm Extensions are standard.

**OPTIONAL FEATURES**

- Available with back edge vinyl bumper guard option (VBG). Add \$26.
- Polished Aluminum base with black scuff tips. Specify "B2". Add \$167.
- Please refer to "Arms Selection" section of the price book for arm options.
- For hard surface flooring casters Please Specify C10R, Add \$65.
- Please refer to the "Casters Selection" section of the price book for caster options. Optional casters may be priced higher than the standard casters for your chair and the difference will be charged. Lower priced optional casters will not be credited.
- For fully assembled in box, please specify SU. Add \$76.

| DESCRIPTION  | FEATURES   | MODEL#                    | STANDARD FABRIC GRADES |          |                        |          |          |                        |           |      |      |      |      |      |  |
|--|--|---------------------------|------------------------|----------|------------------------|----------|----------|------------------------|-----------|------|------|------|------|------|--|
|  |  |                           | 1                      | 2        | 3                      | 4        | 5        | 6                      | 7         | 8    | 9    | 10   | 11   | 12   |  |
|  <p><b>HB Multi - Tilter</b> w/Adj. Teardrop Arms<br/>COM Yardage: 2.25<br/>Freight Class: 150<br/>Product Weight (lbs.): 56<br/>Cubic Feet Per Carton: 11</p> <p>Ergonomic Features:<br/>A, B, C, D, F, G, H, M, N, Q, S</p> <p>RTA 2 </p> |  <p><b>ADJUSTMENTS</b><br/>(1) Tilt tension<br/>(2) Pneumatic seat height<br/>(3) Back angle<br/>(6) Back height*<br/>(7) Forward tilt lock<br/>(9) Chair tilt lock<br/>(5A) Center-tilt action</p>  | 4520-3                    | -                      | -        | -                      | -        | 1276     | 1337                   | -         | 1676 | 1798 | 1999 | 2298 | 2657 |  |
|  |  | <b>OVERALL DIMENSIONS</b> |                        |          | <b>SEAT DIMENSIONS</b> |          |          | <b>BACK DIMENSIONS</b> |           |      |      |      |      |      |  |
|  |  | <b>W</b>                  | <b>D</b>               | <b>H</b> | <b>W</b>               | <b>D</b> | <b>H</b> | <b>W</b>               | <b>H</b>  |      |      |      |      |      |  |
|  |  | 25.5                      | 26.5                   | 47.5     | 22                     | 19.5     | 17-21    | 21                     | 26-28     |      |      |      |      |      |  |
|  <p><b>MB Multi - Tilter</b> w/Adj. Teardrop Arms<br/>COM Yardage: 2<br/>Freight Class: 150<br/>Product Weight (lbs.): 53<br/>Cubic Feet Per Carton: 9.5</p> <p>Ergonomic Features:<br/>A, B, C, D, F, G, H, M, N, Q, S</p> <p>RTA 2 </p>  |  <p><b>ADJUSTMENTS</b><br/>(1) Tilt tension<br/>(2) Pneumatic seat height<br/>(3) Back angle<br/>(6) Back height*<br/>(7) Forward tilt lock<br/>(9) Chair tilt lock<br/>(5A) Center-tilt action</p> | 4521-3                    | -                      | -        | -                      | -        | 1155     | 1215                   | -         | 1512 | 1621 | 1796 | 2066 | 2383 |  |
|  |  | <b>OVERALL DIMENSIONS</b> |                        |          | <b>SEAT DIMENSIONS</b> |          |          | <b>BACK DIMENSIONS</b> |           |      |      |      |      |      |  |
|  |  | <b>W</b>                  | <b>D</b>               | <b>H</b> | <b>W</b>               | <b>D</b> | <b>H</b> | <b>W</b>               | <b>H</b>  |      |      |      |      |      |  |
|  |  | 25                        | 26                     | 41       | 22                     | 19       | 17-21    | 21                     | 20.5-22.5 |      |      |      |      |      |  |
|  <p><b>LB Operator</b> w/Adj. Teardrop Arms<br/>COM Yardage: 1.75<br/>Freight Class: 150<br/>Product Weight (lbs.): 46<br/>Cubic Feet Per Carton: 7.5</p> <p>Ergonomic Features:<br/>C, D, F, G, H, M, N, Q</p> <p>RTA 2 </p>              |  <p><b>ADJUSTMENTS</b><br/>(2) Pneumatic seat height<br/>(3) Back angle<br/>(4) Seat angle<br/>Free floating seat and back</p>  | 4528-5                    | -                      | -        | -                      | -        | 1069     | 1119                   | -         | 1382 | 1476 | 1631 | 1868 | 2147 |  |
|  |  | <b>OVERALL DIMENSIONS</b> |                        |          | <b>SEAT DIMENSIONS</b> |          |          | <b>BACK DIMENSIONS</b> |           |      |      |      |      |      |  |
|  |  | <b>W</b>                  | <b>D</b>               | <b>H</b> | <b>W</b>               | <b>D</b> | <b>H</b> | <b>W</b>               | <b>H</b>  |      |      |      |      |      |  |
|  |  | 25                        | 39                     | 39       | 22                     | 19.5     | 17-22    | 19                     | 19-21     |      |      |      |      |      |  |

| DESCRIPTION  | FEATURES  | MODEL#                    | STANDARD FABRIC GRADES |   |                        |          |           |                        |   |          |      |      |      |      |
|--|---|---------------------------|------------------------|---|------------------------|----------|-----------|------------------------|---|----------|------|------|------|------|
|  |   |                           | 1                      | 2   | 3                      | 4        | 5         | 6                      | 7 | 8        | 9    | 10   | 11   | 12   |
|  <p><b>LB Task</b> w/Adj. Teardrop Arms<br/>COM Yardage: 1.75<br/>Freight Class: 150<br/>Product Weight (lbs.): 41<br/>Cubic Feet Per Carton: 7</p> |  <p><b>ADJUSTMENTS</b><br/>(2) Pneumatic seat height<br/>(8) Seat depth</p>  | <b>4528-6</b>             | -                      | -   | -                      | -        | 832       | 881                    | - | 1141     | 1237 | 1393 | 1631 | 1909 |
|  |   | <b>OVERALL DIMENSIONS</b> |                        |   | <b>SEAT DIMENSIONS</b> |          |           | <b>BACK DIMENSIONS</b> |   |          |      |      |      |      |
|  |   | <b>W</b>                  | <b>D</b>               | <b>H</b>  | <b>W</b>               | <b>D</b> | <b>H</b>  | <b>W</b>               |   | <b>H</b> |      |      |      |      |
|  |   | 26.5                      | 25                     | 41  | 22                     | 17-18.5  | 16.5-21.5 | 19                     |   | 21       |      |      |      |      |
|  |   |                           | <b>RTA 2</b>           |    |                        |          |           |                        |   |          |      |      |      |      |
|  <p><b>LB Operator</b> Armless<br/>COM Yardage: 1.75<br/>Freight Class: 150<br/>Product Weight (lbs.): 41<br/>Cubic Feet Per Carton: 7</p>          |  <p><b>ADJUSTMENTS</b><br/>(2) Pneumatic seat height<br/>(3) Back angle<br/>(4) Seat angle<br/>Free floating seat and back</p> | <b>4529-5</b>             | -                      | -   | -                      | -        | 871       | 921                    | - | 1184     | 1279 | 1432 | 1670 | 1948 |
|  |   | <b>OVERALL DIMENSIONS</b> |                        |   | <b>SEAT DIMENSIONS</b> |          |           | <b>BACK DIMENSIONS</b> |   |          |      |      |      |      |
|  |   | <b>W</b>                  | <b>D</b>               | <b>H</b>  | <b>W</b>               | <b>D</b> | <b>H</b>  | <b>W</b>               |   | <b>H</b> |      |      |      |      |
|  |   | 26.5                      | 25                     | 41  | 22                     | 19.5     | 17-22     | 19                     |   | 19-21    |      |      |      |      |
|  |   |                           | <b>RTA 2</b>           |    |                        |          |           |                        |   |          |      |      |      |      |
|  <p><b>LB Task</b> Armless<br/>COM Yardage: 1.75<br/>Freight Class: 150<br/>Product Weight (lbs.): 34<br/>Cubic Feet Per Carton: 7</p>             |  <p><b>ADJUSTMENTS</b><br/>(2) Pneumatic seat height<br/>(8) Seat depth</p>   | <b>4529-6</b>             | -                      | -   | -                      | -        | 675       | 724                    | - | 988      | 1082 | 1236 | 1471 | 1752 |
|  |   | <b>OVERALL DIMENSIONS</b> |                        |   | <b>SEAT DIMENSIONS</b> |          |           | <b>BACK DIMENSIONS</b> |   |          |      |      |      |      |
|  |   | <b>W</b>                  | <b>D</b>               | <b>H</b>  | <b>W</b>               | <b>D</b> | <b>H</b>  | <b>W</b>               |   | <b>H</b> |      |      |      |      |
|  |   | 22.5                      | 25                     | 41  | 22                     | 17-18.5  | 16.5-21.5 | 19                     |   | 21       |      |      |      |      |
|  |   |                           | <b>RTA 2</b>           |  |                        |          |           |                        |   |          |      |      |      |      |



**TRADITIONAL™**



model 3720



model 3722



**Standard Feature**  
Attractive brass-colored nail head trim is standard on all models



model 3747


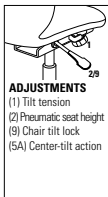

**STANDARD FEATURES**


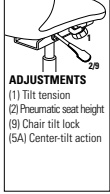

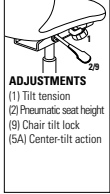





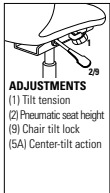
- Tilter chairs are standard with a traditional style wood capped steel base.
- All models are Tufted design with brass-colored nail head trim and vinyl bumper guards. Pneumatic seat height adjustment and tilt tension control.
- **C1** casters are standard.
- All models ship fully assembled in the box.
- Check textile availability prior to specifying upholstery material.




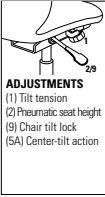

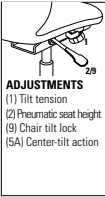

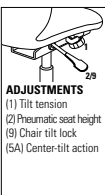
- Please refer to the “Casters Selection” section of the price book for caster options. Optional casters may be priced higher than the standard casters for your chair and the difference will be charged. Lower priced optional casters will not be credited.
- For hard surface flooring casters. Specify **C9R**, Add \$72.


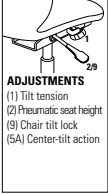
**OPTIONAL FEATURES**

- Wood base, arms and frames are available in Absolute (**AAM**), Black (**BKM**), Cherry (**ACM**), Espresso Cafe (**ECM**), English Oak (**EOM**), Fruitwood (**TFM**), Gray (**HGM**), Honey (**AHM**), Mahogany (**TMM**), Maple (**AVM**), Medium Walnut (**MWM**), Natural Walnut (**NLW**), Night (**ASM**), Noce Biondo (**NBM**), Noce Grigio (**NGM**), Noce Leggero (**NEM**), Noce Medio (**NMM**), Shaker Cherry (**SKM**), Walnut (**TWM**), WC Cream (**WTM**), White (**WHM**) and Winter Cherry (**WCM**). Please Specify. Genuine maple faced veneers and solids are used.
- Tilter models can be ordered with an optional Black nylon base upon request, at no upcharge.

| DESCRIPTION   | FEATURES  | MODEL#                    | STANDARD FABRIC GRADES |          |                        |          |          |                        |          |      |      |      |      |      |
|---|---|---------------------------|------------------------|----------|------------------------|----------|----------|------------------------|----------|------|------|------|------|------|
|   |   |                           | 1                      | 2        | 3                      | 4        | 5        | 6                      | 7        | 8    | 9    | 10   | 11   | 12   |
|  <p><b>HB Tilter</b> Queen Anne Style<br/>COM Yardage: 4.75<br/>Freight Class: 250<br/>Product Weight (lbs.): 64<br/>Cubic Feet Per Carton: 22.25</p> |  <p><b>ADJUSTMENTS</b><br/>(1) Tilt tension<br/>(2) Pneumatic seat height<br/>(9) Chair tilt lock<br/>(SA) Center-tilt action</p> | <b>3720</b>               | 1650                   | 1822     | 1959                   | --       | 2450     | 2557                   | --       | 3288 | 3518 | 3968 | 4574 | 5332 |
|   |   | <b>OVERALL DIMENSIONS</b> |                        |          | <b>SEAT DIMENSIONS</b> |          |          | <b>BACK DIMENSIONS</b> |          |      |      |      |      |      |
|   |   | <b>W</b>                  | <b>D</b>               | <b>H</b> | <b>W</b>               | <b>D</b> | <b>H</b> | <b>W</b>               | <b>H</b> |      |      |      |      |      |
|   |   | 29                        | 30                     | 44.5     | 19.5                   | 19.5     | 19-23    | 19                     | 26       |      |      |      |      |      |
|  <p><b>ArmChair</b> Banker's Style<br/>COM Yardage: 2<br/>Freight Class: 250<br/>Product Weight (lbs.): 31<br/>Cubic Feet Per Carton: 11.25</p>      | <p>*Fabrics Limited, See notes</p> <p>Ergonomic Features:<br/>A, C, M, N, S</p>   | <b>3722</b>               | 829                    | 905      | --                     | --       | 1165     | 1215                   | --       | 1524 | 1621 | 1807 | 2066 | 2381 |
|   |   | <b>OVERALL DIMENSIONS</b> |                        |          | <b>SEAT DIMENSIONS</b> |          |          | <b>BACK DIMENSIONS</b> |          |      |      |      |      |      |
|   |   | <b>W</b>                  | <b>D</b>               | <b>H</b> | <b>W</b>               | <b>D</b> | <b>H</b> | <b>W</b>               | <b>H</b> |      |      |      |      |      |
|   |   | 25                        | 22.5                   | 31       | 25                     | 18       | 19.5     | 23                     | 11       |      |      |      |      |      |
|   |   |                           |                        |          |                        |          |          |                        |          |      |      |      |      |      |
|   |   |                           |                        |          |                        |          |          |                        |          |      |      |      |      |      |

| DESCRIPTION  | FEATURES   | MODEL#        | STANDARD FABRIC GRADES    |          |          |                        |          |           |                        |          |      |      |      |      |
|--|--|---------------|---------------------------|----------|----------|------------------------|----------|-----------|------------------------|----------|------|------|------|------|
|  |  |               | 1                         | 2        | 3        | 4                      | 5        | 6         | 7                      | 8        | 9    | 10   | 11   | 12   |
| <br><b>HB Tilter</b> Martha Washington Style<br>COM Yardage: 3<br>Freight Class: 250<br>Product Weight (lbs.): 52<br>Cubic Feet Per Carton: 20.25       | <br><b>ADJUSTMENTS</b><br>(1) Tilt tension<br>(2) Pneumatic seat height<br>(9) Chair tilt lock<br>(5A) Center-tilt action   | <b>3730</b>   | 1595                      | 1703     | --       | --                     | 2101     | 2170      | --                     | 2631     | 2777 | 3058 | 3440 | 3920 |
|  |  |               | <b>OVERALL DIMENSIONS</b> |          |          | <b>SEAT DIMENSIONS</b> |          |           | <b>BACK DIMENSIONS</b> |          |      |      |      |      |
|  |  |               | <b>W</b>                  | <b>D</b> | <b>H</b> | <b>W</b>               | <b>D</b> | <b>H</b>  | <b>W</b>               | <b>H</b> |      |      |      |      |
|  |  |               | 0                         | 0        | 0        | 18                     | 18       | 17.5-21.5 | 19                     | 23       |      |      |      |      |
|  | *Fabrics Limited, See notes<br><br>Ergonomic Features:<br>A, C, M, N, S  | <b>RTA 00</b> |                           |          |          |                        |          |           |                        |          |      |      |      |      |
| <br><b>LB Tilter</b> Martha Washington Style<br>COM Yardage: 2.75<br>Freight Class: 250<br>Product Weight (lbs.): 46<br>Cubic Feet Per Carton: 15.75    | <br><b>ADJUSTMENTS</b><br>(1) Tilt tension<br>(2) Pneumatic seat height<br>(9) Chair tilt lock<br>(5A) Center-tilt action   | <b>3731</b>   | 1479                      | 1579     | --       | --                     | 1945     | 2002      | --                     | 2427     | 2562 | 2821 | 3173 | 3612 |
|  |  |               | <b>OVERALL DIMENSIONS</b> |          |          | <b>SEAT DIMENSIONS</b> |          |           | <b>BACK DIMENSIONS</b> |          |      |      |      |      |
|  |  |               | <b>W</b>                  | <b>D</b> | <b>H</b> | <b>W</b>               | <b>D</b> | <b>H</b>  | <b>W</b>               | <b>H</b> |      |      |      |      |
|  |  |               | 25.5                      | 26       | 36       | 18                     | 18       | 17.5-21.5 | 19                     | 18       |      |      |      |      |
|  | *Fabrics Limited, See notes<br><br>Ergonomic Features:<br>A, C, M, N, S  | <b>RTA 00</b> |                           |          |          |                        |          |           |                        |          |      |      |      |      |
| <br><b>LB Armchair</b> Martha Washington Style<br>COM Yardage: 2.75<br>Freight Class: 300<br>Product Weight (lbs.): 28<br>Cubic Feet Per Carton: 15.75 | <br><b>ADJUSTMENTS</b><br>(1) Tilt tension<br>(2) Pneumatic seat height<br>(9) Chair tilt lock<br>(5A) Center-tilt action  | <b>3732</b>   | 1227                      | 1329     | --       | --                     | 1693     | 1751      | --                     | 2176     | 2310 | 2569 | 2922 | 3359 |
|  |  |               | <b>OVERALL DIMENSIONS</b> |          |          | <b>SEAT DIMENSIONS</b> |          |           | <b>BACK DIMENSIONS</b> |          |      |      |      |      |
|  |  |               | <b>W</b>                  | <b>D</b> | <b>H</b> | <b>W</b>               | <b>D</b> | <b>H</b>  | <b>W</b>               | <b>H</b> |      |      |      |      |
|  |  |               | 25.5                      | 24.5     | 34       | 20                     | 18       | 19        | 19                     | 18       |      |      |      |      |
|  | *Fabrics Limited, See notes<br><br>Ergonomic Features:<br>M, N   | <b>RTA 00</b> |                           |          |          |                        |          |           |                        |          |      |      |      |      |
| <br><b>HB Armchair</b> Martha Washington Style<br>COM Yardage: 3<br>Freight Class: 300<br>Product Weight (lbs.): 32<br>Cubic Feet Per Carton: 20.25   | <br><b>ADJUSTMENTS</b><br>(1) Tilt tension<br>(2) Pneumatic seat height<br>(9) Chair tilt lock<br>(5A) Center-tilt action | <b>3735</b>   | 1343                      | 1449     | --       | --                     | 1847     | 1914      | --                     | 2376     | 2525 | 2806 | 3189 | 3669 |
|  |  |               | <b>OVERALL DIMENSIONS</b> |          |          | <b>SEAT DIMENSIONS</b> |          |           | <b>BACK DIMENSIONS</b> |          |      |      |      |      |
|  |  |               | <b>W</b>                  | <b>D</b> | <b>H</b> | <b>W</b>               | <b>D</b> | <b>H</b>  | <b>W</b>               | <b>H</b> |      |      |      |      |
|  |  |               | 25                        | 27.5     | 39.5     | 20                     | 18       | 19        | 19                     | 22.5     |      |      |      |      |
|  | *Fabrics Limited, See notes<br><br>Ergonomic Features:<br>M, N   | <b>RTA 00</b> |                           |          |          |                        |          |           |                        |          |      |      |      |      |
| <br><b>LB Tilter</b> Martha Washington Style<br>COM Yardage: 2.75<br>Freight Class: 250<br>Product Weight (lbs.): 47<br>Cubic Feet Per Carton: 15.75  | <br><b>ADJUSTMENTS</b><br>(1) Tilt tension<br>(2) Pneumatic seat height<br>(9) Chair tilt lock<br>(5A) Center-tilt action | <b>3741</b>   | 1500                      | 1600     | --       | --                     | 1964     | 2023      | --                     | 2448     | 2583 | 2842 | 3194 | 3633 |
|  |  |               | <b>OVERALL DIMENSIONS</b> |          |          | <b>SEAT DIMENSIONS</b> |          |           | <b>BACK DIMENSIONS</b> |          |      |      |      |      |
|  |  |               | <b>W</b>                  | <b>D</b> | <b>H</b> | <b>W</b>               | <b>D</b> | <b>H</b>  | <b>W</b>               | <b>H</b> |      |      |      |      |
|  |  |               | 0                         | 0        | 0        | 20                     | 18       | 17.5-21.5 | 19                     | 18       |      |      |      |      |
|  | *Fabrics Limited, See notes<br><br>Ergonomic Features:<br>A, C, M, N, S  | <b>RTA 00</b> |                           |          |          |                        |          |           |                        |          |      |      |      |      |

| DESCRIPTION   | FEATURES   | MODEL#      | STANDARD FABRIC GRADES    |          |          |                        |          |          |                        |          |      |      |      |      |
|---|--|-------------|---------------------------|----------|----------|------------------------|----------|----------|------------------------|----------|------|------|------|------|
|   |  |             | 1                         | 2        | 3        | 4                      | 5        | 6        | 7                      | 8        | 9    | 10   | 11   | 12   |
|  <p><b>LB Armchair</b> Martha Washington Style<br/>COM Yardage: 2.75<br/>Freight Class: 300<br/>Product Weight (lbs.): 28<br/>Cubic Feet Per Carton: 15.75</p> | <p>*Fabrics Limited, See notes</p> <p>Ergonomic Features:<br/>M, N</p>   | <b>3742</b> | 1248                      | 1351     | --       | --                     | 1714     | 1773     | --                     | 2198     | 2331 | 2591 | 2942 | 3380 |
|   |  |             | <b>OVERALL DIMENSIONS</b> |          |          | <b>SEAT DIMENSIONS</b> |          |          | <b>BACK DIMENSIONS</b> |          |      |      |      |      |
|   |  |             | <b>W</b>                  | <b>D</b> | <b>H</b> | <b>W</b>               | <b>D</b> | <b>H</b> | <b>W</b>               | <b>H</b> |      |      |      |      |
|   |  |             | 25                        | 34.5     | 34.5     | 20                     | 18       | 19       | 19                     | 18       |      |      |      |      |
|   |  |             |                           |          |          |                        |          |          |                        |          |      |      |      |      |
|  <p><b>HB Armchair</b> Martha Washington Style<br/>COM Yardage: 3<br/>Freight Class: 300<br/>Product Weight (lbs.): 26<br/>Cubic Feet Per Carton: 20.25</p>    | <p>*Fabrics Limited, See notes</p> <p>Ergonomic Features:<br/>M, N</p>   | <b>3745</b> | 1366                      | 1474     | --       | --                     | 1873     | 1942     | --                     | 2404     | 2548 | 2831 | 3212 | 3693 |
|   |  |             | <b>OVERALL DIMENSIONS</b> |          |          | <b>SEAT DIMENSIONS</b> |          |          | <b>BACK DIMENSIONS</b> |          |      |      |      |      |
|   |  |             | <b>W</b>                  | <b>D</b> | <b>H</b> | <b>W</b>               | <b>D</b> | <b>H</b> | <b>W</b>               | <b>H</b> |      |      |      |      |
|   |  |             | 25                        | 27.5     | 39.5     | 20                     | 18       | 19       | 19                     | 22.5     |      |      |      |      |
|   |  |             |                           |          |          |                        |          |          |                        |          |      |      |      |      |
|  <p><b>MB Tilter</b> Martha Washington Style<br/>COM Yardage: 3<br/>Freight Class: 300<br/>Product Weight (lbs.): 40<br/>Cubic Feet Per Carton: 20.25</p>     |  <p><b>ADJUSTMENTS</b><br/>(1) Tilt tension<br/>(2) Pneumatic seat height<br/>(9) Chair tilt lock<br/>(5A) Center-tilt action</p>  | <b>3746</b> | 1479                      | 1587     | --       | --                     | 1985     | 2050     | --                     | 2517     | 2661 | 2941 | 3326 | 3806 |
|   |  |             | <b>OVERALL DIMENSIONS</b> |          |          | <b>SEAT DIMENSIONS</b> |          |          | <b>BACK DIMENSIONS</b> |          |      |      |      |      |
|   |  |             | <b>W</b>                  | <b>D</b> | <b>H</b> | <b>W</b>               | <b>D</b> | <b>H</b> | <b>W</b>               | <b>H</b> |      |      |      |      |
|   |  |             | 26.5                      | 29       | 38       | 20                     | 18       | 17-21    | 20                     | 24       |      |      |      |      |
|   |  |             |                           |          |          |                        |          |          |                        |          |      |      |      |      |
|  <p><b>MB Tilter</b> Martha Washington Style<br/>COM Yardage: 3<br/>Freight Class: 250<br/>Product Weight (lbs.): 48<br/>Cubic Feet Per Carton: 20.25</p>    |  <p><b>ADJUSTMENTS</b><br/>(1) Tilt tension<br/>(2) Pneumatic seat height<br/>(9) Chair tilt lock<br/>(5A) Center-tilt action</p> | <b>3747</b> | 1453                      | 1561     | --       | --                     | 1959     | 2028     | --                     | 2491     | 2635 | 2918 | 3301 | 3779 |
|   |  |             | <b>OVERALL DIMENSIONS</b> |          |          | <b>SEAT DIMENSIONS</b> |          |          | <b>BACK DIMENSIONS</b> |          |      |      |      |      |
|   |  |             | <b>W</b>                  | <b>D</b> | <b>H</b> | <b>W</b>               | <b>D</b> | <b>H</b> | <b>W</b>               | <b>H</b> |      |      |      |      |
|   |  |             | 0                         | 0        | 0        | 20                     | 18       | 17-21    | 20                     | 24       |      |      |      |      |
|   |  |             |                           |          |          |                        |          |          |                        |          |      |      |      |      |
|  <p><b>HB Tilter</b> Judge's Style<br/>COM Yardage: 5<br/>Freight Class: 250<br/>Product Weight (lbs.): 63<br/>Cubic Feet Per Carton: 28.25</p>              |  <p><b>ADJUSTMENTS</b><br/>(1) Tilt tension<br/>(2) Pneumatic seat height<br/>(9) Chair tilt lock<br/>(5A) Center-tilt action</p> | <b>3760</b> | 1836                      | 2018     | --       | --                     | 2679     | 2786     | --                     | 3560     | 3804 | 4272 | 4916 | 5709 |
|   |  |             | <b>OVERALL DIMENSIONS</b> |          |          | <b>SEAT DIMENSIONS</b> |          |          | <b>BACK DIMENSIONS</b> |          |      |      |      |      |
|   |  |             | <b>W</b>                  | <b>D</b> | <b>H</b> | <b>W</b>               | <b>D</b> | <b>H</b> | <b>W</b>               | <b>H</b> |      |      |      |      |
|   |  |             | 29                        | 32       | 48       | 20.5                   | 18.5     | 18-22    | 20.5                   | 26       |      |      |      |      |
|   |  |             |                           |          |          |                        |          |          |                        |          |      |      |      |      |


| DESCRIPTION   | FEATURES   | MODEL#  |          | STANDARD FABRIC GRADES  |                        |          |          |                        |          |   |    |    |    |  |  |
|---|--|---|----------|---|------------------------|----------|----------|------------------------|----------|---|----|----|----|--|--|
|   |  | 1   | 2        | 3   | 4                      | 5        | 6        | 7                      | 8        | 9 | 10 | 11 | 12 |  |  |
|  <p><b>HB Tilter</b> Judge's Style<br/>                     COM Yardage: 4.75<br/>                     Freight Class: 250<br/>                     Product Weight (lbs.): 70<br/>                     Cubic Feet Per Carton: 28.25</p> |  <p><b>ADJUSTMENTS</b><br/>                     (1) Tilt tension<br/>                     (2) Pneumatic seat height<br/>                     (9) Chair tilt lock<br/>                     (5A) Center-tilt action</p> | <p><b>3766</b>    1876   2048   --   --   2678   2780   --   3514   3745   4193   4802   5558</p> |          |   |                        |          |          |                        |          |   |    |    |    |  |  |
|   |  | <b>OVERALL DIMENSIONS</b>   |          |   | <b>SEAT DIMENSIONS</b> |          |          | <b>BACK DIMENSIONS</b> |          |   |    |    |    |  |  |
|   |  | <b>W</b>  | <b>D</b> | <b>H</b>  | <b>W</b>               | <b>D</b> | <b>H</b> | <b>W</b>               | <b>H</b> |   |    |    |    |  |  |
| 29  | 32   | 48  | 20.5     | 18.5  | 18-22                  | 20.5     | 26       |                        |          |   |    |    |    |  |  |
|   |  | *Fabrics Limited, See notes   |          |   |                        |          |          |                        |          |   |    |    |    |  |  |
|   |  | Ergonomic Features:<br>A, C, M, N, S  |          | <div style="border: 1px solid black; padding: 2px; display: inline-block;">RTA 00</div> |                        |          |          |                        |          |   |    |    |    |  |  |

TRIUMPH™



model 3650-3

model 3651-3



**Lumbar Support**


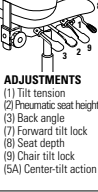

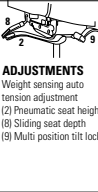

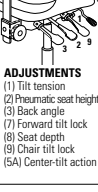

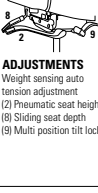
Adjusted in and out by turning the knob and vertically by moving up and down the slider.

**STANDARD FEATURES**

- Contemporary seating series featuring exceptional comfort, support and adjustment.
- Standard with adjustable height, forward swept arms with "sliding armcaps" (G1).
- Outer back knob can be adjusted in and out for lumbar support and vertically for optimal positioning.
- Frame is standard with a polished aluminum arched base and accentuated with polished aluminum back trim.
- Side activated sliding seat depth adjustment (MD), is standard on both control mechanisms. Provides 2" of seat depth adjustment.
- C1 casters are standard.

**OPTIONAL FEATURES**

- For hard surface flooring please specify C9R. Add \$73.
- Check textile availability prior to specifying upholstery material.
- Please refer to the "Casters Selection" section of the price book for caster options.
- Please refer to "Cylinder Selection" section of the price book for additional cylinder options.
- For fully assembled in box, please specify SU. Add \$76.

| DESCRIPTION   | FEATURES   | MODEL# | STANDARD FABRIC GRADES    |          |          |                        |          |          |                        |          |      |      |      |      |
|---|--|--------|---------------------------|----------|----------|------------------------|----------|----------|------------------------|----------|------|------|------|------|
|   |  |        | 1                         | 2        | 3        | 4                      | 5        | 6        | 7                      | 8        | 9    | 10   | 11   | 12   |
|  <p><b>HB Multi-Tilter</b><br/>COM Yardage: 2<br/>Freight Class: 250<br/>Product Weight (lbs.): 66<br/>Cubic Feet Per Carton: 23.5</p>                         |  <p><b>ADJUSTMENTS</b><br/>(1) Tilt tension<br/>(2) Pneumatic seat height<br/>(3) Back angle<br/>(7) Forward tilt lock<br/>(8) Seat depth<br/>(9) Chair tilt lock<br/>(5A) Center-tilt action</p>   | 3650-3 | 1641                      | 1799     | 1855     | 1944                   | 2068     | 2113     | 2219                   | 2426     | 2526 | 2719 | 2980 | 3306 |
|   |  |        | <b>OVERALL DIMENSIONS</b> |          |          | <b>SEAT DIMENSIONS</b> |          |          | <b>BACK DIMENSIONS</b> |          |      |      |      |      |
|   |  |        | <b>W</b>                  | <b>D</b> | <b>H</b> | <b>W</b>               | <b>D</b> | <b>H</b> | <b>W</b>               | <b>H</b> |      |      |      |      |
|   | 26   | 25     | 46.5                      | 21       | 18-20.5  | 17-21                  | 20       | 27       |                        |          |      |      |      |      |
|   |  |        |                           |          |          |                        |          |          | <b>RTA 00</b>          |          |      |      |      |      |
|  <p><b>HB Weight Sensing Synchro - Tilter</b><br/>COM Yardage: 2<br/>Freight Class: 250<br/>Product Weight (lbs.): 66<br/>Cubic Feet Per Carton: 23.5</p>     |  <p><b>ADJUSTMENTS</b><br/>Weight sensing auto tension adjustment<br/>(2) Pneumatic seat height<br/>(8) Sliding seat depth<br/>(9) Multi position tilt lock</p>                                    | 3650-8 | 1641                      | 1799     | 1855     | 1944                   | 2068     | 2113     | 2219                   | 2426     | 2526 | 2719 | 2980 | 3306 |
|   |  |        | <b>OVERALL DIMENSIONS</b> |          |          | <b>SEAT DIMENSIONS</b> |          |          | <b>BACK DIMENSIONS</b> |          |      |      |      |      |
|   |  |        | <b>W</b>                  | <b>D</b> | <b>H</b> | <b>W</b>               | <b>D</b> | <b>H</b> | <b>W</b>               | <b>H</b> |      |      |      |      |
|   | 26   | 25     | 46.5                      | 21       | 18-20.5  | 17-21                  | 20       | 27       |                        |          |      |      |      |      |
|   |  |        |                           |          |          |                        |          |          | <b>RTA 00</b>          |          |      |      |      |      |
|  <p><b>MB Multi - Tilter</b><br/>COM Yardage: 1.75<br/>Freight Class: 250<br/>Product Weight (lbs.): 64<br/>Cubic Feet Per Carton: 20.5</p>                  |  <p><b>ADJUSTMENTS</b><br/>(1) Tilt tension<br/>(2) Pneumatic seat height<br/>(3) Back angle<br/>(7) Forward tilt lock<br/>(8) Seat depth<br/>(9) Chair tilt lock<br/>(5A) Center-tilt action</p> | 3651-3 | 1608                      | 1765     | 1823     | 1912                   | 2036     | 2080     | 2188                   | 2394     | 2493 | 2687 | 2947 | 3274 |
|   |  |        | <b>OVERALL DIMENSIONS</b> |          |          | <b>SEAT DIMENSIONS</b> |          |          | <b>BACK DIMENSIONS</b> |          |      |      |      |      |
|   |  |        | <b>W</b>                  | <b>D</b> | <b>H</b> | <b>W</b>               | <b>D</b> | <b>H</b> | <b>W</b>               | <b>H</b> |      |      |      |      |
|   | 26   | 25     | 39.5                      | 21       | 18-20.5  | 17-21                  | 20       | 21       |                        |          |      |      |      |      |
|   |  |        |                           |          |          |                        |          |          | <b>RTA 00</b>          |          |      |      |      |      |
|  <p><b>MB Weight Sensing Synchro - Tilter</b><br/>COM Yardage: 1.75<br/>Freight Class: 250<br/>Product Weight (lbs.): 64<br/>Cubic Feet Per Carton: 20.5</p> |  <p><b>ADJUSTMENTS</b><br/>Weight sensing auto tension adjustment<br/>(2) Pneumatic seat height<br/>(8) Sliding seat depth<br/>(9) Multi position tilt lock</p>                                   | 3651-8 | 1608                      | 1765     | 1823     | 1912                   | 2036     | 2080     | 2188                   | 2394     | 2493 | 2687 | 2947 | 3274 |
|   |  |        | <b>OVERALL DIMENSIONS</b> |          |          | <b>SEAT DIMENSIONS</b> |          |          | <b>BACK DIMENSIONS</b> |          |      |      |      |      |
|   |  |        | <b>W</b>                  | <b>D</b> | <b>H</b> | <b>W</b>               | <b>D</b> | <b>H</b> | <b>W</b>               | <b>H</b> |      |      |      |      |
|   | 26   | 25     | 39.5                      | 21       | 18-20.5  | 17-21                  | 20       | 21       |                        |          |      |      |      |      |
|   |  |        |                           |          |          |                        |          |          | <b>RTA 00</b>          |          |      |      |      |      |

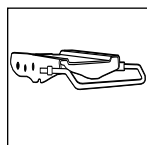
TRUFORM™




model 5450-3



model 5451-3



**Multi-Depth Mechanism**  
Seat depth option is available on multi-tilter models. (see notes for more details)




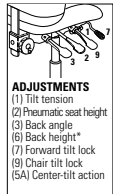


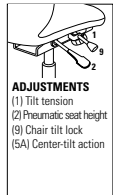


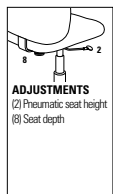

**Vari-Width (WA)**  
Width Adjustable Arm Extensions is standard when order with adjustable height arms.
















STANDARD FEATURES


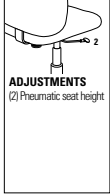


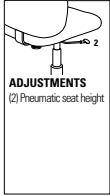

- Sixteen different models available, all featuring gently curved, streamlined seat and back cushions
- Standard with adjustable height **SC** arms.
- All models are standard with a high rise, injection molded base, standard in black.
- All models are shipped partially **KD**.
- **C1** casters are standard.
- Check textile availability prior to specifying upholstery material.

OPTIONAL FEATURES

- Seat depth is standard on models 5450-3, 5450-8, 5451-0, 5451-3.
- An optional polished aluminum base is available, specify **ALU**. Add **\$167**.
- Please refer to "Arms Selection" section of the price book for arm options.
- Please refer to "Cylinder Selection" section of the price book for additional cylinder options.
- Please refer to the "Casters Selection" section of the price book for caster options. Optional casters may be priced higher than the standard casters for your chair and the difference will be charged. Lower priced optional casters will not be credited.
- For hard surface flooring please specify **C9R** and Add \$72.
- For fully assembled in box, please specify **SU**. Add \$76.

| DESCRIPTION  | FEATURES   | MODEL#                    | STANDARD FABRIC GRADES |              |   |           |          |                        |          |      |      |      |      |      |  |  |
|--|--|---------------------------|------------------------|--------------|---|-----------|----------|------------------------|----------|------|------|------|------|------|--|--|
|  |  |                           | 1                      | 2            | 3   | 4         | 5        | 6                      | 7        | 8    | 9    | 10   | 11   | 12   |  |  |
| <br><b>HB Multi - Tilter</b><br>COM Yardage: 2<br>Freight Class: 125<br>Product Weight (lbs.): 63<br>Cubic Feet Per Carton: 10.5 | <br><b>ADJUSTMENTS</b><br>(1) Tilt tension<br>(2) Pneumatic seat height<br>(3) Back angle<br>(6) Back height*<br>(7) Forward tilt lock<br>(9) Chair tilt lock<br>(5A) Center-tilt action | <b>5450-3</b>             | 965                    | 1041         | 1095  | 1181      | 1302     | 1346                   | 1450     | 1650 | 1747 | 1936 | 2188 | 2504 |  |  |
|  |  | <b>OVERALL DIMENSIONS</b> |                        |              | <b>SEAT DIMENSIONS</b>  |           |          | <b>BACK DIMENSIONS</b> |          |      |      |      |      |      |  |  |
|  |  | <b>W</b>                  | <b>D</b>               | <b>H</b>     | <b>W</b>  | <b>D</b>  | <b>H</b> | <b>W</b>               | <b>H</b> |      |      |      |      |      |  |  |
|  | 26   | 25                        | 42                     | 20           | 18-20.5   | 16.5-20.5 | 20       | 23.5-26                |          |      |      |      |      |      |  |  |
|  |  |                           |                        | <b>RTA 2</b> |  |           |          |                        |          |      |      |      |      |      |  |  |
| <br><b>HB Tilter</b><br>COM Yardage: 2<br>Freight Class: 150<br>Product Weight (lbs.): 50<br>Cubic Feet Per Carton: 10.5        | <br><b>ADJUSTMENTS</b><br>(1) Tilt tension<br>(2) Pneumatic seat height<br>(9) Chair tilt lock<br>(5A) Center-tilt action   | <b>5450-4</b>             | 858                    | 932          | 990   | 1076      | 1197     | 1240                   | 1343     | 1544 | 1640 | 1828 | 2082 | 2397 |  |  |
|  |  | <b>OVERALL DIMENSIONS</b> |                        |              | <b>SEAT DIMENSIONS</b>  |           |          | <b>BACK DIMENSIONS</b> |          |      |      |      |      |      |  |  |
|  |  | <b>W</b>                  | <b>D</b>               | <b>H</b>     | <b>W</b>  | <b>D</b>  | <b>H</b> | <b>W</b>               | <b>H</b> |      |      |      |      |      |  |  |
|  | 26   | 25                        | 42                     | 20           | 18-20.5   | 16.5-20.5 | 20       | 23-26                  |          |      |      |      |      |      |  |  |
|  |  |                           |                        | <b>RTA 2</b> |  |           |          |                        |          |      |      |      |      |      |  |  |
| <br><b>HB Task</b><br>COM Yardage: 2<br>Freight Class: 250<br>Product Weight (lbs.): 44<br>Cubic Feet Per Carton: 10.5          | <br><b>ADJUSTMENTS</b><br>(2) Pneumatic seat height<br>(8) Seat depth   | <b>5450-6</b>             | 790                    | 864          | 922   | 1008      | 1129     | 1172                   | 1276     | 1476 | 1572 | 1760 | 2014 | 2329 |  |  |
|  |  | <b>OVERALL DIMENSIONS</b> |                        |              | <b>SEAT DIMENSIONS</b>  |           |          | <b>BACK DIMENSIONS</b> |          |      |      |      |      |      |  |  |
|  |  | <b>W</b>                  | <b>D</b>               | <b>H</b>     | <b>W</b>  | <b>D</b>  | <b>H</b> | <b>W</b>               | <b>H</b> |      |      |      |      |      |  |  |
|  | 26   | 25                        | 41.5                   | 20           | 18-20.5   | 16-20     | 20       | 23.5-26                |          |      |      |      |      |      |  |  |
|  |  |                           |                        | <b>RTA 2</b> |  |           |          |                        |          |      |      |      |      |      |  |  |

| DESCRIPTION  | FEATURES   | MODEL#   | STANDARD FABRIC GRADES  |               |                           |                        |          |                        |                        |          |                        |      |          |      |      |      |
|--|--|--|---|---------------|---------------------------|------------------------|----------|------------------------|------------------------|----------|------------------------|------|----------|------|------|------|
|  |  |  | 1   | 2             | 3                         | 4                      | 5        | 6                      | 7                      | 8        | 9                      | 10   | 11       | 12   |      |      |
|  <p><b>HB Weight Sensing Synchro - Tilter</b><br/>                     COM Yardage: 2<br/>                     Freight Class: 125<br/>                     Product Weight (lbs.): 64<br/>                     Cubic Feet Per Carton: 10.5</p> |  <p><b>ADJUSTMENTS</b><br/>                     (1) Weight sensing auto tension adjustment<br/>                     (2) Pneumatic seat height<br/>                     (8) Sliding seat depth<br/>                     (9) Multi position tilt lock</p> | <b>5450-8</b>  | 965   | 1038          | 1094                      | 1179                   | 1298     | 1337                   | 1442                   | 1639     | 1734                   | 1916 | 2164     | 2474 |      |      |
|  |  |  | <b>OVERALL DIMENSIONS</b>   |               |                           | <b>SEAT DIMENSIONS</b> |          |                        | <b>BACK DIMENSIONS</b> |          |                        |      |          |      |      |      |
|  |  |  | <b>W</b>  | <b>D</b>      | <b>H</b>                  | <b>W</b>               | <b>D</b> | <b>H</b>               | <b>W</b>               |          | <b>H</b>               |      |          |      |      |      |
|  |  |  | 26  | 25            | 41.5                      | 20                     | 18-20.5  | 16.5-20.5              | 20                     |          | 23.5-26                |      |          |      |      |      |
| <p>Ergonomic Features:<br/>A, B, C, E, H, M, N, Q</p>  | <p>RTA 2</p>    |  |   |               |                           |                        |          |                        |                        |          |                        |      |          |      |      |      |
|  |  |  <p><b>MB Synchro - Tilter w/Back Angle Adjustment</b><br/>                     COM Yardage: 1.75<br/>                     Freight Class: 125<br/>                     Product Weight (lbs.): 63<br/>                     Cubic Feet Per Carton: 10.5</p> |  <p><b>ADJUSTMENTS</b><br/>                     (1) Tilt tension<br/>                     (2) Pneumatic seat height<br/>                     (6) Back height<br/>                     (9) Chair tilt lock<br/>                     (5C) Synchro-tilt action<br/>                     Anti-kick back</p>  | <b>5451-0</b> | 925                       | 992                    | 1044     | 1118                   | 1221                   | 1260     | 1352                   | 1528 | 1611     | 1777 | 1997 | 2272 |
|  |  |  |   |               | <b>OVERALL DIMENSIONS</b> |                        |          | <b>SEAT DIMENSIONS</b> |                        |          | <b>BACK DIMENSIONS</b> |      |          |      |      |      |
|  |  |  |   |               | <b>W</b>                  | <b>D</b>               | <b>H</b> | <b>W</b>               | <b>D</b>               | <b>H</b> | <b>W</b>               |      | <b>H</b> |      |      |      |
| 26   | 25   |  |   |               | 38.5                      | 20                     | 18-20.5  | 17-21                  | 20                     |          | 23.5-26                |      |          |      |      |      |
| <p>Ergonomic Features:<br/>A, B, C, J, M, N</p>  | <p>RTA 2</p>    |  |   |               |                           |                        |          |                        |                        |          |                        |      |          |      |      |      |
|  |  |  <p><b>MB Multi - Tilter</b><br/>                     COM Yardage: 1.75<br/>                     Freight Class: 150<br/>                     Product Weight (lbs.): 60<br/>                     Cubic Feet Per Carton: 10.5</p>                          |  <p><b>ADJUSTMENTS</b><br/>                     (1) Tilt tension<br/>                     (2) Pneumatic seat height<br/>                     (3) Back angle<br/>                     (6) Back height*<br/>                     (7) Forward tilt lock<br/>                     (9) Chair tilt lock<br/>                     (5A) Center-tilt action</p> | <b>5451-3</b> | 925                       | 992                    | 1044     | 1118                   | 1221                   | 1260     | 1352                   | 1528 | 1611     | 1777 | 1997 | 2272 |
|  |  |  |   |               | <b>OVERALL DIMENSIONS</b> |                        |          | <b>SEAT DIMENSIONS</b> |                        |          | <b>BACK DIMENSIONS</b> |      |          |      |      |      |
|  |  |  |   |               | <b>W</b>                  | <b>D</b>               | <b>H</b> | <b>W</b>               | <b>D</b>               | <b>H</b> | <b>W</b>               |      | <b>H</b> |      |      |      |
| 26   | 25   |  |   |               | 38.5                      | 20                     | 18-20.5  | 16.5-20.5              | 20                     |          | 20-22.5                |      |          |      |      |      |
| <p>Ergonomic Features:<br/>A, B, C, D, F, G, H, M, N, Q, S</p>   | <p>RTA 2</p>    |  |   |               |                           |                        |          |                        |                        |          |                        |      |          |      |      |      |
|  |  |  <p><b>MB Tilter</b><br/>                     COM Yardage: 1.75<br/>                     Freight Class: 150<br/>                     Product Weight (lbs.): 48<br/>                     Cubic Feet Per Carton: 10.5</p>                                 |  <p><b>ADJUSTMENTS</b><br/>                     (1) Tilt tension<br/>                     (2) Pneumatic seat height<br/>                     (9) Chair tilt lock<br/>                     (5A) Center-tilt action</p>  | <b>5451-4</b> | 819                       | 886                    | 934      | 1008                   | 1114                   | 1154     | 1245                   | 1419 | 1504     | 1668 | 1890 | 2165 |
|  |  |  |   |               | <b>OVERALL DIMENSIONS</b> |                        |          | <b>SEAT DIMENSIONS</b> |                        |          | <b>BACK DIMENSIONS</b> |      |          |      |      |      |
|  |  |  |   |               | <b>W</b>                  | <b>D</b>               | <b>H</b> | <b>W</b>               | <b>D</b>               | <b>H</b> | <b>W</b>               |      | <b>H</b> |      |      |      |
| 26   | 25   |  |   |               | 38.5                      | 20                     | 18-20.5  | 16.5-20.5              | 20                     |          | 20-22.5                |      |          |      |      |      |
| <p>Ergonomic Features:<br/>A, B, C, J, M, N</p>  | <p>RTA 2</p>    |  |   |               |                           |                        |          |                        |                        |          |                        |      |          |      |      |      |
|  |  |  <p><b>MB Operator</b><br/>                     COM Yardage: 1.75<br/>                     Freight Class: 150<br/>                     Product Weight (lbs.): 45<br/>                     Cubic Feet Per Carton: 10.5</p>                               |  <p><b>ADJUSTMENTS</b><br/>                     (2) Pneumatic seat height<br/>                     (3) Back angle<br/>                     (4) Seat angle<br/>                     Free floating seat and back</p>   | <b>5451-5</b> | 920                       | 987                    | 1035     | 1107                   | 1216                   | 1255     | 1346                   | 1522 | 1606     | 1770 | 1992 | 2266 |
|  |  |  |   |               | <b>OVERALL DIMENSIONS</b> |                        |          | <b>SEAT DIMENSIONS</b> |                        |          | <b>BACK DIMENSIONS</b> |      |          |      |      |      |
|  |  |  |   |               | <b>W</b>                  | <b>D</b>               | <b>H</b> | <b>W</b>               | <b>D</b>               | <b>H</b> | <b>W</b>               |      | <b>H</b> |      |      |      |
| 26   | 25   |  |   |               | 38.5                      | 20                     | 18-20.5  | 16.5-20.5              | 20                     |          | 20-22.5                |      |          |      |      |      |
| <p>Ergonomic Features:<br/>A, B, C, J, M, N</p>  | <p>RTA 2</p>    |  |   |               |                           |                        |          |                        |                        |          |                        |      |          |      |      |      |

| DESCRIPTION  | FEATURES  | MODEL#        | STANDARD FABRIC GRADES    |   |          |                        |          |          |                        |          |      |      |      |      |  |  |
|--|---|---------------|---------------------------|---|----------|------------------------|----------|----------|------------------------|----------|------|------|------|------|--|--|
|  |   |               | 1                         | 2   | 3        | 4                      | 5        | 6        | 7                      | 8        | 9    | 10   | 11   | 12   |  |  |
|  <p><b>MB Drafting Stool</b> Armless<br/>COM Yardage: 1.75<br/>Freight Class: 250<br/>Product Weight (lbs.): 38<br/>Cubic Feet Per Carton: 10.5</p> |  <p><b>ADJUSTMENTS</b><br/>(2) Pneumatic seat height</p> | <b>5457-6</b> | 1099                      | 1166  | 1218     | 1292                   | 1395     | 1433     | 1527                   | 1702     | 1785 | 1951 | 2172 | 2446 |  |  |
|  |   |               | <b>OVERALL DIMENSIONS</b> |   |          | <b>SEAT DIMENSIONS</b> |          |          | <b>BACK DIMENSIONS</b> |          |      |      |      |      |  |  |
|  |   |               | <b>W</b>                  | <b>D</b>  | <b>H</b> | <b>W</b>               | <b>D</b> | <b>H</b> | <b>W</b>               | <b>H</b> |      |      |      |      |  |  |
|  |   |               | 20                        | 25  | 47       | 20                     | 17.5-19  | 22-30    | 20                     | 20       |      |      |      |      |  |  |
|  |   |               | <b>RTA 2</b>              |  |          |                        |          |          |                        |          |      |      |      |      |  |  |
|  <p><b>MB Drafting Stool</b><br/>COM Yardage: 1.75<br/>Freight Class: 150<br/>Product Weight (lbs.): 44<br/>Cubic Feet Per Carton: 10.5</p>         |  <p><b>ADJUSTMENTS</b><br/>(2) Pneumatic seat height</p> | <b>5458-6</b> | 1284                      | 1349  | 1399     | 1471                   | 1578     | 1617     | 1710                   | 1884     | 1967 | 2132 | 2355 | 2630 |  |  |
|  |   |               | <b>OVERALL DIMENSIONS</b> |   |          | <b>SEAT DIMENSIONS</b> |          |          | <b>BACK DIMENSIONS</b> |          |      |      |      |      |  |  |
|  |   |               | <b>W</b>                  | <b>D</b>  | <b>H</b> | <b>W</b>               | <b>D</b> | <b>H</b> | <b>W</b>               | <b>H</b> |      |      |      |      |  |  |
|  |   |               | 26                        | 25  | 47       | 20                     | 17.5-19  | 22-30    | 20                     | 20       |      |      |      |      |  |  |
|  |   |               | <b>RTA 2</b>              |  |          |                        |          |          |                        |          |      |      |      |      |  |  |



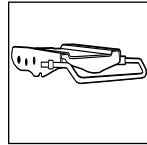
TYE™



model 1950-4 (3N)



model 1951-4 (3N)



**Multi-Depth Mechanism**  
Seat depth option is available on multi-tilter models. (see notes for more details)



model 1953

STANDARD FEATURES

- Contemporary mesh fabric and upholstered panels are used on chair backs.
- Standard with adjustable height T-arms with curved urethane armcaps (3N) in Black Only, (except model 1953 which has a fixed height version of this same arm style). All models (except armchair) are standard with a five-legged, injection molded "spider" base.
- C65 casters are standard.
- Where fabric is approved for use only on seat, Luxhide Bonded Leather is recommended for the back textile selection.
- Seat depth and pneumatic seat height adjustments. Tilt tension adjustment with tilt lock.
- Mesh available in Black only.
- Check textile availability prior to specifying upholstery material.

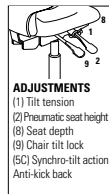
OPTIONAL FEATURES

- Cantilever frame on armchair (model 1953) is available in Black (TBL) or Tungsten (TTU). No upcharge. For Chrome (CHM) finish, add 10% of opening published grade price.. Please refer to "Arms Selection" section of the price book for arm options.
- Please refer to the "Casters Selection" section of the price book for caster options. Optional casters may be priced higher than the standard casters for your chair and the difference will be charged. Lower priced optional casters will not be credited.
- For hard surface flooring, specify C65R. Add \$73.
- For fully assembled in box, specify SU. Add \$76.

DESCRIPTION FEATURES MODEL# STANDARD TEXTILE GRADES



**HB Synchro - Tilter**  
COM Yardage: 1.5  
Freight Class: 150  
Product Weight (lbs.): 56  
Cubic Feet Per Carton: 11



**ADJUSTMENTS**  
(1) Tilt tension  
(2) Pneumatic seat height  
(8) Seat depth  
(9) Chair tilt lock  
(5C) Synchro-tilt action  
Anti-kick back

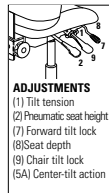
Ergonomic Features:  
A, B, C, E, H, L, M, N

| MODEL# | 1    | 2    | 3    | 4    | 5    | 6    | 7    | 8    | 9    | 10   | 11   | 12   |
|--------|------|------|------|------|------|------|------|------|------|------|------|------|
| 1950-1 | 1056 | 1116 | 1158 | 1223 | 1312 | 1346 | 1427 | 1578 | 1650 | 1791 | 1981 | 2224 |

| OVERALL DIMENSIONS |    |    | SEAT DIMENSIONS |         |           | BACK DIMENSIONS |    |
|--------------------|----|----|-----------------|---------|-----------|-----------------|----|
| W                  | D  | H  | W               | D       | H         | W               | H  |
| 25                 | 26 | 45 | 21              | 19-20.5 | 17.5-21.5 | 19.5            | 27 |



**HB Multi - Tilter**  
COM Yardage: 1.5  
Freight Class: 150  
Product Weight (lbs.): 55  
Cubic Feet Per Carton: 11



**ADJUSTMENTS**  
(1) Tilt tension  
(2) Pneumatic seat height  
(7) Forward tilt lock  
(8) Seat depth  
(9) Chair tilt lock  
(5A) Center-tilt action

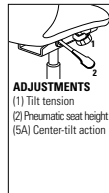
Ergonomic Features:  
A, B, C, E, F, H, M, N, S

| MODEL# | 1    | 2    | 3    | 4    | 5    | 6    | 7    | 8    | 9    | 10   | 11   | 12   |
|--------|------|------|------|------|------|------|------|------|------|------|------|------|
| 1950-3 | 1036 | 1092 | 1135 | 1200 | 1290 | 1325 | 1403 | 1557 | 1629 | 1770 | 1961 | 2204 |

| OVERALL DIMENSIONS |    |    | SEAT DIMENSIONS |         |           | BACK DIMENSIONS |    |
|--------------------|----|----|-----------------|---------|-----------|-----------------|----|
| W                  | D  | H  | W               | D       | H         | W               | H  |
| 25                 | 26 | 45 | 21              | 19-20.5 | 17.5-21.5 | 19.5            | 27 |



**HB Tilter**  
COM Yardage: 1.5  
Freight Class: 150  
Product Weight (lbs.): 52  
Cubic Feet Per Carton: 11




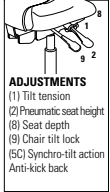


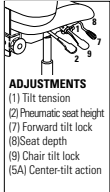


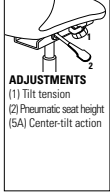


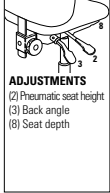


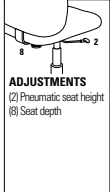

**ADJUSTMENTS**  
(1) Tilt tension  
(2) Pneumatic seat height  
(5A) Center-tilt action
















Ergonomic Features:  
A, C, E, H, M, N

| MODEL# | 1   | 2   | 3   | 4    | 5    | 6    | 7    | 8    | 9    | 10   | 11   | 12   |
|--------|-----|-----|-----|------|------|------|------|------|------|------|------|------|
| 1950-4 | 881 | 935 | 980 | 1048 | 1135 | 1166 | 1250 | 1402 | 1472 | 1613 | 1805 | 2047 |

| OVERALL DIMENSIONS |    |      | SEAT DIMENSIONS |         |           | BACK DIMENSIONS |    |
|--------------------|----|------|-----------------|---------|-----------|-----------------|----|
| W                  | D  | H    | W               | D       | H         | W               | H  |
| 25                 | 26 | 45.5 | 21              | 19-20.5 | 16.5-20.5 | 19.5            | 27 |



| DESCRIPTION   | FEATURES  | MODEL#   | STANDARD TEXTILE GRADES  |   |          |                        |          |          |                        |      |          |      |      |      |        |      |      |      |      |      |      |      |      |      |      |      |      |
|---|---|--|--|---|----------|------------------------|----------|----------|------------------------|------|----------|------|------|------|--------|------|------|------|------|------|------|------|------|------|------|------|------|
|   |   |  | 1  | 2   | 3        | 4                      | 5        | 6        | 7                      | 8    | 9        | 10   | 11   | 12   |        |      |      |      |      |      |      |      |      |      |      |      |      |
|  <p><b>MB Synchro - Tilter</b><br/>COM Yardage: 1.25<br/>Freight Class: 150<br/>Product Weight (lbs.): 54<br/>Cubic Feet Per Carton: 10.5</p>      |  <p><b>ADJUSTMENTS</b><br/>(1) Tilt tension<br/>(2) Pneumatic seat height<br/>(8) Seat depth<br/>(9) Chair tilt lock<br/>(5C) Synchro-tilt action<br/>Anti-kick back</p>       | <p>Ergonomic Features:<br/>A, B, C, E, H, L, M, N</p>    | <table border="1"> <tr> <td>1951-1</td> <td>1022</td> <td>1070</td> <td>1108</td> <td>1159</td> <td>1235</td> <td>1261</td> <td>1329</td> <td>1456</td> <td>1517</td> <td>1633</td> <td>1795</td> <td>1993</td> </tr> </table> |   |          |                        |          |          |                        |      |          |      |      |      | 1951-1 | 1022 | 1070 | 1108 | 1159 | 1235 | 1261 | 1329 | 1456 | 1517 | 1633 | 1795 | 1993 |
|   |   |  | 1951-1   | 1022  | 1070     | 1108                   | 1159     | 1235     | 1261                   | 1329 | 1456     | 1517 | 1633 | 1795 | 1993   |      |      |      |      |      |      |      |      |      |      |      |      |
|   |   |  | <b>OVERALL DIMENSIONS</b>  |   |          | <b>SEAT DIMENSIONS</b> |          |          | <b>BACK DIMENSIONS</b> |      |          |      |      |      |        |      |      |      |      |      |      |      |      |      |      |      |      |
|   |   |  | <b>W</b>   | <b>D</b>  | <b>H</b> | <b>W</b>               | <b>D</b> | <b>H</b> | <b>W</b>               |      | <b>H</b> |      |      |      |        |      |      |      |      |      |      |      |      |      |      |      |      |
| 25  | 26  | 40.5   | 21   | 19-20.5   | 17-21    | 19.5                   |          | 23       |                        |      |          |      |      |      |        |      |      |      |      |      |      |      |      |      |      |      |      |
|   |   |  |  |   |          |                        |          |          |                        |      |          |      |      |      |        |      |      |      |      |      |      |      |      |      |      |      |      |
|   |   |  | <b>RTA 2</b>   |    |          |                        |          |          |                        |      |          |      |      |      |        |      |      |      |      |      |      |      |      |      |      |      |      |
|  <p><b>MB Multi - Tilter</b><br/>COM Yardage: 1.25<br/>Freight Class: 150<br/>Product Weight (lbs.): 53<br/>Cubic Feet Per Carton: 10.5</p>        |  <p><b>ADJUSTMENTS</b><br/>(1) Tilt tension<br/>(2) Pneumatic seat height<br/>(7) Forward tilt lock<br/>(8) Seat depth<br/>(9) Chair tilt lock<br/>(5A) Center-tilt action</p> | <p>Ergonomic Features:<br/>A, B, C, E, F, H, M, N, S</p> | <table border="1"> <tr> <td>1951-3</td> <td>999</td> <td>1047</td> <td>1085</td> <td>1134</td> <td>1213</td> <td>1238</td> <td>1304</td> <td>1431</td> <td>1493</td> <td>1610</td> <td>1773</td> <td>1971</td> </tr> </table>  |   |          |                        |          |          |                        |      |          |      |      |      | 1951-3 | 999  | 1047 | 1085 | 1134 | 1213 | 1238 | 1304 | 1431 | 1493 | 1610 | 1773 | 1971 |
|   |   |  | 1951-3   | 999   | 1047     | 1085                   | 1134     | 1213     | 1238                   | 1304 | 1431     | 1493 | 1610 | 1773 | 1971   |      |      |      |      |      |      |      |      |      |      |      |      |
|   |   |  | <b>OVERALL DIMENSIONS</b>  |   |          | <b>SEAT DIMENSIONS</b> |          |          | <b>BACK DIMENSIONS</b> |      |          |      |      |      |        |      |      |      |      |      |      |      |      |      |      |      |      |
|   |   |  | <b>W</b>   | <b>D</b>  | <b>H</b> | <b>W</b>               | <b>D</b> | <b>H</b> | <b>W</b>               |      | <b>H</b> |      |      |      |        |      |      |      |      |      |      |      |      |      |      |      |      |
| 25  | 26  | 40.5   | 21   | 19-20.5   | 17-21    | 19.5                   |          | 23       |                        |      |          |      |      |      |        |      |      |      |      |      |      |      |      |      |      |      |      |
|   |   |  |  |   |          |                        |          |          |                        |      |          |      |      |      |        |      |      |      |      |      |      |      |      |      |      |      |      |
|   |   |  | <b>RTA 2</b>   |    |          |                        |          |          |                        |      |          |      |      |      |        |      |      |      |      |      |      |      |      |      |      |      |      |
|  <p><b>MB Tilter</b><br/>COM Yardage: 1.25<br/>Freight Class: 150<br/>Product Weight (lbs.): 50<br/>Cubic Feet Per Carton: 10.5</p>               |  <p><b>ADJUSTMENTS</b><br/>(1) Tilt tension<br/>(2) Pneumatic seat height<br/>(5A) Center-tilt action</p>   | <p>Ergonomic Features:<br/>A, C, E, H, M, N</p>          | <table border="1"> <tr> <td>1951-4</td> <td>842</td> <td>889</td> <td>928</td> <td>979</td> <td>1056</td> <td>1084</td> <td>1154</td> <td>1278</td> <td>1336</td> <td>1456</td> <td>1617</td> <td>1814</td> </tr> </table>     |   |          |                        |          |          |                        |      |          |      |      |      | 1951-4 | 842  | 889  | 928  | 979  | 1056 | 1084 | 1154 | 1278 | 1336 | 1456 | 1617 | 1814 |
|   |   |  | 1951-4   | 842   | 889      | 928                    | 979      | 1056     | 1084                   | 1154 | 1278     | 1336 | 1456 | 1617 | 1814   |      |      |      |      |      |      |      |      |      |      |      |      |
|   |   |  | <b>OVERALL DIMENSIONS</b>  |   |          | <b>SEAT DIMENSIONS</b> |          |          | <b>BACK DIMENSIONS</b> |      |          |      |      |      |        |      |      |      |      |      |      |      |      |      |      |      |      |
|   |   |  | <b>W</b>   | <b>D</b>  | <b>H</b> | <b>W</b>               | <b>D</b> | <b>H</b> | <b>W</b>               |      | <b>H</b> |      |      |      |        |      |      |      |      |      |      |      |      |      |      |      |      |
| 25  | 26  | 41   | 21   | 19-20.5   | 17-21    | 19.5                   |          | 23       |                        |      |          |      |      |      |        |      |      |      |      |      |      |      |      |      |      |      |      |
|   |   |  |  |   |          |                        |          |          |                        |      |          |      |      |      |        |      |      |      |      |      |      |      |      |      |      |      |      |
|   |   |  | <b>RTA 2</b>   |  |          |                        |          |          |                        |      |          |      |      |      |        |      |      |      |      |      |      |      |      |      |      |      |      |
|  <p><b>MB Posture Task w/Arms</b><br/>COM Yardage: 1.25<br/>Freight Class: 150<br/>Product Weight (lbs.): 45<br/>Cubic Feet Per Carton: 9.25</p> |  <p><b>ADJUSTMENTS</b><br/>(2) Pneumatic seat height<br/>(3) Back angle<br/>(8) Seat depth</p>   | <p>Ergonomic Features:<br/>C, E, H, G, M, N</p>          | <table border="1"> <tr> <td>1951-7</td> <td>912</td> <td>959</td> <td>998</td> <td>1052</td> <td>1126</td> <td>1154</td> <td>1221</td> <td>1347</td> <td>1406</td> <td>1526</td> <td>1684</td> <td>1882</td> </tr> </table>    |   |          |                        |          |          |                        |      |          |      |      |      | 1951-7 | 912  | 959  | 998  | 1052 | 1126 | 1154 | 1221 | 1347 | 1406 | 1526 | 1684 | 1882 |
|   |   |  | 1951-7   | 912   | 959      | 998                    | 1052     | 1126     | 1154                   | 1221 | 1347     | 1406 | 1526 | 1684 | 1882   |      |      |      |      |      |      |      |      |      |      |      |      |
|   |   |  | <b>OVERALL DIMENSIONS</b>  |   |          | <b>SEAT DIMENSIONS</b> |          |          | <b>BACK DIMENSIONS</b> |      |          |      |      |      |        |      |      |      |      |      |      |      |      |      |      |      |      |
|   |   |  | <b>W</b>   | <b>D</b>  | <b>H</b> | <b>W</b>               | <b>D</b> | <b>H</b> | <b>W</b>               |      | <b>H</b> |      |      |      |        |      |      |      |      |      |      |      |      |      |      |      |      |
| 25  | 26  | 40   | 21   | 19-20.5   | 16-20    | 19.5                   |          | 23       |                        |      |          |      |      |      |        |      |      |      |      |      |      |      |      |      |      |      |      |
|   |   |  |  |   |          |                        |          |          |                        |      |          |      |      |      |        |      |      |      |      |      |      |      |      |      |      |      |      |
|   |   |  | <b>RTA 2</b>   |  |          |                        |          |          |                        |      |          |      |      |      |        |      |      |      |      |      |      |      |      |      |      |      |      |
|  <p><b>LB Task w/Arms</b><br/>COM Yardage: 1<br/>Freight Class: 150<br/>Product Weight (lbs.): 43<br/>Cubic Feet Per Carton: 9.25</p>            |  <p><b>ADJUSTMENTS</b><br/>(2) Pneumatic seat height<br/>(8) Seat depth</p>  | <p>Ergonomic Features:<br/>C, E, H, M, N</p>             | <table border="1"> <tr> <td>1952-6</td> <td>731</td> <td>769</td> <td>800</td> <td>839</td> <td>902</td> <td>926</td> <td>976</td> <td>1079</td> <td>1125</td> <td>1222</td> <td>1348</td> <td>1508</td> </tr> </table>        |   |          |                        |          |          |                        |      |          |      |      |      | 1952-6 | 731  | 769  | 800  | 839  | 902  | 926  | 976  | 1079 | 1125 | 1222 | 1348 | 1508 |
|   |   |  | 1952-6   | 731   | 769      | 800                    | 839      | 902      | 926                    | 976  | 1079     | 1125 | 1222 | 1348 | 1508   |      |      |      |      |      |      |      |      |      |      |      |      |
|   |   |  | <b>OVERALL DIMENSIONS</b>  |   |          | <b>SEAT DIMENSIONS</b> |          |          | <b>BACK DIMENSIONS</b> |      |          |      |      |      |        |      |      |      |      |      |      |      |      |      |      |      |      |
|   |   |  | <b>W</b>   | <b>D</b>  | <b>H</b> | <b>W</b>               | <b>D</b> | <b>H</b> | <b>W</b>               |      | <b>H</b> |      |      |      |        |      |      |      |      |      |      |      |      |      |      |      |      |
| 25  | 26  | 35   | 21   | 19-20.5   | 17-20    | 19.5                   |          | 16       |                        |      |          |      |      |      |        |      |      |      |      |      |      |      |      |      |      |      |      |
|   |   |  |  |   |          |                        |          |          |                        |      |          |      |      |      |        |      |      |      |      |      |      |      |      |      |      |      |      |
|   |   |  | <b>RTA 2</b>   |  |          |                        |          |          |                        |      |          |      |      |      |        |      |      |      |      |      |      |      |      |      |      |      |      |

| DESCRIPTION  | FEATURES  | MODEL#                    | STANDARD TEXTILE GRADES |          |                        |          |          |                        |          |      |      |      |      |      |  |  |
|--|---|---------------------------|-------------------------|----------|------------------------|----------|----------|------------------------|----------|------|------|------|------|------|--|--|
|  |   |                           | 1                       | 2        | 3                      | 4        | 5        | 6                      | 7        | 8    | 9    | 10   | 11   | 12   |  |  |
| <br><b>Armchair</b><br>COM Yardage: 1<br>Freight Class: 250<br>Product Weight (lbs.): 36<br>Cubic Feet Per Carton: 10.25                        | Ergonomic Features:<br>M, N<br>               | <b>1953</b>               | 653                     | 697      | 720                    | 767      | 825      | 850                    | 905      | 1004 | 1051 | 1147 | 1274 | 1432 |  |  |
|  |   | <b>OVERALL DIMENSIONS</b> |                         |          | <b>SEAT DIMENSIONS</b> |          |          | <b>BACK DIMENSIONS</b> |          |      |      |      |      |      |  |  |
|  |   | <b>W</b>                  | <b>D</b>                | <b>H</b> | <b>W</b>               | <b>D</b> | <b>H</b> | <b>W</b>               | <b>H</b> |      |      |      |      |      |  |  |
|  |   | 27                        | 23                      | 35       | 21                     | 18.5     | 18       | 19.5                   | 18       |      |      |      |      |      |  |  |
| <br><b>LB Task Armless</b><br>COM Yardage: 1<br>Freight Class: 150<br>Product Weight (lbs.): 37<br>Cubic Feet Per Carton: 9.25                  | Ergonomic Features:<br>C, E, M, N<br>         | <b>1954-6</b>             | 626                     | 672      | 709                    | 764      | 839      | 864                    | 931      | 1057 | 1120 | 1236 | 1398 | 1596 |  |  |
|  |   | <b>OVERALL DIMENSIONS</b> |                         |          | <b>SEAT DIMENSIONS</b> |          |          | <b>BACK DIMENSIONS</b> |          |      |      |      |      |      |  |  |
|  |   | <b>W</b>                  | <b>D</b>                | <b>H</b> | <b>W</b>               | <b>D</b> | <b>H</b> | <b>W</b>               | <b>H</b> |      |      |      |      |      |  |  |
|  |   | 25                        | 26                      | 35       | 21                     | 19-20.5  | 17-22    | 19.5                   | 16       |      |      |      |      |      |  |  |
| <br><b>MB Posture Task Armless</b><br>COM Yardage: 1.25<br>Freight Class: 150<br>Product Weight (lbs.): 39<br>Cubic Feet Per Carton: 9.25      | Ergonomic Features:<br>C, E, G, M, N<br>  | <b>1957-7</b>             | 810                     | 858      | 894                    | 948      | 1024     | 1052                   | 1119     | 1245 | 1304 | 1425 | 1584 | 1781 |  |  |
|  |   | <b>OVERALL DIMENSIONS</b> |                         |          | <b>SEAT DIMENSIONS</b> |          |          | <b>BACK DIMENSIONS</b> |          |      |      |      |      |      |  |  |
|  |   | <b>W</b>                  | <b>D</b>                | <b>H</b> | <b>W</b>               | <b>D</b> | <b>H</b> | <b>W</b>               | <b>H</b> |      |      |      |      |      |  |  |
|  |   | 25                        | 26                      | 40       | 21                     | 19-20.5  | 16-20    | 19.5                   | 23       |      |      |      |      |      |  |  |
| <br><b>LB Task Drafting Chair</b><br>COM Yardage: 1<br>Freight Class: 150<br>Product Weight (lbs.): 47<br>Cubic Feet Per Carton: 9.25         | Ergonomic Features:<br>C, E, M, N<br>     | <b>1922-6</b>             | 874                     | 912      | 943                    | 988      | 1049     | 1070                   | 1127     | 1228 | 1278 | 1375 | 1504 | 1667 |  |  |
|  |   | <b>OVERALL DIMENSIONS</b> |                         |          | <b>SEAT DIMENSIONS</b> |          |          | <b>BACK DIMENSIONS</b> |          |      |      |      |      |      |  |  |
|  |   | <b>W</b>                  | <b>D</b>                | <b>H</b> | <b>W</b>               | <b>D</b> | <b>H</b> | <b>W</b>               | <b>H</b> |      |      |      |      |      |  |  |
|  |   | 25                        | 26                      | 44.5     | 21                     | 19-20.5  | 24-34    | 19.5                   | 16       |      |      |      |      |      |  |  |
| <br><b>LB Task Drafting Chair Armless</b><br>COM Yardage: 1<br>Freight Class: 150<br>Product Weight (lbs.): 40<br>Cubic Feet Per Carton: 9.25 | Ergonomic Features:<br>C, E, G, M<br>     | <b>1924-6</b>             | 769                     | 807      | 835                    | 876      | 934      | 956                    | 1007     | 1106 | 1155 | 1245 | 1371 | 1524 |  |  |
|  |   | <b>OVERALL DIMENSIONS</b> |                         |          | <b>SEAT DIMENSIONS</b> |          |          | <b>BACK DIMENSIONS</b> |          |      |      |      |      |      |  |  |
|  |   | <b>W</b>                  | <b>D</b>                | <b>H</b> | <b>W</b>               | <b>D</b> | <b>H</b> | <b>W</b>               | <b>H</b> |      |      |      |      |      |  |  |
|  |   | 25                        | 26                      | 44.5     | 21                     | 19-20.5  | 24-34    | 19.5                   | 16       |      |      |      |      |      |  |  |

VION



model 6321-8



model 6331-8



**Optional Live Lumbar Support Pad (LS)**

Lumbar Pad is spring loaded, providing pressure sensitive depth adjustment and 3 inches of height adjustment.



model 6322-4 (C)



model 6321-4PB



Vion Guest Chair please see page 239

| VION FINISHES - TASK SEATING |                   |                    |  |                              |
|------------------------------|-------------------|--------------------|--|------------------------------|
| Back Frame                   | Base              | Specify Code       | Arm Option   | Specify Code                 |
| Black                        | Black             | BLK<br>no upcharge | Adj. "T" arm ( <b>Black</b> )<br>Adj. "T" arm, fixed armcap ( <b>Black</b> )<br>Adj. "T" arm ( <b>Black</b> , Chrome accent)                 | AS<br>AF<br>AC               |
| Black                        | Polished Aluminum | BAU<br>Add \$167   | Adj. "T" arm, fixed armcap ( <b>Black</b> , Chrome accent)<br>Fixed "C" arm ( <b>Black</b> )<br>Fixed "C" arm ( <b>Polished Aluminum</b> )   | A<br>C<br>CA - Add \$202     |
| Shadow                       | Shadow            | SHW<br>Add \$76    | Adj. "T" arm ( <b>Shadow</b> )<br>Adj. "T" arm, fixed armcap ( <b>Shadow</b> )<br>Adj. "T" arm ( <b>Shadow</b> , Chrome accent)              | SHA<br>SHF<br>SHR            |
| Shadow                       | Polished Aluminum | SAU<br>Add \$241   | Adj. "T" arm, fixed armcap ( <b>Shadow</b> , Chrome accent)<br>Fixed "C" arm ( <b>Shadow</b> )<br>Fixed "C" arm ( <b>Polished Aluminum</b> ) | SHD<br>SHC<br>CA - Add \$202 |
| Fog                          | Fog               | FOG<br>Add \$76    | Adj. "T" arm ( <b>Fog</b> )<br>Adj. "T" arm, fixed armcap ( <b>Fog</b> )<br>Adj. "T" arm ( <b>Fog</b> , Chrome accent)                       | FA<br>FF<br>FC               |
| Fog                          | Polished Aluminum | FAU<br>Add \$241   | Adj. "T" arm, fixed armcap ( <b>Fog</b> , Chrome accent)<br>Fixed "C" arm ( <b>Fog</b> )<br>Fixed "C" arm ( <b>Polished Aluminum</b> )       | CF<br>CC<br>CA - Add \$202   |

\* All arms have Black SSU Armcaps.

STANDARD FEATURES

- Vion is a comprehensive seating series offering a family of models to address multiple applications: task, management, conference, guest, pedestal base, heavy duty 24/7 and stools.
- Vion Care Compliant models, with "GC" model code prefix, are available for select models (GC6322-0, GC6322-4, GC6331-0, GC6331-4). These models have standard high density, ultracell foam and polyurethane seat underside with sealed connections. Optional sealed seat seams and moisture barrier are available on these models only.
- Vion Heavy Duty models can be found in the Heavy Duty section of the price book (page 387).
- Series offers mid and high back models with either a mesh or upholstered back.
- Five different control mechanism options to suit all price points and ergonomic requirements.
- All models are standard with height and width adjustable arms (**AS**) that feature a front to back sliding armcap.
- Standard with Global's high quality Soft Descent™ pneumatic lift which slowly and gently lowers the seat height of the chair, making it easy to obtain the desired position.
- Side activated sliding seat depth adjustment (**MD**) is standard on multi-tilter, synchro tilter with back angle adjustment and weight sensing synchro tilter control mechanisms.
- Standard with Black five prong, injection molded, fiberglass reinforced nylon Governor base (**B7**) with dual wheel carpet casters (**C1**).
- Mesh back models are available in 10 standard Vion colors: Aqua (**MS75**), Black (**MS69**), Black Cherry (**MS76**), Blue (**MS72**), Dust (**MS77**), Ivory (**MS78**), Natural (**MS74**), Paprika (**MS79**), Rope (**MS73**) and Stone (**MS71**).
- Upholstered back models feature black fabric Jenny (**JN02**) on the back side as standard.
- Check textile availability prior to specifying upholstery material.
- Pedestal base models are offered on (-4) Tilter and (-6) Task (basic swivel) mechanisms only. These models provide fixed location seating for use in auditoriums, classrooms, jury boxes, public venues and more. The base must be mounted to the floor (mounting hardware not included). See Pedestal Base Installation Guide for details.

OPTIONAL FEATURES

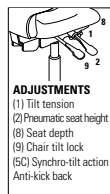
- Vion back frames, arms and bases are available in three colors: Black, Shadow and Fog. See Vion finishes chart for options and upcharges. Armcaps are always Black.
- Mesh back models are also available in 10 Dimension Mesh colors: Black (**DBK**), Fog (**DST**), Chalk (**DCL**), Shadow (**DGM**), Charcoal (**DCH**), Sand (**DSD**), Cobalt (**DCO**), Pool Blue (**DPB**), Citrus (**DCT**) and Berry (**DBE**). Add \$27.
- Upholstered back models offer a Matching Outer (**MO**) upholstery option. Due to the Additional material needed, these models are listed separately and are priced differently than the standard upholstered back models.
- Optional lumbar pad can be added at the time of order. Please specify (**LS**) and add \$40 Lumbar pad can also be ordered after sale as a kit, specify model 6339 at \$43 list. The lumbar pad is adjustable up to 3".
- Seat available in memory foam. Please specify (**MF**) and add \$117.
- Petite seat models (2" shorter and 2" narrower than the standard size seat) are available. Specify (**ST**) for standard foam or (**P**) for petite seat, no upcharge.
- A moisture barrier is available for the seat cushion on GC Vion models only. Specify (**NB**) for no moisture barrier, no upcharge, or (**MB**) for Moisture Barrier. Add \$117.
- Sealed seams are available on the seat of GC Vion models when specified with approved coated textile. Contact Customer Care for availability. Specify (**NS**) for no sealed seams, no upcharge, or (**SE**) for sealed seat seams. Add \$26.
- For hard surface flooring casters, please specify (**C9R**). Add \$72.
- Two featured "T" arm options that include height and width adjusting arms, one with sliding arm caps (**AS**) and one without sliding arm caps (**AF**). Also, available is a stylish fixed urethane arm (**C**) for conference/management environments.
- For additional arm/caster options, please refer to the Arm and Caster section (page 389). Optional casters may be priced higher than the standard casters for your chair and the difference will be charged. Lower priced optional casters will not be credited.
- Please refer to "Cylinder Selection" section of the price book for additional cylinder options.
- For fully assembled in box, please specify **SU**. Add \$76.
- Pedestal Base models have black bases with 2" height adjust cylinders. Specify (**SCC**) swivel, auto return to max height (no upcharge); (**SN**) non-swivel, auto return to max height (Add \$21); or (**SC**) swivel, self-centering and return to max height (Add \$33).

DESCRIPTION



**HB Synchro - Tilter w/Back Angle Adjustment**  
COM Yardage: 1  
Freight Class: 150  
Product Weight (lbs.): 60  
Cubic Feet Per Carton: 10.5

FEATURES



**ADJUSTMENTS**  
(1) Tilt tension  
(2) Pneumatic seat height  
(8) Seat depth  
(9) Chair tilt lock  
(5C) Synchro-tilt action  
Anti-kick back

Mesh Back

Ergonomic Features:  
A, B, C, E, G, H, L, M, N, Q, U

MODEL#

STANDARD TEXTILE GRADES

|               | 1   | 2    | 3    | 4    | 5    | 6    | 7    | 8    | 9    | 10   | 11   | 12   |
|---------------|-----|------|------|------|------|------|------|------|------|------|------|------|
| <b>6321-0</b> | 998 | 1035 | 1063 | 1104 | 1162 | 1184 | 1235 | 1334 | 1383 | 1473 | 1598 | 1751 |

OVERALL DIMENSIONS


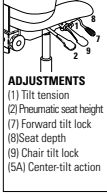


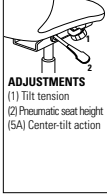


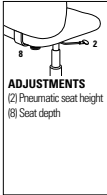


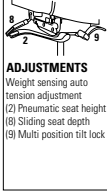


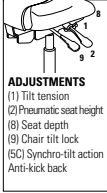

SEAT DIMENSIONS


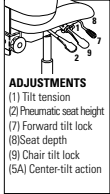


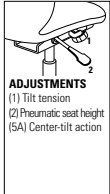


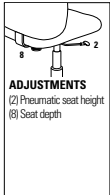


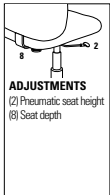


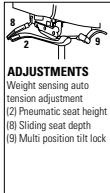

BACK DIMENSIONS


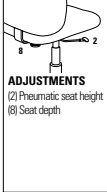


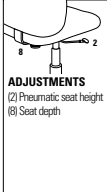


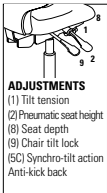


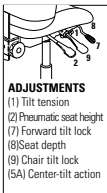


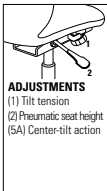

| W    | D  | H    | W  | D     | H         | W    | H  |
|------|----|------|----|-------|-----------|------|----|
| 25.5 | 24 | 41.5 | 20 | 17-20 | 17.5-22.5 | 18.5 | 23 |


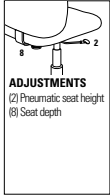


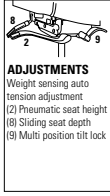


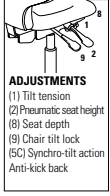


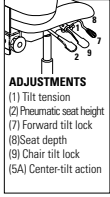


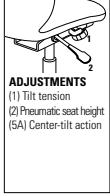

RTA 2

ups


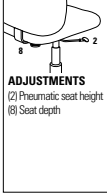


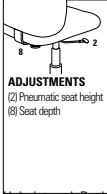


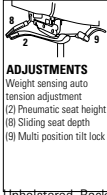


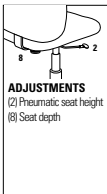


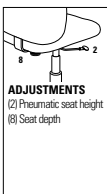

| DESCRIPTION   | FEATURES  | MODEL#  | STANDARD TEXTILE GRADES   |                           |          |                        |                        |             |                        |                        |          |      |      |      |      |
|---|---|---|---------------------------|---------------------------|----------|------------------------|------------------------|-------------|------------------------|------------------------|----------|------|------|------|------|
|   |   |   | 1                         | 2                         | 3        | 4                      | 5                      | 6           | 7                      | 8                      | 9        | 10   | 11   | 12   |      |
|  <p><b>HB Multi - Tilter</b><br/>COM Yardage: 1<br/>Freight Class: 150<br/>Product Weight (lbs.): 62<br/>Cubic Feet Per Carton: 10.5</p> |  <p><b>ADJUSTMENTS</b><br/>(1) Tilt tension<br/>(2) Pneumatic seat height<br/>(7) Forward tilt lock<br/>(8) Seat depth<br/>(9) Chair tilt lock<br/>(5A) Center-tilt action</p> | <b>6321-3</b>   | 998                       | 1035                      | 1063     | 1104                   | 1162                   | 1184        | 1235                   | 1334                   | 1383     | 1473 | 1598 | 1751 |      |
|   |   |   | <b>OVERALL DIMENSIONS</b> |                           |          | <b>SEAT DIMENSIONS</b> |                        |             | <b>BACK DIMENSIONS</b> |                        |          |      |      |      |      |
|   |   |   | <b>W</b>                  | <b>D</b>                  | <b>H</b> | <b>W</b>               | <b>D</b>               | <b>H</b>    | <b>W</b>               | <b>H</b>               |          |      |      |      |      |
|   |   |   | 25.5                      | 24                        | 41       | 20                     | 17-20                  | 17.25-22.25 | 18.5                   | 23                     |          |      |      |      |      |
| <p>Mesh Back</p> <p>Ergonomic Features:<br/>A, B, C, E, F, G, H, M, N, Q, U, S</p> <p><b>RTA 2</b> </p>                                  |   |   |                           |                           |          |                        |                        |             |                        |                        |          |      |      |      |      |
|   |  <p><b>HB Tilter</b><br/>COM Yardage: 1<br/>Freight Class: 150<br/>Product Weight (lbs.): 54<br/>Cubic Feet Per Carton: 10.5</p>   |  <p><b>ADJUSTMENTS</b><br/>(1) Tilt tension<br/>(2) Pneumatic seat height<br/>(5A) Center-tilt action</p>  | <b>6321-4</b>             | 893                       | 930      | 959                    | 1000                   | 1058        | 1080                   | 1131                   | 1230     | 1279 | 1369 | 1493 | 1647 |
|   |   |   |                           | <b>OVERALL DIMENSIONS</b> |          |                        | <b>SEAT DIMENSIONS</b> |             |                        | <b>BACK DIMENSIONS</b> |          |      |      |      |      |
|   |   |   |                           | <b>W</b>                  | <b>D</b> | <b>H</b>               | <b>W</b>               | <b>D</b>    | <b>H</b>               | <b>W</b>               | <b>H</b> |      |      |      |      |
| 25.5  |   |   |                           | 24                        | 39.25    | 20                     | 17.5                   | 16-21       | 18.5                   | 23                     |          |      |      |      |      |
| <p>Mesh Back</p> <p>Ergonomic Features:<br/>A, B, C, E, H, M, N, Q, S, U</p> <p><b>RTA 2</b> </p>  |   |   |                           |                           |          |                        |                        |             |                        |                        |          |      |      |      |      |
|   |  <p><b>HB Task</b><br/>COM Yardage: 1<br/>Freight Class: 150<br/>Product Weight (lbs.): 49<br/>Cubic Feet Per Carton: 10.5</p>  |  <p><b>ADJUSTMENTS</b><br/>(2) Pneumatic seat height<br/>(8) Seat depth</p>   | <b>6321-6</b>             | 856                       | 893      | 922                    | 962                    | 1021        | 1042                   | 1094                   | 1193     | 1241 | 1331 | 1456 | 1609 |
|   |   |   |                           | <b>OVERALL DIMENSIONS</b> |          |                        | <b>SEAT DIMENSIONS</b> |             |                        | <b>BACK DIMENSIONS</b> |          |      |      |      |      |
|   |   |   |                           | <b>W</b>                  | <b>D</b> | <b>H</b>               | <b>W</b>               | <b>D</b>    | <b>H</b>               | <b>W</b>               | <b>H</b> |      |      |      |      |
| 25.5  |   |   |                           | 24                        | 39.25    | 20                     | 17.5                   | 17-22       | 18.5                   | 23                     |          |      |      |      |      |
| <p>Mesh Back</p> <p>Ergonomic Features:<br/>C, E, M, N, U</p> <p><b>RTA 2</b> </p>   |   |   |                           |                           |          |                        |                        |             |                        |                        |          |      |      |      |      |
|   |  <p><b>HB Weight Sensing Synchro - Tilter</b><br/>COM Yardage: 1<br/>Freight Class: 150<br/>Product Weight (lbs.): 57<br/>Cubic Feet Per Carton: 10.5</p>                    |  <p><b>ADJUSTMENTS</b><br/>Weight sensing auto tension adjustment<br/>(2) Pneumatic seat height<br/>(8) Sliding seat depth<br/>(9) Multi position tilt lock</p>          | <b>6321-8</b>             | 998                       | 1035     | 1063                   | 1104                   | 1162        | 1184                   | 1235                   | 1334     | 1383 | 1473 | 1598 | 1751 |
|   |   |   |                           | <b>OVERALL DIMENSIONS</b> |          |                        | <b>SEAT DIMENSIONS</b> |             |                        | <b>BACK DIMENSIONS</b> |          |      |      |      |      |
|   |   |   |                           | <b>W</b>                  | <b>D</b> | <b>H</b>               | <b>W</b>               | <b>D</b>    | <b>H</b>               | <b>W</b>               | <b>H</b> |      |      |      |      |
| 25.5  |   |   |                           | 24                        | 40       | 20                     | 17-20                  | 16.5-21.5   | 18.5                   | 23                     |          |      |      |      |      |
| <p>Mesh Back</p> <p>Ergonomic Features:<br/>A, B, C, E, H, L, M, N, Q, U</p> <p><b>RTA 2</b> </p>                                      |   |   |                           |                           |          |                        |                        |             |                        |                        |          |      |      |      |      |
|   |  <p><b>MB Synchro - Tilter w/Back Angle Adjustment</b><br/>COM Yardage: 1<br/>Freight Class: 150<br/>Product Weight (lbs.): 58<br/>Cubic Feet Per Carton: 10.5</p>           |  <p><b>ADJUSTMENTS</b><br/>(1) Tilt tension<br/>(2) Pneumatic seat height<br/>(8) Seat depth<br/>(9) Chair tilt lock<br/>(5C) Synchro-tilt action<br/>Anti-kick back</p> | <b>6322-0</b>             | 945                       | 981      | 1010                   | 1051                   | 1109        | 1131                   | 1182                   | 1281     | 1330 | 1420 | 1545 | 1698 |
|   |   |   |                           | <b>OVERALL DIMENSIONS</b> |          |                        | <b>SEAT DIMENSIONS</b> |             |                        | <b>BACK DIMENSIONS</b> |          |      |      |      |      |
|   |   |   |                           | <b>W</b>                  | <b>D</b> | <b>H</b>               | <b>W</b>               | <b>D</b>    | <b>H</b>               | <b>W</b>               | <b>H</b> |      |      |      |      |
| 25.5  |   |   |                           | 24                        | 39.5     | 20                     | 17-20                  | 17.5-22.5   | 18.5                   | 21                     |          |      |      |      |      |
| <p>Mesh Back</p> <p>Ergonomic Features:<br/>A, B, C, E, G, H, L, M, N, Q, U</p> <p><b>RTA 2</b> </p>                                   |   |   |                           |                           |          |                        |                        |             |                        |                        |          |      |      |      |      |
|   | <p><b>G6322-0</b></p> <td>-</td> <td>\$1332</td> <td>1358</td> <td>1396</td> <td>1447</td> <td>1471</td> <td>\$1518</td> <td>\$1594</td> <td>\$1650</td> <td>1716</td> <td>1847</td> <td>1988</td>  | -   | \$1332                    | 1358                      | 1396     | 1447                   | 1471                   | \$1518      | \$1594                 | \$1650                 | 1716     | 1847 | 1988 |      |      |

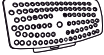

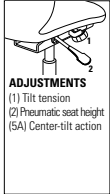

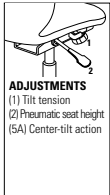

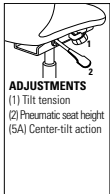
| DESCRIPTION   | FEATURES  | MODEL#   | STANDARD TEXTILE GRADES  |               |                           |                        |          |                        |                        |          |                        |          |      |      |      |      |
|---|---|--|--|---------------|---------------------------|------------------------|----------|------------------------|------------------------|----------|------------------------|----------|------|------|------|------|
|   |   |  | 1  | 2             | 3                         | 4                      | 5        | 6                      | 7                      | 8        | 9                      | 10       | 11   | 12   |      |      |
|  <p><b>MB Multi - Tilter</b><br/>COM Yardage: 1<br/>Freight Class: 150<br/>Product Weight (lbs.): 60<br/>Cubic Feet Per Carton: 10.5</p> |  <p><b>ADJUSTMENTS</b><br/>(1) Tilt tension<br/>(2) Pneumatic seat height<br/>(7) Forward tilt lock<br/>(8) Seat depth<br/>(9) Chair tilt lock<br/>(5A) Center-tilt action</p> | <p>6322-3</p>  | 945  | 981           | 1010                      | 1051                   | 1109     | 1131                   | 1182                   | 1281     | 1330                   | 1420     | 1545 | 1698 |      |      |
|   |   |  | <b>OVERALL DIMENSIONS</b>  |               |                           | <b>SEAT DIMENSIONS</b> |          |                        | <b>BACK DIMENSIONS</b> |          |                        |          |      |      |      |      |
|   |   |  | <b>W</b>   | <b>D</b>      | <b>H</b>                  | <b>W</b>               | <b>D</b> | <b>H</b>               | <b>W</b>               | <b>H</b> |                        |          |      |      |      |      |
|   |   |  | 25.5   | 24            | 39                        | 20                     | 17-20    | 17.25-22.25            | 18.5                   | 21       |                        |          |      |      |      |      |
| <p>Mesh Back</p> <p>Ergonomic Features:<br/>A, B, C, E, F, G, H, M, N, Q, U, S</p>  | <p>RTA 2</p>   |  |  |               |                           |                        |          |                        |                        |          |                        |          |      |      |      |      |
|   |   |  <p><b>MB Tilter</b><br/>COM Yardage: 1<br/>Freight Class: 150<br/>Product Weight (lbs.): 52<br/>Cubic Feet Per Carton: 10.5</p>                            |  <p><b>ADJUSTMENTS</b><br/>(1) Tilt tension<br/>(2) Pneumatic seat height<br/>(5A) Center-tilt action</p>   | <p>6322-4</p> | 840                       | 878                    | 907      | 948                    | 1007                   | 1027     | 1079                   | 1179     | 1227 | 1317 | 1442 | 1595 |
|   |   |  |  |               |                           |                        |          |                        |                        |          |                        |          |      |      |      |      |
|   |   |  |  |               | <b>W</b>                  | <b>D</b>               | <b>H</b> | <b>W</b>               | <b>D</b>               | <b>H</b> | <b>W</b>               | <b>H</b> |      |      |      |      |
| 25.5  | 24  |  |  |               | 37.5                      | 20                     | 17.5     | 16-21                  | 18.5                   | 21       |                        |          |      |      |      |      |
| <p>Mesh Back</p> <p>Ergonomic Features:<br/>A, B, C, E, H, M, N, O, S, U</p>  | <p>RTA 2</p>   |  |  |               |                           |                        |          |                        |                        |          |                        |          |      |      |      |      |
|   |   |  <p><b>MB Task</b><br/>COM Yardage: 1<br/>Freight Class: 150<br/>Product Weight (lbs.): 52<br/>Cubic Feet Per Carton: 10.5</p>                             |  <p><b>ADJUSTMENTS</b><br/>(2) Pneumatic seat height<br/>(8) Seat depth</p>  | <p>6322-6</p> | 812                       | 850                    | 878      | 918                    | 977                    | 999      | 1050                   | 1149     | 1198 | 1287 | 1412 | 1566 |
|   |   |  |  |               | <b>OVERALL DIMENSIONS</b> |                        |          | <b>SEAT DIMENSIONS</b> |                        |          | <b>BACK DIMENSIONS</b> |          |      |      |      |      |
|   |   |  |  |               | <b>W</b>                  | <b>D</b>               | <b>H</b> | <b>W</b>               | <b>D</b>               | <b>H</b> | <b>W</b>               | <b>H</b> |      |      |      |      |
| 25.5  | 24  |  |  |               | 37.5                      | 20                     | 17.5     | 17-22                  | 18.5                   | 21       |                        |          |      |      |      |      |
| <p>Mesh Back</p> <p>Ergonomic Features:<br/>C, E, M, N, Q, U</p>  | <p>RTA 2</p>   |  |  |               |                           |                        |          |                        |                        |          |                        |          |      |      |      |      |
|   |   |  <p><b>MB Task - Armless</b><br/>COM Yardage: 1<br/>Freight Class: 250<br/>Product Weight (lbs.): 41<br/>Cubic Feet Per Carton: 10.5</p>                  |  <p><b>ADJUSTMENTS</b><br/>(2) Pneumatic seat height<br/>(8) Seat depth</p>   | <p>6323-6</p> | 767                       | 805                    | 833      | 874                    | 932                    | 954      | 1005                   | 1104     | 1153 | 1243 | 1369 | 1521 |
|   |   |  |  |               | <b>OVERALL DIMENSIONS</b> |                        |          | <b>SEAT DIMENSIONS</b> |                        |          | <b>BACK DIMENSIONS</b> |          |      |      |      |      |
|   |   |  |  |               | <b>W</b>                  | <b>D</b>               | <b>H</b> | <b>W</b>               | <b>D</b>               | <b>H</b> | <b>W</b>               | <b>H</b> |      |      |      |      |
| 20  | 24  |  |  |               | 37.5                      | 20                     | 17.5     | 17-22                  | 18.5                   | 21       |                        |          |      |      |      |      |
| <p>Mesh Back</p> <p>Ergonomic Features:<br/>C, E, M, N, U</p>   | <p>RTA 2</p>   |  |  |               |                           |                        |          |                        |                        |          |                        |          |      |      |      |      |
|   |   |  <p><b>MB Weight Sensing Synchro - Tilter</b><br/>COM Yardage: 1<br/>Freight Class: 150<br/>Product Weight (lbs.): 55<br/>Cubic Feet Per Carton: 10.5</p> |  <p><b>ADJUSTMENTS</b><br/>Weight sensing auto tension adjustment<br/>(2) Pneumatic seat height<br/>(8) Sliding seat depth<br/>(9) Multi position tilt lock</p> | <p>6322-8</p> | 945                       | 981                    | 1010     | 1051                   | 1109                   | 1131     | 1182                   | 1281     | 1330 | 1420 | 1545 | 1698 |
|   |   |  |  |               | <b>OVERALL DIMENSIONS</b> |                        |          | <b>SEAT DIMENSIONS</b> |                        |          | <b>BACK DIMENSIONS</b> |          |      |      |      |      |
|   |   |  |  |               | <b>W</b>                  | <b>D</b>               | <b>H</b> | <b>W</b>               | <b>D</b>               | <b>H</b> | <b>W</b>               | <b>H</b> |      |      |      |      |
| 25.5  | 24  |  |  |               | 38                        | 20                     | 17-20    | 16.5-21.5              | 18.5                   | 21       |                        |          |      |      |      |      |
| <p>Mesh Back</p> <p>Ergonomic Features:<br/>A, B, C, E, H, L, M, N, Q, U</p>  | <p>RTA 2</p>   |  |  |               |                           |                        |          |                        |                        |          |                        |          |      |      |      |      |


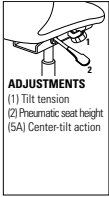

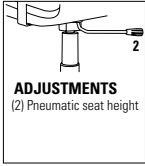

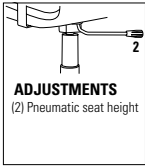

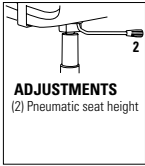

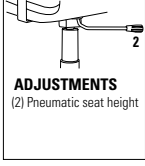
| DESCRIPTION  | FEATURES  | MODEL#  | STANDARD TEXTILE GRADES  |       |             |                    |        |        |                 |        |        |                 |        |        |               |      |      |      |      |      |      |       |      |       |           |      |       |  |      |      |  |      |      |      |      |      |      |      |      |      |                 |   |        |        |        |        |        |        |        |        |        |        |        |
|--|---|---|--|-------|-------------|--------------------|--------|--------|-----------------|--------|--------|-----------------|--------|--------|---------------|------|------|------|------|------|------|-------|------|-------|-----------|------|-------|--|------|------|--|------|------|------|------|------|------|------|------|------|-----------------|---|--------|--------|--------|--------|--------|--------|--------|--------|--------|--------|--------|
|  |   |   | 1  | 2     | 3           | 4                  | 5      | 6      | 7               | 8      | 9      | 10              | 11     | 12     |               |      |      |      |      |      |      |       |      |       |           |      |       |  |      |      |  |      |      |      |      |      |      |      |      |      |                 |   |        |        |        |        |        |        |        |        |        |        |        |
|  <p><b>MB Drafting Stool - Task Armless</b><br/>COM Yardage: 1<br/>Freight Class: 150<br/>Product Weight (lbs.): 50<br/>Cubic Feet Per Carton: 10.5</p>   |  <p><b>ADJUSTMENTS</b><br/>(2) Pneumatic seat height<br/>(8) Seat depth</p>  | <p>Mesh Back</p> <p>Ergonomic Features:<br/>C, E, M, N, U</p>                             | <table border="1"> <tr> <td><b>6327-6</b></td> <td>856</td> <td>894</td> <td>923</td> <td>963</td> <td>1023</td> <td>1044</td> <td>1095</td> <td>1195</td> <td>1243</td> <td>1332</td> <td>1458</td> <td>1612</td> </tr> </table>  |       |             |                    |        |        |                 |        |        |                 |        |        | <b>6327-6</b> | 856  | 894  | 923  | 963  | 1023 | 1044 | 1095  | 1195 | 1243  | 1332      | 1458 | 1612  |  |      |      |  |      |      |      |      |      |      |      |      |      |                 |   |        |        |        |        |        |        |        |        |        |        |        |
|  |   |   | <b>6327-6</b>  | 856   | 894         | 923                | 963    | 1023   | 1044            | 1095   | 1195   | 1243            | 1332   | 1458   | 1612          |      |      |      |      |      |      |       |      |       |           |      |       |  |      |      |  |      |      |      |      |      |      |      |      |      |                 |   |        |        |        |        |        |        |        |        |        |        |        |
|  |   |   | <table border="1"> <thead> <tr> <th colspan="3">OVERALL DIMENSIONS</th> <th colspan="3">SEAT DIMENSIONS</th> <th colspan="3">BACK DIMENSIONS</th> </tr> <tr> <th>W</th> <th>D</th> <th>H</th> <th>W</th> <th>D</th> <th>H</th> <th>W</th> <th>H</th> </tr> </thead> <tbody> <tr> <td>20</td> <td>24</td> <td>48</td> <td>20</td> <td>17.5</td> <td>23.5-33.5</td> <td>18.5</td> <td>21</td> </tr> </tbody> </table>  |       |             | OVERALL DIMENSIONS |        |        | SEAT DIMENSIONS |        |        | BACK DIMENSIONS |        |        | W             | D    | H    | W    | D    | H    | W    | H     | 20   | 24    | 48        | 20   | 17.5  | 23.5-33.5  | 18.5 | 21   | <p>RTA 2</p>    |      |      |      |      |      |      |      |      |      |                 |   |        |        |        |        |        |        |        |        |        |        |        |
|  |   |   | OVERALL DIMENSIONS   |       |             | SEAT DIMENSIONS    |        |        | BACK DIMENSIONS |        |        |                 |        |        |               |      |      |      |      |      |      |       |      |       |           |      |       |  |      |      |  |      |      |      |      |      |      |      |      |      |                 |   |        |        |        |        |        |        |        |        |        |        |        |
| W  | D   | H   | W  | D     | H           | W                  | H      |        |                 |        |        |                 |        |        |               |      |      |      |      |      |      |       |      |       |           |      |       |  |      |      |  |      |      |      |      |      |      |      |      |      |                 |   |        |        |        |        |        |        |        |        |        |        |        |
| 20   | 24  | 48  | 20   | 17.5  | 23.5-33.5   | 18.5               | 21     |        |                 |        |        |                 |        |        |               |      |      |      |      |      |      |       |      |       |           |      |       |  |      |      |  |      |      |      |      |      |      |      |      |      |                 |   |        |        |        |        |        |        |        |        |        |        |        |
|  <p><b>MB Drafting Stool - Task</b><br/>COM Yardage: 1<br/>Freight Class: 150<br/>Product Weight (lbs.): 44<br/>Cubic Feet Per Carton: 10.5</p>   |  <p><b>ADJUSTMENTS</b><br/>(2) Pneumatic seat height<br/>(8) Seat depth</p>  | <p>Mesh Back</p> <p>Ergonomic Features:<br/>C, E, H, M, N, Q, U</p>                       | <table border="1"> <tr> <td><b>6328-6</b></td> <td>966</td> <td>1004</td> <td>1033</td> <td>1073</td> <td>1133</td> <td>1153</td> <td>1204</td> <td>1303</td> <td>1352</td> <td>1442</td> <td>1568</td> <td>1720</td> </tr> </table>   |       |             |                    |        |        |                 |        |        |                 |        |        | <b>6328-6</b> | 966  | 1004 | 1033 | 1073 | 1133 | 1153 | 1204  | 1303 | 1352  | 1442      | 1568 | 1720  |  |      |      |  |      |      |      |      |      |      |      |      |      |                 |   |        |        |        |        |        |        |        |        |        |        |        |
|  |   |   | <b>6328-6</b>  | 966   | 1004        | 1033               | 1073   | 1133   | 1153            | 1204   | 1303   | 1352            | 1442   | 1568   | 1720          |      |      |      |      |      |      |       |      |       |           |      |       |  |      |      |  |      |      |      |      |      |      |      |      |      |                 |   |        |        |        |        |        |        |        |        |        |        |        |
|  |   |   | <table border="1"> <thead> <tr> <th colspan="3">OVERALL DIMENSIONS</th> <th colspan="3">SEAT DIMENSIONS</th> <th colspan="3">BACK DIMENSIONS</th> </tr> <tr> <th>W</th> <th>D</th> <th>H</th> <th>W</th> <th>D</th> <th>H</th> <th>W</th> <th>H</th> </tr> </thead> <tbody> <tr> <td>20</td> <td>24</td> <td>48</td> <td>20</td> <td>17.5</td> <td>23.5-33.5</td> <td>18.5</td> <td>21</td> </tr> </tbody> </table>  |       |             | OVERALL DIMENSIONS |        |        | SEAT DIMENSIONS |        |        | BACK DIMENSIONS |        |        | W             | D    | H    | W    | D    | H    | W    | H     | 20   | 24    | 48        | 20   | 17.5  | 23.5-33.5  | 18.5 | 21   | <p>RTA 2</p>    |      |      |      |      |      |      |      |      |      |                 |   |        |        |        |        |        |        |        |        |        |        |        |
|  |   |   | OVERALL DIMENSIONS   |       |             | SEAT DIMENSIONS    |        |        | BACK DIMENSIONS |        |        |                 |        |        |               |      |      |      |      |      |      |       |      |       |           |      |       |  |      |      |  |      |      |      |      |      |      |      |      |      |                 |   |        |        |        |        |        |        |        |        |        |        |        |
| W  | D   | H   | W  | D     | H           | W                  | H      |        |                 |        |        |                 |        |        |               |      |      |      |      |      |      |       |      |       |           |      |       |  |      |      |  |      |      |      |      |      |      |      |      |      |                 |   |        |        |        |        |        |        |        |        |        |        |        |
| 20   | 24  | 48  | 20   | 17.5  | 23.5-33.5   | 18.5               | 21     |        |                 |        |        |                 |        |        |               |      |      |      |      |      |      |       |      |       |           |      |       |  |      |      |  |      |      |      |      |      |      |      |      |      |                 |   |        |        |        |        |        |        |        |        |        |        |        |
|  <p><b>HB Synchro - Tilter w/Back Angle Adjustment</b><br/>COM Yardage: 1.25<br/>Freight Class: 150<br/>Product Weight (lbs.): 61<br/>Cubic Feet Per Carton: 10.50</p>   |  <p><b>ADJUSTMENTS</b><br/>(1) Tilt tension<br/>(2) Pneumatic seat height<br/>(8) Seat depth<br/>(9) Chair tilt lock<br/>(5C) Synchro-tilt action<br/>Anti-kick back</p>        | <p>Upholstered Back</p> <p>Ergonomic Features:<br/>A, B, C, E, G, H, L, M, N, Q, U</p>    | <table border="1"> <tr> <td><b>6331-0</b></td> <td>1131</td> <td>1179</td> <td>1211</td> <td>1263</td> <td>1338</td> <td>1367</td> <td>1428</td> <td>1554</td> <td>1612</td> <td>1725</td> <td>1882</td> <td>2074</td> </tr> <tr> <td><b>6331-0MO</b></td> <td>1192</td> <td>1262</td> <td>1320</td> <td>1401</td> <td>1520</td> <td>1563</td> <td>1666</td> <td>1863</td> <td>1957</td> <td>2140</td> <td>2389</td> <td>2698</td> </tr> <tr> <td><b>GC6331-0</b></td> <td>-</td> <td>\$1388</td> <td>\$1421</td> <td>\$1466</td> <td>\$1531</td> <td>\$1562</td> <td>\$1621</td> <td>\$1715</td> <td>\$1786</td> <td>\$1867</td> <td>\$2032</td> <td>\$2208</td> </tr> </table> |       |             |                    |        |        |                 |        |        |                 |        |        | <b>6331-0</b> | 1131 | 1179 | 1211 | 1263 | 1338 | 1367 | 1428  | 1554 | 1612  | 1725      | 1882 | 2074  | <b>6331-0MO</b>  | 1192 | 1262 | 1320   | 1401 | 1520 | 1563 | 1666 | 1863 | 1957 | 2140 | 2389 | 2698 | <b>GC6331-0</b> | - | \$1388 | \$1421 | \$1466 | \$1531 | \$1562 | \$1621 | \$1715 | \$1786 | \$1867 | \$2032 | \$2208 |
|  |   |   | <b>6331-0</b>  | 1131  | 1179        | 1211               | 1263   | 1338   | 1367            | 1428   | 1554   | 1612            | 1725   | 1882   | 2074          |      |      |      |      |      |      |       |      |       |           |      |       |  |      |      |  |      |      |      |      |      |      |      |      |      |                 |   |        |        |        |        |        |        |        |        |        |        |        |
|  |   |   | <b>6331-0MO</b>  | 1192  | 1262        | 1320               | 1401   | 1520   | 1563            | 1666   | 1863   | 1957            | 2140   | 2389   | 2698          |      |      |      |      |      |      |       |      |       |           |      |       |  |      |      |  |      |      |      |      |      |      |      |      |      |                 |   |        |        |        |        |        |        |        |        |        |        |        |
|  |   |   | <b>GC6331-0</b>  | -     | \$1388      | \$1421             | \$1466 | \$1531 | \$1562          | \$1621 | \$1715 | \$1786          | \$1867 | \$2032 | \$2208        |      |      |      |      |      |      |       |      |       |           |      |       |  |      |      |  |      |      |      |      |      |      |      |      |      |                 |   |        |        |        |        |        |        |        |        |        |        |        |
| <table border="1"> <thead> <tr> <th colspan="3">OVERALL DIMENSIONS</th> <th colspan="3">SEAT DIMENSIONS</th> <th colspan="3">BACK DIMENSIONS</th> </tr> <tr> <th>W</th> <th>D</th> <th>H</th> <th>W</th> <th>D</th> <th>H</th> <th>W</th> <th>H</th> </tr> </thead> <tbody> <tr> <td>25.5</td> <td>24</td> <td>41.5</td> <td>20</td> <td>17-20</td> <td>17.5-22.5</td> <td>18.5</td> <td>23</td> </tr> </tbody> </table> |   |   | OVERALL DIMENSIONS   |       |             | SEAT DIMENSIONS    |        |        | BACK DIMENSIONS |        |        | W               | D      | H      | W             | D    | H    | W    | H    | 25.5 | 24   | 41.5  | 20   | 17-20 | 17.5-22.5 | 18.5 | 23    | <p>RTA 2</p>  |      |      |  |      |      |      |      |      |      |      |      |      |                 |   |        |        |        |        |        |        |        |        |        |        |        |
| OVERALL DIMENSIONS   |   |   | SEAT DIMENSIONS  |       |             | BACK DIMENSIONS    |        |        |                 |        |        |                 |        |        |               |      |      |      |      |      |      |       |      |       |           |      |       |  |      |      |  |      |      |      |      |      |      |      |      |      |                 |   |        |        |        |        |        |        |        |        |        |        |        |
| W  | D   | H   | W  | D     | H           | W                  | H      |        |                 |        |        |                 |        |        |               |      |      |      |      |      |      |       |      |       |           |      |       |  |      |      |  |      |      |      |      |      |      |      |      |      |                 |   |        |        |        |        |        |        |        |        |        |        |        |
| 25.5   | 24  | 41.5  | 20   | 17-20 | 17.5-22.5   | 18.5               | 23     |        |                 |        |        |                 |        |        |               |      |      |      |      |      |      |       |      |       |           |      |       |  |      |      |  |      |      |      |      |      |      |      |      |      |                 |   |        |        |        |        |        |        |        |        |        |        |        |
|  <p><b>HB Multi - Tilter</b><br/>COM Yardage: 1.25<br/>Freight Class: 125<br/>Product Weight (lbs.): 63<br/>Cubic Feet Per Carton: 10.5</p>   |  <p><b>ADJUSTMENTS</b><br/>(1) Tilt tension<br/>(2) Pneumatic seat height<br/>(7) Forward tilt lock<br/>(8) Seat depth<br/>(9) Chair tilt lock<br/>(5A) Center-tilt action</p> | <p>Upholstered back</p> <p>Ergonomic Features:<br/>A, B, C, E, F, G, H, M, N, Q, U, S</p> | <table border="1"> <tr> <td><b>6331-3</b></td> <td>1131</td> <td>1179</td> <td>1211</td> <td>1263</td> <td>1338</td> <td>1367</td> <td>1428</td> <td>1554</td> <td>1612</td> <td>1725</td> <td>1882</td> <td>2074</td> </tr> <tr> <td><b>6331-3MO</b></td> <td>1192</td> <td>1262</td> <td>1320</td> <td>1401</td> <td>1520</td> <td>1563</td> <td>1666</td> <td>1863</td> <td>1957</td> <td>2140</td> <td>2389</td> <td>2698</td> </tr> </table>  |       |             |                    |        |        |                 |        |        |                 |        |        | <b>6331-3</b> | 1131 | 1179 | 1211 | 1263 | 1338 | 1367 | 1428  | 1554 | 1612  | 1725      | 1882 | 2074  | <b>6331-3MO</b>  | 1192 | 1262 | 1320   | 1401 | 1520 | 1563 | 1666 | 1863 | 1957 | 2140 | 2389 | 2698 |                 |   |        |        |        |        |        |        |        |        |        |        |        |
|  |   |   | <b>6331-3</b>  | 1131  | 1179        | 1211               | 1263   | 1338   | 1367            | 1428   | 1554   | 1612            | 1725   | 1882   | 2074          |      |      |      |      |      |      |       |      |       |           |      |       |  |      |      |  |      |      |      |      |      |      |      |      |      |                 |   |        |        |        |        |        |        |        |        |        |        |        |
|  |   |   | <b>6331-3MO</b>  | 1192  | 1262        | 1320               | 1401   | 1520   | 1563            | 1666   | 1863   | 1957            | 2140   | 2389   | 2698          |      |      |      |      |      |      |       |      |       |           |      |       |  |      |      |  |      |      |      |      |      |      |      |      |      |                 |   |        |        |        |        |        |        |        |        |        |        |        |
|  |   |   | <table border="1"> <thead> <tr> <th colspan="3">OVERALL DIMENSIONS</th> <th colspan="3">SEAT DIMENSIONS</th> <th colspan="3">BACK DIMENSIONS</th> </tr> <tr> <th>W</th> <th>D</th> <th>H</th> <th>W</th> <th>D</th> <th>H</th> <th>W</th> <th>H</th> </tr> </thead> <tbody> <tr> <td>25.5</td> <td>24</td> <td>41</td> <td>20</td> <td>17-20</td> <td>17.25-22.25</td> <td>18.5</td> <td>23</td> </tr> </tbody> </table>   |       |             | OVERALL DIMENSIONS |        |        | SEAT DIMENSIONS |        |        | BACK DIMENSIONS |        |        | W             | D    | H    | W    | D    | H    | W    | H     | 25.5 | 24    | 41        | 20   | 17-20 | 17.25-22.25  | 18.5 | 23   | <p>RTA 2</p>  |      |      |      |      |      |      |      |      |      |                 |   |        |        |        |        |        |        |        |        |        |        |        |
| OVERALL DIMENSIONS   |   |   | SEAT DIMENSIONS  |       |             | BACK DIMENSIONS    |        |        |                 |        |        |                 |        |        |               |      |      |      |      |      |      |       |      |       |           |      |       |  |      |      |  |      |      |      |      |      |      |      |      |      |                 |   |        |        |        |        |        |        |        |        |        |        |        |
| W  | D   | H   | W  | D     | H           | W                  | H      |        |                 |        |        |                 |        |        |               |      |      |      |      |      |      |       |      |       |           |      |       |  |      |      |  |      |      |      |      |      |      |      |      |      |                 |   |        |        |        |        |        |        |        |        |        |        |        |
| 25.5   | 24  | 41  | 20   | 17-20 | 17.25-22.25 | 18.5               | 23     |        |                 |        |        |                 |        |        |               |      |      |      |      |      |      |       |      |       |           |      |       |  |      |      |  |      |      |      |      |      |      |      |      |      |                 |   |        |        |        |        |        |        |        |        |        |        |        |
|  <p><b>HB Tilter</b><br/>COM Yardage: 1.25<br/>Freight Class: 150<br/>Product Weight (lbs.): 55<br/>Cubic Feet Per Carton: 10.5</p>   |  <p><b>ADJUSTMENTS</b><br/>(1) Tilt tension<br/>(2) Pneumatic seat height<br/>(5A) Center-tilt action</p>  | <p>Upholstered back</p> <p>Ergonomic Features:<br/>A, B, C, E, H, M, N, Q, S, U</p>       | <table border="1"> <tr> <td><b>6331-4</b></td> <td>1011</td> <td>1059</td> <td>1095</td> <td>1146</td> <td>1220</td> <td>1247</td> <td>1308</td> <td>1434</td> <td>1493</td> <td>1607</td> <td>1763</td> <td>1954</td> </tr> <tr> <td><b>6331-4MO</b></td> <td>1072</td> <td>1145</td> <td>1200</td> <td>1284</td> <td>1400</td> <td>1444</td> <td>1547</td> <td>1744</td> <td>1839</td> <td>2021</td> <td>2269</td> <td>2581</td> </tr> <tr> <td><b>GC6331-4</b></td> <td>-</td> <td>\$1213</td> <td>\$1247</td> <td>\$1293</td> <td>\$1360</td> <td>\$1392</td> <td>\$1452</td> <td>\$1548</td> <td>\$1624</td> <td>\$1706</td> <td>\$1876</td> <td>\$2058</td> </tr> </table> |       |             |                    |        |        |                 |        |        |                 |        |        | <b>6331-4</b> | 1011 | 1059 | 1095 | 1146 | 1220 | 1247 | 1308  | 1434 | 1493  | 1607      | 1763 | 1954  | <b>6331-4MO</b>  | 1072 | 1145 | 1200   | 1284 | 1400 | 1444 | 1547 | 1744 | 1839 | 2021 | 2269 | 2581 | <b>GC6331-4</b> | - | \$1213 | \$1247 | \$1293 | \$1360 | \$1392 | \$1452 | \$1548 | \$1624 | \$1706 | \$1876 | \$2058 |
|  |   |   | <b>6331-4</b>  | 1011  | 1059        | 1095               | 1146   | 1220   | 1247            | 1308   | 1434   | 1493            | 1607   | 1763   | 1954          |      |      |      |      |      |      |       |      |       |           |      |       |  |      |      |  |      |      |      |      |      |      |      |      |      |                 |   |        |        |        |        |        |        |        |        |        |        |        |
|  |   |   | <b>6331-4MO</b>  | 1072  | 1145        | 1200               | 1284   | 1400   | 1444            | 1547   | 1744   | 1839            | 2021   | 2269   | 2581          |      |      |      |      |      |      |       |      |       |           |      |       |  |      |      |  |      |      |      |      |      |      |      |      |      |                 |   |        |        |        |        |        |        |        |        |        |        |        |
|  |   |   | <b>GC6331-4</b>  | -     | \$1213      | \$1247             | \$1293 | \$1360 | \$1392          | \$1452 | \$1548 | \$1624          | \$1706 | \$1876 | \$2058        |      |      |      |      |      |      |       |      |       |           |      |       |  |      |      |  |      |      |      |      |      |      |      |      |      |                 |   |        |        |        |        |        |        |        |        |        |        |        |
| <table border="1"> <thead> <tr> <th colspan="3">OVERALL DIMENSIONS</th> <th colspan="3">SEAT DIMENSIONS</th> <th colspan="3">BACK DIMENSIONS</th> </tr> <tr> <th>W</th> <th>D</th> <th>H</th> <th>W</th> <th>D</th> <th>H</th> <th>W</th> <th>H</th> </tr> </thead> <tbody> <tr> <td>25.5</td> <td>24</td> <td>39.25</td> <td>20</td> <td>17.5</td> <td>16-21</td> <td>18.5</td> <td>23</td> </tr> </tbody> </table>     |   |   | OVERALL DIMENSIONS   |       |             | SEAT DIMENSIONS    |        |        | BACK DIMENSIONS |        |        | W               | D      | H      | W             | D    | H    | W    | H    | 25.5 | 24   | 39.25 | 20   | 17.5  | 16-21     | 18.5 | 23    | <p>RTA 2</p>  |      |      |  |      |      |      |      |      |      |      |      |      |                 |   |        |        |        |        |        |        |        |        |        |        |        |
| OVERALL DIMENSIONS   |   |   | SEAT DIMENSIONS  |       |             | BACK DIMENSIONS    |        |        |                 |        |        |                 |        |        |               |      |      |      |      |      |      |       |      |       |           |      |       |  |      |      |  |      |      |      |      |      |      |      |      |      |                 |   |        |        |        |        |        |        |        |        |        |        |        |
| W  | D   | H   | W  | D     | H           | W                  | H      |        |                 |        |        |                 |        |        |               |      |      |      |      |      |      |       |      |       |           |      |       |  |      |      |  |      |      |      |      |      |      |      |      |      |                 |   |        |        |        |        |        |        |        |        |        |        |        |
| 25.5   | 24  | 39.25   | 20   | 17.5  | 16-21       | 18.5               | 23     |        |                 |        |        |                 |        |        |               |      |      |      |      |      |      |       |      |       |           |      |       |  |      |      |  |      |      |      |      |      |      |      |      |      |                 |   |        |        |        |        |        |        |        |        |        |        |        |

| DESCRIPTION   | FEATURES  | MODEL#  | STANDARD TEXTILE GRADES   |              |   |                        |          |          |                        |          |      |      |      |      |      |
|---|---|---|---------------------------|--------------|---|------------------------|----------|----------|------------------------|----------|------|------|------|------|------|
|   |   |   | 1                         | 2            | 3   | 4                      | 5        | 6        | 7                      | 8        | 9    | 10   | 11   | 12   |      |
|  <p><b>HB Task</b><br/>COM Yardage: 1.25<br/>Freight Class: 150<br/>Product Weight (lbs.): 49<br/>Cubic Feet Per Carton: 10.5</p>                                      |  <p><b>ADJUSTMENTS</b><br/>(2) Pneumatic seat height<br/>(8) Seat depth</p>  | Upholstered Back<br><br>Ergonomic Features:<br>C, E, M, N                         | <b>6331-6</b>             | 982          | 1029  | 1062                   | 1114     | 1189     | 1216                   | 1279     | 1404 | 1463 | 1576 | 1733 | 1925 |
|   |   |   | <b>6331-6MO</b>           | 1042         | 1114  | 1170                   | 1254     | 1373     | 1414                   | 1517     | 1714 | 1808 | 1991 | 2239 | 2549 |
|   |   |   | <b>OVERALL DIMENSIONS</b> |              |   | <b>SEAT DIMENSIONS</b> |          |          | <b>BACK DIMENSIONS</b> |          |      |      |      |      |      |
|   |   |   | <b>W</b>                  | <b>D</b>     | <b>H</b>  | <b>W</b>               | <b>D</b> | <b>H</b> | <b>W</b>               | <b>H</b> |      |      |      |      |      |
|   | 25.5  | 24  | 39.25                     | 20           | 17.5  | 17-22                  | 18.5     | 23       |                        |          |      |      |      |      |      |
|   |   |   |                           | <b>RTA 2</b> |    |                        |          |          |                        |          |      |      |      |      |      |
|  <p><b>HB Weight Sensing Synchro - Tilter</b><br/>COM Yardage: 1.25<br/>Freight Class: 150<br/>Product Weight (lbs.): 58<br/>Cubic Feet Per Carton: 10.5</p>           |  <p><b>ADJUSTMENTS</b><br/>Weight sensing auto tension adjustment<br/>(2) Pneumatic seat height<br/>(8) Sliding seat depth<br/>(9) Multi position tilt lock</p>                  | Upholstered Back<br><br>Ergonomic Features:<br>A, B, C, E, H, L, M, N, Q, U       | <b>6331-8</b>             | 1131         | 1179  | 1211                   | 1263     | 1338     | 1367                   | 1428     | 1554 | 1612 | 1725 | 1882 | 2074 |
|   |   |   | <b>6331-8MO</b>           | 1192         | 1262  | 1320                   | 1401     | 1520     | 1563                   | 1666     | 1863 | 1957 | 2140 | 2389 | 2698 |
|   |   |   | <b>OVERALL DIMENSIONS</b> |              |   | <b>SEAT DIMENSIONS</b> |          |          | <b>BACK DIMENSIONS</b> |          |      |      |      |      |      |
|   |   |   | <b>W</b>                  | <b>D</b>     | <b>H</b>  | <b>W</b>               | <b>D</b> | <b>H</b> | <b>W</b>               | <b>H</b> |      |      |      |      |      |
|   | 25.5  | 24  | 40                        | 20           | 17-20   | 16.5-21.5              | 18.5     | 23       |                        |          |      |      |      |      |      |
|   |   |   |                           | <b>RTA 2</b> |    |                        |          |          |                        |          |      |      |      |      |      |
|  <p><b>MB Synchro - Tilter w/Back Angle Adjustment</b><br/>COM Yardage: 1.25<br/>Freight Class: 150<br/>Product Weight (lbs.): 59<br/>Cubic Feet Per Carton: 10.5</p> |  <p><b>ADJUSTMENTS</b><br/>(1) Tilt tension<br/>(2) Pneumatic seat height<br/>(8) Seat depth<br/>(9) Chair tilt lock<br/>(5C) Synchro-tilt action<br/>Anti-kick back</p>        | Upholstered Back<br><br>Ergonomic Features:<br>A, B, C, E, G, H, L, M, N, Q, U    | <b>6332-0</b>             | 1079         | 1127  | 1159                   | 1211     | 1286     | 1314                   | 1376     | 1502 | 1560 | 1673 | 1830 | 2022 |
|   |   |   | <b>6332-0MO</b>           | 1138         | 1214  | 1278                   | 1370     | 1495     | 1555                   | 1672     | 1858 | 2000 | 2160 | 2487 | 2835 |
|   |   |   | <b>OVERALL DIMENSIONS</b> |              |   | <b>SEAT DIMENSIONS</b> |          |          | <b>BACK DIMENSIONS</b> |          |      |      |      |      |      |
|   |   |   | <b>W</b>                  | <b>D</b>     | <b>H</b>  | <b>W</b>               | <b>D</b> | <b>H</b> | <b>W</b>               | <b>H</b> |      |      |      |      |      |
|   | 25.5  | 24  | 39.5                      | 20           | 17-20   | 17.5-22.5              | 18.5     | 21       |                        |          |      |      |      |      |      |
|   |   |   |                           | <b>RTA 2</b> |  |                        |          |          |                        |          |      |      |      |      |      |
|  <p><b>MB Multi - Tilter</b><br/>COM Yardage: 1.25<br/>Freight Class: 150<br/>Product Weight (lbs.): 61<br/>Cubic Feet Per Carton: 10.5</p>                          |  <p><b>ADJUSTMENTS</b><br/>(1) Tilt tension<br/>(2) Pneumatic seat height<br/>(7) Forward tilt lock<br/>(8) Seat depth<br/>(9) Chair tilt lock<br/>(5A) Center-tilt action</p> | Upholstered Back<br><br>Ergonomic Features:<br>A, B, C, E, F, G, H, M, N, Q, U, S | <b>6332-3</b>             | 1079         | 1127  | 1159                   | 1211     | 1286     | 1314                   | 1376     | 1502 | 1560 | 1673 | 1830 | 2022 |
|   |   |   | <b>6332-3MO</b>           | 1138         | 1214  | 1278                   | 1370     | 1495     | 1555                   | 1672     | 1858 | 2000 | 2160 | 2487 | 2835 |
|   |   |   | <b>OVERALL DIMENSIONS</b> |              |   | <b>SEAT DIMENSIONS</b> |          |          | <b>BACK DIMENSIONS</b> |          |      |      |      |      |      |
|   |   |   | <b>W</b>                  | <b>D</b>     | <b>H</b>  | <b>W</b>               | <b>D</b> | <b>H</b> | <b>W</b>               | <b>H</b> |      |      |      |      |      |
|   | 25.5  | 24  | 39                        | 20           | 17-20   | 17.25-22.25            | 18.5     | 21       |                        |          |      |      |      |      |      |
|   |   |   |                           | <b>RTA 2</b> |  |                        |          |          |                        |          |      |      |      |      |      |
|  <p><b>MB Tilter</b><br/>COM Yardage: 1.25<br/>Freight Class: 150<br/>Product Weight (lbs.): 53<br/>Cubic Feet Per Carton: 10.5</p>                                  |  <p><b>ADJUSTMENTS</b><br/>(1) Tilt tension<br/>(2) Pneumatic seat height<br/>(5A) Center-tilt action</p>  | Upholstered Back<br><br>Ergonomic Features:<br>A, B, C, E, H, M, N, Q, S, U       | <b>6332-4</b>             | 966          | 1013  | 1049                   | 1099     | 1174     | 1201                   | 1262     | 1388 | 1447 | 1560 | 1717 | 1909 |
|   |   |   | <b>6332-4MO</b>           | 1028         | 1101  | 1156                   | 1240     | 1356     | 1400                   | 1503     | 1700 | 1795 | 1977 | 2225 | 2537 |
|   |   |   | <b>OVERALL DIMENSIONS</b> |              |   | <b>SEAT DIMENSIONS</b> |          |          | <b>BACK DIMENSIONS</b> |          |      |      |      |      |      |
|   |   |   | <b>W</b>                  | <b>D</b>     | <b>H</b>  | <b>W</b>               | <b>D</b> | <b>H</b> | <b>W</b>               | <b>H</b> |      |      |      |      |      |
|   | 25.5  | 24  | 37.5                      | 20           | 17.5  | 16-21                  | 18.5     | 21       |                        |          |      |      |      |      |      |
|   |   |   |                           | <b>RTA 2</b> |  |                        |          |          |                        |          |      |      |      |      |      |



| DESCRIPTION  | FEATURES  | MODEL#                    | STANDARD TEXTILE GRADES |   |                        |          |          |                        |      |          |      |      |      |      |
|--|---|---------------------------|-------------------------|---|------------------------|----------|----------|------------------------|------|----------|------|------|------|------|
|  |   |                           | 1                       | 2   | 3                      | 4        | 5        | 6                      | 7    | 8        | 9    | 10   | 11   | 12   |
|  <p><b>MB Task</b><br/>COM Yardage: 1.25<br/>Freight Class: 150<br/>Product Weight (lbs.): 48<br/>Cubic Feet Per Carton: 10.5</p>                             |  <p><b>ADJUSTMENTS</b><br/>(2) Pneumatic seat height<br/>(8) Seat depth</p> <p>Upholstered Back</p> <p>Ergonomic Features:<br/>C, E, M, N, Q, U</p>  | <b>6332-6</b>             | 939                     | 987   | 1022                   | 1072     | 1147     | 1175                   | 1236 | 1362     | 1421 | 1533 | 1691 | 1882 |
|  |   | <b>6332-6MO</b>           | 999                     | 1071  | 1127                   | 1208     | 1327     | 1371                   | 1473 | 1670     | 1765 | 1947 | 2194 | 2506 |
|  |   | <b>OVERALL DIMENSIONS</b> |                         |   | <b>SEAT DIMENSIONS</b> |          |          | <b>BACK DIMENSIONS</b> |      |          |      |      |      |      |
|  |   | <b>W</b>                  | <b>D</b>                | <b>H</b>  | <b>W</b>               | <b>D</b> | <b>H</b> | <b>W</b>               |      | <b>H</b> |      |      |      |      |
| 25.5   | 24  | 37.5                      | 20                      | 17.5  | 17-22                  | 18.5     |          | 21                     |      |          |      |      |      |      |
|  |   |                           | <b>RTA 2</b>            |    |                        |          |          |                        |      |          |      |      |      |      |
|  <p><b>MB Task - Armless</b><br/>COM Yardage: 1.25<br/>Freight Class: 150<br/>Product Weight (lbs.): 42<br/>Cubic Feet Per Carton: 10.5</p>                   |  <p><b>ADJUSTMENTS</b><br/>(2) Pneumatic seat height<br/>(8) Seat depth</p> <p>Upholstered Back</p> <p>Ergonomic Features:<br/>C, E, M, N, U</p>   | <b>6333-6</b>             | 893                     | 940   | 973                    | 1025     | 1100     | 1128                   | 1189 | 1315     | 1374 | 1486 | 1644 | 1836 |
|  |   | <b>6333-6MO</b>           | 963                     | 1036  | 1091                   | 1176     | 1294     | 1335                   | 1437 | 1634     | 1729 | 1912 | 2162 | 2469 |
|  |   | <b>OVERALL DIMENSIONS</b> |                         |   | <b>SEAT DIMENSIONS</b> |          |          | <b>BACK DIMENSIONS</b> |      |          |      |      |      |      |
|  |   | <b>W</b>                  | <b>D</b>                | <b>H</b>  | <b>W</b>               | <b>D</b> | <b>H</b> | <b>W</b>               |      | <b>H</b> |      |      |      |      |
| 20   | 24  | 37.5                      | 20                      | 17.5  | 17-22                  | 18.5     |          | 21                     |      |          |      |      |      |      |
|  |   |                           | <b>RTA 2</b>            |    |                        |          |          |                        |      |          |      |      |      |      |
|  <p><b>MB Weight Sensing Synchro - Tilter</b><br/>COM Yardage: 1.25<br/>Freight Class: 150<br/>Product Weight (lbs.): 56<br/>Cubic Feet Per Carton: 10.5</p> |  <p><b>ADJUSTMENTS</b><br/>Weight sensing auto tension adjustment<br/>(2) Pneumatic seat height<br/>(8) Sliding seat depth<br/>(9) Multi position tilt lock</p> <p>Upholstered Back</p> <p>Ergonomic Features:<br/>A, B, C, E, H, L, M, N, Q, U</p> | <b>6332-8</b>             | 1079                    | 1127  | 1159                   | 1211     | 1286     | 1314                   | 1376 | 1502     | 1560 | 1673 | 1830 | 2022 |
|  |   | <b>6332-8MO</b>           | 1138                    | 1214  | 1278                   | 1370     | 1495     | 1555                   | 1672 | 1858     | 2000 | 2160 | 2487 | 2835 |
|  |   | <b>OVERALL DIMENSIONS</b> |                         |   | <b>SEAT DIMENSIONS</b> |          |          | <b>BACK DIMENSIONS</b> |      |          |      |      |      |      |
|  |   | <b>W</b>                  | <b>D</b>                | <b>H</b>  | <b>W</b>               | <b>D</b> | <b>H</b> | <b>W</b>               |      | <b>H</b> |      |      |      |      |
| 25.5   | 24  | 38                        | 20                      | 17-20   | 16.5-21.5              | 18.5     |          | 21                     |      |          |      |      |      |      |
|  |   |                           | <b>RTA 2</b>            |  |                        |          |          |                        |      |          |      |      |      |      |
|  <p><b>MB Drafting Stool - Task Armless</b><br/>COM Yardage: 1.25<br/>Freight Class: 150<br/>Product Weight (lbs.): 45<br/>Cubic Feet Per Carton: 10.5</p>  |  <p><b>ADJUSTMENTS</b><br/>(2) Pneumatic seat height<br/>(8) Seat depth</p> <p>Upholstered Back</p> <p>Ergonomic Features:<br/>C, E, M, N, U</p>   | <b>6337-6</b>             | 966                     | 1014  | 1050                   | 1101     | 1175     | 1202                   | 1265 | 1389     | 1448 | 1562 | 1718 | 1910 |
|  |   | <b>6337-6MO</b>           | 1033                    | 1105  | 1160                   | 1245     | 1361     | 1404                   | 1507 | 1704     | 1799 | 1981 | 2228 | 2540 |
|  |   | <b>OVERALL DIMENSIONS</b> |                         |   | <b>SEAT DIMENSIONS</b> |          |          | <b>BACK DIMENSIONS</b> |      |          |      |      |      |      |
|  |   | <b>W</b>                  | <b>D</b>                | <b>H</b>  | <b>W</b>               | <b>D</b> | <b>H</b> | <b>W</b>               |      | <b>H</b> |      |      |      |      |
| 20   | 24  | 48                        | 20                      | 17.5  | 23.5-33.5              | 18.5     |          | 21                     |      |          |      |      |      |      |
|  |   |                           | <b>RTA 2</b>            |  |                        |          |          |                        |      |          |      |      |      |      |
|  <p><b>MB Drafting Stool - Task</b><br/>COM Yardage: 1.25<br/>Freight Class: 150<br/>Product Weight (lbs.): 51<br/>Cubic Feet Per Carton: 10.5</p>          |  <p><b>ADJUSTMENTS</b><br/>(2) Pneumatic seat height<br/>(8) Seat depth</p> <p>Upholstered Back</p> <p>Ergonomic Features:<br/>C, E, H, M, N, Q, U</p>   | <b>6338-6</b>             | 1085                    | 1133  | 1168                   | 1220     | 1293     | 1321                   | 1382 | 1508     | 1567 | 1679 | 1837 | 2028 |
|  |   | <b>6338-6MO</b>           | 1150                    | 1223  | 1278                   | 1362     | 1478     | 1522                   | 1624 | 1821     | 1916 | 2098 | 2347 | 2656 |
|  |   | <b>OVERALL DIMENSIONS</b> |                         |   | <b>SEAT DIMENSIONS</b> |          |          | <b>BACK DIMENSIONS</b> |      |          |      |      |      |      |
|  |   | <b>W</b>                  | <b>D</b>                | <b>H</b>  | <b>W</b>               | <b>D</b> | <b>H</b> | <b>W</b>               |      | <b>H</b> |      |      |      |      |
| 20   | 24  | 48                        | 20                      | 17.5  | 23.5-33.5              | 18.5     |          | 21                     |      |          |      |      |      |      |
|  |   |                           | <b>RTA 2</b>            |  |                        |          |          |                        |      |          |      |      |      |      |

| DESCRIPTION  | FEATURES   | MODEL#          | STANDARD TEXTILE GRADES |      |      |      |      |      |      |      |      |      |      |      |   |  |  |
|--|--|-----------------|-------------------------|------|------|------|------|------|------|------|------|------|------|------|---|--|--|
|  |  |                 | 1                       | 2    | 3    | 4    | 5    | 6    | 7    | 8    | 9    | 10   | 11   | 12   |   |  |  |
|  <p><b>Lumbar Pad Kit</b><br/>COM Yardage: N/A<br/>Freight Class: 70<br/>Product Weight (lbs.): 1.5<br/>Cubic Feet Per Carton: 0.5</p>                  |  | <b>6339</b>     | 43                      | -    | -    | -    | -    | -    | -    | -    | -    | -    | -    | -    | - |  |  |
|  |  |                 |                         |      |      |      |      |      |      |      |      |      |      |      |   |  |  |
|  |  |                 |                         |      |      |      |      |      |      |      |      |      |      |      |   |  |  |
|  |  |                 |                         |      |      |      |      |      |      |      |      |      |      |      |   |  |  |
|  <p><b>HB Tilter with Pedestal Base</b><br/>COM Yardage: 1<br/>Freight Class: 150<br/>Product Weight (lbs.): 55<br/>Cubic Feet Per Carton: 10.5</p>     |  <p><b>ADJUSTMENTS</b><br/>(1) Tilt tension<br/>(2) Pneumatic seat height<br/>(5A) Center-tilt action</p>   |                 |                         |      |      |      |      |      |      |      |      |      |      |      |   |  |  |
|  |  | <b>6321-4PB</b> | 1124                    | 1159 | 1185 | 1224 | 1279 | 1304 | 1356 | 1433 | 1495 | 1562 | 1702 | 1851 |   |  |  |
|  |  |                 |                         |      |      |      |      |      |      |      |      |      |      |      |   |  |  |
|  |  |                 |                         |      |      |      |      |      |      |      |      |      |      |      |   |  |  |
|  <p><b>MB Tilter with Pedestal Base</b><br/>COM Yardage: 1<br/>Freight Class: 150<br/>Product Weight (lbs.): 52<br/>Cubic Feet Per Carton: 10.5</p>    |  <p><b>ADJUSTMENTS</b><br/>(1) Tilt tension<br/>(2) Pneumatic seat height<br/>(5A) Center-tilt action</p>  |                 |                         |      |      |      |      |      |      |      |      |      |      |      |   |  |  |
|  |  | <b>6322-4PB</b> | 1072                    |      |      |      |      |      |      |      |      |      |      |      |   |  |  |
|  |  |                 |                         |      |      |      |      |      |      |      |      |      |      |      |   |  |  |
|  |  |                 |                         |      |      |      |      |      |      |      |      |      |      |      |   |  |  |
|  <p><b>HB Tilter with Pedestal Base</b><br/>COM Yardage: 1.9<br/>Freight Class: 150<br/>Product Weight (lbs.): 56<br/>Cubic Feet Per Carton: 10.5</p> |  <p><b>ADJUSTMENTS</b><br/>(1) Tilt tension<br/>(2) Pneumatic seat height<br/>(5A) Center-tilt action</p> |                 |                         |      |      |      |      |      |      |      |      |      |      |      |   |  |  |
|  |  | <b>6331-4PB</b> | 1242                    | 1312 | 1367 | 1448 | 1563 | 1617 | 1723 | 1887 | 2017 | 2157 | 2453 | 2764 |   |  |  |
|  |  |                 |                         |      |      |      |      |      |      |      |      |      |      |      |   |  |  |
|  |  |                 |                         |      |      |      |      |      |      |      |      |      |      |      |   |  |  |

| DESCRIPTION   | FEATURES   | MODEL#  | STANDARD TEXTILE GRADES  |   |   |  |   |   |  |   |   |    |    |    |
|---|--|---|--|---|---|--|---|---|--|---|---|----|----|----|
|   |  |   | 1  | 2 | 3 | 4  | 5 | 6 | 7  | 8 | 9 | 10 | 11 | 12 |
|  <p><b>MB Tilter with Pedestal Base</b><br/>COM Yardage: 1.25<br/>Freight Class: 150<br/>Product Weight (lbs.): 54<br/>Cubic Feet Per Carton: 10.5</p>                                       |  <p><b>ADJUSTMENTS</b><br/>(1) Tilt tension<br/>(2) Pneumatic seat height<br/>(5A) Center-tilt action</p> | <p>Upholstered Back</p> <p>Ergonomic Features:<br/>A, B, C, E, H, M, N, O, S, U</p>   | <p><b>6332-4PB</b> 1197 1246 1284 1339 1413 1451 1519 1631 1719 1813 2010 2219</p>                         |   |   |  |   |   |  |   |   |    |    |    |
|   |  |   | <p><b>OVERALL DIMENSIONS</b></p> <p>W D H</p>  |   |   | <p><b>SEAT DIMENSIONS</b></p> <p>W D H</p> |   |   | <p><b>BACK DIMENSIONS</b></p> <p>W H</p> |   |   |    |    |    |
|   |  |   | <p>25.5 24 39</p>  |   |   | <p>20 17.5 16-21</p>                       |   |   | <p>18.5 21</p>                           |   |   |    |    |    |
|   |  |   | <p><b>RTA 2</b></p>  |   |   | <p>1 per carton</p>                        |   |   |  |   |   |    |    |    |
|   |  |   | <hr/>  |   |   |  |   |   |  |   |   |    |    |    |
|  <p>mesh back</p> <p><b>Armless Task with Pedestal Base</b><br/>COM Yardage: 1<br/>Freight Class: 150<br/>Product Weight (lbs.): 33<br/>Cubic Feet Per Carton: 15.75</p>                     |  <p><b>ADJUSTMENTS</b><br/>(2) Pneumatic seat height</p>  | <p>Ergonomic features: M, N</p>   | <p><b>6364-6PB</b> \$1130 \$1168 \$1196 \$1237 \$1297 \$1326 \$1378 \$1463 \$1528 \$1601 \$1751 \$1910</p> |   |   |  |   |   |  |   |   |    |    |    |
|   |  |   | <p><b>OVERALL DIMENSIONS</b></p> <p>W D H</p>  |   |   | <p><b>SEAT DIMENSIONS</b></p> <p>W D H</p> |   |   | <p><b>BACK DIMENSIONS</b></p> <p>W H</p> |   |   |    |    |    |
|   |  |   | <p>23.5 29 35.5</p>  |   |   | <p>19 18 16-21</p>                         |   |   | <p>19 17</p>                             |   |   |    |    |    |
|   |  |   | <p><b>RTA 00</b></p>   |   |   | <p>1 per carton</p>                        |   |   |  |   |   |    |    |    |
|   |  |   | <hr/>  |   |   |  |   |   |  |   |   |    |    |    |
|  <p>mesh back</p> <p><b>Armless Task w/Tablet and Pedestal Base</b><br/>COM Yardage: 1<br/>Freight Class: 150<br/>Product Weight (lbs.): 33<br/>Cubic Feet Per Carton: 17.75</p>            |  <p><b>ADJUSTMENTS</b><br/>(2) Pneumatic seat height</p>   | <p>Ergonomic features: M, N</p> <p><b>Specify (L) left or (R) right tablet.</b><br/><b>(Example: 6364-6L or 6364-6R).</b></p>                         | <p><b>6364-6LPB</b> 1453 1490 1518 1559 1618 1648 1699 1786 1850 1924 2073 2233<br/><b>6364-6RPB</b></p>   |   |   |  |   |   |  |   |   |    |    |    |
|   |  |   | <p><b>OVERALL DIMENSIONS</b></p> <p>W D H</p>  |   |   | <p><b>SEAT DIMENSIONS</b></p> <p>W D H</p> |   |   | <p><b>BACK DIMENSIONS</b></p> <p>W H</p> |   |   |    |    |    |
|   |  |   | <p>23.5 29 35.5</p>  |   |   | <p>19 18 16-21</p>                         |   |   | <p>19 17</p>                             |   |   |    |    |    |
|   |  |   | <p><b>RTA 00</b></p>   |   |   | <p>1 per carton</p>                        |   |   |  |   |   |    |    |    |
|   |  |   | <hr/>  |   |   |  |   |   |  |   |   |    |    |    |
|  <p>upholstered back</p> <p><b>Armless Task with Pedestal Base</b><br/>COM Yardage: 1.25<br/>Freight Class: 150<br/>Product Weight (lbs.): 33<br/>Cubic Feet Per Carton: 15.75</p>         |  <p><b>ADJUSTMENTS</b><br/>(2) Pneumatic seat height</p>  | <p>Ergonomic features: M, N</p>   | <p><b>6374-6PB</b> \$1130 \$1177 \$1213 \$1263 \$1337 \$1372 \$1439 \$1545 \$1626 \$1717 \$1905 \$2104</p> |   |   |  |   |   |  |   |   |    |    |    |
|   |  |   | <p><b>OVERALL DIMENSIONS</b></p> <p>W D H</p>  |   |   | <p><b>SEAT DIMENSIONS</b></p> <p>W D H</p> |   |   | <p><b>BACK DIMENSIONS</b></p> <p>W H</p> |   |   |    |    |    |
|   |  |   | <p>23.5 29 35.5</p>  |   |   | <p>19 18 16-21</p>                         |   |   | <p>19 17</p>                             |   |   |    |    |    |
|   |  |   | <p><b>RTA 00</b></p>   |   |   | <p>1 per carton</p>                        |   |   |  |   |   |    |    |    |
|   |  |   | <hr/>  |   |   |  |   |   |  |   |   |    |    |    |
|  <p>upholstered back</p> <p><b>Armless Task w/Tablet and Pedestal Base</b><br/>COM Yardage: 1.25<br/>Freight Class: 250<br/>Product Weight (lbs.): 44<br/>Cubic Feet Per Carton: 11.75</p> |  <p><b>ADJUSTMENTS</b><br/>(2) Pneumatic seat height</p>  | <p>Ergonomic features: M, N</p> <p><b>Specify (L) left or (R) right tablet.</b><br/><b>(Example: 6374-6L or 6374-6R, 6374-6MOL or 6374-6MOR).</b></p> | <p><b>6374-6LPB</b> 1453 1499 1533 1585 1659 1694 1761 1867 1949 2040 2228 2427<br/><b>6374-6RPB</b></p>   |   |   |  |   |   |  |   |   |    |    |    |
|   |  |   | <p><b>OVERALL DIMENSIONS</b></p> <p>W D H</p>  |   |   | <p><b>SEAT DIMENSIONS</b></p> <p>W D H</p> |   |   | <p><b>BACK DIMENSIONS</b></p> <p>W H</p> |   |   |    |    |    |
|   |  |   | <p>23.5 29 35.5</p>  |   |   | <p>19 18 16-21</p>                         |   |   | <p>19 17</p>                             |   |   |    |    |    |
|   |  |   | <p><b>RTA 00</b></p>   |   |   | <p>1 per carton</p>                        |   |   |  |   |   |    |    |    |
|   |  |   | <hr/>  |   |   |  |   |   |  |   |   |    |    |    |

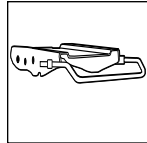
WEEV



model 2220-3



model 2221-4



**Multi-Depth Mechanism**  
Seat depth is standard on Multi-tilter and Synchro-Tilter models. (see notes for more details)



Stitch detail on Leather upholstered seat



**Vari-Width (WA)**  
Width Adjustable Arm Extensions is standard when order with adjustable height arms.


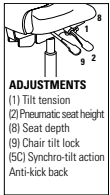


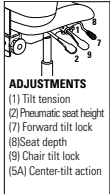


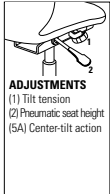

STANDARD FEATURES

- A beautiful, breathable mesh, functional task seating series, at affordable pricing.
- Weev series includes six mechanisms, a Synchro-Tilter with Back Angle, Weight Sensing Synchro-Tilter, Multi-Tilter, Tilter, and Task.
- The Black mesh for the back of the chair is woven to breathe and give as the user leans into it removing pressure points along the spine.
- The lumbar support built into the design of the back is flexible and reshapes itself to match and support the user's body profile.
- Side activated sliding seat depth adjustment (**MD**), is standard on Multi-Tilters and Synchro-Tilters providing 2" of seat depth adjustment.
- Height and width (**WA**) adjustable GL arms. Armcaps are soft to the touch Self-Skinned Urethane. Armcaps are depth adjustable (slide forward and backward) to suit user preference.
- Vari-Width (**WA**) Width Adjustable Arm Extensions are standard, allowing the arms to move away from the seat by 2" on each side to allow space for broader hip widths. Five legged, injection molded, fiberglass reinforced, nylon base **B7B** is standard.
- **C1** dual wheel carpet casters are standard.




- Models upholstered in leather have a straight seam across the seat.
- Check textile availability prior to specifying upholstery material.

OPTIONAL FEATURES

- Please refer to the "Arm Selection" section of the price book for arm options.
- Please refer to "Cylinder Selection" section of the price book for additional cylinder options.
- For optional polished Aluminum base (**B7A**) Please specify **ALU** base. Add \$167.
- For hard surface flooring casters, specify **C9R**. Add \$73.
- Please refer to the "Casters Selection" section of the price book for caster options. Optional casters may be priced higher than the standard casters for your chair and the difference will be charged. Lower priced optional casters will not be credited.
- For fully assembled in box, specify **SU**. Add \$76.

| DESCRIPTION  | FEATURES  | MODEL#               | STANDARD TEXTILE GRADES   |          |   |                        |          |          |                        |          |      |      |      |      |  |  |
|--|---|----------------------|---------------------------|----------|---|------------------------|----------|----------|------------------------|----------|------|------|------|------|--|--|
|  |   |                      | 1                         | 2        | 3   | 4                      | 5        | 6        | 7                      | 8        | 9    | 10   | 11   | 12   |  |  |
|  <p><b>HB Synchro - Tilter w/Back Angle Adjustment</b><br/>COM Yardage: 1<br/>Freight Class: 125<br/>Product Weight (lbs.): 68<br/>Cubic Feet Per Carton: 10.5</p> |  <p><b>ADJUSTMENTS</b><br/>(1) Tilt tension<br/>(2) Pneumatic seat height<br/>(8) Seat depth<br/>(9) Chair tilt lock<br/>(5C) Synchro-tilt action<br/>Anti-kick back</p>        | <p><b>2220-0</b></p> | 925                       | 963      | 992   | 1033                   | 1094     | 1112     | 1164                   | 1262     | 1312 | 1402 | 1528 | 1680 |  |  |
|  |   |                      | <b>OVERALL DIMENSIONS</b> |          |   | <b>SEAT DIMENSIONS</b> |          |          | <b>BACK DIMENSIONS</b> |          |      |      |      |      |  |  |
|  |   |                      | <b>W</b>                  | <b>D</b> | <b>H</b>  | <b>W</b>               | <b>D</b> | <b>H</b> | <b>W</b>               | <b>H</b> |      |      |      |      |  |  |
|  |   |                      | 25                        | 24       | 42  | 19                     | 18-20.5  | 16-20    | 19                     | 27       |      |      |      |      |  |  |
|  |   |                      | <b>RTA 2</b>              |          |  |                        |          |          |                        |          |      |      |      |      |  |  |
|  <p><b>HB Multi - Tilter</b><br/>COM Yardage: 1<br/>Freight Class: 125<br/>Product Weight (lbs.): 70<br/>Cubic Feet Per Carton: 10.5</p>                          |  <p><b>ADJUSTMENTS</b><br/>(1) Tilt tension<br/>(2) Pneumatic seat height<br/>(7) Forward tilt lock<br/>(8) Seat depth<br/>(9) Chair tilt lock<br/>(5A) Center-tilt action</p> | <p><b>2220-3</b></p> | 925                       | 963      | 992   | 1033                   | 1094     | 1112     | 1164                   | 1262     | 1312 | 1402 | 1528 | 1680 |  |  |
|  |   |                      | <b>OVERALL DIMENSIONS</b> |          |   | <b>SEAT DIMENSIONS</b> |          |          | <b>BACK DIMENSIONS</b> |          |      |      |      |      |  |  |
|  |   |                      | <b>W</b>                  | <b>D</b> | <b>H</b>  | <b>W</b>               | <b>D</b> | <b>H</b> | <b>W</b>               | <b>H</b> |      |      |      |      |  |  |
|  |   |                      | 25                        | 24       | 42  | 19                     | 18-20.5  | 16-20    | 19                     | 27       |      |      |      |      |  |  |
|  |   |                      | <b>RTA 2</b>              |          |  |                        |          |          |                        |          |      |      |      |      |  |  |
|  <p><b>HB Tilter</b><br/>COM Yardage: 1<br/>Freight Class: 150<br/>Product Weight (lbs.): 59<br/>Cubic Feet Per Carton: 10.5</p>                                  |  <p><b>ADJUSTMENTS</b><br/>(1) Tilt tension<br/>(2) Pneumatic seat height<br/>(5A) Center-tilt action</p>  | <p><b>2220-4</b></p> | 793                       | 831      | 860   | 903                    | 961      | 980      | 1034                   | 1132     | 1181 | 1272 | 1396 | 1549 |  |  |
|  |   |                      | <b>OVERALL DIMENSIONS</b> |          |   | <b>SEAT DIMENSIONS</b> |          |          | <b>BACK DIMENSIONS</b> |          |      |      |      |      |  |  |
|  |   |                      | <b>W</b>                  | <b>D</b> | <b>H</b>  | <b>W</b>               | <b>D</b> | <b>H</b> | <b>W</b>               | <b>H</b> |      |      |      |      |  |  |
|  |   |                      | 25                        | 24       | 42.5  | 19                     | 18-20.5  | 16-20    | 19                     | 27       |      |      |      |      |  |  |
|  |   |                      | <b>RTA 2</b>              |          |  |                        |          |          |                        |          |      |      |      |      |  |  |



| DESCRIPTION  | FEATURES   | MODEL#  | STANDARD TEXTILE GRADES   |               |                           |                        |          |                        |                        |          |                        |          |      |      |      |      |
|--|--|---|---|---------------|---------------------------|------------------------|----------|------------------------|------------------------|----------|------------------------|----------|------|------|------|------|
|  |  |   | 1   | 2             | 3                         | 4                      | 5        | 6                      | 7                      | 8        | 9                      | 10       | 11   | 12   |      |      |
|  <p><b>HB Weight Sensing Synchro - Tilter</b><br/>COM Yardage: 1<br/>Freight Class: 125<br/>Product Weight (lbs.): 70<br/>Cubic Feet Per Carton: 10.5</p> |  <p><b>ADJUSTMENTS</b><br/>Weight sensing auto tension adjustment<br/>(2) Pneumatic seat height<br/>(8) Sliding seat depth<br/>(9) Multi position tilt lock</p> | <b>2220-8</b>   | 925   | 963           | 992                       | 1033                   | 1094     | 1112                   | 1164                   | 1262     | 1312                   | 1402     | 1528 | 1680 |      |      |
|  |  |   | <b>OVERALL DIMENSIONS</b>   |               |                           | <b>SEAT DIMENSIONS</b> |          |                        | <b>BACK DIMENSIONS</b> |          |                        |          |      |      |      |      |
|  |  |   | <b>W</b>  | <b>D</b>      | <b>H</b>                  | <b>W</b>               | <b>D</b> | <b>H</b>               | <b>W</b>               | <b>H</b> |                        |          |      |      |      |      |
|  |  |   | 25  | 24            | 42                        | 19                     | 18-20.5  | 16-20                  | 19                     | 27       |                        |          |      |      |      |      |
| <p>Ergonomic Features:<br/>A, B, C, E, H, J, M, N, Q</p>   | <p>RTA 2 </p>   |   |   |               |                           |                        |          |                        |                        |          |                        |          |      |      |      |      |
|  |  |  <p><b>MB Synchro - Tilter w/Back Angle Adjustment</b><br/>COM Yardage: 1<br/>Freight Class: 125<br/>Product Weight (lbs.): 66<br/>Cubic Feet Per Carton: 10.5</p> |  <p><b>ADJUSTMENTS</b><br/>(1) Tilt tension<br/>(2) Pneumatic seat height<br/>(8) Seat depth<br/>(9) Chair tilt lock<br/>(5C) Synchro-tilt action<br/>Anti-kick back</p>       | <b>2221-0</b> | 895                       | 931                    | 960      | 1001                   | 1060                   | 1081     | 1133                   | 1231     | 1280 | 1371 | 1495 | 1649 |
|  |  |   |   |               | <b>OVERALL DIMENSIONS</b> |                        |          | <b>SEAT DIMENSIONS</b> |                        |          | <b>BACK DIMENSIONS</b> |          |      |      |      |      |
|  |  |   |   |               | <b>W</b>                  | <b>D</b>               | <b>H</b> | <b>W</b>               | <b>D</b>               | <b>H</b> | <b>W</b>               | <b>H</b> |      |      |      |      |
| 25   | 24   |   |   |               | 39                        | 19                     | 18-20.5  | 16-20                  | 19                     | 24       |                        |          |      |      |      |      |
| <p>Ergonomic Features:<br/>A, B, C, E, H, L, M, N, Q</p>   | <p>RTA 2 </p>   |   |   |               |                           |                        |          |                        |                        |          |                        |          |      |      |      |      |
|  |  |  <p><b>MB Multi - Tilter</b><br/>COM Yardage: 1<br/>Freight Class: 125<br/>Product Weight (lbs.): 68<br/>Cubic Feet Per Carton: 10.5</p>                          |  <p><b>ADJUSTMENTS</b><br/>(1) Tilt tension<br/>(2) Pneumatic seat height<br/>(7) Forward tilt lock<br/>(8) Seat depth<br/>(9) Chair tilt lock<br/>(5A) Center-tilt action</p> | <b>2221-3</b> | 895                       | 931                    | 960      | 1001                   | 1060                   | 1081     | 1133                   | 1231     | 1280 | 1371 | 1495 | 1649 |
|  |  |   |   |               | <b>OVERALL DIMENSIONS</b> |                        |          | <b>SEAT DIMENSIONS</b> |                        |          | <b>BACK DIMENSIONS</b> |          |      |      |      |      |
|  |  |   |   |               | <b>W</b>                  | <b>D</b>               | <b>H</b> | <b>W</b>               | <b>D</b>               | <b>H</b> | <b>W</b>               | <b>H</b> |      |      |      |      |
| 25   | 24   |   |   |               | 39                        | 19                     | 18-20.5  | 16-20                  | 19                     | 24       |                        |          |      |      |      |      |
| <p>Ergonomic Features:<br/>A, B, C, E, F, G, H, M, N, Q, S</p>   | <p>RTA 2 </p>   |   |   |               |                           |                        |          |                        |                        |          |                        |          |      |      |      |      |
|  |  |  <p><b>MB Tilter</b><br/>COM Yardage: 1<br/>Freight Class: 150<br/>Product Weight (lbs.): 57<br/>Cubic Feet Per Carton: 10.5</p>                                 |  <p><b>ADJUSTMENTS</b><br/>(1) Tilt tension<br/>(2) Pneumatic seat height<br/>(5A) Center-tilt action</p>  | <b>2221-4</b> | 765                       | 803                    | 830      | 872                    | 930                    | 951      | 1003                   | 1101     | 1151 | 1240 | 1365 | 1519 |
|  |  |   |   |               | <b>OVERALL DIMENSIONS</b> |                        |          | <b>SEAT DIMENSIONS</b> |                        |          | <b>BACK DIMENSIONS</b> |          |      |      |      |      |
|  |  |   |   |               | <b>W</b>                  | <b>D</b>               | <b>H</b> | <b>W</b>               | <b>D</b>               | <b>H</b> | <b>W</b>               | <b>H</b> |      |      |      |      |
| 25   | 24   |   |   |               | 39.5                      | 19                     | 18-20.5  | 16-20                  | 19                     | 24       |                        |          |      |      |      |      |
| <p>Ergonomic Features:<br/>A, B, C, E, H, M, N, Q, S</p>   | <p>RTA 2 </p>   |   |   |               |                           |                        |          |                        |                        |          |                        |          |      |      |      |      |
|  |  |  <p><b>MB Weight Sensing Synchro - Tilter</b><br/>COM Yardage: 1<br/>Freight Class: 125<br/>Product Weight (lbs.): 68<br/>Cubic Feet Per Carton: 10.5</p>        |  <p><b>ADJUSTMENTS</b><br/>Weight sensing auto tension adjustment<br/>(2) Pneumatic seat height<br/>(8) Sliding seat depth<br/>(9) Multi position tilt lock</p>              | <b>2221-8</b> | 895                       | 931                    | 960      | 1001                   | 1060                   | 1081     | 1133                   | 1231     | 1280 | 1371 | 1495 | 1649 |
|  |  |   |   |               | <b>OVERALL DIMENSIONS</b> |                        |          | <b>SEAT DIMENSIONS</b> |                        |          | <b>BACK DIMENSIONS</b> |          |      |      |      |      |
|  |  |   |   |               | <b>W</b>                  | <b>D</b>               | <b>H</b> | <b>W</b>               | <b>D</b>               | <b>H</b> | <b>W</b>               | <b>H</b> |      |      |      |      |
| 25   | 24   |   |   |               | 39                        | 19                     | 18-20.5  | 16-20                  | 19                     | 24       |                        |          |      |      |      |      |
| <p>Ergonomic Features:<br/>A, B, C, E, H, J, M, N, Q</p>   | <p>RTA 2 </p>   |   |   |               |                           |                        |          |                        |                        |          |                        |          |      |      |      |      |

| DESCRIPTION  | FEATURES  | MODEL#               | STANDARD TEXTILE GRADES   |   |           |                        |          |          |                        |          |      |      |      |      |
|--|---|----------------------|---------------------------|---|-----------|------------------------|----------|----------|------------------------|----------|------|------|------|------|
|  |   |                      | 1                         | 2   | 3         | 4                      | 5        | 6        | 7                      | 8        | 9    | 10   | 11   | 12   |
|  <p><b>MB Task</b><br/>COM Yardage: 1<br/>Freight Class: 150<br/>Product Weight (lbs.): 48<br/>Cubic Feet Per Carton: 10.5</p>                          |  <p><b>ADJUSTMENTS</b><br/>(2) Pneumatic seat height<br/>(8) Seat depth</p> <p>Ergonomic Features:<br/>C, E, H, M, N, Q</p>  | <p><b>2221-6</b></p> | 765                       | 803   | 830       | 872                    | 930      | 951      | 1003                   | 1101     | 1151 | 1240 | 1365 | 1519 |
|  |   |                      | <b>OVERALL DIMENSIONS</b> |   |           | <b>SEAT DIMENSIONS</b> |          |          | <b>BACK DIMENSIONS</b> |          |      |      |      |      |
|  |   |                      | <b>W</b>                  | <b>D</b>  | <b>H</b>  | <b>W</b>               | <b>D</b> | <b>H</b> | <b>W</b>               | <b>H</b> |      |      |      |      |
| 25   | 24  | 41                   | 19                        | 17.5-18.5   | 16.5-20.5 | 19                     | 24       |          |                        |          |      |      |      |      |
|  |   |                      | <b>RTA 2</b>              |    |           |                        |          |          |                        |          |      |      |      |      |
|  <p><b>MB Task Armless</b><br/>COM Yardage: 1<br/>Freight Class: 150<br/>Product Weight (lbs.): 42<br/>Cubic Feet Per Carton: 10.5</p>                  |  <p><b>ADJUSTMENTS</b><br/>(2) Pneumatic seat height<br/>(8) Seat depth</p> <p>Ergonomic Features:<br/>C, E, M, N</p>        | <p><b>2222-6</b></p> | 640                       | 680   | 709       | 748                    | 809      | 827      | 881                    | 979      | 1027 | 1117 | 1242 | 1396 |
|  |   |                      | <b>OVERALL DIMENSIONS</b> |   |           | <b>SEAT DIMENSIONS</b> |          |          | <b>BACK DIMENSIONS</b> |          |      |      |      |      |
|  |   |                      | <b>W</b>                  | <b>D</b>  | <b>H</b>  | <b>W</b>               | <b>D</b> | <b>H</b> | <b>W</b>               | <b>H</b> |      |      |      |      |
| 25   | 24  | 41                   | 19                        | 17.5-18.5   | 16.5-20.5 | 19                     | 24       |          |                        |          |      |      |      |      |
|  |   |                      | <b>RTA 2</b>              |    |           |                        |          |          |                        |          |      |      |      |      |
|  <p><b>MB Drafting Stool Task</b><br/>COM Yardage: 1<br/>Freight Class: 150<br/>Product Weight (lbs.): 51<br/>Cubic Feet Per Carton: 10.5</p>          |  <p><b>ADJUSTMENTS</b><br/>(2) Pneumatic seat height<br/>(8) Seat depth</p> <p>Ergonomic Features:<br/>C, E, H, M, N, Q</p> | <p><b>2223-6</b></p> | 1193                      | 1230  | 1258      | 1299                   | 1360     | 1378     | 1431                   | 1529     | 1578 | 1669 | 1793 | 1947 |
|  |   |                      | <b>OVERALL DIMENSIONS</b> |   |           | <b>SEAT DIMENSIONS</b> |          |          | <b>BACK DIMENSIONS</b> |          |      |      |      |      |
|  |   |                      | <b>W</b>                  | <b>D</b>  | <b>H</b>  | <b>W</b>               | <b>D</b> | <b>H</b> | <b>W</b>               | <b>H</b> |      |      |      |      |
| 20.5   | 24.5  | 48                   | 19                        | 17.5-18.5   | 24-34     | 19                     | 24       |          |                        |          |      |      |      |      |
|  |   |                      | <b>RTA 2</b>              |  |           |                        |          |          |                        |          |      |      |      |      |
|  <p><b>MB Drafting Stool Task Armless</b><br/>COM Yardage: 1<br/>Freight Class: 150<br/>Product Weight (lbs.): 45<br/>Cubic Feet Per Carton: 10.5</p> |  <p><b>ADJUSTMENTS</b><br/>(2) Pneumatic seat height<br/>(8) Seat depth</p> <p>Ergonomic Features:<br/>C, E, M, N</p>      | <p><b>2224-6</b></p> | 1064                      | 1102  | 1131      | 1172                   | 1232     | 1251     | 1303                   | 1401     | 1450 | 1541 | 1667 | 1819 |
|  |   |                      | <b>OVERALL DIMENSIONS</b> |   |           | <b>SEAT DIMENSIONS</b> |          |          | <b>BACK DIMENSIONS</b> |          |      |      |      |      |
|  |   |                      | <b>W</b>                  | <b>D</b>  | <b>H</b>  | <b>W</b>               | <b>D</b> | <b>H</b> | <b>W</b>               | <b>H</b> |      |      |      |      |
| 19   | 24  | 50.5                 | 19                        | 17.5-18.5   | 24-34     | 19                     | 24       |          |                        |          |      |      |      |      |
|  |   |                      | <b>RTA 2</b>              |  |           |                        |          |          |                        |          |      |      |      |      |



# multi-purpose

|                    |     |                        |     |                  |     |
|--------------------|-----|------------------------|-----|------------------|-----|
| Bakhita .....      | 128 | Islands .....          | 177 | Sidero .....     | 200 |
| Beach .....        | 131 | Layne .....            | 178 | Sonic .....      | 204 |
| Beam Seating ..... | 132 | Lite .....             | 180 | Spritz .....     | 220 |
| Caprice .....      | 142 | Marche .....           | 185 | Spyker .....     | 223 |
| Chap .....         | 144 | Mayne .....            | 187 | Stream .....     | 224 |
| Comet .....        | 146 | Moda Four-Legged ..... | 188 | Twilight .....   | 236 |
| Diplomat .....     | 149 | Moda Stacking .....    | 189 | Vion guest ..... | 239 |
| Duet .....         | 150 | Popcorn .....          | 191 | Zoma .....       | 244 |
| Erin .....         | 172 | Roma Nester .....      | 196 |                  |     |
| File Buddy .....   | 174 | Sas .....              | 198 |                  |     |



BAKHITA



model 6750



model 6753






model 6754



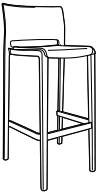





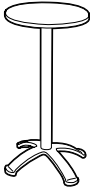

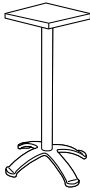
model 6785

STANDARD FEATURES

- A comfortable, high-quality, lightweight, stacking chair that is incredibly strong and durable.
- Bakhita is an all polymer chair intended for use indoors or outdoors. Products must be stored inside during extreme and inclement weather. See Global's Outdoor Furniture warranty for additional information.
- Weather resistant, UV and stain resistant, with a modern design.
- Standard height models (6750, 6751) are suitable for use in MRI rooms.
- Chairs are simultaneously molded with two different materials. Inside is a structural fiberglass frame for strength. Outside is a durable polypropylene light fast compound.
- Armchairs and Armless Chairs are finished with a smooth surface. Bar Stools and Counter Stools are finished with a slightly textured surface.
- Upholstered seats will only fit on a frame made for this purpose, it is not possible to add an upholstered seat onto an existing all plastic chair in the field.
- Upholstered seats are fixed and non-removable.
- Chair legs are equipped with translucent non-marking glides as standard. Suitable for outdoor environments, carpet and hard surface flooring.
- Check textile availability prior to specifying upholstery material.
- All Bakhita products (except upholstered models) are only available through Global's InStock program. Contact CustomerCare for lead times and quotation for quantities beyond InStock inventory.
- For outdoor use Global recommends marine grade vinyls or Sunbrella fabrics with UV resistance.
- Chairs are available in 3 plastic colors: Alloy (ALY), Char (CHA), and Milk (MLK).
- Tables are available in standard or bar height and are suitable for outdoor use.
- Tables are available with a Silver base and Milk (MLK) top only.
- Table tops are constructed from technopolymer compounds with high structural, heat and abrasion resistance. Tops are UV, shock and stain resistant.

| DESCRIPTION  | FEATURES  | MODEL#             | STANDARD TEXTILE GRADES  |          |          |                        |          |          |                        |          |   |    |    |    |  |  |  |
|--|---|--------------------|--|----------|----------|------------------------|----------|----------|------------------------|----------|---|----|----|----|--|--|--|
|  |   |                    | 1  | 2        | 3        | 4                      | 5        | 6        | 7                      | 8        | 9 | 10 | 11 | 12 |  |  |  |
|  <p><b>Armchair Poly Seat &amp; Back</b><br/>COM Yardage: N/A<br/>Freight Class: 150<br/>Product Weight (lbs.): 14.25<br/>Cubic Feet Per Carton: 3.38(4 per carton)</p>    | <p>Stacks 8 high on floor.<br/>Stacks 10 high on dolly.</p> | <p><b>6750</b></p> | 294  |          |          |                        |          |          |                        |          |   |    |    |    |  |  |  |
|  |   |                    | <b>OVERALL DIMENSIONS</b>  |          |          | <b>SEAT DIMENSIONS</b> |          |          | <b>BACK DIMENSIONS</b> |          |   |    |    |    |  |  |  |
|  |   |                    | <b>W</b>   | <b>D</b> | <b>H</b> | <b>W</b>               | <b>D</b> | <b>H</b> | <b>W</b>               | <b>H</b> |   |    |    |    |  |  |  |
|  |   |                    | 22.5   | 21       | 31.5     | 16                     | 16       | 17.25    | 17                     | 14.5     |   |    |    |    |  |  |  |
|  |   |                    | <p><b>RTA 00</b> 4 per carton (pricing and specifications are for one chair)</p> |          |          |                        |          |          |                        |          |   |    |    |    |  |  |  |
|  <p><b>Armless Chair Poly Seat &amp; Back</b><br/>COM Yardage: N/A<br/>Freight Class: 150<br/>Product Weight (lbs.): 13<br/>Cubic Feet Per Carton: 2.88(4 per carton)</p> | <p>Stacks 8 high on floor.<br/>Stacks 12 high on dolly</p>  | <p><b>6751</b></p> | 261  |          |          |                        |          |          |                        |          |   |    |    |    |  |  |  |
|  |   |                    | <b>OVERALL DIMENSIONS</b>  |          |          | <b>SEAT DIMENSIONS</b> |          |          | <b>BACK DIMENSIONS</b> |          |   |    |    |    |  |  |  |
|  |   |                    | <b>W</b>   | <b>D</b> | <b>H</b> | <b>W</b>               | <b>D</b> | <b>H</b> | <b>W</b>               | <b>H</b> |   |    |    |    |  |  |  |
|  |   |                    | 18   | 21       | 31.5     | 16                     | 16       | 17.25    | 17                     | 14.5     |   |    |    |    |  |  |  |
|  |   |                    | <p><b>RTA 00</b> 4 per carton (pricing and specifications are for one chair)</p> |          |          |                        |          |          |                        |          |   |    |    |    |  |  |  |
|  <p><b>Armchair Uph Seat &amp; Poly Back</b><br/>COM Yardage: 0.75<br/>Freight Class: 250<br/>Product Weight (lbs.): 16<br/>Cubic Feet Per Carton: 4.5 (3 per carton)</p> | <p>Stacks 8 high on floor.<br/>Stacks 10 high on dolly</p>  | <p><b>6752</b></p> | 1  | 2        | 3        | 4                      | 5        | 6        | 7                      | 8        | 9 | 10 | 11 | 12 |  |  |  |
|  |   |                    | 529 555 574 602 642 659 697 754 801 848 952 1059                                 |          |          |                        |          |          |                        |          |   |    |    |    |  |  |  |
|  |   |                    | <b>OVERALL DIMENSIONS</b>  |          |          | <b>SEAT DIMENSIONS</b> |          |          | <b>BACK DIMENSIONS</b> |          |   |    |    |    |  |  |  |
|  |   |                    | <b>W</b>   | <b>D</b> | <b>H</b> | <b>W</b>               | <b>D</b> | <b>H</b> | <b>W</b>               | <b>H</b> |   |    |    |    |  |  |  |
| 22.5   | 21  | 31.5               | 16   | 16       | 18       | 17                     | 14.5     |          |                        |          |   |    |    |    |  |  |  |
|  |   |                    | <p><b>RTA 00</b> 3 per carton (pricing and specifications are for one chair)</p> |          |          |                        |          |          |                        |          |   |    |    |    |  |  |  |

| DESCRIPTION  | FEATURES   | MODEL# | STANDARD TEXTILE GRADES            |       |       |  |       |       |                               |       |       |       |       |        |  |  |
|--|--|--------|------------------------------------|-------|-------|--|-------|-------|-------------------------------|-------|-------|-------|-------|--------|--|--|
|  |  |        | 1                                  | 2     | 3     | 4  | 5     | 6     | 7                             | 8     | 9     | 10    | 11    | 12     |  |  |
|  <p><b>Armless Chair Uph Seat &amp; Poly Back</b><br/>                     COM Yardage: 0.75<br/>                     Freight Class: 250<br/>                     Product Weight (lbs.): 14.67<br/>                     Cubic Feet Per Carton: 3.83(3 per carton)</p>       | Stacks 8 high on floor.<br>Stacks 12 high on dolly | 6753   | \$484                              | \$510 | \$529 | \$557  | \$597 | \$614 | \$652                         | \$709 | \$756 | \$803 | \$907 | \$1014 |  |  |
|  |  |        | <b>OVERALL DIMENSIONS</b><br>W D H |       |       | <b>SEAT DIMENSIONS</b><br>W D H  |       |       | <b>BACK DIMENSIONS</b><br>W H |       |       |       |       |        |  |  |
|  |  |        | 18                                 | 21    | 31.5  | 16   | 16    | 18    | 17                            | 14.5  |       |       |       |        |  |  |
|  |  |        | RTA 00                             |       |       | 3 per carton (pricing and specifications are for one chair)                                      |       |       |                               |       |       |       |       |        |  |  |
|  <p><b>Armless Bar Stool Poly Seat &amp; Back</b><br/>                     COM Yardage: 0.75<br/>                     Freight Class: 250<br/>                     Product Weight (lbs.): 14.67<br/>                     Cubic Feet Per Carton: 3.19 (4 per carton)</p>      | Stacks 4 high on floor.                            | 6754   | 1                                  | 2     | 3     | 4  | 5     | 6     | 7                             | 8     | 9     | 10    | 11    | 12     |  |  |
|  |  |        | <b>OVERALL DIMENSIONS</b><br>W D H |       |       | <b>SEAT DIMENSIONS</b><br>W D H  |       |       | <b>BACK DIMENSIONS</b><br>W H |       |       |       |       |        |  |  |
|  |  |        | 19.25                              | 18.75 | 40.5  | 14   | 15    | 30    | 17                            | 10.5  |       |       |       |        |  |  |
|  |  |        | RTA 00                             |       |       | 4 per carton (pricing and specifications are for one chair)                                      |       |       |                               |       |       |       |       |        |  |  |
|  <p><b>Armless Bar Stool Uph Seat &amp; Poly Back</b><br/>                     COM Yardage: 0.75<br/>                     Freight Class: 250<br/>                     Product Weight (lbs.): 14.67<br/>                     Cubic Feet Per Carton: 4.25 (3 per carton)</p> | Stacks 4 high on floor.                            | 6755   | 1                                  | 2     | 3     | 4  | 5     | 6     | 7                             | 8     | 9     | 10    | 11    | 12     |  |  |
|  |  |        | <b>OVERALL DIMENSIONS</b><br>W D H |       |       | <b>SEAT DIMENSIONS</b><br>W D H  |       |       | <b>BACK DIMENSIONS</b><br>W H |       |       |       |       |        |  |  |
|  |  |        | 19                                 | 18    | 40    | 14   | 15    | 30.75 | 17                            | 10.5  |       |       |       |        |  |  |
|  |  |        | RTA 00                             |       |       | 3 per carton (pricing and specifications are for one chair)                                      |       |       |                               |       |       |       |       |        |  |  |
|  <p><b>Chair Dolly</b><br/>                     COM Yardage: N/A<br/>                     Freight Class: 250<br/>                     Product Weight (lbs.): 11<br/>                     Cubic Feet Per Carton: 2.9</p>   |  | 6783   | 1                                  | 2     | 3     | 4  | 5     | 6     | 7                             | 8     | 9     | 10    | 11    | 12     |  |  |
|  |  |        | <b>OVERALL DIMENSIONS</b><br>W D H |       |       | <b>SEAT DIMENSIONS</b><br>W D H  |       |       | <b>BACK DIMENSIONS</b><br>W H |       |       |       |       |        |  |  |
|  |  |        | 19.75                              | 23.25 | 9.75  | -  | -     | -     | -                             | -     |       |       |       |        |  |  |
|  |  |        | RTA 00                             |       |       |  1 per carton |       |       |                               |       |       |       |       |        |  |  |

| DESCRIPTION   | FEATURES | MODEL#      | STANDARD TEXTILE GRADES |   |   |   |   |   |   |   |   |    |    |    |
|---|----------|-------------|-------------------------|---|---|---|---|---|---|---|---|----|----|----|
|   |          |             | 1                       | 2 | 3 | 4 | 5 | 6 | 7 | 8 | 9 | 10 | 11 | 12 |
|  <p><b>Round Table - Café Height</b><br/>                     COM Yardage: N/A<br/>                     Freight Class: 100<br/>                     Product Weight (lbs.): 40<br/>                     Cubic Feet Per Carton: 4.49 (3 cartons per one model)</p>     |          | <b>6780</b> | 568                     |   |   |   |   |   |   |   |   |    |    |    |
|   |          |             |                         |   |   |   |   |   |   |   |   |    |    |    |
|   |          |             |                         |   |   |   |   |   |   |   |   |    |    |    |
|   |          |             |                         |   |   |   |   |   |   |   |   |    |    |    |
|   |          |             |                         |   |   |   |   |   |   |   |   |    |    |    |
|  <p><b>Round Table - Bar Height</b><br/>                     COM Yardage: N/A<br/>                     Freight Class: 100<br/>                     Product Weight (lbs.): 41<br/>                     Cubic Feet Per Carton: 4.49 (3 cartons per one model)</p>      |          | <b>6781</b> | 581                     |   |   |   |   |   |   |   |   |    |    |    |
|   |          |             |                         |   |   |   |   |   |   |   |   |    |    |    |
|   |          |             |                         |   |   |   |   |   |   |   |   |    |    |    |
|   |          |             |                         |   |   |   |   |   |   |   |   |    |    |    |
|   |          |             |                         |   |   |   |   |   |   |   |   |    |    |    |
|  <p><b>Square Table - Café Height</b><br/>                     COM Yardage: N/A<br/>                     Freight Class: 100<br/>                     Product Weight (lbs.): 42.5<br/>                     Cubic Feet Per Carton: 4.49 (3 cartons per one model)</p> |          | <b>6785</b> | 621                     |   |   |   |   |   |   |   |   |    |    |    |
|   |          |             |                         |   |   |   |   |   |   |   |   |    |    |    |
|   |          |             |                         |   |   |   |   |   |   |   |   |    |    |    |
|   |          |             |                         |   |   |   |   |   |   |   |   |    |    |    |
|   |          |             |                         |   |   |   |   |   |   |   |   |    |    |    |
|  <p><b>Square Table - Bar Height</b><br/>                     COM Yardage: N/A<br/>                     Freight Class: 100<br/>                     Product Weight (lbs.): 43.5<br/>                     Cubic Feet Per Carton: 4.49 (3 cartons per one model)</p> |          | <b>6786</b> | 634                     |   |   |   |   |   |   |   |   |    |    |    |
|   |          |             |                         |   |   |   |   |   |   |   |   |    |    |    |
|   |          |             |                         |   |   |   |   |   |   |   |   |    |    |    |
|   |          |             |                         |   |   |   |   |   |   |   |   |    |    |    |
|   |          |             |                         |   |   |   |   |   |   |   |   |    |    |    |

BEACH™



model 4077





model 4078

STANDARD FEATURES

- Elegant wood seating with a choice of an upholstered or vertical wood slat back.
- Frame construction is beech hardwood.
- Furniture legs are equipped with white non marking polypropylene glides as standard. Suitable for both carpet and hard surface flooring.
- All cushions are fixed and non-removable.
- Cushions are highly resilient foam and seats are equipped with a synthetic rubberized webbing suspension system for extra comfort.

OPTIONAL FEATURES

- Frame available in Absolute (AAM), Black (BKM), Cherry (ACM), Espresso Cafe (ECM), English Oak (EOM), Fruitwood (TFM), Gray (HGM), Honey (AHM), Mahogany (TMM), Maple (AVM), Medium Walnut (MWM), Natural Walnut (NLW), Night (ASM), NoceBiondo (NBM), Noce Grigio (NGM), Noce Leggero (NEM), Noce Medio (NMM), Shaker Cherry (SKM), Walnut (TWM), WC Cream (WTM), White (WHM) and Winter Cherry (WCM). Please Specify.
- Check textile availability prior to specifying upholstery material.

| DESCRIPTION  | FEATURES        | MODEL#                    | STANDARD TEXTILE GRADES |          |                        |          |          |                        |          |        |        |        |        |        |  |  |
|--|-----------------|---------------------------|-------------------------|----------|------------------------|----------|----------|------------------------|----------|--------|--------|--------|--------|--------|--|--|
|  |                 |                           | 1                       | 2        | 3                      | 4        | 5        | 6                      | 7        | 8      | 9      | 10     | 11     | 12     |  |  |
|  <p><b>Armchair w/Upholstered back.</b><br/>COM Yardage: 1.50<br/>Freight Class: 300<br/>Product Weight (lbs.): 20<br/>Cubic Feet Per Carton: 11.75</p>         | Does not stack. | <b>4077</b>               | \$894                   | \$932    | \$961                  | \$1001   | \$1061   | \$1090                 | \$1142   | \$1228 | \$1291 | \$1365 | \$1514 | \$1673 |  |  |
|  |                 | <b>OVERALL DIMENSIONS</b> |                         |          | <b>SEAT DIMENSIONS</b> |          |          | <b>BACK DIMENSIONS</b> |          |        |        |        |        |        |  |  |
|  |                 | <b>W</b>                  | <b>D</b>                | <b>H</b> | <b>W</b>               | <b>D</b> | <b>H</b> | <b>W</b>               | <b>H</b> |        |        |        |        |        |  |  |
|  |                 | 22                        | 23                      | 33.5     | 19.5                   | 18.5     | 18.75    | 19.5                   | 15.5     |        |        |        |        |        |  |  |
|  |                 |                           | <b>RTA 00</b>           |          |                        |          |          |                        |          |        |        |        |        |        |  |  |
|  <p><b>Armchair w/Vertical Wood Slat back.</b><br/>COM Yardage: 1.00<br/>Freight Class: 300<br/>Product Weight (lbs.): 20<br/>Cubic Feet Per Carton: 11.75</p> | Does not stack. | <b>4078</b>               | \$939                   | \$977    | \$1008                 | \$1052   | \$1113   | \$1143                 | \$1198   | \$1286 | \$1354 | \$1432 | \$1586 | \$1754 |  |  |
|  |                 | <b>OVERALL DIMENSIONS</b> |                         |          | <b>SEAT DIMENSIONS</b> |          |          | <b>BACK DIMENSIONS</b> |          |        |        |        |        |        |  |  |
|  |                 | <b>W</b>                  | <b>D</b>                | <b>H</b> | <b>W</b>               | <b>D</b> | <b>H</b> | <b>W</b>               | <b>H</b> |        |        |        |        |        |  |  |
|  |                 | 22                        | 23                      | 33.5     | 19.5                   | 18.5     | 18.75    | 19.5                   | 15.5     |        |        |        |        |        |  |  |
|  |                 |                           | <b>RTA 00</b>           |          |                        |          |          |                        |          |        |        |        |        |        |  |  |

**BEAM SEATING**



\*see sample layout SON507 for models included above.

**STANDARD FEATURES**

- The universal beam units and tables listed are shown here, along with beam seating upper components from several seating lines.
- Beams are standard in Black. The “T” shaped legs are available in Chrome only with Black anti scuff tips and trim.
- Corner beam creates 90° turn in beam seating. Only table units can be attached.
- Beams and legs are shipped fully assembled.
- Upper seating units include mounting brackets and all necessary hardware for attachment to beam.
- Upper seating units and/or tables can be placed in any order along the beam.
- Power monument has two AC outlets, dual 2.1 amp USB ports.
- **Specifications and pricing are for 1 chair.**

**OPTIONAL FEATURES**

- Check textile availability prior to specifying upholstery material.
- Optional universal aluminum arm with soft pad available for mounting on beam in multiple positions, model 6500A8. \$161 list.
- Sonic seating units are available in mesh back, Black only.
- Vion seating units available in 10 mesh colors: Black (MS69), Stone (MS71), Blue (MS72), Rope (MS73), Natural (MS74), Aqua (MS75), Black Cherry (MS76), Dust (MS77), Ivory (MS78) and Paprika (MS79). Please specify. No upcharge.

**OPTIONAL FEATURES** (continued)

- Vion is available with a Black (BLK) Back Frame as standard or an optional Fog (FOG) Back Frame, please add \$76.
- Duet, Popcorn and Sonic seating units are available in 14 designer colors. Choose from Buzz Blue (BZB), Cactus (CCT), Carrot (CRO), Cloud (IVC), Dijon (DJN), Eggplant (EGP), Fog (FOG), Frost (FRO), Ink (INK), Latte (LAB), Night (BLK), Sand (SND), Scarlet (SAR), and Shadow (SHW).
- Duet arms will match the specified polypropylene color.
- Sidero, Sonic and Vion arm models are standard in Black only.
- Sonic is available in the following frame finishes: Chrome (CHM), Black (TBL), Buzz Blue (TBZ), Cactus (TCC), Carrot (TCR), Dijon (TDJ), Designer White (TDW), Eggplant (TEG), Fog (TFO), Frost (TFR), Ink (TIN), Cloud (TIV), Kalua (TKA), Latte (TLA), Mocha (TMO), Nevada (TNE), Toast (TOA), Shadow (TSH), Sand (TSN), Scarlet (TSR) and Tungsten (TTU). Please specify
- Duet and Popcorn are standard in a Chrome (CH) frame finish. Sidero and Vion are standard in Black (BK) frame finish.
- Beam seating laminate table tops are available in Absolute Acajou (ACJ), Asian Night (ASN), Avant Cherry (AWC), Avant Honey (AWH), Brushed Cobalt (BRC), Clear Maple (CMB), Dark Espresso (DES), Designer White (DWT), Hayden Grey (HGT), Noce Biondo (NBL), Noce Grigio (NGL), Noce Leggero (NEL), Noce Medio (NML), (HGT), Tiger Walnut (TWL), Walnut Heights (WHE), Winter Cherry (WCR), White Chocolate (WHC). Please specify. No upcharge.

**SAMPLE LAYOUTS**

**VON501 - Shown**



Approximate dimensions: 74”W x 24”D

| Kit Layout    | Description   | Total (Grd. 1) |
|---------------|---|----------------|
| <b>VON501</b> | <b>Vion armless seat units with Beam components:</b><br>6340 (3 seats), 6500S3 (1 beam) | <b>\$3,380</b> |
| DUT501        | Duet armless seat units with Beam components:<br>6691 (3 seats), 6500S3 (1 beam)        | \$1,799        |
| POP501        | Popcorn armless seat units with Beam components:<br>6717 (3 seats), 6500S3 (1 beam)     | \$1,925        |
| SID501        | Sidero armless seat units with Beam components:<br>6931 (3 seats), 6500S3 (1 beam)      | \$2,867        |
| SON501        | Sonic armless seat units with Beam components:<br>6501 (3 seats), 6500S3 (1 beam)       | \$2,186        |

\*See next pages for individual model description, dimensions and starting list price.

**SON502 - Shown**



Approximate dimensions: 100”W x 24”D

| Kit Layout    | Description   | Total (Grd. 1) |
|---------------|---|----------------|
| <b>SON502</b> | <b>Sonic arm seat units with Beam components:</b><br>6506 (4 seats), 6500S4 (1 beam)  | <b>\$3,721</b> |
| DUT502        | Duet arm seat units with Beam components:<br>6690 (4 seats), 6500S4 (1 beam)  | \$2,901        |
| POP502        | Popcorn armless seat units with Universal arms and Beam components:<br>6717 (4 seats), 6500S4 (1 beam), and 6500A8 (5 arms) | \$3,426        |
| SID502        | Sidero arm seat units with Beam components:<br>6930 (4 seats), 6500S4 (1 beam)  | \$4,124        |
| VON502        | Vion arm seat units with Beam components:<br>6342 (4 seats), 6500S4 (1 beam)  | \$4,313        |

\*See next pages for individual model description, dimensions and starting list price.

**SAMPLE LAYOUTS**

**DUT503 - Shown**



Approximate dimensions: 100"W x 24"D

| Kit Layout    | Description   | Total (Grd. 1) |
|---------------|---|----------------|
| <b>DUT503</b> | <b>Duet armless seat units with Beam components:</b><br>6691 (3 seats), 6500S4 (1 beam), 6507 (1 table) | <b>\$2,478</b> |
| POP503        | Popcorn armless seat units with Beam components:<br>6717 (3 seats), 6500S4 (1 beam), 6507 (1 table)     | \$2,604        |
| SID503        | Sidero armless seat units with Beam components:<br>6931 (3 seats), 6500S4 (1 beam), 6507 (1 table)      | \$3,546        |
| SON503        | Sonic armless seat units with Beam components:<br>6501 (3 seats), 6500S4 (1 beam), 6507 (1 table)       | \$2,865        |
| VON503        | Vion armless seat units with Beam components:<br>6340 (3 seats), 6500S4 (1 beam), 6507 (1 table)        | \$4,059        |

\*See next pages for individual model description, dimensions and starting list price.

**POP504 - Shown**



Approximate dimensions: 122"W x 24"D

| Kit Layout    | Description   | Total (Grd. 1) |
|---------------|---|----------------|
| <b>POP504</b> | <b>Popcorn seat units with Universal arms and Beam components:</b><br>6717 (4 seats), 6500A8 (6 arms), 6500S3 (1 beam), 6500A2 (1 beam), 6507 (1 table), 6591B (1 Module) | <b>\$4,756</b> |
| DUT504        | Duet arm seat units with Beam components: 6690 (4 seats), 6500S3 (1 beam), 6500A2 (1 beam), 6507 (1 table), 6591B (1 Module)  | \$4,070        |
| SID504        | Sidero arm seat units with Beam components: 6930 (4 seats), 6500S3 (1 beam), 6500A2 (1 beam), 6507 (1 table), 6591B (1 Module)  | \$5,290        |
| SON504        | Sonic arm seat units with Beam components: 6504 (4 seats), 6500S3 (1 beam), 6500A2 (1 beam), 6507 (1 table), 6591B (1 Module)   | \$4,450        |
| VON504        | Vion arm seat units with Beam components: 6342 (4 seats), 6500S3 (1 beam), 6500A2 (1 beam), 6507 (1 table), 6591B (1 Module)  | \$5,482        |

\*See next pages for individual model description, dimensions and starting list price.

**SID505 - Shown**



Approximate dimensions: 147"W x 24"D

| Kit Layout    | Description  | Total (Grd. 1) |
|---------------|--|----------------|
| <b>SID505</b> | <b>Sidero armless seat units with Beam components:</b><br>6931 (4 seats), 6500S3 (1 beam), 6500A3 (1 beam), 6507 (2 table) | <b>\$4,926</b> |
| DUT505        | Duet armless seat units with Beam components:<br>6691 (4 seats), 6500S3 (1 beam), 6500A3 (1 beam), 6507 (2 table)          | \$3,502        |
| POP505        | Popcorn armless seat units with Beam components:<br>6717 (4 seats), 6500S3 (1 beam), 6500A3 (1 beam), 6507 (2 table)       | \$3,670        |
| SON505        | Sonic armless seat units with Beam components:<br>6501 (4 seats), 6500S3 (1 beam), 6500A3 (1 beam), 6507 (2 table)         | \$4,018        |
| VON505        | Vion armless seat units with Beam components:<br>6340 (4 seats), 6500S3 (1 beam), 6500A3 (1 beam), 6507 (2 table)          | \$5,650        |

\*See next pages for individual model description, dimensions and starting list price.

**VON506 - Shown**



Approximate dimensions: 103"W x 103"D

| Kit Layout    | Description   | Total (Grd. 1) |
|---------------|---|----------------|
| <b>VON506</b> | <b>Vion arm seat units with Beam components:</b><br>6342 (6 seats), 6500S3 (2 beams), 6507-T2 (1 table), 6500A9 (1 Connector)                                     | <b>\$7,142</b> |
| DUT504        | Duet arm seat units with Beam components:<br>6690 (6 seats), 6500S3 (2 beams), 6507-T2 (1 table), 6500A9 (1 Connector)  | \$5,024        |
| POP505        | Popcorn armless seat units with Universal arms and Beam components:<br>6717 (6 seats), 6500A8 (8 arms), 6500S3 (2 beams), 6507-T2 (1 table), 6500A9 (1 Connector) | \$5,892        |
| SID504        | Sidero arm seat units with Beam components:<br>6930 (6 seats), 6500S3 (2 beams), 6507-T2 (1 table), 6500A9 (1 Connector)  | \$6,854        |
| SON504        | Sonic arm seat units with Beam components:<br>6504 (6 seats), 6500S3 (2 beams), 6507-T2 (1 table), 6500A9 (1 Connector)   | \$5,594        |

\*See next pages for individual model description, dimensions and starting list price.

**SAMPLE LAYOUTS**

**SON507 - Shown**



Approximate dimensions: 103"W x 103"D

| Kit Layout    | Description  | Total (Grd. 1) |
|---------------|--|----------------|
| <b>SON507</b> | <b>Sonic arm seat units with Beam components:</b><br>6506 (6 seats), 6500S3 (2 beams), 6507-T2 (1 table), 6500A9 (1 connector)                                       | <b>\$6,254</b> |
| DUT507        | Duet arm seat units with Beam components:<br>6690 (6 seats), 6500S3 (2 beams), 6507-T2 (1 table), 6500A9 (1 connector)   | \$5,024        |
| POP507        | Popcorn armless seat units with Universal arms and Beam components:<br>6717 (6 seats), 6500S3 (2 beams), 6507-T2 (1 table), 6500A9 (1 connector) and 6500A8 (8 arms) | \$5,892        |
| SID507        | Sidero arm seat units with Beam components:<br>6930 (6 seats), 6500S3 (2 beams), 6507-T2 (1 table), 6500A9 (1 connector)   | \$6,854        |
| VON507        | Vion arm seat units with Beam components:<br>6342 (6 seats), 6500S3 (2 beams), 6507-T2 (1 table), 6500A9 (1 connector)   | \$7,142        |

\*See next pages for individual model description, dimensions and starting list price.

**DUT508 - Shown**

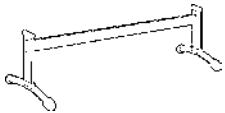


Approximate dimensions: 131"W x 78"D

| Kit Layout    | Description  | Total (Grd. 1) |
|---------------|--|----------------|
| <b>DUT508</b> | <b>Duet armless seat units with Beam components:</b><br>6691 (7 seats), 6500S3 (1 Beam), 6500S2 (2 Beams), 6507-T2 (2 Tables), 6500A9 (2 Connector), 6591B (2 Modules) | <b>\$7,257</b> |
| POP508        | Popcorn armless seat units with Beam components:<br>6717 (7 seats), 6500S3 (1 Beam), 6500S2 (2 Beams), 6507-T2 (2 Tables), 6500A9 (2 Connector), 6591B (2 Modules)     | \$7,551        |
| SID508        | Sidero armless seat units with Beam components:<br>6931 (7 seats), 6500S3 (1 Beam), 6500S2 (2 Beams), 6507-T2 (2 Tables), 6500A9 (2 Connector), 6591B (2 Modules)      | \$9,749        |
| SON508        | Sonic armless seat units with Beam components:<br>6501 (7 seats), 6500S3 (1 Beam), 6500S2 (2 Beams), 6507-T2 (2 Tables), 6500A9 (2 Connector), 6591B (2 Modules)       | \$8,160        |
| VON507        | Vion armless seat units with Beam components:<br>6340 (7 seats), 6500S3 (1 Beam), 6500S2 (2 Beams), 6507-T2 (2 Tables), 6500A9 (2 Connector), 6591B (2 Modules)        | \$10,946       |

\*See next pages for individual model description, dimensions and starting list price.

| DESCRIPTION | FEATURES | MODEL# | STANDARD TEXTILE GRADES |   |   |   |   |   |   |   |   |    |    |    |
|-------------|----------|--------|-------------------------|---|---|---|---|---|---|---|---|----|----|----|
|             |          |        | 1                       | 2 | 3 | 4 | 5 | 6 | 7 | 8 | 9 | 10 | 11 | 12 |



**Beam - Accommodates 2 Seats**  
COM Yardage: N/A  
Freight Class: 250  
Product Weight (lbs.): 37  
Cubic Feet Per Carton: 11 (1 per carton)


Freestanding

|               |       |   |   |   |   |   |   |   |   |   |   |   |   |
|---------------|-------|---|---|---|---|---|---|---|---|---|---|---|---|
| <b>6500S2</b> | \$748 | - | - | - | - | - | - | - | - | - | - | - | - |
|---------------|-------|---|---|---|---|---|---|---|---|---|---|---|---|

| OVERALL DIMENSIONS |   |   | SEAT DIMENSIONS |   |   | BACK DIMENSIONS |   |
|--------------------|---|---|-----------------|---|---|-----------------|---|
| W                  | D | H | W               | D | H | W               | H |

|      |    |    |   |   |   |   |   |
|------|----|----|---|---|---|---|---|
| 49.5 | 24 | 16 | - | - | - | - | - |
|------|----|----|---|---|---|---|---|

**RTA 00**



**Beam - Accommodates 3 Seats**  
COM Yardage: N/A  
Freight Class: 250  
Product Weight (lbs.): 43  
Cubic Feet Per Carton: 16 (1 per carton)

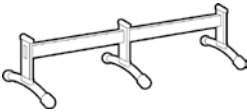




Freestanding

|               |       |   |   |   |   |   |   |   |   |   |   |   |
|---------------|-------|---|---|---|---|---|---|---|---|---|---|---|
| <b>6500S3</b> | \$863 | - | - | - | - | - | - | - | - | - | - | - |
|---------------|-------|---|---|---|---|---|---|---|---|---|---|---|

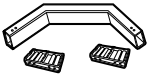






| OVERALL DIMENSIONS |   |   | SEAT DIMENSIONS |   |   | BACK DIMENSIONS |   |
|--------------------|---|---|-----------------|---|---|-----------------|---|
| W                  | D | H | W               | D | H | W               | H |









|    |    |    |   |   |   |   |   |
|----|----|----|---|---|---|---|---|
| 74 | 24 | 16 | - | - | - | - | - |
|----|----|----|---|---|---|---|---|

**RTA 00**









| DESCRIPTION   | FEATURES                                | MODEL#                    | STANDARD TEXTILE GRADES |          |                        |          |          |                        |          |   |   |    |    |    |   |
|---|---|---------------------------|-------------------------|----------|------------------------|----------|----------|------------------------|----------|---|---|----|----|----|---|
|   |   |                           | 1                       | 2        | 3                      | 4        | 5        | 6                      | 7        | 8 | 9 | 10 | 11 | 12 |   |
|  <p><b>Beam - Accommodates 4 Seats</b><br/>COM Yardage: N/A<br/>Freight Class: 250<br/>Product Weight (lbs.): 58<br/>Cubic Feet Per Carton: 22 (1 per carton)</p>              | Freestanding                            | 6500S4                    | \$1205                  | -        | -                      | -        | -        | -                      | -        | - | - | -  | -  | -  | - |
|   |   | <b>OVERALL DIMENSIONS</b> |                         |          | <b>SEAT DIMENSIONS</b> |          |          | <b>BACK DIMENSIONS</b> |          |   |   |    |    |    |   |
|   |   | <b>W</b>                  | <b>D</b>                | <b>H</b> | <b>W</b>               | <b>D</b> | <b>H</b> | <b>W</b>               | <b>H</b> |   |   |    |    |    |   |
|   |   | 100                       | 24                      | 16       | -                      | -        | -        | -                      | -        |   |   |    |    |    |   |
|   |   |                           | <b>RTA 00</b>           |          |                        |          |          |                        |          |   |   |    |    |    |   |
|  <p><b>Beam Extender - Accommodates 2 Seats</b><br/>COM Yardage: N/A<br/>Freight Class: 85<br/>Product Weight (lbs.): 36<br/>Cubic Feet Per Carton: 10.5 (1 per carton)</p>    | Not Freestanding.<br>Includes hardware. | 6500A2                    | \$571                   | -        | -                      | -        | -        | -                      | -        | - | - | -  | -  | -  | - |
|   |   | <b>OVERALL DIMENSIONS</b> |                         |          | <b>SEAT DIMENSIONS</b> |          |          | <b>BACK DIMENSIONS</b> |          |   |   |    |    |    |   |
|   |   | <b>W</b>                  | <b>D</b>                | <b>H</b> | <b>W</b>               | <b>D</b> | <b>H</b> | <b>W</b>               | <b>H</b> |   |   |    |    |    |   |
|   |   | 47.5                      | 24                      | 16       | -                      | -        | -        | -                      | -        |   |   |    |    |    |   |
|   |   |                           | <b>RTA 00</b>           |          |                        |          |          |                        |          |   |   |    |    |    |   |
|  <p><b>Beam Extender - Accommodates 3 Seats</b><br/>COM Yardage: N/A<br/>Freight Class: 85<br/>Product Weight (lbs.): 43<br/>Cubic Feet Per Carton: 16 (1 per carton)</p>     | Not Freestanding.<br>Includes hardware. | 6500A3                    | \$717                   | -        | -                      | -        | -        | -                      | -        | - | - | -  | -  | -  | - |
|   |   | <b>OVERALL DIMENSIONS</b> |                         |          | <b>SEAT DIMENSIONS</b> |          |          | <b>BACK DIMENSIONS</b> |          |   |   |    |    |    |   |
|   |   | <b>W</b>                  | <b>D</b>                | <b>H</b> | <b>W</b>               | <b>D</b> | <b>H</b> | <b>W</b>               | <b>H</b> |   |   |    |    |    |   |
|   |   | 72                        | 24                      | 16       | -                      | -        | -        | -                      | -        |   |   |    |    |    |   |
|   |   |                           | <b>RTA 00</b>           |          |                        |          |          |                        |          |   |   |    |    |    |   |
|  <p><b>Beam Extender - Accommodates 4 Seats</b><br/>COM Yardage: N/A<br/>Freight Class: 85<br/>Product Weight (lbs.): 58<br/>Cubic Feet Per Carton: 21.75 (1 per carton)</p> | Not Freestanding.<br>Includes hardware. | 6500A4                    | \$1074                  | -        | -                      | -        | -        | -                      | -        | - | - | -  | -  | -  | - |
|   |   | <b>OVERALL DIMENSIONS</b> |                         |          | <b>SEAT DIMENSIONS</b> |          |          | <b>BACK DIMENSIONS</b> |          |   |   |    |    |    |   |
|   |   | <b>W</b>                  | <b>D</b>                | <b>H</b> | <b>W</b>               | <b>D</b> | <b>H</b> | <b>W</b>               | <b>H</b> |   |   |    |    |    |   |
|   |   | 98                        | 24                      | 16       | -                      | -        | -        | -                      | -        |   |   |    |    |    |   |
|   |   |                           | <b>RTA 00</b>           |          |                        |          |          |                        |          |   |   |    |    |    |   |
|  <p><b>Universal Aluminum Arm w/Pad</b><br/>COM Yardage: N/A<br/>Freight Class: 85<br/>Product Weight (lbs.): 3.5<br/>Cubic Feet Per Carton: 0.5 (1 per carton)</p>          | Includes hardware.                      | 6500A8                    | \$161                   | -        | -                      | -        | -        | -                      | -        | - | - | -  | -  | -  | - |
|   |   | <b>OVERALL DIMENSIONS</b> |                         |          | <b>SEAT DIMENSIONS</b> |          |          | <b>BACK DIMENSIONS</b> |          |   |   |    |    |    |   |
|   |   | <b>W</b>                  | <b>D</b>                | <b>H</b> | <b>W</b>               | <b>D</b> | <b>H</b> | <b>W</b>               | <b>H</b> |   |   |    |    |    |   |
|   |   | 2.5                       | 10                      | 14       | -                      | -        | -        | -                      | -        |   |   |    |    |    |   |
|   |   |                           | <b>RTA 00</b>           |          |                        |          |          |                        |          |   |   |    |    |    |   |















| DESCRIPTION  | FEATURES                                 | MODEL#                    | STANDARD TEXTILE GRADES   |          |                        |          |          |                        |          |   |   |    |    |    |  |
|--|--|---------------------------|---|----------|------------------------|----------|----------|------------------------|----------|---|---|----|----|----|--|
|  |  |                           | 1   | 2        | 3                      | 4        | 5        | 6                      | 7        | 8 | 9 | 10 | 11 | 12 |  |
|  <p><b>Corner Connector Beam</b><br/>COM Yardage: N/A<br/>Freight Class: 85<br/>Product Weight (lbs.): 9<br/>Cubic Feet Per Carton: 0.07 (1 per carton)</p>     | Not Freestanding.<br>Includes hardware.  | 6500A9                    | \$313   | -        | -                      | -        | -        | -                      | -        | - | - | -  | -  | -  |  |
|  |  | <b>OVERALL DIMENSIONS</b> |   |          | <b>SEAT DIMENSIONS</b> |          |          | <b>BACK DIMENSIONS</b> |          |   |   |    |    |    |  |
|  |  | <b>W</b>                  | <b>D</b>  | <b>H</b> | <b>W</b>               | <b>D</b> | <b>H</b> | <b>W</b>               | <b>H</b> |   |   |    |    |    |  |
|  |  | 1.75                      | 24  | 3.25     | -                      | -        | -        | -                      | -        |   |   |    |    |    |  |
|  |  |                           | <b>RTA 00</b>   |          |                        |          |          |                        |          |   |   |    |    |    |  |
|  <p><b>Bolt Down Kit</b><br/>COM Yardage: N/A<br/>Freight Class: 85<br/>Product Weight (lbs.): 8<br/>Cubic Feet Per Carton: 0.6 (1 per carton)</p>              | Set of 4 brackets.<br>Includes hardware. | 6500BD                    | \$148   | -        | -                      | -        | -        | -                      | -        | - | - | -  | -  |    |  |
|  |  | <b>OVERALL DIMENSIONS</b> |   |          | <b>SEAT DIMENSIONS</b> |          |          | <b>BACK DIMENSIONS</b> |          |   |   |    |    |    |  |
|  |  | <b>W</b>                  | <b>D</b>  | <b>H</b> | <b>W</b>               | <b>D</b> | <b>H</b> | <b>W</b>               | <b>H</b> |   |   |    |    |    |  |
|  |  | 17.75                     | 17.75   | 1        | -                      | -        | -        | -                      | -        |   |   |    |    |    |  |
|  |  |                           | <b>RTA 00</b>   |          |                        |          |          |                        |          |   |   |    |    |    |  |
|  |  |                           |    |          |                        |          |          |                        |          |   |   |    |    |    |  |
|  <p><b>Power Module</b><br/>COM Yardage: N/A<br/>Freight Class: 85<br/>Product Weight (lbs.): 3.2<br/>Cubic Feet Per Carton: 0.5 (1 per carton)</p>             | Under mount, 10 ft. cord.<br>Black only. | 6591B                     | \$603   | -        | -                      | -        | -        | -                      | -        | - | - | -  | -  |    |  |
|  |  | <b>OVERALL DIMENSIONS</b> |   |          | <b>SEAT DIMENSIONS</b> |          |          | <b>BACK DIMENSIONS</b> |          |   |   |    |    |    |  |
|  |  | <b>W</b>                  | <b>D</b>  | <b>H</b> | <b>W</b>               | <b>D</b> | <b>H</b> | <b>W</b>               | <b>H</b> |   |   |    |    |    |  |
|  |  | 21                        | 21  | 1        | -                      | -        | -        | -                      | -        |   |   |    |    |    |  |
|  |  |                           | <b>RTA 00</b>   |          |                        |          |          |                        |          |   |   |    |    |    |  |
|  <p><b>End Table Top</b><br/>COM Yardage: N/A<br/>Freight Class: 85<br/>Product Weight (lbs.): 8<br/>Cubic Feet Per Carton: 0.6 (1 per carton)</p>            | Includes hardware.<br>Use on beams.      | 6507                      | \$337   | -        | -                      | -        | -        | -                      | -        | - | - | -  | -  |    |  |
|  |  | <b>OVERALL DIMENSIONS</b> |   |          | <b>SEAT DIMENSIONS</b> |          |          | <b>BACK DIMENSIONS</b> |          |   |   |    |    |    |  |
|  |  | <b>W</b>                  | <b>D</b>  | <b>H</b> | <b>W</b>               | <b>D</b> | <b>H</b> | <b>W</b>               | <b>H</b> |   |   |    |    |    |  |
|  |  | 17.75                     | 17.75   | 1        | -                      | -        | -        | -                      | -        |   |   |    |    |    |  |
|  |  |                           | <b>RTA 00</b>   |          |                        |          |          |                        |          |   |   |    |    |    |  |
|  |  |                           |  |          |                        |          |          |                        |          |   |   |    |    |    |  |
|  <p><b>Square Corner Table Top</b><br/>COM Yardage: N/A<br/>Freight Class: 85<br/>Product Weight (lbs.): 14<br/>Cubic Feet Per Carton: 1.9 (1 per carton)</p> | Includes hardware.<br>Use on beams.      | 6507-T1                   | 400   | -        | -                      | -        | -        | -                      | -        | - | - | -  | -  |    |  |
|  |  | <b>OVERALL DIMENSIONS</b> |   |          | <b>SEAT DIMENSIONS</b> |          |          | <b>BACK DIMENSIONS</b> |          |   |   |    |    |    |  |
|  |  | <b>W</b>                  | <b>D</b>  | <b>H</b> | <b>W</b>               | <b>D</b> | <b>H</b> | <b>W</b>               | <b>H</b> |   |   |    |    |    |  |
|  |  | 21                        | 21  | 1        | -                      | -        | -        | -                      | -        |   |   |    |    |    |  |
|  |  |                           | <b>RTA 00</b>   |          |                        |          |          |                        |          |   |   |    |    |    |  |

| DESCRIPTION  | FEATURES  | MODEL#         | STANDARD TEXTILE GRADES   |          |          |                        |          |          |                        |          |       |       |        |        |
|--|---|----------------|---|----------|----------|------------------------|----------|----------|------------------------|----------|-------|-------|--------|--------|
|  |   |                | 1   | 2        | 3        | 4                      | 5        | 6        | 7                      | 8        | 9     | 10    | 11     | 12     |
|  <p><b>Radius Corner Table Top</b><br/>COM Yardage: N/A<br/>Freight Class: 85<br/>Product Weight (lbs.): 14<br/>Cubic Feet Per Carton: 1.9 (1 per carton)</p> | Includes hardware.<br>Use on beams.                 | <b>6507-T2</b> | \$441   | -        | -        | -                      | -        | -        | -                      | -        | -     | -     | -      |        |
|  |   |                | <b>OVERALL DIMENSIONS</b>   |          |          | <b>SEAT DIMENSIONS</b> |          |          | <b>BACK DIMENSIONS</b> |          |       |       |        |        |
|  |   |                | <b>W</b>  | <b>D</b> | <b>H</b> | <b>W</b>               | <b>D</b> | <b>H</b> | <b>W</b>               | <b>H</b> |       |       |        |        |
|  |   |                | 21  | 21       | 1        | -                      | -        | -        | -                      | -        |       |       |        |        |
|  |   |                | <b>RTA 00</b>   |          |          |                        |          |          |                        |          |       |       |        |        |
|  <p><b>Coffee Table</b><br/>COM Yardage: N/A<br/>Freight Class: 85<br/>Product Weight (lbs.): 52<br/>Cubic Feet Per Carton: 12.25 (1 per carton)</p>          |   | <b>6507-CT</b> | \$975   | -        | -        | -                      | -        | -        | -                      | -        | -     | -     | -      |        |
|  |   |                | <b>OVERALL DIMENSIONS</b>   |          |          | <b>SEAT DIMENSIONS</b> |          |          | <b>BACK DIMENSIONS</b> |          |       |       |        |        |
|  |   |                | <b>W</b>  | <b>D</b> | <b>H</b> | <b>W</b>               | <b>D</b> | <b>H</b> | <b>W</b>               | <b>H</b> |       |       |        |        |
|  |   |                | 24  | 42       | 17.5     | -                      | -        | -        | -                      | -        |       |       |        |        |
|  |   |                | <b>RTA 00</b>   |          |          |                        |          |          |                        |          |       |       |        |        |
|  <p><b>Seat Unit w/Arms</b><br/>COM Yardage: N/A<br/>Freight Class: 250<br/>Product Weight (lbs.): 19<br/>Cubic Feet Per Carton: 4.88 (2 per carton)</p>      | <b>Duet</b><br>Use with beams.                      | <b>6690</b>    | \$424   | -        | -        | -                      | -        | -        | -                      | -        | -     | -     |        |        |
|  |   |                | <b>OVERALL DIMENSIONS</b>   |          |          | <b>SEAT DIMENSIONS</b> |          |          | <b>BACK DIMENSIONS</b> |          |       |       |        |        |
|  |   |                | <b>W</b>  | <b>D</b> | <b>H</b> | <b>W</b>               | <b>D</b> | <b>H</b> | <b>W</b>               | <b>H</b> |       |       |        |        |
|  |   |                | 25.5  | 21       | 18       | 18                     | 17.5     | -        | 18                     | 16       |       |       |        |        |
|  |   |                | <b>RTA 00</b>  |          |          |                        |          |          |                        |          |       |       |        |        |
|  <p><b>Armless Seat Unit</b><br/>COM Yardage: N/A<br/>Freight Class: 150<br/>Product Weight (lbs.): 18<br/>Cubic Feet Per Carton: 3.25 (2 per carton)</p>   | <b>Duet</b><br>Use with beams.                      | <b>6691</b>    | \$312   | -        | -        | -                      | -        | -        | -                      | -        | -     | -     |        |        |
|  |   |                | <b>OVERALL DIMENSIONS</b>   |          |          | <b>SEAT DIMENSIONS</b> |          |          | <b>BACK DIMENSIONS</b> |          |       |       |        |        |
|  |   |                | <b>W</b>  | <b>D</b> | <b>H</b> | <b>W</b>               | <b>D</b> | <b>H</b> | <b>W</b>               | <b>H</b> |       |       |        |        |
|  |   |                | 18  | 21       | 18       | 18                     | 17.5     | -        | 18                     | 16       |       |       |        |        |
|  |   |                | <b>RTA 00</b>  |          |          |                        |          |          |                        |          |       |       |        |        |
|  <p><b>Seat Unit w/Arms</b><br/>COM Yardage: 0.75<br/>Freight Class: 250<br/>Product Weight (lbs.): 19<br/>Cubic Feet Per Carton: 4.88 (2 per carton)</p>   | <b>Duet</b><br>Upholstered Seat.<br>Use with beams. | <b>6692</b>    | \$519   | \$557    | \$586    | \$627                  | \$687    | \$705    | \$760                  | \$856    | \$906 | \$998 | \$1121 | \$1275 |
|  |   |                | <b>OVERALL DIMENSIONS</b>   |          |          | <b>SEAT DIMENSIONS</b> |          |          | <b>BACK DIMENSIONS</b> |          |       |       |        |        |
|  |   |                | <b>W</b>  | <b>D</b> | <b>H</b> | <b>W</b>               | <b>D</b> | <b>H</b> | <b>W</b>               | <b>H</b> |       |       |        |        |
|  |   |                | 25.5  | 21       | 18       | 18                     | 17.5     | -        | 18                     | 16       |       |       |        |        |
|  |   |                | <b>RTA 00</b>  |          |          |                        |          |          |                        |          |       |       |        |        |

| DESCRIPTION  | FEATURES   | MODEL#      | STANDARD TEXTILE GRADES   |   |          |                        |          |          |                        |          |       |        |        |        |
|--|--|-------------|---|---|----------|------------------------|----------|----------|------------------------|----------|-------|--------|--------|--------|
|  |  |             | 1   | 2   | 3        | 4                      | 5        | 6        | 7                      | 8        | 9     | 10     | 11     | 12     |
| <br><br><b>Armless Seat Unit</b><br>COM Yardage: 0.75<br>Freight Class: 150<br>Product Weight (lbs.): 19<br>Cubic Feet Per Carton: 3.25 (2 per carton)  | <b>Duet</b><br>Upholstered Seat.<br>Use with beams.                          | <b>6693</b> | \$403   | \$441   | \$469    | \$511                  | \$570    | \$589    | \$642                  | \$740    | \$790 | \$880  | \$1005 | \$1158 |
|  |  |             | <b>OVERALL DIMENSIONS</b>   |   |          | <b>SEAT DIMENSIONS</b> |          |          | <b>BACK DIMENSIONS</b> |          |       |        |        |        |
|  |  |             | <b>W</b>  | <b>D</b>  | <b>H</b> | <b>W</b>               | <b>D</b> | <b>H</b> | <b>W</b>               | <b>H</b> |       |        |        |        |
|  |  |             | 18  | 21  | 18       | 18                     | 17.5     | -        | 18                     | 16       |       |        |        |        |
|  |  |             |    |    |          |                        |          |          |                        |          |       |        |        |        |
| <br><br><b>Seat Unit w/Arms</b><br>COM Yardage: 0.75<br>Freight Class: 150<br>Product Weight (lbs.): 20<br>Cubic Feet Per Carton: 4.88 (2 per carton)   | <b>Duet</b><br>Upholstered Seat and Back.<br>Use with beams.                 | <b>6697</b> | \$550   | \$588   | \$616    | \$658                  | \$717    | \$736    | \$789                  | \$887    | \$937 | \$1027 | \$1152 | \$1305 |
|  |  |             | <b>OVERALL DIMENSIONS</b>   |   |          | <b>SEAT DIMENSIONS</b> |          |          | <b>BACK DIMENSIONS</b> |          |       |        |        |        |
|  |  |             | <b>W</b>  | <b>D</b>  | <b>H</b> | <b>W</b>               | <b>D</b> | <b>H</b> | <b>W</b>               | <b>H</b> |       |        |        |        |
|  |  |             | 25.5  | 21  | 18       | 18                     | 17.5     | -        | 18                     | 16       |       |        |        |        |
|  |  |             |    |    |          |                        |          |          |                        |          |       |        |        |        |
| <br><br><b>Armless Seat Unit</b><br>COM Yardage: 0.75<br>Freight Class: 150<br>Product Weight (lbs.): 19<br>Cubic Feet Per Carton: 3.25 (2 per carton)  | <b>Duet</b><br>Upholstered Seat and Back.<br>Use with beams.                 | <b>6698</b> | \$449   | \$487   | \$516    | \$557                  | \$617    | \$635    | \$690                  | \$788    | \$836 | \$928  | \$1051 | \$1205 |
|  |  |             | <b>OVERALL DIMENSIONS</b>   |   |          | <b>SEAT DIMENSIONS</b> |          |          | <b>BACK DIMENSIONS</b> |          |       |        |        |        |
|  |  |             | <b>W</b>  | <b>D</b>  | <b>H</b> | <b>W</b>               | <b>D</b> | <b>H</b> | <b>W</b>               | <b>H</b> |       |        |        |        |
|  |  |             | 18  | 21  | 18       | 18                     | 17.5     | -        | 18                     | 16       |       |        |        |        |
|  |  |             |  |  |          |                        |          |          |                        |          |       |        |        |        |
| <br><br><b>Armless Seat Unit</b><br>COM Yardage: N/A<br>Freight Class: 150<br>Product Weight (lbs.): 17<br>Cubic Feet Per Carton: 6.5 (2 per carton)  | <b>Popcorn</b><br>Polypropylene Seat and Back.<br>use with beam              | <b>6717</b> | 354   | -   | -        | -                      | -        | -        | -                      | -        | -     | -      | -      | -      |
|  |  |             | <b>OVERALL DIMENSIONS</b>   |   |          | <b>SEAT DIMENSIONS</b> |          |          | <b>BACK DIMENSIONS</b> |          |       |        |        |        |
|  |  |             | <b>W</b>  | <b>D</b>  | <b>H</b> | <b>W</b>               | <b>D</b> | <b>H</b> | <b>W</b>               | <b>H</b> |       |        |        |        |
|  |  |             | 20  | 21  | 18       | 18                     | 18       | -        | 19.5                   | 16       |       |        |        |        |
|  |  |             |  |   |          |                        |          |          |                        |          |       |        |        |        |
| <br><br><b>Armless Seat Unit</b><br>COM Yardage: 0.75<br>Freight Class: 150<br>Product Weight (lbs.): 18<br>Cubic Feet Per Carton: 6.5 (2 per carton) | <b>Popcorn</b><br>Upholstered Seat and Polypropylene Back.<br>Use with beam. | <b>6719</b> | 462   | 496   | 518      | 551                    | 599      | 621      | 667                    | 735      | 789   | 849    | 970    | 1102   |
|  |  |             | <b>OVERALL DIMENSIONS</b>   |   |          | <b>SEAT DIMENSIONS</b> |          |          | <b>BACK DIMENSIONS</b> |          |       |        |        |        |
|  |  |             | <b>W</b>  | <b>D</b>  | <b>H</b> | <b>W</b>               | <b>D</b> | <b>H</b> | <b>W</b>               | <b>H</b> |       |        |        |        |
|  |  |             | 20  | 21  | 18       | 18                     | 18       | -        | 19.5                   | 16       |       |        |        |        |
|  |  |             |  |   |          |                        |          |          |                        |          |       |        |        |        |

| DESCRIPTION   | FEATURES   | MODEL#                    | STANDARD TEXTILE GRADES   |          |                        |          |          |                        |          |       |       |       |        |        |  |
|---|--|---------------------------|---|----------|------------------------|----------|----------|------------------------|----------|-------|-------|-------|--------|--------|--|
|   |  |                           | 1   | 2        | 3                      | 4        | 5        | 6                      | 7        | 8     | 9     | 10    | 11     | 12     |  |
| <br><br><b>Seat Unit w/Arms</b><br>COM Yardage: 1.25<br>Freight Class: 300<br>Product Weight (lbs.): 20<br>Cubic Feet Per Carton: 9.75                   | <b>Sidero</b><br>Upholstered Seat and Back.<br>Use with beam.              | <b>6930</b>               | 729   | 779      | 818                    | 875      | 954      | 992                    | 1065     | 1181  | 1271  | 1370  | 1575   | 1790   |  |
|   |  | <b>OVERALL DIMENSIONS</b> |   |          | <b>SEAT DIMENSIONS</b> |          |          | <b>BACK DIMENSIONS</b> |          |       |       |       |        |        |  |
|   |  | <b>W</b>                  | <b>D</b>  | <b>H</b> | <b>W</b>               | <b>D</b> | <b>H</b> | <b>W</b>               | <b>H</b> |       |       |       |        |        |  |
|   |  | 25.5                      | 23.5  | 19       | 19.5                   | 18       | -        | 19                     | 15.5     |       |       |       |        |        |  |
|   |  |                           | <b>RTA 00</b>   |          |                        |          |          |                        |          |       |       |       |        |        |  |
| <br><br><b>Armless Seat Unit</b><br>COM Yardage: 1.25<br>Freight Class: 300<br>Product Weight (lbs.): 18<br>Cubic Feet Per Carton: 9.75                  | <b>Sidero</b><br>Upholstered Seat and Back.<br>Use with beam.              | <b>6931</b>               | 668   | 718      | 757                    | 814      | 893      | 931                    | 1004     | 1120  | 1210  | 1309  | 1514   | 1729   |  |
|   |  | <b>OVERALL DIMENSIONS</b> |   |          | <b>SEAT DIMENSIONS</b> |          |          | <b>BACK DIMENSIONS</b> |          |       |       |       |        |        |  |
|   |  | <b>W</b>                  | <b>D</b>  | <b>H</b> | <b>W</b>               | <b>D</b> | <b>H</b> | <b>W</b>               | <b>H</b> |       |       |       |        |        |  |
|   |  | 21                        | 23.5  | 19       | 19.5                   | 18       | -        | 19                     | 15.5     |       |       |       |        |        |  |
|   |  |                           | <b>RTA 00</b>   |          |                        |          |          |                        |          |       |       |       |        |        |  |
| <br><br><b>Armless Seat Unit</b><br>COM Yardage: N/A<br>Freight Class: 250<br>Product Weight (lbs.): 12<br>Cubic Feet Per Carton: 3.25 (2 per carton)   | <b>Sonic</b><br>Polypropylene Seat and Back.<br>Use with Beam.             | <b>6501</b>               | \$441   | -        | -                      | -        | -        | -                      | -        | -     | -     | -     | -      | -      |  |
|   |  | <b>OVERALL DIMENSIONS</b> |   |          | <b>SEAT DIMENSIONS</b> |          |          | <b>BACK DIMENSIONS</b> |          |       |       |       |        |        |  |
|   |  | <b>W</b>                  | <b>D</b>  | <b>H</b> | <b>W</b>               | <b>D</b> | <b>H</b> | <b>W</b>               | <b>H</b> |       |       |       |        |        |  |
|   |  | 20                        | 21.5  | 17       | 17                     | 16       | -        | 17                     | 15       |       |       |       |        |        |  |
|   |  |                           | <b>RTA 00</b>  |          |                        |          |          |                        |          |       |       |       |        |        |  |
| <br><br><b>Armless Seat Unit</b><br>COM Yardage: 0.75<br>Freight Class: 250<br>Product Weight (lbs.): 12<br>Cubic Feet Per Carton: 3.25 (2 per carton) | <b>Sonic</b><br>Upholstered Seat and Polypropylene Back.<br>Use with Beam. | <b>6502</b>               | \$497   | \$528    | \$547                  | \$581    | \$629    | \$643                  | \$685    | \$762 | \$800 | \$871 | \$969  | \$1093 |  |
|   |  | <b>OVERALL DIMENSIONS</b> |   |          | <b>SEAT DIMENSIONS</b> |          |          | <b>BACK DIMENSIONS</b> |          |       |       |       |        |        |  |
|   |  | <b>W</b>                  | <b>D</b>  | <b>H</b> | <b>W</b>               | <b>D</b> | <b>H</b> | <b>W</b>               | <b>H</b> |       |       |       |        |        |  |
|   |  | 20                        | 22  | 17       | 17                     | 16       | -        | 17                     | 15       |       |       |       |        |        |  |
|   |  |                           | <b>RTA 00</b>  |          |                        |          |          |                        |          |       |       |       |        |        |  |
| <br><br><b>Armless Seat Unit</b><br>COM Yardage: 0.75<br>Freight Class: 150<br>Product Weight (lbs.): 13<br>Cubic Feet Per Carton: 3.25 (2 per carton) | <b>Sonic</b><br>Upholstered Seat and Back.<br>Use with Beam.               | <b>6503</b>               | \$550   | \$579    | \$600                  | \$634    | \$680    | \$697                  | \$736    | \$815 | \$853 | \$924 | \$1024 | \$1144 |  |
|   |  | <b>OVERALL DIMENSIONS</b> |   |          | <b>SEAT DIMENSIONS</b> |          |          | <b>BACK DIMENSIONS</b> |          |       |       |       |        |        |  |
|   |  | <b>W</b>                  | <b>D</b>  | <b>H</b> | <b>W</b>               | <b>D</b> | <b>H</b> | <b>W</b>               | <b>H</b> |       |       |       |        |        |  |
|   |  | 20                        | 22  | 17       | 17                     | 16       | -        | 17                     | 15       |       |       |       |        |        |  |
|   |  |                           | <b>RTA 00</b>  |          |                        |          |          |                        |          |       |       |       |        |        |  |

| DESCRIPTION   | FEATURES  | MODEL#  | STANDARD TEXTILE GRADES            |   |        |                                 |                                 |        |                               |                               |        |        |        |        |
|---|---|---|------------------------------------|---|--------|---------------------------------|---------------------------------|--------|-------------------------------|-------------------------------|--------|--------|--------|--------|
|   |   |   | 1                                  | 2   | 3      | 4                               | 5                               | 6      | 7                             | 8                             | 9      | 10     | 11     | 12     |
| <br><b>6504</b>  | <br><b>6504MB (Mesh Back)</b>                                | <b>Sonic</b><br>Polypropylene Seat.<br>Use with Beam. | \$519                              | -   | -      | -                               | -                               | -      | -                             | -                             | -      | -      | -      |        |
|   |   |   | \$562                              | -   | -      | -                               | -                               | -      | -                             | -                             | -      | -      | -      | -      |
| <b>Seat Unit w/Arms</b><br>COM Yardage: N/A<br>Freight Class: 150<br>Product Weight (lbs.): 13<br>Cubic Feet Per Carton: 3.25 (2 per carton)  |   |   | <b>OVERALL DIMENSIONS</b><br>W D H |   |        | <b>SEAT DIMENSIONS</b><br>W D H |                                 |        | <b>BACK DIMENSIONS</b><br>W H |                               |        |        |        |        |
|   |   |   | 23                                 | 21.5  | 17     | 17                              | 16                              | -      | 17                            | 15                            |        |        |        |        |
|   |   |   | <b>RTA 00</b>                      |    |        |                                 |                                 |        |                               |                               |        |        |        |        |
| <br><b>6505</b>  | <br><b>6505MB (Mesh Back)</b>                                | <b>Sonic</b><br>Upholstered Seat.<br>Use with Beam.   | \$576                              | \$603   | \$626  | \$659                           | \$706                           | \$721  | \$763                         | \$839                         | \$877  | \$949  | \$1048 | \$1170 |
|   |   |   | \$719                              | \$753   | \$775  | \$808                           | \$856                           | \$878  | \$924                         | \$992                         | \$1046 | \$1106 | \$1227 | \$1359 |
| <b>Seat Unit w/Arms</b><br>COM Yardage: 0.75<br>Freight Class: 22.<br>Product Weight (lbs.): 13<br>Cubic Feet Per Carton: 3.25 (2 per carton) |   |   | <b>OVERALL DIMENSIONS</b><br>W D H |   |        | <b>SEAT DIMENSIONS</b><br>W D H |                                 |        | <b>BACK DIMENSIONS</b><br>W H |                               |        |        |        |        |
|   |   |   | 23                                 | 22  | 17     | 17                              | 16                              | -      | 17                            | 15                            |        |        |        |        |
|   |   |   | <b>RTA 00</b>                      |    |        |                                 |                                 |        |                               |                               |        |        |        |        |
| <br><b>6506</b>   |   |   | \$629                              | \$660   | \$681  | \$715                           | \$761                           | \$777  | \$817                         | \$895                         | \$934  | \$1005 | \$1105 | \$1225 |
|   | <b>Seat Unit w/Arms</b><br>COM Yardage: 0.75<br>Freight Class: 150<br>Product Weight (lbs.): 14<br>Cubic Feet Per Carton: 3.25 (2 per carton) |   |                                    | <b>OVERALL DIMENSIONS</b><br>W D H  |        |                                 | <b>SEAT DIMENSIONS</b><br>W D H |        |                               | <b>BACK DIMENSIONS</b><br>W H |        |        |        |        |
|   |   |   | 23                                 | 22  | 17     | 17                              | 16                              | -      | 17                            | 15                            |        |        |        |        |
|   |   |   | <b>RTA 00</b>                      |  |        |                                 |                                 |        |                               |                               |        |        |        |        |
| <br><b>6340</b>  |   |   | \$839                              | \$882   | \$911  | \$957                           | \$1021                          | \$1051 | \$1108                        | \$1201                        | \$1273 | \$1351 | \$1516 | \$1692 |
|   | <b>Armless Seat Unit</b><br>COM Yardage: 1<br>Freight Class: 250<br>Product Weight (lbs.): 20<br>Cubic Feet Per Carton: 7.25                  |   |                                    | <b>OVERALL DIMENSIONS</b><br>W D H  |        |                                 | <b>SEAT DIMENSIONS</b><br>W D H |        |                               | <b>BACK DIMENSIONS</b><br>W H |        |        |        |        |
|   |   |   | 21                                 | 23.5  | 20.5   | 17.5                            | 18                              | -      | 19                            | 17                            |        |        |        |        |
|   |   |   | <b>RTA 00</b>                      |   |        |                                 |                                 |        |                               |                               |        |        |        |        |
| <br><b>6341</b>  |   |   | \$978                              | \$1027  | \$1066 | \$1123                          | \$1203                          | \$1240 | \$1314                        | \$1430                        | \$1520 | \$1619 | \$1821 | \$2039 |
|   | <b>Armless Seat Unit</b><br>COM Yardage: 1<br>Freight Class: 250<br>Product Weight (lbs.): 20<br>Cubic Feet Per Carton: 7.25                  |   |                                    | <b>OVERALL DIMENSIONS</b><br>W D H  |        |                                 | <b>SEAT DIMENSIONS</b><br>W D H |        |                               | <b>BACK DIMENSIONS</b><br>W H |        |        |        |        |
|   |   |   | 21                                 | 23.5  | 20.5   | 17.5                            | 18                              | -      | 19                            | 17                            |        |        |        |        |
|   |   |   | <b>RTA 00</b>                      |   |        |                                 |                                 |        |                               |                               |        |        |        |        |

| DESCRIPTION  | FEATURES  | MODEL#                    | STANDARD TEXTILE GRADES |          |                        |          |          |                        |          |        |        |        |        |        |  |
|--|---|---------------------------|-------------------------|----------|------------------------|----------|----------|------------------------|----------|--------|--------|--------|--------|--------|--|
|  |   |                           | 1                       | 2        | 3                      | 4        | 5        | 6                      | 7        | 8      | 9      | 10     | 11     | 12     |  |
|  <p><b>Seat Unit w/Arms</b><br/>COM Yardage: 1<br/>Freight Class: 250<br/>Product Weight (lbs.): 21<br/>Cubic Feet Per Carton: 9.75</p> | <p><b>Vion</b><br/>Upholstered Seat and Mesh Back.<br/>Use with beam.</p> | <b>6342</b>               | \$777                   | \$817    | \$849                  | \$894    | \$957    | \$986                  | \$1046   | \$1138 | \$1208 | \$1288 | \$1452 | \$1627 |  |
|  |   | <b>OVERALL DIMENSIONS</b> |                         |          | <b>SEAT DIMENSIONS</b> |          |          | <b>BACK DIMENSIONS</b> |          |        |        |        |        |        |  |
|  |   | <b>W</b>                  | <b>D</b>                | <b>H</b> | <b>W</b>               | <b>D</b> | <b>H</b> | <b>W</b>               | <b>H</b> |        |        |        |        |        |  |
|  |   | 25.5                      | 23.5                    | 20.5     | 17.5                   | 18       | -        | 19                     | 17       |        |        |        |        |        |  |
|  |   |                           | <b>RTA 00</b>           |          |                        |          |          |                        |          |        |        |        |        |        |  |
|  <p><b>Seat Unit w/Arms</b><br/>COM Yardage: 1<br/>Freight Class: 250<br/>Product Weight (lbs.): 21<br/>Cubic Feet Per Carton: 9.75</p> | <p><b>Vion</b><br/>Upholstered Seat and Back.<br/>Use with beam.</p>      | <b>6343</b>               | \$899                   | \$948    | \$987                  | \$1043   | \$1123   | \$1159                 | \$1233   | \$1348 | \$1437 | \$1537 | \$1742 | \$1959 |  |
|  |   | <b>OVERALL DIMENSIONS</b> |                         |          | <b>SEAT DIMENSIONS</b> |          |          | <b>BACK DIMENSIONS</b> |          |        |        |        |        |        |  |
|  |   | <b>W</b>                  | <b>D</b>                | <b>H</b> | <b>W</b>               | <b>D</b> | <b>H</b> | <b>W</b>               | <b>H</b> |        |        |        |        |        |  |
|  |   | 25.5                      | 23.5                    | 20.5     | 17.5                   | 18       | -        | 19                     | 17       |        |        |        |        |        |  |
|  |   |                           | <b>RTA 00</b>           |          |                        |          |          |                        |          |        |        |        |        |        |  |

**CAPRICE™**



model 3365 (TUN)



model 3365C (TUN)

**STANDARD FEATURES**

- Modern light scale guest seating.
- Durable molded armcaps in Black Only.
- Frame is standard in a Tungsten colored finish (TUN).
- Standard with Black "bullet style" glides.
- Non-castered models can be joined together using ganging clamp model 6522.
- **C1** dual wheel carpet casters are standard on models 3365C and 3365CLM.
- Does not stack.
- Check textile availability prior to specifying upholstery material.






**OPTIONAL FEATURES**

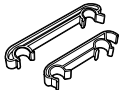

- Optional steel cushioned glides (**B**) are available. Add \$31. Please specify.
- For hard surface flooring casters, specify **C9R**. Add \$72.

**Frame finish**

- (TBL) Black
- (TCC) Cactus
- (TDJ) Dijon
- (TEG) Eggplant
- (TFR) Frost
- (TIV) Cloud
- (TLA) Latte
- (TNE) Nevada
- (TSN) Sand
- (TTU) Tungsten
- (ACO) Antique Copper. Add **\$346**
- (BCH) Brushed Chrome. Add **\$227**
- (CHM) Chrome. **Upcharge varies.**
- (SBR) Satin Brass. Add **\$346**
- Please Specify.

- (TBZ) Buzz Blue
  - (TCR) Carrot
  - (TDW) Designer White
  - (TFO) Fog
  - (TIN) Ink
  - (TKA) Kalua
  - (TOA) Toast
  - (TSH) Shadow
  - (TSR) Scarlet
- A Chrome (**CHM**) finish is also available. Add \$81 for side chairs. Add \$135 for counter and bar stools.

| DESCRIPTION  | FEATURES        | MODEL#       | STANDARD TEXTILE GRADES   |   |          |                        |          |          |                        |        |        |        |        |        |  |
|--|-----------------|--------------|---------------------------|---|----------|------------------------|----------|----------|------------------------|--------|--------|--------|--------|--------|--|
|  |                 |              | 1                         | 2   | 3        | 4                      | 5        | 6        | 7                      | 8      | 9      | 10     | 11     | 12     |  |
|  <p><b>Armchair</b> 4 Legged<br/>COM Yardage: 1.25<br/>Freight Class: 300<br/>Product Weight (lbs.): 22<br/>Cubic Feet Per Carton: 14.5</p>            | Does not stack. | <b>3365</b>  | \$890                     | \$937   | \$977    | \$1030                 | \$1104   | \$1133   | \$1202                 | \$1328 | \$1391 | \$1506 | \$1666 | \$1864 |  |
|  |                 |              | <b>OVERALL DIMENSIONS</b> |   |          | <b>SEAT DIMENSIONS</b> |          |          | <b>BACK DIMENSIONS</b> |        |        |        |        |        |  |
|  |                 | <b>W</b>     | <b>D</b>                  | <b>H</b>  | <b>W</b> | <b>D</b>               | <b>H</b> | <b>W</b> | <b>H</b>               |        |        |        |        |        |  |
|  |                 | 25           | 24                        | 31.5  | 19.5     | 19.5                   | 18.5     | 18       | 13                     |        |        |        |        |        |  |
|  |                 |              | <b>RTA 00</b>             |  |          |                        |          |          |                        |        |        |        |        |        |  |
|  <p><b>Armchair</b> 4 Legged w/casters<br/>COM Yardage: 1.25<br/>Freight Class: 300<br/>Product Weight (lbs.): 23<br/>Cubic Feet Per Carton: 14.5</p> | Does not stack. | <b>3365C</b> | \$1035                    | \$1083  | \$1121   | \$1177                 | \$1250   | \$1280   | \$1349                 | \$1478 | \$1540 | \$1660 | \$1822 | \$2026 |  |
|  |                 |              | <b>OVERALL DIMENSIONS</b> |   |          | <b>SEAT DIMENSIONS</b> |          |          | <b>BACK DIMENSIONS</b> |        |        |        |        |        |  |
|  |                 | <b>W</b>     | <b>D</b>                  | <b>H</b>  | <b>W</b> | <b>D</b>               | <b>H</b> | <b>W</b> | <b>H</b>               |        |        |        |        |        |  |
|  |                 | 25           | 23.5                      | 32.5  | 19.5     | 18.5                   | 18       | 18       | 14.5                   |        |        |        |        |        |  |
|  |                 |              | <b>RTA 00</b>             |  |          |                        |          |          |                        |        |        |        |        |        |  |
|  <p><b>Barstool</b> - 4 Legged<br/>COM Yardage: 1.25<br/>Freight Class: 300<br/>Product Weight (lbs.): 32<br/>Cubic Feet Per Carton: 20</p>           | Does not stack. | <b>3369</b>  | \$1125                    | \$1173  | \$1211   | \$1267                 | \$1343   | \$1371   | \$1439                 | \$1568 | \$1629 | \$1750 | \$1911 | \$2116 |  |
|  |                 |              | <b>OVERALL DIMENSIONS</b> |   |          | <b>SEAT DIMENSIONS</b> |          |          | <b>BACK DIMENSIONS</b> |        |        |        |        |        |  |
|  |                 | <b>W</b>     | <b>D</b>                  | <b>H</b>  | <b>W</b> | <b>D</b>               | <b>H</b> | <b>W</b> | <b>H</b>               |        |        |        |        |        |  |
|  |                 | 25           | 26.5                      | 45.5  | 19.5     | 19.5                   | 30.5     | 18       | 13                     |        |        |        |        |        |  |
|  |                 |              | <b>RTA 00</b>             |   |          |                        |          |          |                        |        |        |        |        |        |  |

| DESCRIPTION  | FEATURES                  | MODEL#        | STANDARD TEXTILE GRADES   |                        |          |          |                        |          |   |   |   |    |    |    |
|--|---------------------------|---------------|---|------------------------|----------|----------|------------------------|----------|---|---|---|----|----|----|
|  |                           |               | 1   | 2                      | 3        | 4        | 5                      | 6        | 7 | 8 | 9 | 10 | 11 | 12 |
|  <p><b>Ganging Brackets</b><br/>                     COM Yardage: N/A<br/>                     Freight Class: 70<br/>                     Product Weight (lbs.): 0.16<br/>                     Cubic Feet Per Carton: 1 (25 per Carton)</p> |                           | <b>6522</b>   | \$35  | -                      | -        | -        | -                      | -        | - | - | - | -  | -  | -  |
|  | <b>OVERALL DIMENSIONS</b> |               |   | <b>SEAT DIMENSIONS</b> |          |          | <b>BACK DIMENSIONS</b> |          |   |   |   |    |    |    |
|  | <b>W</b>                  | <b>D</b>      | <b>H</b>  | <b>W</b>               | <b>D</b> | <b>H</b> | <b>W</b>               | <b>H</b> |   |   |   |    |    |    |
| 00.87  | 7.75                      | 1.5           | -   | -                      | -        | -        | -                      |          |   |   |   |    |    |    |
|  |                           | <b>RTA 00</b> |  |                        |          |          |                        |          |   |   |   |    |    |    |



**CHAP™**



**Wood Back Armchair model 1010**



**Upholstered Back Armchair model 1015**



**Upholstered Round Back Armchair model 1002**



**Wood Round Back Armchair model 1003**




**STANDARD FEATURES**




- Chap offers mid-century modern styling in a finely crafted beechwood armchair series.
- Upholstered, wood and open frame backs available.
- Straight back models are available with exposed wood or upholstered front seat rails.
- Custom stain matching is not available on models 1002 and 1003.
- Check textile availability prior to specifying upholstery material.
- Does not stack.

**OPTIONAL FEATURES**

- Round back models 1002 and 1003: frame is available in select finishes only (\*).

- **Frame finish**  
**(AAM)** Absolute\*  
**(BKM)** Black\*  
**(ACM)** Cherry\*  
**(EOM)** English Oak  
**(ECM)** Espresso Cafe\*  
**(TFM)** Fruitwood  
**(HGM)** Gray  
**(AHM)** Honey  
**(TMM)** Mahogany\*  
**(AVM)** Maple  
**(MWM)** Medium Walnut\*  
**(NLW)** Natural Walnut  
**(ASM)** Night\*  
**(NMM)** Noce Medio\*  
**(SKM)** Shaker Cherry\*  
**(TWM)** Walnut\*  
**(WTM)** WC Cream\*  
**(WHM)** White\*  
**(WCM)** Winter Cherry  
 Please Specify.  
 \*Round back models 1002 and 1003 available in these finishes only.

| DESCRIPTION  | FEATURES  | MODEL#      | STANDARD FABRIC GRADES    |          |          |                        |          |          |                        |          |        |        |        |        |  |
|--|---|-------------|---------------------------|----------|----------|------------------------|----------|----------|------------------------|----------|--------|--------|--------|--------|--|
|  |   |             | 1                         | 2        | 3        | 4                      | 5        | 6        | 7                      | 8        | 9      | 10     | 11     | 12     |  |
| <br><b>Wood Back Armchair w/ Upholstered Seat Front</b><br>COM Yardage: 1<br>Freight Class: 250<br>Product Weight (lbs.): 33<br>Cubic Feet Per Carton: 15.75           | Does not stack.<br><br>Ergonomic Features<br>M, N | <b>1010</b> | \$1355                    | \$1392   | \$1419   | \$1458                 | \$1514   | \$1540   | \$1591                 | \$1672   | \$1733 | \$1804 | \$1948 | \$2100 |  |
|  |   |             | <b>OVERALL DIMENSIONS</b> |          |          | <b>SEAT DIMENSIONS</b> |          |          | <b>BACK DIMENSIONS</b> |          |        |        |        |        |  |
|  |   |             | <b>W</b>                  | <b>D</b> | <b>H</b> | <b>W</b>               | <b>D</b> | <b>H</b> | <b>W</b>               | <b>H</b> |        |        |        |        |  |
|  |   |             | 25.5                      | 25       | 31       | 21                     | 20       | 18       | 20.5                   | 13.5     |        |        |        |        |  |
| <br><b>Upholstered Back Armchair w/ Upholstered Seat Front</b><br>COM Yardage: 1.5<br>Freight Class: 250<br>Product Weight (lbs.): 33<br>Cubic Feet Per Carton: 15.75 | Does not stack.<br><br>Ergonomic Features<br>M, N | <b>1011</b> | \$1361                    | \$1422   | \$1467   | \$1536                 | \$1633   | \$1678   | \$1765                 | \$1905   | \$2013 | \$2133 | \$2379 | \$2634 |  |
|  |   |             | <b>OVERALL DIMENSIONS</b> |          |          | <b>SEAT DIMENSIONS</b> |          |          | <b>BACK DIMENSIONS</b> |          |        |        |        |        |  |
|  |   |             | <b>W</b>                  | <b>D</b> | <b>H</b> | <b>W</b>               | <b>D</b> | <b>H</b> | <b>W</b>               | <b>H</b> |        |        |        |        |  |
|  |   |             | 25.5                      | 25       | 31.5     | 21                     | 20       | 18       | 20.5                   | 13.5     |        |        |        |        |  |
| <br><b>Wood Back Armchair w/ Wood Front Rail</b><br>COM Yardage: 1<br>Freight Class: 250<br>Product Weight (lbs.): 33<br>Cubic Feet Per Carton: 15.75                 | Does not stack.<br><br>Ergonomic Features<br>M, N | <b>1014</b> | \$1355                    | \$1392   | \$1419   | \$1458                 | \$1514   | \$1540   | \$1591                 | \$1672   | \$1733 | \$1804 | \$1948 | \$2100 |  |
|  |   |             | <b>OVERALL DIMENSIONS</b> |          |          | <b>SEAT DIMENSIONS</b> |          |          | <b>BACK DIMENSIONS</b> |          |        |        |        |        |  |
|  |   |             | <b>W</b>                  | <b>D</b> | <b>H</b> | <b>W</b>               | <b>D</b> | <b>H</b> | <b>W</b>               | <b>H</b> |        |        |        |        |  |
|  |   |             | 25.5                      | 25       | 31       | 21                     | 20       | 18       | 20.5                   | 13.5     |        |        |        |        |  |

| DESCRIPTION  | FEATURES  | MODEL#      | STANDARD FABRIC GRADES    |          |          |                        |          |          |                        |          |        |        |        |        |  |  |
|--|---|-------------|---------------------------|----------|----------|------------------------|----------|----------|------------------------|----------|--------|--------|--------|--------|--|--|
|  |   |             | 1                         | 2        | 3        | 4                      | 5        | 6        | 7                      | 8        | 9      | 10     | 11     | 12     |  |  |
|  <p><b>Upholstered Back Armchair w/ Wood Front Rail</b><br/>                     COM Yardage: 1.5<br/>                     Freight Class: 250<br/>                     Product Weight (lbs.): 33<br/>                     Cubic Feet Per Carton: 15.75</p>              | <p>Does not stack.</p> <p>Ergonomic Features<br/>M, N</p> | <b>1015</b> | \$1361                    | \$1422   | \$1467   | \$1536                 | \$1633   | \$1678   | \$1765                 | \$1905   | \$2013 | \$2133 | \$2379 | \$2634 |  |  |
|  |   |             | <b>OVERALL DIMENSIONS</b> |          |          | <b>SEAT DIMENSIONS</b> |          |          | <b>BACK DIMENSIONS</b> |          |        |        |        |        |  |  |
|  |   |             | <b>W</b>                  | <b>D</b> | <b>H</b> | <b>W</b>               | <b>D</b> | <b>H</b> | <b>W</b>               | <b>H</b> |        |        |        |        |  |  |
|  |   |             | 25.5                      | 25       | 31.5     | 21                     | 20       | 18       | 20.5                   | 13.5     |        |        |        |        |  |  |
|  |   |             | <b>RTA 00</b>             |          |          |                        |          |          |                        |          |        |        |        |        |  |  |
|  <p><b>Upholstered Round Back Armchair w/ Upholstered Seat Front</b><br/>                     COM Yardage: 1.5<br/>                     Freight Class: 300<br/>                     Product Weight (lbs.): 26<br/>                     Cubic Feet Per Carton: 13.25</p> | <p>Does not stack.</p> <p>Ergonomic Features<br/>M, N</p> | <b>1002</b> | \$1532                    | \$1582   | \$1620   | \$1677                 | \$1756   | \$1794   | \$1866                 | \$1981   | \$2069 | \$2168 | \$2371 | \$2587 |  |  |
|  |   |             | <b>OVERALL DIMENSIONS</b> |          |          | <b>SEAT DIMENSIONS</b> |          |          | <b>BACK DIMENSIONS</b> |          |        |        |        |        |  |  |
|  |   |             | <b>W</b>                  | <b>D</b> | <b>H</b> | <b>W</b>               | <b>D</b> | <b>H</b> | <b>W</b>               | <b>H</b> |        |        |        |        |  |  |
|  |   |             | 24.5                      | 24.5     | 30       | 22                     | 20       | 18       | 20                     | 12.5     |        |        |        |        |  |  |
|  |   |             | <b>RTA 00</b>             |          |          |                        |          |          |                        |          |        |        |        |        |  |  |
|  <p><b>Wood Round Back Armchair w/ Upholstered Seat Front</b><br/>                     COM Yardage: 1<br/>                     Freight Class: 300<br/>                     Product Weight (lbs.): 25<br/>                     Cubic Feet Per Carton: 13.25</p>         | <p>Does not stack.</p> <p>Ergonomic Features<br/>M, N</p> | <b>1003</b> | \$1355                    | \$1392   | \$1419   | \$1458                 | \$1514   | \$1540   | \$1591                 | \$1672   | \$1733 | \$1804 | \$1948 | \$2100 |  |  |
|  |   |             | <b>OVERALL DIMENSIONS</b> |          |          | <b>SEAT DIMENSIONS</b> |          |          | <b>BACK DIMENSIONS</b> |          |        |        |        |        |  |  |
|  |   |             | <b>W</b>                  | <b>D</b> | <b>H</b> | <b>W</b>               | <b>D</b> | <b>H</b> | <b>W</b>               | <b>H</b> |        |        |        |        |  |  |
|  |   |             | 24.5                      | 24.5     | 30       | 22                     | 20       | 18       | 20                     | 12.5     |        |        |        |        |  |  |
|  |   |             | <b>RTA 00</b>             |          |          |                        |          |          |                        |          |        |        |        |        |  |  |

COMET™



model 2171 (BK)



model 2172 (TUN)



model 2174 (TUN)



model 2183 (BK)







STANDARD FEATURES

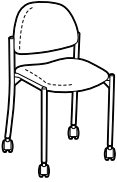









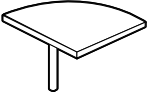

- Reinforced models incorporate welded corner gussets for additional strength and support.
- Heavy Duty models 2173 and 2174 use Ultracell seat foam for lasting comfort.
- Models 2171 and 2172 stack 5 high on floor or 8 high on dolly 2125WS for easy storage.
- **WS** models have a wall saver frame design.
- Models with corner gussets are not recommended for stacking due to their heavy duty design.
- Stacked chairs may leave frame impressions in chair(s) below.
- Two ganging plates are packed at no charge with each table to attach to two chairs only. Order separately for additional chair-to-chair ganging.
- All Specifications and Pricing are for 1 chair.









OPTIONAL FEATURES

- Optional steel cushioned glides (**B**) are available on models 2171, 2172, 2173, 2174, 2183, and 2184. Add \$34. Please specify.
- **Frame finish**
  - (**TBL**) Black
  - (**TCC**) Cactus
  - (**TDJ**) Dijon
  - (**TEG**) Eggplant
  - (**TFR**) Frost
  - (**TIV**) Cloud
  - (**TLA**) Latte
  - (**TOA**) Toast
  - (**TSH**) Shadow
  - (**TSR**) Scarlet
- Check textile availability prior to specifying upholstery material.

- (**TBZ**) Buzz Blue
- (**TCR**) Carrot
- (**TDW**) Designer White
- (**TFO**) Fog
- (**TIN**) Ink
- (**TKA**) Kalua
- (**TMO**) Mocha
- (**TNE**) Nevada
- (**TSN**) Sand
- (**TTU**) Tungsten

| DESCRIPTION   | FEATURES  | MODEL#   | STANDARD TEXTILE GRADES   |          |          |                        |          |          |                        |          |       |        |        |        |        |  |
|---|---|--|---------------------------|----------|----------|------------------------|----------|----------|------------------------|----------|-------|--------|--------|--------|--------|--|
|   |   |  | 1                         | 2        | 3        | 4                      | 5        | 6        | 7                      | 8        | 9     | 10     | 11     | 12     |        |  |
|  <p><b>2171</b></p> <p><b>Nesting Chair</b><br/>COM Yardage: 1<br/>Freight Class: 250<br/>Product Weight (lbs.): 15.33<br/>Cubic Feet Per Carton: 3.92 (3 per carton)</p>                 | <p>Stacks 5 high on floor.<br/>Stacks 8 high on dolly.<br/>Ergonomic Features:<br/>M, N</p> | <p><b>RTA 00</b> </p> | \$358                     | \$396    | \$427    | \$468                  | \$529    | \$555    | \$603                  | \$705    | \$755 | \$852  | \$977  | \$1138 |        |  |
|   |   |  | <b>2171WS</b>             | \$412    | \$455    | \$482                  | \$527    | \$590    | \$609                  | \$666    | \$767 | \$817  | \$915  | \$1045 | \$1208 |  |
|   |   |  | <b>OVERALL DIMENSIONS</b> |          |          | <b>SEAT DIMENSIONS</b> |          |          | <b>BACK DIMENSIONS</b> |          |       |        |        |        |        |  |
|   |   |  | <b>W</b>                  | <b>D</b> | <b>H</b> | <b>W</b>               | <b>D</b> | <b>H</b> | <b>W</b>               | <b>H</b> |       |        |        |        |        |  |
|   | 0   | 0  | 0                         | 18       | 17       | 18.5                   | 17.5     | 15       |                        |          |       |        |        |        |        |  |
|  <p><b>2171C</b></p> <p><b>Reinforced Armchair w/casters</b><br/>COM Yardage: 1<br/>Freight Class: 250<br/>Product Weight (lbs.): 46<br/>Cubic Feet Per Carton: 11.75 (1 per carton)</p> | <p>Does not stack.</p> <p>Ergonomic Features:<br/>M, N</p>                                  | <p><b>RTA 00</b> </p> | \$537                     | \$575    | \$603    | \$643                  | \$702    | \$724    | \$774                  | \$872    | \$915 | \$1008 | \$1127 | \$1281 |        |  |
|   |   |  | <b>OVERALL DIMENSIONS</b> |          |          | <b>SEAT DIMENSIONS</b> |          |          | <b>BACK DIMENSIONS</b> |          |       |        |        |        |        |  |
|   |   |  | <b>W</b>                  | <b>D</b> | <b>H</b> | <b>W</b>               | <b>D</b> | <b>H</b> | <b>W</b>               | <b>H</b> |       |        |        |        |        |  |
|   |   |  | 23                        | 22       | 32.5     | 18                     | 17.5     | 18.5     | 17                     | 14       |       |        |        |        |        |  |
|  <p><b>2172</b></p> <p><b>Armless Stacking Chair</b><br/>COM Yardage: 1<br/>Freight Class: 250<br/>Product Weight (lbs.): 14.33<br/>Cubic Feet Per Carton: 3.83 (3 per carton)</p>       | <p>Stacks 5 high on floor.<br/>Ergonomic Features:<br/>M, N</p>                             | <p><b>RTA 00</b> </p> | \$270                     | \$308    | \$339    | \$383                  | \$441    | \$465    | \$516                  | \$618    | \$666 | \$760  | \$889  | \$1049 |        |  |
|   |   |  | <b>2172WS</b>             | \$327    | \$370    | \$397                  | \$442    | \$502    | \$525                  | \$582    | \$684 | \$732  | \$830  | \$960  | \$1120 |  |
|   |   |  | <b>OVERALL DIMENSIONS</b> |          |          | <b>SEAT DIMENSIONS</b> |          |          | <b>BACK DIMENSIONS</b> |          |       |        |        |        |        |  |
|   |   |  | <b>W</b>                  | <b>D</b> | <b>H</b> | <b>W</b>               | <b>D</b> | <b>H</b> | <b>W</b>               | <b>H</b> |       |        |        |        |        |  |
|   | 0   | 0  | 0                         | 18       | 17.5     | 18.5                   | 17.5     | 14       |                        |          |       |        |        |        |        |  |

| DESCRIPTION  | FEATURES  | MODEL#  | STANDARD TEXTILE GRADES     |   |          |                        |                        |          |                        |                        |          |       |        |        |        |
|--|---|---|-----------------------------|---|----------|------------------------|------------------------|----------|------------------------|------------------------|----------|-------|--------|--------|--------|
|  |   |   | 1                           | 2   | 3        | 4                      | 5                      | 6        | 7                      | 8                      | 9        | 10    | 11     | 12     |        |
|  <p><b>Reinforced Armless Chair</b> w/casters<br/>COM Yardage: 1<br/>Freight Class: 250<br/>Product Weight (lbs.): 14.33<br/>Cubic Feet Per Carton: 4.5 (3 per carton)</p>  | <p>Does not stack.<br/>Ergonomic Features:<br/>M, N</p>                             | <b>2172C</b>  | \$442                       | \$479   | \$506    | \$548                  | \$602                  | \$625    | \$676                  | \$774                  | \$820    | \$909 | \$1031 | \$1182 |        |
|  |   |   | <b>OVERALL DIMENSIONS</b>   |   |          | <b>SEAT DIMENSIONS</b> |                        |          | <b>BACK DIMENSIONS</b> |                        |          |       |        |        |        |
|  |   |   | <b>W</b>                    | <b>D</b>  | <b>H</b> | <b>W</b>               | <b>D</b>               | <b>H</b> | <b>W</b>               | <b>H</b>               |          |       |        |        |        |
|  |   |   | 19                          | 22  | 32.5     | 17.5                   | 17.5                   | 14       | 17                     | 15                     |          |       |        |        |        |
|  |   |   | <b>RTA 00</b>               |  |          |                        |                        |          |                        |                        |          |       |        |        |        |
|   <p><b>2173</b>      <b>2173WS</b></p> <p><b>Reinforced Armchair</b><br/>COM Yardage: 1<br/>Freight Class: 250<br/>Product Weight (lbs.): 15.33<br/>Cubic Feet Per Carton: 3.92 (3 per carton)</p>        | <p>Does not stack.<br/>Ergonomic Features:<br/>M, N</p>                             | <b>2173</b>   | \$498                       | \$538   | \$567    | \$608                  | \$670                  | \$695    | \$746                  | \$849                  | \$899    | \$992 | \$1118 | \$1279 |        |
|  |   |   | <b>2173WS</b><br>Wall Saver | \$560   | \$600    | \$630                  | \$674                  | \$735    | \$758                  | \$813                  | \$915    | \$965 | \$1062 | \$1192 | \$1353 |
|  |   |   |                             | <b>OVERALL DIMENSIONS</b>   |          |                        | <b>SEAT DIMENSIONS</b> |          |                        | <b>BACK DIMENSIONS</b> |          |       |        |        |        |
|  |   |   |                             | <b>W</b>  | <b>D</b> | <b>H</b>               | <b>W</b>               | <b>D</b> | <b>H</b>               | <b>W</b>               | <b>H</b> |       |        |        |        |
|  |   |   |                             | 23  | 22       | 32                     | 18                     | 17.5     | 18.5                   | 17.5                   | 14       |       |        |        |        |
| <b>RTA 00</b>  |    |   |                             |   |          |                        |                        |          |                        |                        |          |       |        |        |        |
|   <p><b>2174</b>      <b>2174WS</b></p> <p><b>Reinforced Armless Chair</b><br/>COM Yardage: 1<br/>Freight Class: 250<br/>Product Weight (lbs.): 14.33<br/>Cubic Feet Per Carton: 3.83 (3 per carton)</p> | <p>Does not stack.<br/>Ergonomic Features:<br/>M, N</p>                             | <b>2174</b>   | \$407                       | \$447   | \$476    | \$520                  | \$576                  | \$602    | \$655                  | \$758                  | \$803    | \$900 | \$1027 | \$1184 |        |
|  |   |   | <b>2174WS</b><br>Wall Saver | \$467   | \$507    | \$537                  | \$582                  | \$642    | \$665                  | \$722                  | \$824    | \$872 | \$970  | \$1100 | \$1260 |
|  |   |   |                             | <b>OVERALL DIMENSIONS</b>   |          |                        | <b>SEAT DIMENSIONS</b> |          |                        | <b>BACK DIMENSIONS</b> |          |       |        |        |        |
|  |   |   |                             | <b>W</b>  | <b>D</b> | <b>H</b>               | <b>W</b>               | <b>D</b> | <b>H</b>               | <b>W</b>               | <b>H</b> |       |        |        |        |
|  |   |   |                             | 20  | 22       | 32                     | 18                     | 17       | 18.5                   | 17.5                   | 13.5     |       |        |        |        |
| <b>RTA 00</b>  |  |   |                             |   |          |                        |                        |          |                        |                        |          |       |        |        |        |
|  <p><b>Ganging Plate</b><br/>COM Yardage: N/A<br/>Freight Class: 70<br/>Product Weight (lbs.): 2.1<br/>Cubic Feet Per Carton: 0.1</p>   |   |   | <b>2176</b>                 | \$86  | -        | -                      | -                      | -        | -                      | -                      | -        | -     | -      | -      |        |
|  | <b>OVERALL DIMENSIONS</b>   |   |                             | <b>SEAT DIMENSIONS</b>  |          |                        | <b>BACK DIMENSIONS</b> |          |                        |                        |          |       |        |        |        |
|  | <b>W</b>  | <b>D</b>  |                             | <b>H</b>  | <b>W</b> | <b>D</b>               | <b>H</b>               | <b>W</b> | <b>H</b>               |                        |          |       |        |        |        |
|  | 13.25   | 4.75  |                             | 00.06   | -        | -                      | -                      | -        | -                      |                        |          |       |        |        |        |
|  | <b>RTA 00</b>   |  |                             |   |          |                        |                        |          |                        |                        |          |       |        |        |        |
|  <p><b>Corner Table</b> Radius<br/>COM Yardage: N/A<br/>Freight Class: 70<br/>Product Weight (lbs.): 23<br/>Cubic Feet Per Carton: 1.3</p>  |   |   | <b>2178</b><br>Radius       | \$326   | -        | -                      | -                      | -        | -                      | -                      | -        | -     | -      | -      |        |
|  | <b>OVERALL DIMENSIONS</b>   |   |                             | <b>SEAT DIMENSIONS</b>  |          |                        | <b>BACK DIMENSIONS</b> |          |                        |                        |          |       |        |        |        |
|  | <b>W</b>  | <b>D</b>  |                             | <b>H</b>  | <b>W</b> | <b>D</b>               | <b>H</b>               | <b>W</b> | <b>H</b>               |                        |          |       |        |        |        |
|  | 18  | 18  |                             | 17.5  | -        | -                      | -                      | -        | -                      |                        |          |       |        |        |        |
|  | <b>RTA 8</b>  |  |                             |   |          |                        |                        |          |                        |                        |          |       |        |        |        |

| DESCRIPTION  | FEATURES | MODEL#           | STANDARD TEXTILE GRADES   |   |          |                        |          |          |                        |          |       |       |        |        |
|--|----------|------------------|---------------------------|---|----------|------------------------|----------|----------|------------------------|----------|-------|-------|--------|--------|
|  |          |                  | 1                         | 2   | 3        | 4                      | 5        | 6        | 7                      | 8        | 9     | 10    | 11     | 12     |
|  <p><b>Corner Table</b> Crescent<br/>COM Yardage: N/A<br/>Freight Class: 85<br/>Product Weight (lbs.): 43<br/>Cubic Feet Per Carton: 3.5</p>  |          | 2179<br>Crescent | \$455                     | -   | -        | -                      | -        | -        | -                      | -        | -     | -     | -      | -      |
|  |          |                  | <b>OVERALL DIMENSIONS</b> |   |          | <b>SEAT DIMENSIONS</b> |          |          | <b>BACK DIMENSIONS</b> |          |       |       |        |        |
|  |          |                  | <b>W</b>                  | <b>D</b>  | <b>H</b> | <b>W</b>               | <b>D</b> | <b>H</b> | <b>W</b>               | <b>H</b> |       |       |        |        |
|  |          |                  | 0                         | 0   | 0        | -                      | -        | -        | -                      | -        |       |       |        |        |
|  |          |                  | <b>RTA 6</b>              |    |          |                        |          |          |                        |          |       |       |        |        |
|  <p><b>Ganging Clamp</b><br/>COM Yardage: N/A<br/>Freight Class: 70<br/>Product Weight (lbs.): 0.2<br/>Cubic Feet Per Carton: 0.04</p>  |          | 2180             | \$35                      | -   | -        | -                      | -        | -        | -                      | -        | -     | -     | -      |        |
|  |          |                  | <b>OVERALL DIMENSIONS</b> |   |          | <b>SEAT DIMENSIONS</b> |          |          | <b>BACK DIMENSIONS</b> |          |       |       |        |        |
|  |          |                  | <b>W</b>                  | <b>D</b>  | <b>H</b> | <b>W</b>               | <b>D</b> | <b>H</b> | <b>W</b>               | <b>H</b> |       |       |        |        |
|  |          |                  | 00.87                     | 7.75  | 1.5      | -                      | -        | -        | -                      | -        |       |       |        |        |
|  |          |                  | <b>RTA 00</b>             |    |          |                        |          |          |                        |          |       |       |        |        |
|  <p><b>Reinforced Armchair</b> Square Back<br/>COM Yardage: 1<br/>Freight Class: 250<br/>Product Weight (lbs.): 15.33<br/>Cubic Feet Per Carton: 4.17 (3 per carton)</p> <p>Does not stack.<br/>Ergonomic Features:<br/>M, N</p>       |          | 2183             | \$428                     | \$468   | \$495    | \$538                  | \$599    | \$625    | \$674                  | \$779    | \$828 | \$922 | \$1048 | \$1209 |
|  |          |                  | <b>OVERALL DIMENSIONS</b> |   |          | <b>SEAT DIMENSIONS</b> |          |          | <b>BACK DIMENSIONS</b> |          |       |       |        |        |
|  |          |                  | <b>W</b>                  | <b>D</b>  | <b>H</b> | <b>W</b>               | <b>D</b> | <b>H</b> | <b>W</b>               | <b>H</b> |       |       |        |        |
|  |          |                  | 23                        | 20  | 32       | 18                     | 17.5     | 18.5     | 18                     | 13.5     |       |       |        |        |
|  |          |                  | <b>RTA 00</b>             |  |          |                        |          |          |                        |          |       |       |        |        |
|  <p><b>Reinforced Armless Chair</b> Square Back<br/>COM Yardage: 1<br/>Freight Class: 250<br/>Product Weight (lbs.): 14.33<br/>Cubic Feet Per Carton: 4.17 (3 per carton)</p> <p>Does not stack.<br/>Ergonomic Features:<br/>M, N</p> |          | 2184             | \$337                     | \$375   | \$404    | \$447                  | \$508    | \$530    | \$585                  | \$684    | \$732 | \$827 | \$954  | \$1113 |
|  |          |                  | <b>OVERALL DIMENSIONS</b> |   |          | <b>SEAT DIMENSIONS</b> |          |          | <b>BACK DIMENSIONS</b> |          |       |       |        |        |
|  |          |                  | <b>W</b>                  | <b>D</b>  | <b>H</b> | <b>W</b>               | <b>D</b> | <b>H</b> | <b>W</b>               | <b>H</b> |       |       |        |        |
|  |          |                  | 19.5                      | 20  | 32       | 18                     | 17.5     | 18.5     | 18                     | 13.5     |       |       |        |        |
|  |          |                  | <b>RTA 00</b>             |  |          |                        |          |          |                        |          |       |       |        |        |

DIPLOMAT






model 2105

STANDARD FEATURES

- A contoured seat and back are accented by wood arms providing comfort and classic styling.
- For complementary task chairs see page 42.
- Models 2105 and 2108 can be joined together using model 6526 ganging clamp.
- Does not stack.
- When upholstered in Leather, models will be in all Leather.
- Check textile availability prior to specifying upholstery material.

OPTIONAL FEATURES

- Frames are standard in a Black (TBL), Tungsten (TTU), or (TSH) Shadow frame finish at no upcharge and Chrome (CHM) frame finish, please add \$64.
- Wood capped arms are available in Absolute (AAM), Black (BKM), Cherry (ACM), Espresso Cafe (ECM), English Oak (EOM), Fruitwood (TFM), Gray (HGM), Honey (AHM), Mahogany (TMM), Maple (AVM), Medium Walnut (MWM), Natural Walnut (NLW), Night (ASM), Noce Biondo (NBM), Noce Grigio (NGM), Noce Leggero (NEM), Noce Medio (NMM), Shaker Cherry (SKM), Walnut (TWM), WC Cream (WTM), White (WHM) and Winter Cherry (WCM). Please Specify. Genuine maple faced veneers and solids are used.
- Optional steel cushioned glides (B) on model 2105. Add \$31. Please specify.

| DESCRIPTION   | FEATURES   | MODEL#                    | STANDARD TEXTILE GRADES |          |                        |          |          |                        |          |        |        |        |        |        |  |  |
|---|--|---------------------------|-------------------------|----------|------------------------|----------|----------|------------------------|----------|--------|--------|--------|--------|--------|--|--|
|   |  |                           | 1                       | 2        | 3                      | 4        | 5        | 6                      | 7        | 8      | 9      | 10     | 11     | 12     |  |  |
|  <p><b>Armchair</b> Wood caps arms<br/>COM Yardage: 1.25<br/>Freight Class: 250<br/>Product Weight (lbs.): 25<br/>Cubic Feet Per Carton: 11.75</p> | <p>Does not stack.</p> <p>Ergonomic Features:<br/>M, N</p> | <b>2105</b>               | \$756                   | \$803    | \$839                  | \$889    | \$964    | \$991                  | \$1053   | \$1178 | \$1238 | \$1350 | \$1508 | \$1700 |  |  |
|   |  | <b>OVERALL DIMENSIONS</b> |                         |          | <b>SEAT DIMENSIONS</b> |          |          | <b>BACK DIMENSIONS</b> |          |        |        |        |        |        |  |  |
|   |  | <b>W</b>                  | <b>D</b>                | <b>H</b> | <b>W</b>               | <b>D</b> | <b>H</b> | <b>W</b>               | <b>H</b> |        |        |        |        |        |  |  |
|   |  | 24                        | 22                      | 34.5     | 20.5                   | 17       | 18.5     | 20.5                   | 16       |        |        |        |        |        |  |  |
|   |  |                           | <b>RTA 00</b>           |          |                        |          |          |                        |          |        |        |        |        |        |  |  |
|  <p><b>Armless Side Chair</b><br/>COM Yardage: 1.25<br/>Freight Class: 300<br/>Product Weight (lbs.): 22<br/>Cubic Feet Per Carton: 11.75</p>    | <p>Does not stack.</p> <p>Ergonomic Features:<br/>M, N</p> | <b>2108</b>               | \$536                   | \$583    | \$620                  | \$676    | \$752    | \$781                  | \$850    | \$979  | \$1042 | \$1161 | \$1323 | \$1527 |  |  |
|   |  | <b>OVERALL DIMENSIONS</b> |                         |          | <b>SEAT DIMENSIONS</b> |          |          | <b>BACK DIMENSIONS</b> |          |        |        |        |        |        |  |  |
|   |  | <b>W</b>                  | <b>D</b>                | <b>H</b> | <b>W</b>               | <b>D</b> | <b>H</b> | <b>W</b>               | <b>H</b> |        |        |        |        |        |  |  |
|   |  | 21.5                      | 22                      | 34.5     | 20.5                   | 17       | 18.5     | 20.5                   | 16       |        |        |        |        |        |  |  |
|   |  |                           | <b>RTA 00</b>           |          |                        |          |          |                        |          |        |        |        |        |        |  |  |
|  <p><b>Armless Barstool</b><br/>COM Yardage: 1.25<br/>Freight Class: 250<br/>Product Weight (lbs.): 30<br/>Cubic Feet Per Carton: 14.75</p>      | <p>Does not stack.</p> <p>Ergonomic Features:<br/>M, N</p> | <b>2109</b>               | \$773                   | \$820    | \$859                  | \$913    | \$991    | \$1018                 | \$1088   | \$1217 | \$1278 | \$1398 | \$1560 | \$1763 |  |  |
|   |  | <b>OVERALL DIMENSIONS</b> |                         |          | <b>SEAT DIMENSIONS</b> |          |          | <b>BACK DIMENSIONS</b> |          |        |        |        |        |        |  |  |
|   |  | <b>W</b>                  | <b>D</b>                | <b>H</b> | <b>W</b>               | <b>D</b> | <b>H</b> | <b>W</b>               | <b>H</b> |        |        |        |        |        |  |  |
|   |  | 21                        | 23.5                    | 44.5     | 20                     | 17       | 28       | 20.5                   | 17.5     |        |        |        |        |        |  |  |
|   |  |                           | <b>RTA 00</b>           |          |                        |          |          |                        |          |        |        |        |        |        |  |  |

DUET™



model 6620



model 6621G



model 6627



model 6621TR



model 6632



model 6720PB



model 6720



model 6692 (2 units) on 6500S2 (Beam)

STANDARD FEATURES

- Unique high density seating that is both comfortable and durable.
- Tablet arms are extremely rugged and meets ANSI-BIFMA testing requirements. Tablet hinges up to allow ease of egress. Tablet slides forward and back to accommodate any body size comfortably. Tablet models do not stack.
- Standard tablet (**D8**) size is 18"D x 14 1/2"W and is made of black polymer. Tablets are attached at the left or right (as seated). Tablet arms are not available on stools. Tablet models do not stack.
- All sled-base models have a wall saver frame design with rear legs contacting the wall first leaving clearance between the seat back and wall.
- Armless "G" models feature a patented interlocking feature that allows chairs to be ganged together in rows.
- Model 6626 ganging clamp set is available for use on all armchairs and standard armless models. These brackets snap on the front and rear of the sled base allowing these models to connect together in rows. In Black finish only.
- Clear polycarbonate glides (**CG**) are standard and suitable for carpet, rubber or concrete flooring.
- Weight capacity for this series is 300 lbs.
- Dual wheel carpet casters (**C1**) are standard on task chairs.
- Duet beam seating consists of upper seat units (models 6690, 6691, 6692, 6693, 6697 and 6698) including mounting brackets and all hardware necessary for attachment to beam.
- For all beam components, tables and a complete list of available upper seat units, see Beam Seating series.
- **Specifications and pricing are for 1 chair.**
- Pedestal base models provide fixed location seating for use in auditoriums, classrooms, jury boxes, public venues and more. The base must be mounted to the floor (mounting hardware not included). See Pedestal Base Installation Guide for details.
- Check textile availability prior to specifying upholstery material.






OPTIONAL FEATURES

- Polypropylene seats, backs and coordinating arms are available in 14 designer colors. Choose from Buzz Blue (**BZB**), Cactus (**CCT**), Carrot (**CRO**), Cloud (**IVC**), Dijon (**DJN**), Eggplant (**EGP**), Fog (**FOG**), Frost (**FRO**), Ink (**INK**), Latte (**LAB**), Night (**BLK**), Sand (**SND**), Scarlet (**SAR**), and Shadow (**SHW**).
- An optional 18.5"D x 18.5"W high pressure laminate writing tablet is available. The core is hardwood veneer plywood with radiused edge finished in clear lacquer. This writing tablet is offered in the following finishes: Black (**BLK**), Clear Maple (**CMB**), Designer White (**DWT**) and Noce Grigio (**NGL**). Please specify. Add \$64.
- Chairs will have additional stitch details when upholstered in vinyl.
- A selection of glide options is available. Glide must be chosen to best suit flooring type and site conditions.
- Chrome frame is optionally available without glides (**WS**) and is suitable for rubberized and carpeted floors, please specify. No upcharge
- Glides with felt pads (**FG**) are available for vinyl sheet, cork or laminate flooring, please specify. Add \$34
- Glides with rubber pads (**RG**) are available for vinyl, hardwood, laminate, stone or ceramic flooring, please specify. Add \$34.
- Glides with stainless steel pads (**SG**) are available for carpet or rubber flooring, please specify. Add \$34.
- For task base models, hard surface flooring casters are available. Specify (**C9R**). Add \$72.
- Pedestal base models have black base with 2" height adjustable cylinders. Specify (**SCC**) swivel, auto return to max height (no upcharge); (**SN**) non-swivel, auto return to max height (Add \$21); or, (**SC**) swivel, self-centering and return to max height (add \$33).

|                                       | Duet Chairs Stacking Capability |                         | Duet Stools Stacking Capability |                   |
|---------------------------------------|---------------------------------|-------------------------|---------------------------------|-------------------|
|                                       | Stacking on floor               | Stacking on dolly #6624 | Stacking on floor               | Stacking on dolly |
| <b>Armless</b>                        |                                 |                         |                                 |                   |
| Polypropylene seat & back             | up to 12 high                   | up to 40* high          | up to 12 high                   | N/A               |
| Polypropylene back & upholstered seat | up to 5 high                    | up to 12 high           | up to 5 high                    | N/A               |
| Upholstered seat & back               | up to 5 high                    | up to 12 high           | up to 5 high                    | N/A               |
| <b>With Arms</b>                      |                                 |                         |                                 |                   |
| Polypropylene seat & back             | up to 5 high                    | up to 24 high           | up to 5 high                    | N/A               |
| Polypropylene back & upholstered seat | up to 5 high                    | up to 12 high           | up to 5 high                    | N/A               |
| Upholstered seat & back               | up to 5 high                    | up to 12 high           | up to 5 high                    | N/A               |

\* THROUGH 80" DOORWAY, STACKS 36 HIGH









# MULTI-PURPOSE






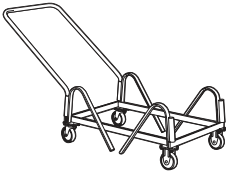

| DESCRIPTION  | FEATURES  | MODEL#             | STANDARD TEXTILE GRADES   |          |          |                        |          |          |                        |          |   |    |    |    |   |  |
|--|---|--------------------|---------------------------|----------|----------|------------------------|----------|----------|------------------------|----------|---|----|----|----|---|--|
|  |   |                    | 1                         | 2        | 3        | 4                      | 5        | 6        | 7                      | 8        | 9 | 10 | 11 | 12 |   |  |
|  <p><b>ArmChair</b><br/>COM Yardage: N/A<br/>Freight Class: 150<br/>Product Weight (lbs.): 19<br/>Cubic Feet Per Carton: 4.63 (4 per carton)</p>                          | Stacks 5 high on floor.<br>Stacks 24 high on dolly. | 6620               | \$368                     | -        | -        | -                      | -        | -        | -                      | -        | - | -  | -  | -  | - |  |
|  |   |                    | <b>OVERALL DIMENSIONS</b> |          |          | <b>SEAT DIMENSIONS</b> |          |          | <b>BACK DIMENSIONS</b> |          |   |    |    |    |   |  |
|  |   |                    | <b>W</b>                  | <b>D</b> | <b>H</b> | <b>W</b>               | <b>D</b> | <b>H</b> | <b>W</b>               | <b>H</b> |   |    |    |    |   |  |
|  |   |                    | 25.5                      | 22.75    | 33.25    | 18                     | 17.5     | 16.5     | 18                     | 16       |   |    |    |    |   |  |
|  |   |                    | <b>RTA 00</b>             |          |          |                        |          |          |                        |          |   |    |    |    |   |  |
|  <p><b>Armchair w/Bookrack</b><br/>COM Yardage: N/A<br/>Freight Class: 300<br/>Product Weight (lbs.): 25<br/>Cubic Feet Per Carton: 13.25 (1 per carton)</p>              | Does not stack.                                     | 6620B              | \$517                     | -        | -        | -                      | -        | -        | -                      | -        | - | -  | -  | -  |   |  |
|  |   |                    | <b>OVERALL DIMENSIONS</b> |          |          | <b>SEAT DIMENSIONS</b> |          |          | <b>BACK DIMENSIONS</b> |          |   |    |    |    |   |  |
|  |   |                    | <b>W</b>                  | <b>D</b> | <b>H</b> | <b>W</b>               | <b>D</b> | <b>H</b> | <b>W</b>               | <b>H</b> |   |    |    |    |   |  |
|  |   |                    | 25.5                      | 22.75    | 33.25    | 18                     | 17.5     | 16.5     | 18                     | 16       |   |    |    |    |   |  |
|  |   |                    | <b>RTA 00</b>             |          |          |                        |          |          |                        |          |   |    |    |    |   |  |
|  <p><b>Armchair w/Back pack rack</b><br/>COM Yardage: N/A<br/>Freight Class: 300<br/>Product Weight (lbs.): 25.5<br/>Cubic Feet Per Carton: 13.25 (1 per carton)</p>     | Does not stack.                                     | 6620P              | \$542                     | -        | -        | -                      | -        | -        | -                      | -        | - | -  | -  | -  |   |  |
|  |   |                    | <b>OVERALL DIMENSIONS</b> |          |          | <b>SEAT DIMENSIONS</b> |          |          | <b>BACK DIMENSIONS</b> |          |   |    |    |    |   |  |
|  |   |                    | <b>W</b>                  | <b>D</b> | <b>H</b> | <b>W</b>               | <b>D</b> | <b>H</b> | <b>W</b>               | <b>H</b> |   |    |    |    |   |  |
|  |   |                    | 25.5                      | 22.75    | 33.25    | 18                     | 17.5     | 16.5     | 18                     | 16       |   |    |    |    |   |  |
|  |   |                    | <b>RTA 00</b>             |          |          |                        |          |          |                        |          |   |    |    |    |   |  |
|  <p><b>Armchair w/Tablet</b><br/>COM Yardage: N/A<br/>Freight Class: 150<br/>Product Weight (lbs.): 33<br/>Cubic Feet Per Carton: 8 (2 per carton)</p>                  | Does not stack.                                     | 6620TR<br>6620TL   | \$763                     | -        | -        | -                      | -        | -        | -                      | -        | - | -  | -  | -  |   |  |
|  |   |                    | <b>OVERALL DIMENSIONS</b> |          |          | <b>SEAT DIMENSIONS</b> |          |          | <b>BACK DIMENSIONS</b> |          |   |    |    |    |   |  |
|  |   |                    | <b>W</b>                  | <b>D</b> | <b>H</b> | <b>W</b>               | <b>D</b> | <b>H</b> | <b>W</b>               | <b>H</b> |   |    |    |    |   |  |
|  |   |                    | 26.25                     | 27.75    | 33.25    | 18                     | 17.5     | 16.5     | 18                     | 16       |   |    |    |    |   |  |
|  |   |                    | <b>RTA 00</b>             |          |          |                        |          |          |                        |          |   |    |    |    |   |  |
|  <p><b>Armchair w/Tablet and Bookrack</b><br/>COM Yardage: N/A<br/>Freight Class: 250<br/>Product Weight (lbs.): 34<br/>Cubic Feet Per Carton: 16.25 (1 per carton)</p> | Does not stack.                                     | 6620TRB<br>6620TLB | \$933                     | -        | -        | -                      | -        | -        | -                      | -        | - | -  | -  | -  |   |  |
|  |   |                    | <b>OVERALL DIMENSIONS</b> |          |          | <b>SEAT DIMENSIONS</b> |          |          | <b>BACK DIMENSIONS</b> |          |   |    |    |    |   |  |
|  |   |                    | <b>W</b>                  | <b>D</b> | <b>H</b> | <b>W</b>               | <b>D</b> | <b>H</b> | <b>W</b>               | <b>H</b> |   |    |    |    |   |  |
|  |   |                    | 26.25                     | 27.75    | 33.25    | 18                     | 17.5     | 16.5     | 18                     | 16       |   |    |    |    |   |  |
|  |   |                    | <b>RTA 00</b>             |          |          |                        |          |          |                        |          |   |    |    |    |   |  |

























| DESCRIPTION   | FEATURES   | MODEL#   | STANDARD TEXTILE GRADES  |                                  |                                 |                                 |                               |                               |                               |   |        |        |        |        |        |
|---|--|--|--|----------------------------------|---------------------------------|---------------------------------|-------------------------------|-------------------------------|-------------------------------|---|--------|--------|--------|--------|--------|
|   |  |  | 1  | 2                                | 3                               | 4                               | 5                             | 6                             | 7                             | 8   | 9      | 10     | 11     | 12     |        |
|  <p><b>Armchair w/Tablet</b><br/>COM Yardage: 1<br/>Freight Class: 250<br/>Product Weight (lbs.): 27<br/>Cubic Feet Per Carton: 16 (2 per carton)</p>                        | Upholstered Seat.<br>Does not stack.<br>Must specify (L) Left or (R) Right Tablet. | <b>6622TR</b><br><b>6622TL</b>   | \$868  | \$908                            | \$941                           | \$987                           | \$1053                        | \$1076                        | \$1134                        | \$1245  | \$1299 | \$1401 | \$1541 | \$1717 |        |
|   |  |  | <b>OVERALL DIMENSIONS</b><br>W D H                                       |                                  |                                 | <b>SEAT DIMENSIONS</b><br>W D H |                               |                               | <b>BACK DIMENSIONS</b><br>W H |   |        |        |        |        |        |
|   |  | 26.25  | 27.75  | 33.25                            | 18                              | 17.5                            | 17                            | 18                            | 15.5                          | <b>RTA 00</b>   |        |        |        |        |        |
|   |  |  <p><b>Armchair w/Tablet and Bookrack</b><br/>COM Yardage: 1<br/>Freight Class: 250<br/>Product Weight (lbs.): 37<br/>Cubic Feet Per Carton: 16.25 (1 per carton)</p> | Upholstered Seat.<br>Does not stack.                                     | <b>6622TRB</b><br><b>6622TLB</b> | \$1037                          | \$1081                          | \$1110                        | \$1156                        | \$1222                        | \$1245  | \$1304 | \$1414 | \$1468 | \$1570 | \$1710 |
| <b>OVERALL DIMENSIONS</b><br>W D H  |  |  |  |                                  | <b>SEAT DIMENSIONS</b><br>W D H |                                 |                               | <b>BACK DIMENSIONS</b><br>W H |                               |   |        |        |        |        |        |
| 26.25   | 27.75  |  |  | 33.25                            | 18                              | 17.5                            | 17                            | 18                            | 15.5                          | <b>RTA 00</b>   |        |        |        |        |        |
|  <p><b>Armchair w/Tablet and Back pack rack</b><br/>COM Yardage: 1<br/>Freight Class: 250<br/>Product Weight (lbs.): 37<br/>Cubic Feet Per Carton: 16.25 (1 per carton)</p> | Upholstered Seat.<br>Does not stack.   |  |  | <b>6622TRP</b><br><b>6622TLP</b> | \$1062                          | \$1105                          | \$1136                        | \$1182                        | \$1247                        | \$1271  | \$1329 | \$1439 | \$1494 | \$1596 | \$1736 |
|   |  | <b>OVERALL DIMENSIONS</b><br>W D H   |  |                                  | <b>SEAT DIMENSIONS</b><br>W D H |                                 |                               | <b>BACK DIMENSIONS</b><br>W H |                               |   |        |        |        |        |        |
|   |  | 26.25  | 27.75  | 33.25                            | 18                              | 17.5                            | 17                            | 18                            | 15.5                          | <b>RTA 00</b>  |        |        |        |        |        |
|   |  |   <p><b>6623</b>      <b>6623G</b></p>   | Upholstered Seat.<br>Stacks 5 high on floor.<br>Stacks 12 high on dolly. | <b>6623</b>                      | \$362                           | \$400                           | \$429                         | \$470                         | \$529                         | \$549   | \$601  | \$701  | \$749  | \$839  | \$964  |
| <b>6623G</b><br>Ganging   | \$389  |  |  |                                  | \$427                           | \$456                           | \$497                         | \$556                         | \$576                         | \$628   | \$728  | \$776  | \$866  | \$991  | \$1145 |
|   | <b>OVERALL DIMENSIONS</b><br>W D H   |  |  | <b>SEAT DIMENSIONS</b><br>W D H  |                                 |                                 | <b>BACK DIMENSIONS</b><br>W H |                               |                               |   |        |        |        |        |        |
| 20.5  | 23   |  |  | 33.25                            | 18                              | 17.5                            | 17                            | 18                            | 16                            | <b>RTA 00</b>   |        |        |        |        |        |
|   <p><b>6623B</b>      <b>6623GB</b></p>  | Upholstered Seat.<br>Does not stack.   | <b>6623B</b>   | \$512  | \$555                            | \$582                           | \$627                           | \$690                         | \$709                         | \$766                         | \$867   | \$917  | \$1015 | \$1145 | \$1308 |        |
|   |  |  | <b>6623GB</b><br>Ganging   | \$540                            | \$580                           | \$610                           | \$657                         | \$718                         | \$738                         | \$795   | \$897  | \$947  | \$1044 | \$1174 | \$1336 |
|   |  | <b>OVERALL DIMENSIONS</b><br>W D H   |  |                                  | <b>SEAT DIMENSIONS</b><br>W D H |                                 |                               | <b>BACK DIMENSIONS</b><br>W H |                               |   |        |        |        |        |        |
|   |  | 20.5   | 23   | 33.25                            | 18                              | 17.5                            | 17                            | 18                            | 16                            | <b>RTA 00</b>   |        |        |        |        |        |






| DESCRIPTION   | FEATURES   | MODEL# | STANDARD TEXTILE GRADES  |  |    |                 |      |   |   |   |   |    |    |    |                    |  |  |                 |  |  |                 |  |  |   |   |   |   |   |   |   |   |  |      |       |       |    |      |    |    |      |  |
|---|--|--------|--|--|----|-----------------|------|---|---|---|---|----|----|----|--------------------|--|--|-----------------|--|--|-----------------|--|--|---|---|---|---|---|---|---|---|--|------|-------|-------|----|------|----|----|------|--|
|   |  |        | 1  | 2  | 3  | 4               | 5    | 6 | 7 | 8 | 9 | 10 | 11 | 12 |                    |  |  |                 |  |  |                 |  |  |   |   |   |   |   |   |   |   |  |      |       |       |    |      |    |    |      |  |
| <br><b>6623P</b> | <br><b>6623GP</b> |        |  |  |    |                 |      |   |   |   |   |    |    |    |                    |  |  |                 |  |  |                 |  |  |   |   |   |   |   |   |   |   |  |      |       |       |    |      |    |    |      |  |
|   |  |        | <p><b>Armless Chair</b> w/Back pack rack<br/>COM Yardage: 0.75<br/>Freight Class: 250<br/>Product Weight (lbs.): 28<br/>Cubic Feet Per Carton: 11.25 (1 per carton)</p>  | <p>Upholstered Seat.<br/>Does not stack.</p> |    |                 |      |   |   |   |   |    |    |    |                    |  |  |                 |  |  |                 |  |  |   |   |   |   |   |   |   |   |  |      |       |       |    |      |    |    |      |  |
|   |  |        | <table border="1"> <thead> <tr> <th colspan="3">OVERALL DIMENSIONS</th> <th colspan="3">SEAT DIMENSIONS</th> <th colspan="3">BACK DIMENSIONS</th> </tr> <tr> <th>W</th><th>D</th><th>H</th><th>W</th><th>D</th><th>H</th><th>W</th><th>H</th><th></th> </tr> </thead> <tbody> <tr> <td>20.5</td><td>23</td><td>33.25</td><td>18</td><td>17.5</td><td>17</td><td>18</td><td>16</td><td></td> </tr> </tbody> </table>      |  |    |                 |      |   |   |   |   |    |    |    | OVERALL DIMENSIONS |  |  | SEAT DIMENSIONS |  |  | BACK DIMENSIONS |  |  | W | D | H | W | D | H | W | H |  | 20.5 | 23    | 33.25 | 18 | 17.5 | 17 | 18 | 16   |  |
| OVERALL DIMENSIONS  |  |        | SEAT DIMENSIONS  |  |    | BACK DIMENSIONS |      |   |   |   |   |    |    |    |                    |  |  |                 |  |  |                 |  |  |   |   |   |   |   |   |   |   |  |      |       |       |    |      |    |    |      |  |
| W   | D  | H      | W  | D  | H  | W               | H    |   |   |   |   |    |    |    |                    |  |  |                 |  |  |                 |  |  |   |   |   |   |   |   |   |   |  |      |       |       |    |      |    |    |      |  |
| 20.5  | 23   | 33.25  | 18   | 17.5   | 17 | 18              | 16   |   |   |   |   |    |    |    |                    |  |  |                 |  |  |                 |  |  |   |   |   |   |   |   |   |   |  |      |       |       |    |      |    |    |      |  |
|   |  |        | <table border="1"> <thead> <tr> <th colspan="12">RTA 00</th> </tr> </thead> </table>   |  |    |                 |      |   |   |   |   |    |    |    | RTA 00             |  |  |                 |  |  |                 |  |  |   |   |   |   |   |   |   |   |  |      |       |       |    |      |    |    |      |  |
| RTA 00  |  |        |  |  |    |                 |      |   |   |   |   |    |    |    |                    |  |  |                 |  |  |                 |  |  |   |   |   |   |   |   |   |   |  |      |       |       |    |      |    |    |      |  |
|                  |  |        |  |  |    |                 |      |   |   |   |   |    |    |    |                    |  |  |                 |  |  |                 |  |  |   |   |   |   |   |   |   |   |  |      |       |       |    |      |    |    |      |  |
|   |  |        | <p><b>Armless Chair</b> w/Tablet<br/>COM Yardage: 1<br/>Freight Class: 250<br/>Product Weight (lbs.): 29<br/>Cubic Feet Per Carton: 16 (2 per carton)</p>  | <p>Upholstered Seat.<br/>Does not stack.</p> |    |                 |      |   |   |   |   |    |    |    |                    |  |  |                 |  |  |                 |  |  |   |   |   |   |   |   |   |   |  |      |       |       |    |      |    |    |      |  |
|   |  |        | <table border="1"> <thead> <tr> <th colspan="3">OVERALL DIMENSIONS</th> <th colspan="3">SEAT DIMENSIONS</th> <th colspan="3">BACK DIMENSIONS</th> </tr> <tr> <th>W</th><th>D</th><th>H</th><th>W</th><th>D</th><th>H</th><th>W</th><th>H</th><th></th> </tr> </thead> <tbody> <tr> <td>24.5</td><td>27.75</td><td>33.25</td><td>18</td><td>17.5</td><td>17</td><td>18</td><td>15.5</td><td></td> </tr> </tbody> </table> |  |    |                 |      |   |   |   |   |    |    |    | OVERALL DIMENSIONS |  |  | SEAT DIMENSIONS |  |  | BACK DIMENSIONS |  |  | W | D | H | W | D | H | W | H |  | 24.5 | 27.75 | 33.25 | 18 | 17.5 | 17 | 18 | 15.5 |  |
| OVERALL DIMENSIONS  |  |        | SEAT DIMENSIONS  |  |    | BACK DIMENSIONS |      |   |   |   |   |    |    |    |                    |  |  |                 |  |  |                 |  |  |   |   |   |   |   |   |   |   |  |      |       |       |    |      |    |    |      |  |
| W   | D  | H      | W  | D  | H  | W               | H    |   |   |   |   |    |    |    |                    |  |  |                 |  |  |                 |  |  |   |   |   |   |   |   |   |   |  |      |       |       |    |      |    |    |      |  |
| 24.5  | 27.75  | 33.25  | 18   | 17.5   | 17 | 18              | 15.5 |   |   |   |   |    |    |    |                    |  |  |                 |  |  |                 |  |  |   |   |   |   |   |   |   |   |  |      |       |       |    |      |    |    |      |  |
|   |  |        | <table border="1"> <thead> <tr> <th colspan="12">RTA 00</th> </tr> </thead> </table>   |  |    |                 |      |   |   |   |   |    |    |    | RTA 00             |  |  |                 |  |  |                 |  |  |   |   |   |   |   |   |   |   |  |      |       |       |    |      |    |    |      |  |
| RTA 00  |  |        |  |  |    |                 |      |   |   |   |   |    |    |    |                    |  |  |                 |  |  |                 |  |  |   |   |   |   |   |   |   |   |  |      |       |       |    |      |    |    |      |  |
|                 |  |        |  |  |    |                 |      |   |   |   |   |    |    |    |                    |  |  |                 |  |  |                 |  |  |   |   |   |   |   |   |   |   |  |      |       |       |    |      |    |    |      |  |
|   |  |        | <p><b>Armless Chair</b> w/Tablet and Bookrack<br/>COM Yardage: 1<br/>Freight Class: 250<br/>Product Weight (lbs.): 30<br/>Cubic Feet Per Carton: 16.25 (1 per carton)</p>  | <p>Upholstered Seat.<br/>Does not stack.</p> |    |                 |      |   |   |   |   |    |    |    |                    |  |  |                 |  |  |                 |  |  |   |   |   |   |   |   |   |   |  |      |       |       |    |      |    |    |      |  |
|   |  |        | <table border="1"> <thead> <tr> <th colspan="3">OVERALL DIMENSIONS</th> <th colspan="3">SEAT DIMENSIONS</th> <th colspan="3">BACK DIMENSIONS</th> </tr> <tr> <th>W</th><th>D</th><th>H</th><th>W</th><th>D</th><th>H</th><th>W</th><th>H</th><th></th> </tr> </thead> <tbody> <tr> <td>24.5</td><td>27.75</td><td>33.25</td><td>18</td><td>17.5</td><td>17</td><td>18</td><td>15.5</td><td></td> </tr> </tbody> </table> |  |    |                 |      |   |   |   |   |    |    |    | OVERALL DIMENSIONS |  |  | SEAT DIMENSIONS |  |  | BACK DIMENSIONS |  |  | W | D | H | W | D | H | W | H |  | 24.5 | 27.75 | 33.25 | 18 | 17.5 | 17 | 18 | 15.5 |  |
| OVERALL DIMENSIONS  |  |        | SEAT DIMENSIONS  |  |    | BACK DIMENSIONS |      |   |   |   |   |    |    |    |                    |  |  |                 |  |  |                 |  |  |   |   |   |   |   |   |   |   |  |      |       |       |    |      |    |    |      |  |
| W   | D  | H      | W  | D  | H  | W               | H    |   |   |   |   |    |    |    |                    |  |  |                 |  |  |                 |  |  |   |   |   |   |   |   |   |   |  |      |       |       |    |      |    |    |      |  |
| 24.5  | 27.75  | 33.25  | 18   | 17.5   | 17 | 18              | 15.5 |   |   |   |   |    |    |    |                    |  |  |                 |  |  |                 |  |  |   |   |   |   |   |   |   |   |  |      |       |       |    |      |    |    |      |  |
|   |  |        | <table border="1"> <thead> <tr> <th colspan="12">RTA 00</th> </tr> </thead> </table>   |  |    |                 |      |   |   |   |   |    |    |    | RTA 00             |  |  |                 |  |  |                 |  |  |   |   |   |   |   |   |   |   |  |      |       |       |    |      |    |    |      |  |
| RTA 00  |  |        |  |  |    |                 |      |   |   |   |   |    |    |    |                    |  |  |                 |  |  |                 |  |  |   |   |   |   |   |   |   |   |  |      |       |       |    |      |    |    |      |  |
|                |  |        |  |  |    |                 |      |   |   |   |   |    |    |    |                    |  |  |                 |  |  |                 |  |  |   |   |   |   |   |   |   |   |  |      |       |       |    |      |    |    |      |  |
|   |  |        | <p><b>Armless Chair</b> w/Tablet and Back pack rack<br/>COM Yardage: 1<br/>Freight Class: 250<br/>Product Weight (lbs.): 35<br/>Cubic Feet Per Carton: 16.25 (1 per carton)</p>  | <p>Upholstered Seat.<br/>Does not stack.</p> |    |                 |      |   |   |   |   |    |    |    |                    |  |  |                 |  |  |                 |  |  |   |   |   |   |   |   |   |   |  |      |       |       |    |      |    |    |      |  |
|   |  |        | <table border="1"> <thead> <tr> <th colspan="3">OVERALL DIMENSIONS</th> <th colspan="3">SEAT DIMENSIONS</th> <th colspan="3">BACK DIMENSIONS</th> </tr> <tr> <th>W</th><th>D</th><th>H</th><th>W</th><th>D</th><th>H</th><th>W</th><th>H</th><th></th> </tr> </thead> <tbody> <tr> <td>24.5</td><td>27.75</td><td>33.25</td><td>18</td><td>17.5</td><td>17</td><td>18</td><td>15.5</td><td></td> </tr> </tbody> </table> |  |    |                 |      |   |   |   |   |    |    |    | OVERALL DIMENSIONS |  |  | SEAT DIMENSIONS |  |  | BACK DIMENSIONS |  |  | W | D | H | W | D | H | W | H |  | 24.5 | 27.75 | 33.25 | 18 | 17.5 | 17 | 18 | 15.5 |  |
| OVERALL DIMENSIONS  |  |        | SEAT DIMENSIONS  |  |    | BACK DIMENSIONS |      |   |   |   |   |    |    |    |                    |  |  |                 |  |  |                 |  |  |   |   |   |   |   |   |   |   |  |      |       |       |    |      |    |    |      |  |
| W   | D  | H      | W  | D  | H  | W               | H    |   |   |   |   |    |    |    |                    |  |  |                 |  |  |                 |  |  |   |   |   |   |   |   |   |   |  |      |       |       |    |      |    |    |      |  |
| 24.5  | 27.75  | 33.25  | 18   | 17.5   | 17 | 18              | 15.5 |   |   |   |   |    |    |    |                    |  |  |                 |  |  |                 |  |  |   |   |   |   |   |   |   |   |  |      |       |       |    |      |    |    |      |  |
|   |  |        | <table border="1"> <thead> <tr> <th colspan="12">RTA 00</th> </tr> </thead> </table>   |  |    |                 |      |   |   |   |   |    |    |    | RTA 00             |  |  |                 |  |  |                 |  |  |   |   |   |   |   |   |   |   |  |      |       |       |    |      |    |    |      |  |
| RTA 00  |  |        |  |  |    |                 |      |   |   |   |   |    |    |    |                    |  |  |                 |  |  |                 |  |  |   |   |   |   |   |   |   |   |  |      |       |       |    |      |    |    |      |  |
|                |  |        |  |  |    |                 |      |   |   |   |   |    |    |    |                    |  |  |                 |  |  |                 |  |  |   |   |   |   |   |   |   |   |  |      |       |       |    |      |    |    |      |  |
|   |  |        | <p><b>Dolly</b><br/>COM Yardage: N/A<br/>Freight Class: 150<br/>Product Weight (lbs.): 40<br/>Cubic Feet Per Carton: 9.5 (1 per carton)</p>  |  |    |                 |      |   |   |   |   |    |    |    |                    |  |  |                 |  |  |                 |  |  |   |   |   |   |   |   |   |   |  |      |       |       |    |      |    |    |      |  |
|   |  |        | <table border="1"> <thead> <tr> <th colspan="3">OVERALL DIMENSIONS</th> <th colspan="3">SEAT DIMENSIONS</th> <th colspan="3">BACK DIMENSIONS</th> </tr> <tr> <th>W</th><th>D</th><th>H</th><th>W</th><th>D</th><th>H</th><th>W</th><th>H</th><th></th> </tr> </thead> <tbody> <tr> <td>22.5</td><td>51</td><td>38.25</td><td>-</td><td>-</td><td>-</td><td>-</td><td>-</td><td></td> </tr> </tbody> </table>             |  |    |                 |      |   |   |   |   |    |    |    | OVERALL DIMENSIONS |  |  | SEAT DIMENSIONS |  |  | BACK DIMENSIONS |  |  | W | D | H | W | D | H | W | H |  | 22.5 | 51    | 38.25 | -  | -    | -  | -  | -    |  |
| OVERALL DIMENSIONS  |  |        | SEAT DIMENSIONS  |  |    | BACK DIMENSIONS |      |   |   |   |   |    |    |    |                    |  |  |                 |  |  |                 |  |  |   |   |   |   |   |   |   |   |  |      |       |       |    |      |    |    |      |  |
| W   | D  | H      | W  | D  | H  | W               | H    |   |   |   |   |    |    |    |                    |  |  |                 |  |  |                 |  |  |   |   |   |   |   |   |   |   |  |      |       |       |    |      |    |    |      |  |
| 22.5  | 51   | 38.25  | -  | -  | -  | -               | -    |   |   |   |   |    |    |    |                    |  |  |                 |  |  |                 |  |  |   |   |   |   |   |   |   |   |  |      |       |       |    |      |    |    |      |  |
|   |  |        | <table border="1"> <thead> <tr> <th colspan="12">RTA 1</th> </tr> </thead> </table>   |  |    |                 |      |   |   |   |   |    |    |    | RTA 1              |  |  |                 |  |  |                 |  |  |   |   |   |   |   |   |   |   |  |      |       |       |    |      |    |    |      |  |
| RTA 1   |  |        |  |  |    |                 |      |   |   |   |   |    |    |    |                    |  |  |                 |  |  |                 |  |  |   |   |   |   |   |   |   |   |  |      |       |       |    |      |    |    |      |  |

| DESCRIPTION  | FEATURES | MODEL#           | STANDARD TEXTILE GRADES   |          |          |                        |          |          |                        |          |        |        |        |        |
|--|----------|------------------|---------------------------|----------|----------|------------------------|----------|----------|------------------------|----------|--------|--------|--------|--------|
|  |          |                  | 1                         | 2        | 3        | 4                      | 5        | 6        | 7                      | 8        | 9      | 10     | 11     | 12     |
|   |          | 6626             | \$30                      | -        | -        | -                      | -        | -        | -                      | -        | -      | -      | -      | -      |
|  |          |                  |                           |          |          |                        |          |          |                        |          |        |        |        |        |
|  |          |                  | <b>OVERALL DIMENSIONS</b> |          |          | <b>SEAT DIMENSIONS</b> |          |          | <b>BACK DIMENSIONS</b> |          |        |        |        |        |
|  |          |                  | <b>W</b>                  | <b>D</b> | <b>H</b> | <b>W</b>               | <b>D</b> | <b>H</b> | <b>W</b>               | <b>H</b> |        |        |        |        |
| <b>Ganging Clamp Set - 2 Clamps</b><br>COM Yardage: N/A<br>Freight Class: 70<br>Product Weight (lbs.): 0.3<br>Cubic Feet Per Carton: 0.01 (1 set per carton) |          |                  | 1                         | 6.5      | 00.75    | -                      | -        | -        | -                      | -        |        |        |        |        |
|  |          |                  | RTA 00                    |          | UPS      |                        |          |          |                        |          |        |        |        |        |
|   |          | 6627             | \$525                     | \$592    | \$623    | \$663                  | \$729    | \$747    | \$802                  | \$906    | \$955  | \$1051 | \$1182 | \$1347 |
|  |          |                  |                           |          |          |                        |          |          |                        |          |        |        |        |        |
|  |          |                  | <b>OVERALL DIMENSIONS</b> |          |          | <b>SEAT DIMENSIONS</b> |          |          | <b>BACK DIMENSIONS</b> |          |        |        |        |        |
|  |          |                  | <b>W</b>                  | <b>D</b> | <b>H</b> | <b>W</b>               | <b>D</b> | <b>H</b> | <b>W</b>               | <b>H</b> |        |        |        |        |
| <b>Armchair</b><br>COM Yardage: 0.75<br>Freight Class: 150<br>Product Weight (lbs.): 27<br>Cubic Feet Per Carton: 5.56 (4 per carton)                        |          |                  | 25.5                      | 23       | 33.25    | 18                     | 17.5     | 17       | 18                     | 16       |        |        |        |        |
|  |          |                  | RTA 00                    |          |          |                        |          |          |                        |          |        |        |        |        |
|    |          | 6627B            | \$679                     | \$719    | \$749    | \$794                  | \$857    | \$877    | \$933                  | \$1034   | \$1086 | \$1183 | \$1312 | \$1475 |
|  |          |                  |                           |          |          |                        |          |          |                        |          |        |        |        |        |
|  |          |                  | <b>OVERALL DIMENSIONS</b> |          |          | <b>SEAT DIMENSIONS</b> |          |          | <b>BACK DIMENSIONS</b> |          |        |        |        |        |
|  |          |                  | <b>W</b>                  | <b>D</b> | <b>H</b> | <b>W</b>               | <b>D</b> | <b>H</b> | <b>W</b>               | <b>H</b> |        |        |        |        |
| <b>Armchair w/Bookrack</b><br>COM Yardage: 0.75<br>Freight Class: 250<br>Product Weight (lbs.): 31<br>Cubic Feet Per Carton: 13.25 (1 per carton)            |          |                  | 25.5                      | 23       | 33.25    | 18                     | 17.5     | 17       | 18                     | 16       |        |        |        |        |
|  |          |                  | RTA 00                    |          |          |                        |          |          |                        |          |        |        |        |        |
|   |          | 6627P            | \$706                     | \$746    | \$776    | \$820                  | \$881    | \$904    | \$960                  | \$1061   | \$1111 | \$1208 | \$1338 | \$1499 |
|  |          |                  |                           |          |          |                        |          |          |                        |          |        |        |        |        |
|  |          |                  | <b>OVERALL DIMENSIONS</b> |          |          | <b>SEAT DIMENSIONS</b> |          |          | <b>BACK DIMENSIONS</b> |          |        |        |        |        |
|  |          |                  | <b>W</b>                  | <b>D</b> | <b>H</b> | <b>W</b>               | <b>D</b> | <b>H</b> | <b>W</b>               | <b>H</b> |        |        |        |        |
| <b>Armchair w/Back pack rack</b><br>COM Yardage: 0.75<br>Freight Class: 250<br>Product Weight (lbs.): 31<br>Cubic Feet Per Carton: 13.25 (1 per carton)      |          |                  | 25.5                      | 23       | 33.25    | 18                     | 17.5     | 17       | 18                     | 16       |        |        |        |        |
|  |          |                  | RTA 00                    |          |          |                        |          |          |                        |          |        |        |        |        |
|   |          | 6627TR<br>6627TL | \$912                     | \$955    | \$985    | \$1031                 | \$1097   | \$1120   | \$1178                 | \$1289   | \$1343 | \$1445 | \$1585 | \$1761 |
|  |          |                  |                           |          |          |                        |          |          |                        |          |        |        |        |        |
|  |          |                  | <b>OVERALL DIMENSIONS</b> |          |          | <b>SEAT DIMENSIONS</b> |          |          | <b>BACK DIMENSIONS</b> |          |        |        |        |        |
|  |          |                  | <b>W</b>                  | <b>D</b> | <b>H</b> | <b>W</b>               | <b>D</b> | <b>H</b> | <b>W</b>               | <b>H</b> |        |        |        |        |
| <b>Armchair w/Tablet</b><br>COM Yardage: 1<br>Freight Class: 250<br>Product Weight (lbs.): 32<br>Cubic Feet Per Carton: 16 (2 per carton)                    |          |                  | 26.25                     | 27.75    | 33.25    | 18                     | 17       | 17       | 18                     | 15.5     |        |        |        |        |
|  |          |                  | RTA 00                    |          |          |                        |          |          |                        |          |        |        |        |        |






# MULTI-PURPOSE

| DESCRIPTION  | FEATURES  | MODEL#                     | STANDARD TEXTILE GRADES   |          |          |                        |          |          |                        |        |        |        |        |        |  |
|--|---|----------------------------|---------------------------|----------|----------|------------------------|----------|----------|------------------------|--------|--------|--------|--------|--------|--|
|  |   |                            | 1                         | 2        | 3        | 4                      | 5        | 6        | 7                      | 8      | 9      | 10     | 11     | 12     |  |
|  <p><b>Armchair w/Tablet and Bookrack</b><br/>COM Yardage: 1<br/>Freight Class: 250<br/>Product Weight (lbs.): 34<br/>Cubic Feet Per Carton: 16.25 (1 per carton)</p>   | Upholstered Seat and Back.<br>Does not stack.                                     | 6627TRB<br>6627TLB         | \$1082                    | \$1126   | \$1156   | \$1202                 | \$1267   | \$1290   | \$1349                 | \$1459 | \$1513 | \$1616 | \$1755 | \$1931 |  |
|  |   |                            | <b>OVERALL DIMENSIONS</b> |          |          | <b>SEAT DIMENSIONS</b> |          |          | <b>BACK DIMENSIONS</b> |        |        |        |        |        |  |
|  |   | <b>W</b>                   | <b>D</b>                  | <b>H</b> | <b>W</b> | <b>D</b>               | <b>H</b> | <b>W</b> | <b>H</b>               |        |        |        |        |        |  |
|  |   | 26.25                      | 27.75                     | 33.25    | 18       | 17                     | 17       | 18       | 15.5                   |        |        |        |        |        |  |
|  |   |                            | <b>RTA 00</b>             |          |          |                        |          |          |                        |        |        |        |        |        |  |
|  <p><b>Armchair w/Tablet and Back pack rack</b><br/>COM Yardage: 1<br/>Freight Class: 250<br/>Product Weight (lbs.): 39<br/>Cubic Feet Per Carton: 16.25 (1 per carton)</p>   | Upholstered Seat and Back.<br>Does not stack.                                     | 6627TRP<br>6627TLP         | \$1107                    | \$1150   | \$1180   | \$1226                 | \$1291   | \$1315   | \$1373                 | \$1484 | \$1538 | \$1641 | \$1780 | \$1956 |  |
|  |   |                            | <b>OVERALL DIMENSIONS</b> |          |          | <b>SEAT DIMENSIONS</b> |          |          | <b>BACK DIMENSIONS</b> |        |        |        |        |        |  |
|  |   | <b>W</b>                   | <b>D</b>                  | <b>H</b> | <b>W</b> | <b>D</b>               | <b>H</b> | <b>W</b> | <b>H</b>               |        |        |        |        |        |  |
|  |   | 26.25                      | 27.75                     | 33.25    | 18       | 17                     | 17       | 18       | 15.5                   |        |        |        |        |        |  |
|  |   |                            | <b>RTA 00</b>             |          |          |                        |          |          |                        |        |        |        |        |        |  |
|   <p>6628                      6628G</p> <p><b>Armless Chair</b><br/>COM Yardage: 0.75<br/>Freight Class: 150<br/>Product Weight (lbs.): 23<br/>Cubic Feet Per Carton: 4.63 (4 per carton)</p>                       | Upholstered Seat and Back.<br>Stacks 5 high on floor.<br>Stacks 12 high on dolly. | 6628<br>6628G<br>Ganging   | \$425                     | \$489    | \$517    | \$558                  | \$623    | \$643    | \$697                  | \$801  | \$852  | \$947  | \$1077 | \$1240 |  |
|  |   |                            | <b>OVERALL DIMENSIONS</b> |          |          | <b>SEAT DIMENSIONS</b> |          |          | <b>BACK DIMENSIONS</b> |        |        |        |        |        |  |
|  |   | <b>W</b>                   | <b>D</b>                  | <b>H</b> | <b>W</b> | <b>D</b>               | <b>H</b> | <b>W</b> | <b>H</b>               |        |        |        |        |        |  |
|  |   | 20.5                       | 23                        | 33.25    | 18       | 17                     | 17       | 18       | 15.5                   |        |        |        |        |        |  |
|  |   |                            | <b>RTA 00</b>             |          |          |                        |          |          |                        |        |        |        |        |        |  |
|   <p>6628B                      6628GB</p> <p><b>Armless chair w/Bookrack</b><br/>COM Yardage: 0.75<br/>Freight Class: 250<br/>Product Weight (lbs.): 30<br/>Cubic Feet Per Carton: 11.25 (1 per carton)</p>       | Upholstered Seat and Back.<br>Does not stack.                                     | 6628B<br>6628GB<br>Ganging | \$584                     | \$627    | \$656    | \$699                  | \$762    | \$781    | \$838                  | \$939  | \$989  | \$1087 | \$1217 | \$1380 |  |
|  |   |                            | <b>OVERALL DIMENSIONS</b> |          |          | <b>SEAT DIMENSIONS</b> |          |          | <b>BACK DIMENSIONS</b> |        |        |        |        |        |  |
|  |   | <b>W</b>                   | <b>D</b>                  | <b>H</b> | <b>W</b> | <b>D</b>               | <b>H</b> | <b>W</b> | <b>H</b>               |        |        |        |        |        |  |
|  |   | 20.5                       | 23                        | 33.25    | 18       | 17                     | 17       | 18       | 15.5                   |        |        |        |        |        |  |
|  |   |                            | <b>RTA 00</b>             |          |          |                        |          |          |                        |        |        |        |        |        |  |
|   <p>6628P                      6628GP</p> <p><b>Armless Chair w/Back pack rack</b><br/>COM Yardage: 0.75<br/>Freight Class: 250<br/>Product Weight (lbs.): 30<br/>Cubic Feet Per Carton: 11.25 (1 per carton)</p> | Upholstered Seat and Back.<br>Does not stack.                                     | 6628P<br>6628GP<br>Ganging | \$609                     | \$649    | \$679    | \$724                  | \$784    | \$807    | \$863                  | \$964  | \$1016 | \$1112 | \$1241 | \$1402 |  |
|  |   |                            | <b>OVERALL DIMENSIONS</b> |          |          | <b>SEAT DIMENSIONS</b> |          |          | <b>BACK DIMENSIONS</b> |        |        |        |        |        |  |
|  |   | <b>W</b>                   | <b>D</b>                  | <b>H</b> | <b>W</b> | <b>D</b>               | <b>H</b> | <b>W</b> | <b>H</b>               |        |        |        |        |        |  |
|  |   | 20.5                       | 23                        | 33.25    | 18       | 17                     | 17       | 18       | 15.5                   |        |        |        |        |        |  |
|  |   |                            | <b>RTA 00</b>             |          |          |                        |          |          |                        |        |        |        |        |        |  |
















| DESCRIPTION  | FEATURES                                      | MODEL#             | STANDARD TEXTILE GRADES   |          |          |                        |          |          |                        |        |        |        |        |        |  |
|--|---|--------------------|---------------------------|----------|----------|------------------------|----------|----------|------------------------|--------|--------|--------|--------|--------|--|
|  |   |                    | 1                         | 2        | 3        | 4                      | 5        | 6        | 7                      | 8      | 9      | 10     | 11     | 12     |  |
|  <p><b>Armless Chair</b> w/Tablet<br/>COM Yardage: 1<br/>Freight Class: 250<br/>Product Weight (lbs.): 31<br/>Cubic Feet Per Carton: 16 (2 per carton)</p>                        | Upholstered Seat and Back.<br>Does not stack. | 6628TR<br>6628TL   | \$799                     | \$843    | \$873    | \$919                  | \$985    | \$1011   | \$1066                 | \$1180 | \$1233 | \$1335 | \$1474 | \$1651 |  |
|  |   |                    | <b>OVERALL DIMENSIONS</b> |          |          | <b>SEAT DIMENSIONS</b> |          |          | <b>BACK DIMENSIONS</b> |        |        |        |        |        |  |
|  |   | <b>W</b>           | <b>D</b>                  | <b>H</b> | <b>W</b> | <b>D</b>               | <b>H</b> | <b>W</b> | <b>H</b>               |        |        |        |        |        |  |
|  |   | 24.5               | 27.75                     | 33.25    | 18       | 17                     | 17       | 18       | 15.5                   |        |        |        |        |        |  |
|  |   | <b>RTA 00</b>      |                           |          |          |                        |          |          |                        |        |        |        |        |        |  |
|  <p><b>Armless Chair</b> w/Tablet and Bookrack<br/>COM Yardage: 1<br/>Freight Class: 250<br/>Product Weight (lbs.): 38<br/>Cubic Feet Per Carton: 16.25 (1 per carton)</p>        | Upholstered Seat and Back.<br>Does not stack. | 6628TRB<br>6628TLB | \$975                     | \$1019   | \$1049   | \$1095                 | \$1161   | \$1187   | \$1242                 | \$1353 | \$1407 | \$1511 | \$1650 | \$1825 |  |
|  |   |                    | <b>OVERALL DIMENSIONS</b> |          |          | <b>SEAT DIMENSIONS</b> |          |          | <b>BACK DIMENSIONS</b> |        |        |        |        |        |  |
|  |   | <b>W</b>           | <b>D</b>                  | <b>H</b> | <b>W</b> | <b>D</b>               | <b>H</b> | <b>W</b> | <b>H</b>               |        |        |        |        |        |  |
|  |   | 24.5               | 16.25                     | 33.25    | 18       | 17                     | 17       | 18       | 15.5                   |        |        |        |        |        |  |
|  |   | <b>RTA 00</b>      |                           |          |          |                        |          |          |                        |        |        |        |        |        |  |
|  <p><b>Armless Chair</b> w/Tablet and Back pack rack<br/>COM Yardage: 1<br/>Freight Class: 250<br/>Product Weight (lbs.): 38<br/>Cubic Feet Per Carton: 16.25 (1 per carton)</p> | Upholstered Seat and Back.<br>Does not stack. | 6628TRP<br>6628TLP | \$999                     | \$1042   | \$1072   | \$1118                 | \$1185   | \$1208   | \$1265                 | \$1377 | \$1431 | \$1533 | \$1673 | \$1849 |  |
|  |   |                    | <b>OVERALL DIMENSIONS</b> |          |          | <b>SEAT DIMENSIONS</b> |          |          | <b>BACK DIMENSIONS</b> |        |        |        |        |        |  |
|  |   | <b>W</b>           | <b>D</b>                  | <b>H</b> | <b>W</b> | <b>D</b>               | <b>H</b> | <b>W</b> | <b>H</b>               |        |        |        |        |        |  |
|  |   | 24.5               | 27.75                     | 33.25    | 18       | 17                     | 17       | 18       | 15.5                   |        |        |        |        |        |  |
|  |   | <b>RTA 00</b>      |                           |          |          |                        |          |          |                        |        |        |        |        |        |  |
|  <p><b>Barstool with Arms</b><br/>COM Yardage: N/A<br/>Freight Class: 250<br/>Product Weight (lbs.): 30<br/>Cubic Feet Per Carton: 10.75 (2 per carton)</p>                     | Stacks 5 high on floor.                       | 6630               | \$641                     | -        | -        | -                      | -        | -        | -                      | -      | -      | -      | -      | -      |  |
|  |   |                    | <b>OVERALL DIMENSIONS</b> |          |          | <b>SEAT DIMENSIONS</b> |          |          | <b>BACK DIMENSIONS</b> |        |        |        |        |        |  |
|  |   | <b>W</b>           | <b>D</b>                  | <b>H</b> | <b>W</b> | <b>D</b>               | <b>H</b> | <b>W</b> | <b>H</b>               |        |        |        |        |        |  |
|  |   | 25.5               | 23.5                      | 45       | 18       | 17.5                   | 29.5     | 18       | 16                     |        |        |        |        |        |  |
|  |   | <b>RTA 00</b>      |                           |          |          |                        |          |          |                        |        |        |        |        |        |  |
|  <p><b>Armless Barstool</b><br/>COM Yardage: N/A<br/>Freight Class: 250<br/>Product Weight (lbs.): 29<br/>Cubic Feet Per Carton: 8.75 (2 per carton)</p>                        | Stacks 8 high on floor.                       | 6631               | \$477                     | -        | -        | -                      | -        | -        | -                      | -      | -      | -      | -      | -      |  |
|  |   |                    | <b>OVERALL DIMENSIONS</b> |          |          | <b>SEAT DIMENSIONS</b> |          |          | <b>BACK DIMENSIONS</b> |        |        |        |        |        |  |
|  |   | <b>W</b>           | <b>D</b>                  | <b>H</b> | <b>W</b> | <b>D</b>               | <b>H</b> | <b>W</b> | <b>H</b>               |        |        |        |        |        |  |
|  |   | 20.75              | 23.5                      | 45       | 18       | 17.5                   | 29.5     | 18       | 16                     |        |        |        |        |        |  |
|  |   | <b>RTA 00</b>      |                           |          |          |                        |          |          |                        |        |        |        |        |        |  |




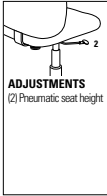

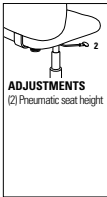

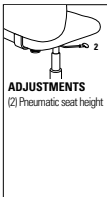

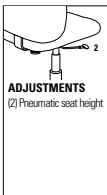
| DESCRIPTION   | FEATURES  | MODEL# | STANDARD TEXTILE GRADES   |          |          |                        |          |          |                        |          |        |        |        |        |  |  |
|---|---|--------|---------------------------|----------|----------|------------------------|----------|----------|------------------------|----------|--------|--------|--------|--------|--|--|
|   |   |        | 1                         | 2        | 3        | 4                      | 5        | 6        | 7                      | 8        | 9      | 10     | 11     | 12     |  |  |
|  <p><b>Barstool with Arms</b><br/>COM Yardage: 0.75<br/>Freight Class: 250<br/>Product Weight (lbs.): 31<br/>Cubic Feet Per Carton: 10.75 (2 per carton)</p>       | Upholstered Seat<br>Stacks 5 high on floor            | 6632   | \$739                     | \$776    | \$806    | \$847                  | \$908    | \$925    | \$981                  | \$1080   | \$1126 | \$1218 | \$1341 | \$1495 |  |  |
|   |   |        | <b>OVERALL DIMENSIONS</b> |          |          | <b>SEAT DIMENSIONS</b> |          |          | <b>BACK DIMENSIONS</b> |          |        |        |        |        |  |  |
|   |   |        | <b>W</b>                  | <b>D</b> | <b>H</b> | <b>W</b>               | <b>D</b> | <b>H</b> | <b>W</b>               | <b>H</b> |        |        |        |        |  |  |
|   |   |        | 25.5                      | 23.5     | 45       | 18                     | 17.5     | 30       | 18                     | 15.5     |        |        |        |        |  |  |
|   |   |        | <b>RTA 00</b>             |          |          |                        |          |          |                        |          |        |        |        |        |  |  |
|  <p><b>Armless Barstool</b><br/>COM Yardage: 0.75<br/>Freight Class: 250<br/>Product Weight (lbs.): 30<br/>Cubic Feet Per Carton: 17.5 (2 per carton)</p>          | Upholstered Seat.<br>Stacks 5 high on floor.          | 6633   | \$571                     | \$609    | \$638    | \$679                  | \$739    | \$758    | \$812                  | \$910    | \$958  | \$1050 | \$1174 | \$1327 |  |  |
|   |   |        | <b>OVERALL DIMENSIONS</b> |          |          | <b>SEAT DIMENSIONS</b> |          |          | <b>BACK DIMENSIONS</b> |          |        |        |        |        |  |  |
|   |   |        | <b>W</b>                  | <b>D</b> | <b>H</b> | <b>W</b>               | <b>D</b> | <b>H</b> | <b>W</b>               | <b>H</b> |        |        |        |        |  |  |
|   |   |        | 20.75                     | 23.5     | 45       | 18                     | 17.5     | 30       | 18                     | 15.5     |        |        |        |        |  |  |
|   |   |        | <b>RTA 00</b>             |          |          |                        |          |          |                        |          |        |        |        |        |  |  |
|  <p><b>Barstool with Arms</b><br/>COM Yardage: 0.75<br/>Freight Class: 250<br/>Product Weight (lbs.): 31.5<br/>Cubic Feet Per Carton: 10.75 (2 per carton)</p>    | Upholstered Seat and Back.<br>Stacks 3 high on floor. | 6637   | \$781                     | \$818    | \$847    | \$889                  | \$949    | \$967    | \$1022                 | \$1120   | \$1168 | \$1260 | \$1383 | \$1537 |  |  |
|   |   |        | <b>OVERALL DIMENSIONS</b> |          |          | <b>SEAT DIMENSIONS</b> |          |          | <b>BACK DIMENSIONS</b> |          |        |        |        |        |  |  |
|   |   |        | <b>W</b>                  | <b>D</b> | <b>H</b> | <b>W</b>               | <b>D</b> | <b>H</b> | <b>W</b>               | <b>H</b> |        |        |        |        |  |  |
|   |   |        | 25.5                      | 23.5     | 45       | 18                     | 17.5     | 30       | 18                     | 15.5     |        |        |        |        |  |  |
|   |   |        | <b>RTA 00</b>             |          |          |                        |          |          |                        |          |        |        |        |        |  |  |
|  <p><b>Armless Barstool</b><br/>COM Yardage: 0.75<br/>Freight Class: 250<br/>Product Weight (lbs.): 30.5<br/>Cubic Feet Per Carton: 8.75 (2 per carton)</p>      | Upholstered Seat and Back.<br>Stacks 3 high on floor. | 6638   | \$670                     | \$708    | \$737    | \$777                  | \$838    | \$856    | \$911                  | \$1009   | \$1057 | \$1147 | \$1270 | \$1426 |  |  |
|   |   |        | <b>OVERALL DIMENSIONS</b> |          |          | <b>SEAT DIMENSIONS</b> |          |          | <b>BACK DIMENSIONS</b> |          |        |        |        |        |  |  |
|   |   |        | <b>W</b>                  | <b>D</b> | <b>H</b> | <b>W</b>               | <b>D</b> | <b>H</b> | <b>W</b>               | <b>H</b> |        |        |        |        |  |  |
|   |   |        | 20.75                     | 23.5     | 45       | 18                     | 17.5     | 30       | 18                     | 15.5     |        |        |        |        |  |  |
|   |   |        | <b>RTA 00</b>             |          |          |                        |          |          |                        |          |        |        |        |        |  |  |
|  <p><b>Counter Stool with Arms</b><br/>COM Yardage: N/A<br/>Freight Class: 250<br/>Product Weight (lbs.): 25<br/>Cubic Feet Per Carton: 10.75 (2 per carton)</p> | Stacks 5 high on floor.                               | 6660   | \$641                     | -        | -        | -                      | -        | -        | -                      | -        | -      | -      | -      | -      |  |  |
|   |   |        | <b>OVERALL DIMENSIONS</b> |          |          | <b>SEAT DIMENSIONS</b> |          |          | <b>BACK DIMENSIONS</b> |          |        |        |        |        |  |  |
|   |   |        | <b>W</b>                  | <b>D</b> | <b>H</b> | <b>W</b>               | <b>D</b> | <b>H</b> | <b>W</b>               | <b>H</b> |        |        |        |        |  |  |
|   |   |        | 25.5                      | 23.5     | 39.5     | 18                     | 17.5     | 24       | 18                     | 16       |        |        |        |        |  |  |
|   |   |        | <b>RTA 00</b>             |          |          |                        |          |          |                        |          |        |        |        |        |  |  |


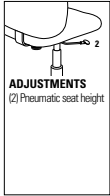

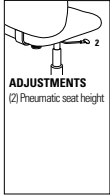

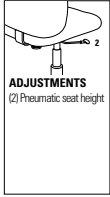

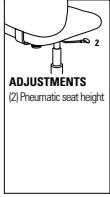

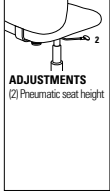







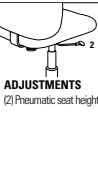

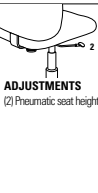


| DESCRIPTION   | FEATURES  | MODEL# | STANDARD TEXTILE GRADES   |          |          |                        |          |          |                        |          |        |        |        |        |   |
|---|---|--------|---------------------------|----------|----------|------------------------|----------|----------|------------------------|----------|--------|--------|--------|--------|---|
|   |   |        | 1                         | 2        | 3        | 4                      | 5        | 6        | 7                      | 8        | 9      | 10     | 11     | 12     |   |
|  <p><b>Armless Counter Stool</b><br/>COM Yardage: N/A<br/>Freight Class: 250<br/>Product Weight (lbs.): 24<br/>Cubic Feet Per Carton: 8.75 (2 per carton)</p>      | Stacks 5 high on floor.                               | 6661   | \$477                     | -        | -        | -                      | -        | -        | -                      | -        | -      | -      | -      | -      | - |
|   |   |        | <b>OVERALL DIMENSIONS</b> |          |          | <b>SEAT DIMENSIONS</b> |          |          | <b>BACK DIMENSIONS</b> |          |        |        |        |        |   |
|   |   |        | <b>W</b>                  | <b>D</b> | <b>H</b> | <b>W</b>               | <b>D</b> | <b>H</b> | <b>W</b>               | <b>H</b> |        |        |        |        |   |
|   |   |        | 20.75                     | 23.5     | 39.5     | 18                     | 17.5     | 24       | 18                     | 16       |        |        |        |        |   |
|   |   |        | <b>RTA 00</b>             |          |          |                        |          |          |                        |          |        |        |        |        |   |
|  <p><b>Counter Stool w/Arms</b><br/>COM Yardage: 0.75<br/>Freight Class: 250<br/>Product Weight (lbs.): 26<br/>Cubic Feet Per Carton: 10.75 (2 per carton)</p>     | Upholstered Seat.<br>Stacks 5 high on floor.          | 6662   | \$739                     | \$776    | \$805    | \$847                  | \$908    | \$925    | \$981                  | \$1080   | \$1126 | \$1218 | \$1341 | \$1495 |   |
|   |   |        | <b>OVERALL DIMENSIONS</b> |          |          | <b>SEAT DIMENSIONS</b> |          |          | <b>BACK DIMENSIONS</b> |          |        |        |        |        |   |
|   |   |        | <b>W</b>                  | <b>D</b> | <b>H</b> | <b>W</b>               | <b>D</b> | <b>H</b> | <b>W</b>               | <b>H</b> |        |        |        |        |   |
|   |   |        | 20.75                     | 23.5     | 39.5     | 18                     | 17.5     | 24       | 18                     | 16       |        |        |        |        |   |
|   |   |        | <b>RTA 00</b>             |          |          |                        |          |          |                        |          |        |        |        |        |   |
|  <p><b>Armless Counter Stool</b><br/>COM Yardage: 0.75<br/>Freight Class: 250<br/>Product Weight (lbs.): 25<br/>Cubic Feet Per Carton: 8.75 (2 per carton)</p>    | Upholstered Seat.<br>Stacks 5 high on floor.          | 6663   | \$571                     | \$609    | \$638    | \$679                  | \$739    | \$758    | \$812                  | \$910    | \$958  | \$1050 | \$1174 | \$1327 |   |
|   |   |        | <b>OVERALL DIMENSIONS</b> |          |          | <b>SEAT DIMENSIONS</b> |          |          | <b>BACK DIMENSIONS</b> |          |        |        |        |        |   |
|   |   |        | <b>W</b>                  | <b>D</b> | <b>H</b> | <b>W</b>               | <b>D</b> | <b>H</b> | <b>W</b>               | <b>H</b> |        |        |        |        |   |
|   |   |        | 20.75                     | 23.5     | 39.5     | 18                     | 17.5     | 24       | 18                     | 16       |        |        |        |        |   |
|   |   |        | <b>RTA 00</b>             |          |          |                        |          |          |                        |          |        |        |        |        |   |
|  <p><b>Counter Stool w/Arms</b><br/>COM Yardage: 0.75<br/>Freight Class: 250<br/>Product Weight (lbs.): 26.5<br/>Cubic Feet Per Carton: 10.75 (2 per carton)</p> | Upholstered Seat and Back.<br>Stacks 3 high on floor. | 6667   | \$781                     | \$818    | \$847    | \$889                  | \$949    | \$967    | \$1022                 | \$1120   | \$1168 | \$1260 | \$1383 | \$1537 |   |
|   |   |        | <b>OVERALL DIMENSIONS</b> |          |          | <b>SEAT DIMENSIONS</b> |          |          | <b>BACK DIMENSIONS</b> |          |        |        |        |        |   |
|   |   |        | <b>W</b>                  | <b>D</b> | <b>H</b> | <b>W</b>               | <b>D</b> | <b>H</b> | <b>W</b>               | <b>H</b> |        |        |        |        |   |
|   |   |        | 25.5                      | 23.5     | 39.5     | 18                     | 17.5     | 24       | 18                     | 16       |        |        |        |        |   |
|   |   |        | <b>RTA 00</b>             |          |          |                        |          |          |                        |          |        |        |        |        |   |
|  <p><b>Armless Counter Stool</b><br/>COM Yardage: 0.75<br/>Freight Class: 250<br/>Product Weight (lbs.): 25.5<br/>Cubic Feet Per Carton: 8.75 (2 per carton)</p> | Upholstered Seat and Back.<br>Stacks 3 high on floor. | 6668   | \$670                     | \$708    | \$737    | \$777                  | \$838    | \$856    | \$911                  | \$1009   | \$1057 | \$1147 | \$1270 | \$1426 |   |
|   |   |        | <b>OVERALL DIMENSIONS</b> |          |          | <b>SEAT DIMENSIONS</b> |          |          | <b>BACK DIMENSIONS</b> |          |        |        |        |        |   |
|   |   |        | <b>W</b>                  | <b>D</b> | <b>H</b> | <b>W</b>               | <b>D</b> | <b>H</b> | <b>W</b>               | <b>H</b> |        |        |        |        |   |
|   |   |        | 20.75                     | 23.5     | 39.5     | 18                     | 17.5     | 24       | 18                     | 16       |        |        |        |        |   |
|   |   |        | <b>RTA 00</b>             |          |          |                        |          |          |                        |          |        |        |        |        |   |


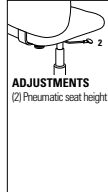

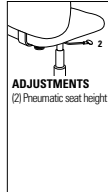

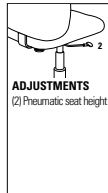
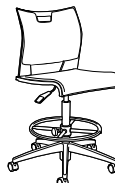
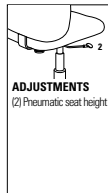
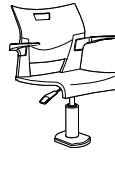
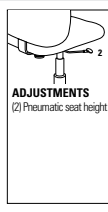
# MULTI-PURPOSE


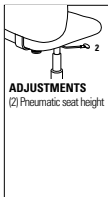
| DESCRIPTION   | FEATURES                                      | MODEL#                    | STANDARD TEXTILE GRADES   |   |                        |          |          |                        |          |       |       |        |        |        |  |
|---|---|---------------------------|---|---|------------------------|----------|----------|------------------------|----------|-------|-------|--------|--------|--------|--|
|   |   |                           | 1   | 2   | 3                      | 4        | 5        | 6                      | 7        | 8     | 9     | 10     | 11     | 12     |  |
|  <p><b>Seat Unit w/Arms</b><br/>COM Yardage: N/A<br/>Freight Class: 250<br/>Product Weight (lbs.): 19<br/>Cubic Feet Per Carton: 4.88 (2 per carton)</p>     | Use with beams.                               | 6690                      | \$424   | -   | -                      | -        | -        | -                      | -        | -     | -     | -      | -      | -      |  |
|   |   | <b>OVERALL DIMENSIONS</b> |   |   | <b>SEAT DIMENSIONS</b> |          |          | <b>BACK DIMENSIONS</b> |          |       |       |        |        |        |  |
|   |   | <b>W</b>                  | <b>D</b>  | <b>H</b>  | <b>W</b>               | <b>D</b> | <b>H</b> | <b>W</b>               | <b>H</b> |       |       |        |        |        |  |
|   |   | 25.5                      | 21  | 18  | 18                     | 17.5     | -        | 18                     | 16       |       |       |        |        |        |  |
|   |   |                           |    |    |                        |          |          |                        |          |       |       |        |        |        |  |
|  <p><b>Armless Seat Unit</b><br/>COM Yardage: N/A<br/>Freight Class: 150<br/>Product Weight (lbs.): 18<br/>Cubic Feet Per Carton: 3.25 (2 per carton)</p>    | Use with beams.                               | 6691                      | \$312   | -   | -                      | -        | -        | -                      | -        | -     | -     | -      | -      | -      |  |
|   |   | <b>OVERALL DIMENSIONS</b> |   |   | <b>SEAT DIMENSIONS</b> |          |          | <b>BACK DIMENSIONS</b> |          |       |       |        |        |        |  |
|   |   | <b>W</b>                  | <b>D</b>  | <b>H</b>  | <b>W</b>               | <b>D</b> | <b>H</b> | <b>W</b>               | <b>H</b> |       |       |        |        |        |  |
|   |   | 18                        | 21  | 18  | 18                     | 17.5     | -        | 18                     | 16       |       |       |        |        |        |  |
|   |   |                           |    |    |                        |          |          |                        |          |       |       |        |        |        |  |
|  <p><b>Seat Unit w/Arms</b><br/>COM Yardage: 0.75<br/>Freight Class: 250<br/>Product Weight (lbs.): 19<br/>Cubic Feet Per Carton: 4.88 (2 per carton)</p>    | Upholstered Seat.<br>Use with beams.          | 6692                      | \$519   | \$557   | \$586                  | \$627    | \$687    | \$705                  | \$760    | \$856 | \$906 | \$998  | \$1121 | \$1275 |  |
|   |   | <b>OVERALL DIMENSIONS</b> |   |   | <b>SEAT DIMENSIONS</b> |          |          | <b>BACK DIMENSIONS</b> |          |       |       |        |        |        |  |
|   |   | <b>W</b>                  | <b>D</b>  | <b>H</b>  | <b>W</b>               | <b>D</b> | <b>H</b> | <b>W</b>               | <b>H</b> |       |       |        |        |        |  |
|   |   | 25.5                      | 21  | 18  | 18                     | 17.5     | -        | 18                     | 15.5     |       |       |        |        |        |  |
|   |   |                           |  |  |                        |          |          |                        |          |       |       |        |        |        |  |
|  <p><b>Armless Seat Unit</b><br/>COM Yardage: 0.75<br/>Freight Class: 150<br/>Product Weight (lbs.): 19<br/>Cubic Feet Per Carton: 3.25 (2 per carton)</p> | Upholstered Seat.<br>Use with beams.          | 6693                      | \$403   | \$441   | \$469                  | \$511    | \$570    | \$589                  | \$642    | \$740 | \$790 | \$880  | \$1005 | \$1158 |  |
|   |   | <b>OVERALL DIMENSIONS</b> |   |   | <b>SEAT DIMENSIONS</b> |          |          | <b>BACK DIMENSIONS</b> |          |       |       |        |        |        |  |
|   |   | <b>W</b>                  | <b>D</b>  | <b>H</b>  | <b>W</b>               | <b>D</b> | <b>H</b> | <b>W</b>               | <b>H</b> |       |       |        |        |        |  |
|   |   | 18                        | 21  | 18  | 18                     | 17.5     | -        | 18                     | 15.5     |       |       |        |        |        |  |
|   |   |                           |  |  |                        |          |          |                        |          |       |       |        |        |        |  |
|  <p><b>Seat Unit w/Arms</b><br/>COM Yardage: 0.75<br/>Freight Class: 150<br/>Product Weight (lbs.): 20<br/>Cubic Feet Per Carton: 4.88 (2 per carton)</p>  | Upholstered Seat and Back.<br>Use with beams. | 6697                      | \$550   | \$588   | \$616                  | \$658    | \$717    | \$736                  | \$789    | \$887 | \$937 | \$1027 | \$1152 | \$1305 |  |
|   |   | <b>OVERALL DIMENSIONS</b> |   |   | <b>SEAT DIMENSIONS</b> |          |          | <b>BACK DIMENSIONS</b> |          |       |       |        |        |        |  |
|   |   | <b>W</b>                  | <b>D</b>  | <b>H</b>  | <b>W</b>               | <b>D</b> | <b>H</b> | <b>W</b>               | <b>H</b> |       |       |        |        |        |  |
|   |   | 25.5                      | 21  | 18  | 18                     | 17       | -        | 18                     | 15.5     |       |       |        |        |        |  |
|   |   |                           |  |  |                        |          |          |                        |          |       |       |        |        |        |  |


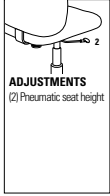

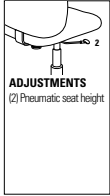

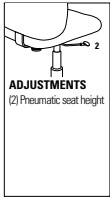

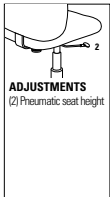

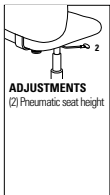
| DESCRIPTION   | FEATURES  | MODEL#  | STANDARD TEXTILE GRADES   |          |          |                        |          |          |                        |          |       |       |        |        |  |  |
|---|---|---|---------------------------|----------|----------|------------------------|----------|----------|------------------------|----------|-------|-------|--------|--------|--|--|
|   |   |   | 1                         | 2        | 3        | 4                      | 5        | 6        | 7                      | 8        | 9     | 10    | 11     | 12     |  |  |
|  <p><b>Armless Seat Unit</b><br/>COM Yardage: 0.75<br/>Freight Class: 150<br/>Product Weight (lbs.): 19<br/>Cubic Feet Per Carton: 3.25 (2 per carton)</p> | <p>Upholstered Seat and Back.<br/>Use with beams.</p>   | <p><b>6698</b></p>  | \$449                     | \$487    | \$516    | \$557                  | \$617    | \$635    | \$690                  | \$788    | \$836 | \$928 | \$1051 | \$1205 |  |  |
|   |   |   | <b>OVERALL DIMENSIONS</b> |          |          | <b>SEAT DIMENSIONS</b> |          |          | <b>BACK DIMENSIONS</b> |          |       |       |        |        |  |  |
|   |   |   | <b>W</b>                  | <b>D</b> | <b>H</b> | <b>W</b>               | <b>D</b> | <b>H</b> | <b>W</b>               | <b>H</b> |       |       |        |        |  |  |
|   |   |   | 18                        | 21       | 18       | 18                     | 17       | -        | 18                     | 15.5     |       |       |        |        |  |  |
|   |   | <p>RTA 00</p>  |                           |          |          |                        |          |          |                        |          |       |       |        |        |  |  |
|    |  <p><b>ADJUSTMENTS</b><br/>(2) Pneumatic seat height</p>   | <p><b>6720</b></p>  | \$610                     | -        | -        | -                      | -        | -        | -                      | -        | -     | -     | -      | -      |  |  |
|   |   |   | <b>OVERALL DIMENSIONS</b> |          |          | <b>SEAT DIMENSIONS</b> |          |          | <b>BACK DIMENSIONS</b> |          |       |       |        |        |  |  |
|   |   |   | <b>W</b>                  | <b>D</b> | <b>H</b> | <b>W</b>               | <b>D</b> | <b>H</b> | <b>W</b>               | <b>H</b> |       |       |        |        |  |  |
|   |   |   | 25.5                      | 21.5     | 32.5     | 18                     | 17.5     | 14-19    | 18                     | 16       |       |       |        |        |  |  |
|   |   | <p>RTA 1</p>  |                           |          |          |                        |          |          |                        |          |       |       |        |        |  |  |
|   |  <p><b>ADJUSTMENTS</b><br/>(2) Pneumatic seat height</p>  | <p><b>6720TR</b><br/><b>6720TL</b></p>  | \$1050                    | -        | -        | -                      | -        | -        | -                      | -        | -     | -     | -      | -      |  |  |
|   |   |   | <b>OVERALL DIMENSIONS</b> |          |          | <b>SEAT DIMENSIONS</b> |          |          | <b>BACK DIMENSIONS</b> |          |       |       |        |        |  |  |
|   |   |   | <b>W</b>                  | <b>D</b> | <b>H</b> | <b>W</b>               | <b>D</b> | <b>H</b> | <b>W</b>               | <b>H</b> |       |       |        |        |  |  |
|   |   |   | 26.5                      | 25.5     | 33.25    | 18                     | 17.5     | 14-19    | 18                     | 16       |       |       |        |        |  |  |
|   |   | <p>RTA 1</p>  |                           |          |          |                        |          |          |                        |          |       |       |        |        |  |  |
|    |  <p><b>ADJUSTMENTS</b><br/>(2) Pneumatic seat height</p> | <p><b>6721</b></p>  | \$468                     | -        | -        | -                      | -        | -        | -                      | -        | -     | -     | -      | -      |  |  |
|   |   |   | <b>OVERALL DIMENSIONS</b> |          |          | <b>SEAT DIMENSIONS</b> |          |          | <b>BACK DIMENSIONS</b> |          |       |       |        |        |  |  |
|   |   |   | <b>W</b>                  | <b>D</b> | <b>H</b> | <b>W</b>               | <b>D</b> | <b>H</b> | <b>W</b>               | <b>H</b> |       |       |        |        |  |  |
|   |   |   | 18                        | 21.5     | 32.5     | 18                     | 17.5     | 14-19    | 18                     | 16       |       |       |        |        |  |  |
|   |   | <p>RTA 1</p>  |                           |          |          |                        |          |          |                        |          |       |       |        |        |  |  |
|    |  <p><b>ADJUSTMENTS</b><br/>(2) Pneumatic seat height</p> | <p><b>6721TR</b><br/><b>6721TL</b></p>  | \$891                     | -        | -        | -                      | -        | -        | -                      | -        | -     | -     | -      | -      |  |  |
|   |   |   | <b>OVERALL DIMENSIONS</b> |          |          | <b>SEAT DIMENSIONS</b> |          |          | <b>BACK DIMENSIONS</b> |          |       |       |        |        |  |  |
|   |   |   | <b>W</b>                  | <b>D</b> | <b>H</b> | <b>W</b>               | <b>D</b> | <b>H</b> | <b>W</b>               | <b>H</b> |       |       |        |        |  |  |
|   |   |   | 23.5                      | 25.5     | 33.25    | 18                     | 17.5     | 14-19    | 18                     | 16       |       |       |        |        |  |  |
|   |   | <p>RTA 1</p>  |                           |          |          |                        |          |          |                        |          |       |       |        |        |  |  |

| DESCRIPTION   | FEATURES  | MODEL#   | STANDARD TEXTILE GRADES   |              |          |                        |          |          |                        |          |        |        |        |        |        |
|---|---|--|---------------------------|--------------|----------|------------------------|----------|----------|------------------------|----------|--------|--------|--------|--------|--------|
|   |   |  | 1                         | 2            | 3        | 4                      | 5        | 6        | 7                      | 8        | 9      | 10     | 11     | 12     |        |
|  <p><b>Task w/Arms</b><br/>COM Yardage: 0.75<br/>Freight Class: 250<br/>Product Weight (lbs.): 33<br/>Cubic Feet Per Carton: 9.75</p>              |  <p><b>ADJUSTMENTS</b><br/>(2) Pneumatic seat height</p>   | <p>Upholstered Seat</p> <p>Ergonomic Features:<br/>C, M</p>  | 6722                      | \$671        | \$709    | \$738                  | \$779    | \$838    | \$858                  | \$910    | \$1010 | \$1058 | \$1148 | \$1273 | \$1427 |
|   |   |  | <b>OVERALL DIMENSIONS</b> |              |          | <b>SEAT DIMENSIONS</b> |          |          | <b>BACK DIMENSIONS</b> |          |        |        |        |        |        |
|   |   |  | <b>W</b>                  | <b>D</b>     | <b>H</b> | <b>W</b>               | <b>D</b> | <b>H</b> | <b>W</b>               | <b>H</b> |        |        |        |        |        |
|   | 25.5  | 21.5   | 32.5                      | 18           | 17.5     | 14.5-19.5              | 18       | 15.5     |                        |          |        |        |        |        |        |
|   |   |  |                           | <b>RTA 1</b> |          |                        |          |          |                        |          |        |        |        |        |        |
|  <p><b>Task w/Arms and Tablet</b><br/>COM Yardage: 0.75<br/>Freight Class: 250<br/>Product Weight (lbs.): 41<br/>Cubic Feet Per Carton: 15.75</p>  |  <p><b>ADJUSTMENTS</b><br/>(2) Pneumatic seat height</p>   | <p>Upholstered Seat<br/><b>Specify (L) left or (R) right tablet.</b></p> <p>Ergonomic Features:<br/>C, M</p> | 6722TR                    | \$1095       | \$1121   | \$1140                 | \$1169   | \$1209   | \$1228                 | \$1264   | \$1323 | \$1371 | \$1418 | \$1522 | \$1631 |
|   |   |  | <b>OVERALL DIMENSIONS</b> |              |          | <b>SEAT DIMENSIONS</b> |          |          | <b>BACK DIMENSIONS</b> |          |        |        |        |        |        |
|   |   |  | <b>W</b>                  | <b>D</b>     | <b>H</b> | <b>W</b>               | <b>D</b> | <b>H</b> | <b>W</b>               | <b>H</b> |        |        |        |        |        |
|   | 26.5  | 25.5   | 33.25                     | 18           | 17.5     | 14.5-19.5              | 18       | 15.5     |                        |          |        |        |        |        |        |
|   |   |  |                           | <b>RTA 1</b> |          |                        |          |          |                        |          |        |        |        |        |        |
|  <p><b>Task Armless</b><br/>COM Yardage: 0.75<br/>Freight Class: 250<br/>Product Weight (lbs.): 32<br/>Cubic Feet Per Carton: 9.75</p>            |  <p><b>ADJUSTMENTS</b><br/>(2) Pneumatic seat height</p>  | <p>Upholstered Seat</p> <p>Ergonomic Features:<br/>C, M</p>  | 6723                      | \$549        | \$586    | \$615                  | \$656    | \$714    | \$735                  | \$786    | \$885  | \$935  | \$1024 | \$1149 | \$1302 |
|   |   |  | <b>OVERALL DIMENSIONS</b> |              |          | <b>SEAT DIMENSIONS</b> |          |          | <b>BACK DIMENSIONS</b> |          |        |        |        |        |        |
|   |   |  | <b>W</b>                  | <b>D</b>     | <b>H</b> | <b>W</b>               | <b>D</b> | <b>H</b> | <b>W</b>               | <b>H</b> |        |        |        |        |        |
|   | 18  | 21.5   | 32.5                      | 18           | 17       | 14.5-19.5              | 18       | 15.5     |                        |          |        |        |        |        |        |
|   |   |  |                           | <b>RTA 1</b> |          |                        |          |          |                        |          |        |        |        |        |        |
|  <p><b>Task Armless w/Tablet</b><br/>COM Yardage: 0.75<br/>Freight Class: 250<br/>Product Weight (lbs.): 41<br/>Cubic Feet Per Carton: 15.75</p> |  <p><b>ADJUSTMENTS</b><br/>(2) Pneumatic seat height</p> | <p>Upholstered Seat<br/><b>Specify (L) left or (R) right tablet.</b></p> <p>Ergonomic Features:<br/>C, M</p> | 6723TR                    | \$965        | \$990    | \$1009                 | \$1035   | \$1079   | \$1098                 | \$1134   | \$1191 | \$1238 | \$1286 | \$1389 | \$1497 |
|   |   |  | <b>OVERALL DIMENSIONS</b> |              |          | <b>SEAT DIMENSIONS</b> |          |          | <b>BACK DIMENSIONS</b> |          |        |        |        |        |        |
|   |   |  | <b>W</b>                  | <b>D</b>     | <b>H</b> | <b>W</b>               | <b>D</b> | <b>H</b> | <b>W</b>               | <b>H</b> |        |        |        |        |        |
|   | 23.5  | 25.5   | 33.25                     | 18           | 17       | 14.5-19.5              | 18       | 15.5     |                        |          |        |        |        |        |        |
|   |   |  |                           | <b>RTA 1</b> |          |                        |          |          |                        |          |        |        |        |        |        |
|  <p><b>Task w/Arms</b><br/>COM Yardage: 0.75<br/>Freight Class: 250<br/>Product Weight (lbs.): 34<br/>Cubic Feet Per Carton: 9.75</p>            |  <p><b>ADJUSTMENTS</b><br/>(2) Pneumatic seat height</p> | <p>Upholstered Seat and Back</p> <p>Ergonomic Features:<br/>C, M</p>   | 6727                      | \$765        | \$803    | \$832                  | \$873    | \$932    | \$952                  | \$1004   | \$1104 | \$1152 | \$1242 | \$1367 | \$1520 |
|   |   |  | <b>OVERALL DIMENSIONS</b> |              |          | <b>SEAT DIMENSIONS</b> |          |          | <b>BACK DIMENSIONS</b> |          |        |        |        |        |        |
|   |   |  | <b>W</b>                  | <b>D</b>     | <b>H</b> | <b>W</b>               | <b>D</b> | <b>H</b> | <b>W</b>               | <b>H</b> |        |        |        |        |        |
|   | 25.5  | 21.5   | 32.5                      | 18           | 17       | 14.5-19.5              | 18       | 16       |                        |          |        |        |        |        |        |
|   |   |  |                           | <b>RTA 1</b> |          |                        |          |          |                        |          |        |        |        |        |        |


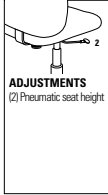
| DESCRIPTION  | FEATURES  | MODEL#  | STANDARD TEXTILE GRADES   |        |           |                    |        |        |                 |        |        |                 |        |        |               |        |        |        |        |        |        |        |        |        |        |        |           |               |      |                     |  |  |  |  |  |  |  |  |  |  |
|--|---|---|---|--------|-----------|--------------------|--------|--------|-----------------|--------|--------|-----------------|--------|--------|---------------|--------|--------|--------|--------|--------|--------|--------|--------|--------|--------|--------|-----------|---------------|------|---------------------|--|--|--|--|--|--|--|--|--|--|
|  |   |   | 1   | 2      | 3         | 4                  | 5      | 6      | 7               | 8      | 9      | 10              | 11     | 12     |               |        |        |        |        |        |        |        |        |        |        |        |           |               |      |                     |  |  |  |  |  |  |  |  |  |  |
|  <p><b>Task w/Arms w/Tablet</b><br/>COM Yardage: 0.75<br/>Freight Class: 250<br/>Product Weight (lbs.): 42<br/>Cubic Feet Per Carton: 15.75</p>     |  <p><b>ADJUSTMENTS</b><br/>(2) Pneumatic seat height</p>   | <p>Upholstered Seat and Back<br/><b>Specify (L) left or (R) right tablet.</b></p> <p>Ergonomic Features:<br/>C, M</p> | <table border="1"> <tr> <td><b>6727TR</b></td> <td>\$1228</td> <td>\$1255</td> <td>\$1277</td> <td>\$1307</td> <td>\$1353</td> <td>\$1374</td> <td>\$1414</td> <td>\$1480</td> <td>\$1527</td> <td>\$1583</td> <td>\$1698</td> <td>\$1818</td> </tr> <tr> <td><b>6727TL</b></td> <td></td> <td></td> <td></td> <td></td> <td></td> <td></td> <td></td> <td></td> <td></td> <td></td> <td></td> <td></td> </tr> </table> |        |           |                    |        |        |                 |        |        |                 |        |        | <b>6727TR</b> | \$1228 | \$1255 | \$1277 | \$1307 | \$1353 | \$1374 | \$1414 | \$1480 | \$1527 | \$1583 | \$1698 | \$1818    | <b>6727TL</b> |      |                     |  |  |  |  |  |  |  |  |  |  |
|  |   |   | <b>6727TR</b>   | \$1228 | \$1255    | \$1277             | \$1307 | \$1353 | \$1374          | \$1414 | \$1480 | \$1527          | \$1583 | \$1698 | \$1818        |        |        |        |        |        |        |        |        |        |        |        |           |               |      |                     |  |  |  |  |  |  |  |  |  |  |
|  |   |   | <b>6727TL</b>   |        |           |                    |        |        |                 |        |        |                 |        |        |               |        |        |        |        |        |        |        |        |        |        |        |           |               |      |                     |  |  |  |  |  |  |  |  |  |  |
|  |   |   | <table border="1"> <tr> <th colspan="3">OVERALL DIMENSIONS</th> <th colspan="3">SEAT DIMENSIONS</th> <th colspan="2">BACK DIMENSIONS</th> </tr> <tr> <th>W</th> <th>D</th> <th>H</th> <th>W</th> <th>D</th> <th>H</th> <th>W</th> <th>H</th> </tr> <tr> <td>26.5</td> <td>25.5</td> <td>33.25</td> <td>18</td> <td>17</td> <td>14.5-19.5</td> <td>18</td> <td>16</td> </tr> </table>                                    |        |           | OVERALL DIMENSIONS |        |        | SEAT DIMENSIONS |        |        | BACK DIMENSIONS |        | W      | D             | H      | W      | D      | H      | W      | H      | 26.5   | 25.5   | 33.25  | 18     | 17     | 14.5-19.5 | 18            | 16   | <p><b>RTA 1</b></p> |  |  |  |  |  |  |  |  |  |  |
| OVERALL DIMENSIONS   |   |   | SEAT DIMENSIONS   |        |           | BACK DIMENSIONS    |        |        |                 |        |        |                 |        |        |               |        |        |        |        |        |        |        |        |        |        |        |           |               |      |                     |  |  |  |  |  |  |  |  |  |  |
| W  | D   | H   | W   | D      | H         | W                  | H      |        |                 |        |        |                 |        |        |               |        |        |        |        |        |        |        |        |        |        |        |           |               |      |                     |  |  |  |  |  |  |  |  |  |  |
| 26.5   | 25.5  | 33.25   | 18  | 17     | 14.5-19.5 | 18                 | 16     |        |                 |        |        |                 |        |        |               |        |        |        |        |        |        |        |        |        |        |        |           |               |      |                     |  |  |  |  |  |  |  |  |  |  |
|  <p><b>Task Armless</b><br/>COM Yardage: 0.75<br/>Freight Class: 250<br/>Product Weight (lbs.): 33<br/>Cubic Feet Per Carton: 9.75</p>              |  <p><b>ADJUSTMENTS</b><br/>(2) Pneumatic seat height</p>   | <p>Upholstered Seat and Back</p> <p>Ergonomic Features:<br/>C, M</p>  | <table border="1"> <tr> <td><b>6728</b></td> <td>\$624</td> <td>\$662</td> <td>\$691</td> <td>\$732</td> <td>\$791</td> <td>\$811</td> <td>\$863</td> <td>\$963</td> <td>\$1011</td> <td>\$1101</td> <td>\$1226</td> <td>\$1379</td> </tr> </table>   |        |           |                    |        |        |                 |        |        |                 |        |        | <b>6728</b>   | \$624  | \$662  | \$691  | \$732  | \$791  | \$811  | \$863  | \$963  | \$1011 | \$1101 | \$1226 | \$1379    |               |      |                     |  |  |  |  |  |  |  |  |  |  |
|  |   |   | <b>6728</b>   | \$624  | \$662     | \$691              | \$732  | \$791  | \$811           | \$863  | \$963  | \$1011          | \$1101 | \$1226 | \$1379        |        |        |        |        |        |        |        |        |        |        |        |           |               |      |                     |  |  |  |  |  |  |  |  |  |  |
|  |   |   | <table border="1"> <tr> <th colspan="3">OVERALL DIMENSIONS</th> <th colspan="3">SEAT DIMENSIONS</th> <th colspan="2">BACK DIMENSIONS</th> </tr> <tr> <th>W</th> <th>D</th> <th>H</th> <th>W</th> <th>D</th> <th>H</th> <th>W</th> <th>H</th> </tr> <tr> <td>18</td> <td>21.5</td> <td>32.5</td> <td>18</td> <td>17</td> <td>14.5-19.5</td> <td>18</td> <td>15.5</td> </tr> </table>                                     |        |           | OVERALL DIMENSIONS |        |        | SEAT DIMENSIONS |        |        | BACK DIMENSIONS |        | W      | D             | H      | W      | D      | H      | W      | H      | 18     | 21.5   | 32.5   | 18     | 17     | 14.5-19.5 | 18            | 15.5 | <p><b>RTA 1</b></p> |  |  |  |  |  |  |  |  |  |  |
|  |   |   | OVERALL DIMENSIONS  |        |           | SEAT DIMENSIONS    |        |        | BACK DIMENSIONS |        |        |                 |        |        |               |        |        |        |        |        |        |        |        |        |        |        |           |               |      |                     |  |  |  |  |  |  |  |  |  |  |
| W  | D   | H   | W   | D      | H         | W                  | H      |        |                 |        |        |                 |        |        |               |        |        |        |        |        |        |        |        |        |        |        |           |               |      |                     |  |  |  |  |  |  |  |  |  |  |
| 18   | 21.5  | 32.5  | 18  | 17     | 14.5-19.5 | 18                 | 15.5   |        |                 |        |        |                 |        |        |               |        |        |        |        |        |        |        |        |        |        |        |           |               |      |                     |  |  |  |  |  |  |  |  |  |  |
|  <p><b>Task Armless w/Tablet</b><br/>COM Yardage: 0.75<br/>Freight Class: 250<br/>Product Weight (lbs.): 42<br/>Cubic Feet Per Carton: 15.75</p>   |  <p><b>ADJUSTMENTS</b><br/>(2) Pneumatic seat height</p>  | <p>Upholstered Seat and Back<br/><b>Specify (L) left or (R) right tablet.</b></p> <p>Ergonomic Features:<br/>C, M</p> | <table border="1"> <tr> <td><b>6728TR</b></td> <td>\$1076</td> <td>\$1105</td> <td>\$1124</td> <td>\$1155</td> <td>\$1200</td> <td>\$1221</td> <td>\$1259</td> <td>\$1322</td> <td>\$1371</td> <td>\$1424</td> <td>\$1533</td> <td>\$1653</td> </tr> <tr> <td><b>6728TL</b></td> <td></td> <td></td> <td></td> <td></td> <td></td> <td></td> <td></td> <td></td> <td></td> <td></td> <td></td> <td></td> </tr> </table> |        |           |                    |        |        |                 |        |        |                 |        |        | <b>6728TR</b> | \$1076 | \$1105 | \$1124 | \$1155 | \$1200 | \$1221 | \$1259 | \$1322 | \$1371 | \$1424 | \$1533 | \$1653    | <b>6728TL</b> |      |                     |  |  |  |  |  |  |  |  |  |  |
|  |   |   | <b>6728TR</b>   | \$1076 | \$1105    | \$1124             | \$1155 | \$1200 | \$1221          | \$1259 | \$1322 | \$1371          | \$1424 | \$1533 | \$1653        |        |        |        |        |        |        |        |        |        |        |        |           |               |      |                     |  |  |  |  |  |  |  |  |  |  |
|  |   |   | <b>6728TL</b>   |        |           |                    |        |        |                 |        |        |                 |        |        |               |        |        |        |        |        |        |        |        |        |        |        |           |               |      |                     |  |  |  |  |  |  |  |  |  |  |
|  |   |   | <table border="1"> <tr> <th colspan="3">OVERALL DIMENSIONS</th> <th colspan="3">SEAT DIMENSIONS</th> <th colspan="2">BACK DIMENSIONS</th> </tr> <tr> <th>W</th> <th>D</th> <th>H</th> <th>W</th> <th>D</th> <th>H</th> <th>W</th> <th>H</th> </tr> <tr> <td>23.5</td> <td>25.5</td> <td>33.25</td> <td>18</td> <td>17</td> <td>14.5-19.5</td> <td>18</td> <td>15.5</td> </tr> </table>                                  |        |           | OVERALL DIMENSIONS |        |        | SEAT DIMENSIONS |        |        | BACK DIMENSIONS |        | W      | D             | H      | W      | D      | H      | W      | H      | 23.5   | 25.5   | 33.25  | 18     | 17     | 14.5-19.5 | 18            | 15.5 | <p><b>RTA 1</b></p> |  |  |  |  |  |  |  |  |  |  |
| OVERALL DIMENSIONS   |   |   | SEAT DIMENSIONS   |        |           | BACK DIMENSIONS    |        |        |                 |        |        |                 |        |        |               |        |        |        |        |        |        |        |        |        |        |        |           |               |      |                     |  |  |  |  |  |  |  |  |  |  |
| W  | D   | H   | W   | D      | H         | W                  | H      |        |                 |        |        |                 |        |        |               |        |        |        |        |        |        |        |        |        |        |        |           |               |      |                     |  |  |  |  |  |  |  |  |  |  |
| 23.5   | 25.5  | 33.25   | 18  | 17     | 14.5-19.5 | 18                 | 15.5   |        |                 |        |        |                 |        |        |               |        |        |        |        |        |        |        |        |        |        |        |           |               |      |                     |  |  |  |  |  |  |  |  |  |  |
|  <p><b>Drafting Stool w/Arms</b><br/>COM Yardage: N/A<br/>Freight Class: 250<br/>Product Weight (lbs.): 38<br/>Cubic Feet Per Carton: 9.75</p>    |  <p><b>ADJUSTMENTS</b><br/>(2) Pneumatic seat height</p> | <p>Polypropylene Seat and Back</p> <p>Ergonomic Features:<br/>C, M</p>  | <table border="1"> <tr> <td><b>6730</b></td> <td>\$812</td> <td>-</td> <td>-</td> <td>-</td> <td>-</td> <td>-</td> <td>-</td> <td>-</td> <td>-</td> <td>-</td> <td>-</td> <td>-</td> </tr> </table>   |        |           |                    |        |        |                 |        |        |                 |        |        | <b>6730</b>   | \$812  | -      | -      | -      | -      | -      | -      | -      | -      | -      | -      | -         |               |      |                     |  |  |  |  |  |  |  |  |  |  |
|  |   |   | <b>6730</b>   | \$812  | -         | -                  | -      | -      | -               | -      | -      | -               | -      | -      | -             |        |        |        |        |        |        |        |        |        |        |        |           |               |      |                     |  |  |  |  |  |  |  |  |  |  |
|  |   |   | <table border="1"> <tr> <th colspan="3">OVERALL DIMENSIONS</th> <th colspan="3">SEAT DIMENSIONS</th> <th colspan="2">BACK DIMENSIONS</th> </tr> <tr> <th>W</th> <th>D</th> <th>H</th> <th>W</th> <th>D</th> <th>H</th> <th>W</th> <th>H</th> </tr> <tr> <td>25.5</td> <td>21.5</td> <td>41</td> <td>18</td> <td>17.5</td> <td>21-31</td> <td>18</td> <td>16</td> </tr> </table>   |        |           | OVERALL DIMENSIONS |        |        | SEAT DIMENSIONS |        |        | BACK DIMENSIONS |        | W      | D             | H      | W      | D      | H      | W      | H      | 25.5   | 21.5   | 41     | 18     | 17.5   | 21-31     | 18            | 16   | <p><b>RTA 1</b></p> |  |  |  |  |  |  |  |  |  |  |
|  |   |   | OVERALL DIMENSIONS  |        |           | SEAT DIMENSIONS    |        |        | BACK DIMENSIONS |        |        |                 |        |        |               |        |        |        |        |        |        |        |        |        |        |        |           |               |      |                     |  |  |  |  |  |  |  |  |  |  |
| W  | D   | H   | W   | D      | H         | W                  | H      |        |                 |        |        |                 |        |        |               |        |        |        |        |        |        |        |        |        |        |        |           |               |      |                     |  |  |  |  |  |  |  |  |  |  |
| 25.5   | 21.5  | 41  | 18  | 17.5   | 21-31     | 18                 | 16     |        |                 |        |        |                 |        |        |               |        |        |        |        |        |        |        |        |        |        |        |           |               |      |                     |  |  |  |  |  |  |  |  |  |  |
|  <p><b>Drafting Stool - Armless</b><br/>COM Yardage: N/A<br/>Freight Class: 250<br/>Product Weight (lbs.): 37<br/>Cubic Feet Per Carton: 9.75</p> |  <p><b>ADJUSTMENTS</b><br/>(2) Pneumatic seat height</p> | <p>Polypropylene Seat and Back</p> <p>Ergonomic Features:<br/>C, M</p>  | <table border="1"> <tr> <td><b>6731</b></td> <td>\$718</td> <td>-</td> <td>-</td> <td>-</td> <td>-</td> <td>-</td> <td>-</td> <td>-</td> <td>-</td> <td>-</td> <td>-</td> <td>-</td> </tr> </table>   |        |           |                    |        |        |                 |        |        |                 |        |        | <b>6731</b>   | \$718  | -      | -      | -      | -      | -      | -      | -      | -      | -      | -      | -         |               |      |                     |  |  |  |  |  |  |  |  |  |  |
|  |   |   | <b>6731</b>   | \$718  | -         | -                  | -      | -      | -               | -      | -      | -               | -      | -      | -             |        |        |        |        |        |        |        |        |        |        |        |           |               |      |                     |  |  |  |  |  |  |  |  |  |  |
|  |   |   | <table border="1"> <tr> <th colspan="3">OVERALL DIMENSIONS</th> <th colspan="3">SEAT DIMENSIONS</th> <th colspan="2">BACK DIMENSIONS</th> </tr> <tr> <th>W</th> <th>D</th> <th>H</th> <th>W</th> <th>D</th> <th>H</th> <th>W</th> <th>H</th> </tr> <tr> <td>18</td> <td>21.5</td> <td>41</td> <td>18</td> <td>17.5</td> <td>21.5-31.5</td> <td>18</td> <td>15.5</td> </tr> </table>                                     |        |           | OVERALL DIMENSIONS |        |        | SEAT DIMENSIONS |        |        | BACK DIMENSIONS |        | W      | D             | H      | W      | D      | H      | W      | H      | 18     | 21.5   | 41     | 18     | 17.5   | 21.5-31.5 | 18            | 15.5 | <p><b>RTA 1</b></p> |  |  |  |  |  |  |  |  |  |  |
|  |   |   | OVERALL DIMENSIONS  |        |           | SEAT DIMENSIONS    |        |        | BACK DIMENSIONS |        |        |                 |        |        |               |        |        |        |        |        |        |        |        |        |        |        |           |               |      |                     |  |  |  |  |  |  |  |  |  |  |
| W  | D   | H   | W   | D      | H         | W                  | H      |        |                 |        |        |                 |        |        |               |        |        |        |        |        |        |        |        |        |        |        |           |               |      |                     |  |  |  |  |  |  |  |  |  |  |
| 18   | 21.5  | 41  | 18  | 17.5   | 21.5-31.5 | 18                 | 15.5   |        |                 |        |        |                 |        |        |               |        |        |        |        |        |        |        |        |        |        |        |           |               |      |                     |  |  |  |  |  |  |  |  |  |  |

| DESCRIPTION  | FEATURES  | MODEL#   | STANDARD TEXTILE GRADES   |       |           |                    |        |        |                 |        |        |                 |        |        |        |       |        |        |        |        |        |        |        |        |        |        |        |           |    |      |
|--|---|--|---|-------|-----------|--------------------|--------|--------|-----------------|--------|--------|-----------------|--------|--------|--------|-------|--------|--------|--------|--------|--------|--------|--------|--------|--------|--------|--------|-----------|----|------|
|  |   |  | 1   | 2     | 3         | 4                  | 5      | 6      | 7               | 8      | 9      | 10              | 11     | 12     |        |       |        |        |        |        |        |        |        |        |        |        |        |           |    |      |
|  <p><b>Drafting Stool w/Arms</b><br/>COM Yardage: 0.75<br/>Freight Class: 150<br/>Product Weight (lbs.): 39<br/>Cubic Feet Per Carton: 9.75</p>           |  <p><b>ADJUSTMENTS</b><br/>(2) Pneumatic seat height</p>   | <p>Upholstered Seat</p> <p>Ergonomic Features:<br/>C, M</p>            | <table border="1"> <tr> <td>6732</td> <td>\$903</td> <td>\$943</td> <td>\$972</td> <td>\$1013</td> <td>\$1071</td> <td>\$1092</td> <td>\$1144</td> <td>\$1244</td> <td>\$1291</td> <td>\$1382</td> <td>\$1506</td> <td>\$1659</td> </tr> </table>   |       |           |                    |        |        |                 |        |        |                 |        |        | 6732   | \$903 | \$943  | \$972  | \$1013 | \$1071 | \$1092 | \$1144 | \$1244 | \$1291 | \$1382 | \$1506 | \$1659 |           |    |      |
|  |   |  | 6732  | \$903 | \$943     | \$972              | \$1013 | \$1071 | \$1092          | \$1144 | \$1244 | \$1291          | \$1382 | \$1506 | \$1659 |       |        |        |        |        |        |        |        |        |        |        |        |           |    |      |
|  |   |  | <table border="1"> <tr> <th colspan="3">OVERALL DIMENSIONS</th> <th colspan="3">SEAT DIMENSIONS</th> <th colspan="3">BACK DIMENSIONS</th> </tr> <tr> <th>W</th> <th>D</th> <th>H</th> <th>W</th> <th>D</th> <th>H</th> <th>W</th> <th>H</th> </tr> <tr> <td>25.5</td> <td>21.5</td> <td>41</td> <td>18</td> <td>17.5</td> <td>21.5-31.5</td> <td>18</td> <td>15.5</td> </tr> </table> |       |           | OVERALL DIMENSIONS |        |        | SEAT DIMENSIONS |        |        | BACK DIMENSIONS |        |        | W      | D     | H      | W      | D      | H      | W      | H      | 25.5   | 21.5   | 41     | 18     | 17.5   | 21.5-31.5 | 18 | 15.5 |
|  |   |  | OVERALL DIMENSIONS  |       |           | SEAT DIMENSIONS    |        |        | BACK DIMENSIONS |        |        |                 |        |        |        |       |        |        |        |        |        |        |        |        |        |        |        |           |    |      |
| W  | D   | H  | W   | D     | H         | W                  | H      |        |                 |        |        |                 |        |        |        |       |        |        |        |        |        |        |        |        |        |        |        |           |    |      |
| 25.5   | 21.5  | 41   | 18  | 17.5  | 21.5-31.5 | 18                 | 15.5   |        |                 |        |        |                 |        |        |        |       |        |        |        |        |        |        |        |        |        |        |        |           |    |      |
| <p>RTA 1</p>   |   |  |   |       |           |                    |        |        |                 |        |        |                 |        |        |        |       |        |        |        |        |        |        |        |        |        |        |        |           |    |      |
|  |   |  |   |       |           |                    |        |        |                 |        |        |                 |        |        |        |       |        |        |        |        |        |        |        |        |        |        |        |           |    |      |
|  <p><b>Drafting Stool - Armless</b><br/>COM Yardage: 0.75<br/>Freight Class: 250<br/>Product Weight (lbs.): 38<br/>Cubic Feet Per Carton: 9.75</p>        |  <p><b>ADJUSTMENTS</b><br/>(2) Pneumatic seat height</p>   | <p>Upholstered Seat</p> <p>Ergonomic Features:<br/>C, M</p>            | <table border="1"> <tr> <td>6733</td> <td>\$812</td> <td>\$850</td> <td>\$879</td> <td>\$920</td> <td>\$979</td> <td>\$999</td> <td>\$1051</td> <td>\$1151</td> <td>\$1199</td> <td>\$1289</td> <td>\$1414</td> <td>\$1567</td> </tr> </table>  |       |           |                    |        |        |                 |        |        |                 |        |        | 6733   | \$812 | \$850  | \$879  | \$920  | \$979  | \$999  | \$1051 | \$1151 | \$1199 | \$1289 | \$1414 | \$1567 |           |    |      |
|  |   |  | 6733  | \$812 | \$850     | \$879              | \$920  | \$979  | \$999           | \$1051 | \$1151 | \$1199          | \$1289 | \$1414 | \$1567 |       |        |        |        |        |        |        |        |        |        |        |        |           |    |      |
|  |   |  | <table border="1"> <tr> <th colspan="3">OVERALL DIMENSIONS</th> <th colspan="3">SEAT DIMENSIONS</th> <th colspan="3">BACK DIMENSIONS</th> </tr> <tr> <th>W</th> <th>D</th> <th>H</th> <th>W</th> <th>D</th> <th>H</th> <th>W</th> <th>H</th> </tr> <tr> <td>18</td> <td>21.5</td> <td>41</td> <td>18</td> <td>17.5</td> <td>21.5-31.5</td> <td>18</td> <td>15.5</td> </tr> </table>   |       |           | OVERALL DIMENSIONS |        |        | SEAT DIMENSIONS |        |        | BACK DIMENSIONS |        |        | W      | D     | H      | W      | D      | H      | W      | H      | 18     | 21.5   | 41     | 18     | 17.5   | 21.5-31.5 | 18 | 15.5 |
|  |   |  | OVERALL DIMENSIONS  |       |           | SEAT DIMENSIONS    |        |        | BACK DIMENSIONS |        |        |                 |        |        |        |       |        |        |        |        |        |        |        |        |        |        |        |           |    |      |
| W  | D   | H  | W   | D     | H         | W                  | H      |        |                 |        |        |                 |        |        |        |       |        |        |        |        |        |        |        |        |        |        |        |           |    |      |
| 18   | 21.5  | 41   | 18  | 17.5  | 21.5-31.5 | 18                 | 15.5   |        |                 |        |        |                 |        |        |        |       |        |        |        |        |        |        |        |        |        |        |        |           |    |      |
| <p>RTA 1</p>   |   |  |   |       |           |                    |        |        |                 |        |        |                 |        |        |        |       |        |        |        |        |        |        |        |        |        |        |        |           |    |      |
|  |   |  |   |       |           |                    |        |        |                 |        |        |                 |        |        |        |       |        |        |        |        |        |        |        |        |        |        |        |           |    |      |
|  <p><b>Drafting Stool w/Arms</b><br/>COM Yardage: 0.75<br/>Freight Class: 150<br/>Product Weight (lbs.): 40<br/>Cubic Feet Per Carton: 9.75</p>          |  <p><b>ADJUSTMENTS</b><br/>(2) Pneumatic seat height</p>  | <p>Upholstered Seat and Back</p> <p>Ergonomic Features:<br/>C, M</p>   | <table border="1"> <tr> <td>6737</td> <td>\$997</td> <td>\$1035</td> <td>\$1064</td> <td>\$1105</td> <td>\$1164</td> <td>\$1184</td> <td>\$1236</td> <td>\$1336</td> <td>\$1384</td> <td>\$1474</td> <td>\$1599</td> <td>\$1753</td> </tr> </table>   |       |           |                    |        |        |                 |        |        |                 |        |        | 6737   | \$997 | \$1035 | \$1064 | \$1105 | \$1164 | \$1184 | \$1236 | \$1336 | \$1384 | \$1474 | \$1599 | \$1753 |           |    |      |
|  |   |  | 6737  | \$997 | \$1035    | \$1064             | \$1105 | \$1164 | \$1184          | \$1236 | \$1336 | \$1384          | \$1474 | \$1599 | \$1753 |       |        |        |        |        |        |        |        |        |        |        |        |           |    |      |
|  |   |  | <table border="1"> <tr> <th colspan="3">OVERALL DIMENSIONS</th> <th colspan="3">SEAT DIMENSIONS</th> <th colspan="3">BACK DIMENSIONS</th> </tr> <tr> <th>W</th> <th>D</th> <th>H</th> <th>W</th> <th>D</th> <th>H</th> <th>W</th> <th>H</th> </tr> <tr> <td>25.5</td> <td>21.5</td> <td>41</td> <td>18</td> <td>17</td> <td>21.5-31.5</td> <td>18</td> <td>15.5</td> </tr> </table>   |       |           | OVERALL DIMENSIONS |        |        | SEAT DIMENSIONS |        |        | BACK DIMENSIONS |        |        | W      | D     | H      | W      | D      | H      | W      | H      | 25.5   | 21.5   | 41     | 18     | 17     | 21.5-31.5 | 18 | 15.5 |
|  |   |  | OVERALL DIMENSIONS  |       |           | SEAT DIMENSIONS    |        |        | BACK DIMENSIONS |        |        |                 |        |        |        |       |        |        |        |        |        |        |        |        |        |        |        |           |    |      |
| W  | D   | H  | W   | D     | H         | W                  | H      |        |                 |        |        |                 |        |        |        |       |        |        |        |        |        |        |        |        |        |        |        |           |    |      |
| 25.5   | 21.5  | 41   | 18  | 17    | 21.5-31.5 | 18                 | 15.5   |        |                 |        |        |                 |        |        |        |       |        |        |        |        |        |        |        |        |        |        |        |           |    |      |
| <p>RTA 1</p>   |   |  |   |       |           |                    |        |        |                 |        |        |                 |        |        |        |       |        |        |        |        |        |        |        |        |        |        |        |           |    |      |
|  |   |  |   |       |           |                    |        |        |                 |        |        |                 |        |        |        |       |        |        |        |        |        |        |        |        |        |        |        |           |    |      |
|  <p><b>Drafting Stool - Armless</b><br/>COM Yardage: 0.75<br/>Freight Class: 150<br/>Product Weight (lbs.): 39<br/>Cubic Feet Per Carton: 9.75</p>      |  <p><b>ADJUSTMENTS</b><br/>(2) Pneumatic seat height</p> | <p>Upholstered Seat and Back</p> <p>Ergonomic Features:<br/>C, M</p>   | <table border="1"> <tr> <td>6738</td> <td>\$903</td> <td>\$941</td> <td>\$970</td> <td>\$1011</td> <td>\$1070</td> <td>\$1090</td> <td>\$1142</td> <td>\$1242</td> <td>\$1290</td> <td>\$1380</td> <td>\$1505</td> <td>\$1659</td> </tr> </table>   |       |           |                    |        |        |                 |        |        |                 |        |        | 6738   | \$903 | \$941  | \$970  | \$1011 | \$1070 | \$1090 | \$1142 | \$1242 | \$1290 | \$1380 | \$1505 | \$1659 |           |    |      |
|  |   |  | 6738  | \$903 | \$941     | \$970              | \$1011 | \$1070 | \$1090          | \$1142 | \$1242 | \$1290          | \$1380 | \$1505 | \$1659 |       |        |        |        |        |        |        |        |        |        |        |        |           |    |      |
|  |   |  | <table border="1"> <tr> <th colspan="3">OVERALL DIMENSIONS</th> <th colspan="3">SEAT DIMENSIONS</th> <th colspan="3">BACK DIMENSIONS</th> </tr> <tr> <th>W</th> <th>D</th> <th>H</th> <th>W</th> <th>D</th> <th>H</th> <th>W</th> <th>H</th> </tr> <tr> <td>18</td> <td>21.5</td> <td>41</td> <td>18</td> <td>17</td> <td>21.5-31.5</td> <td>18</td> <td>16.5</td> </tr> </table>     |       |           | OVERALL DIMENSIONS |        |        | SEAT DIMENSIONS |        |        | BACK DIMENSIONS |        |        | W      | D     | H      | W      | D      | H      | W      | H      | 18     | 21.5   | 41     | 18     | 17     | 21.5-31.5 | 18 | 16.5 |
|  |   |  | OVERALL DIMENSIONS  |       |           | SEAT DIMENSIONS    |        |        | BACK DIMENSIONS |        |        |                 |        |        |        |       |        |        |        |        |        |        |        |        |        |        |        |           |    |      |
| W  | D   | H  | W   | D     | H         | W                  | H      |        |                 |        |        |                 |        |        |        |       |        |        |        |        |        |        |        |        |        |        |        |           |    |      |
| 18   | 21.5  | 41   | 18  | 17    | 21.5-31.5 | 18                 | 16.5   |        |                 |        |        |                 |        |        |        |       |        |        |        |        |        |        |        |        |        |        |        |           |    |      |
| <p>RTA 1</p>   |   |  |   |       |           |                    |        |        |                 |        |        |                 |        |        |        |       |        |        |        |        |        |        |        |        |        |        |        |           |    |      |
|  |   |  |   |       |           |                    |        |        |                 |        |        |                 |        |        |        |       |        |        |        |        |        |        |        |        |        |        |        |           |    |      |
|  <p><b>Task W/Arms and Pedestal Base</b><br/>COM Yardage: N/A<br/>Freight Class: 250<br/>Product Weight (lbs.): 37<br/>Cubic Feet Per Carton: 10.75</p> |  <p><b>ADJUSTMENTS</b><br/>(2) Pneumatic seat height</p> | <p>Polypropylene Seat and Back</p> <p>Ergonomic Features:<br/>C, M</p> | <table border="1"> <tr> <td>6720PB</td> <td>\$850</td> <td>-</td> <td>-</td> <td>-</td> <td>-</td> <td>-</td> <td>-</td> <td>-</td> <td>-</td> <td>-</td> <td>-</td> <td>-</td> </tr> </table>  |       |           |                    |        |        |                 |        |        |                 |        |        | 6720PB | \$850 | -      | -      | -      | -      | -      | -      | -      | -      | -      | -      | -      |           |    |      |
|  |   |  | 6720PB  | \$850 | -         | -                  | -      | -      | -               | -      | -      | -               | -      | -      | -      |       |        |        |        |        |        |        |        |        |        |        |        |           |    |      |
|  |   |  | <table border="1"> <tr> <th colspan="3">OVERALL DIMENSIONS</th> <th colspan="3">SEAT DIMENSIONS</th> <th colspan="3">BACK DIMENSIONS</th> </tr> <tr> <th>W</th> <th>D</th> <th>H</th> <th>W</th> <th>D</th> <th>H</th> <th>W</th> <th>H</th> </tr> <tr> <td>25.5</td> <td>21.5</td> <td>33</td> <td>18</td> <td>17.5</td> <td>14-19</td> <td>18</td> <td>16</td> </tr> </table>       |       |           | OVERALL DIMENSIONS |        |        | SEAT DIMENSIONS |        |        | BACK DIMENSIONS |        |        | W      | D     | H      | W      | D      | H      | W      | H      | 25.5   | 21.5   | 33     | 18     | 17.5   | 14-19     | 18 | 16   |
|  |   |  | OVERALL DIMENSIONS  |       |           | SEAT DIMENSIONS    |        |        | BACK DIMENSIONS |        |        |                 |        |        |        |       |        |        |        |        |        |        |        |        |        |        |        |           |    |      |
| W  | D   | H  | W   | D     | H         | W                  | H      |        |                 |        |        |                 |        |        |        |       |        |        |        |        |        |        |        |        |        |        |        |           |    |      |
| 25.5   | 21.5  | 33   | 18  | 17.5  | 14-19     | 18                 | 16     |        |                 |        |        |                 |        |        |        |       |        |        |        |        |        |        |        |        |        |        |        |           |    |      |
| <p>RTA 1</p>   |   |  |   |       |           |                    |        |        |                 |        |        |                 |        |        |        |       |        |        |        |        |        |        |        |        |        |        |        |           |    |      |
|  |   |  |   |       |           |                    |        |        |                 |        |        |                 |        |        |        |       |        |        |        |        |        |        |        |        |        |        |        |           |    |      |

| DESCRIPTION   | FEATURES  | MODEL#                    | STANDARD TEXTILE GRADES  |          |          |                        |          |           |          |           |        |        |        |        |  |  |
|---|---|---------------------------|--------------------------|----------|----------|------------------------|----------|-----------|----------|-----------|--------|--------|--------|--------|--|--|
|   |   |                           | 1                        | 2        | 3        | 4                      | 5        | 6         | 7        | 8         | 9      | 10     | 11     | 12     |  |  |
|  <p><b>Task w/Arms, Tablet and Pedestal Base</b><br/>COM Yardage: N/A<br/>Freight Class: 150<br/>Product Weight (lbs.): 45<br/>Cubic Feet Per Carton: 10.75</p>    |  <p><b>ADJUSTMENTS</b><br/>(2) Pneumatic seat height</p>   | 6720TRPB                  | \$1292                   | -        | -        | -                      | -        | -         | -        | -         | -      | -      | -      | -      |  |  |
|   |   | 6720TLPB                  |                          |          |          |                        |          |           |          |           |        |        |        |        |  |  |
|   |   | <b>OVERALL DIMENSIONS</b> | <b>SEAT DIMENSIONS</b>   |          |          | <b>BACK DIMENSIONS</b> |          |           |          |           |        |        |        |        |  |  |
|   |   | <b>W</b>                  | <b>D</b>                 | <b>H</b> | <b>W</b> | <b>D</b>               | <b>H</b> | <b>W</b>  | <b>H</b> |           |        |        |        |        |  |  |
|   |   |                           | 26.5                     | 25.5     | 33       | 18                     | 17.5     | 14-19     | 18       | 16        |        |        |        |        |  |  |
|   |   |                           | Ergonomic Features: C, M |          |          |                        |          |           |          |           |        |        |        |        |  |  |
|   |   |                           | RTA 1                    |          |          |                        |          |           |          |           |        |        |        |        |  |  |
|  <p><b>Task Armless w/ Pedestal Base</b><br/>COM Yardage: N/A<br/>Freight Class: 250<br/>Product Weight (lbs.): 37<br/>Cubic Feet Per Carton: 10.75</p>            |  <p><b>ADJUSTMENTS</b><br/>(2) Pneumatic seat height</p>   | 6721PB                    | \$710                    | -        | -        | -                      | -        | -         | -        | -         | -      | -      | -      | -      |  |  |
|   |   | <b>OVERALL DIMENSIONS</b> | <b>SEAT DIMENSIONS</b>   |          |          | <b>BACK DIMENSIONS</b> |          |           |          |           |        |        |        |        |  |  |
|   |   | <b>W</b>                  | <b>D</b>                 | <b>H</b> | <b>W</b> | <b>D</b>               | <b>H</b> | <b>W</b>  | <b>H</b> |           |        |        |        |        |  |  |
|   |   |                           |                          |          | 18       | 21.5                   | 33       | 18        | 17.5     | 14-19     | 18     | 16     |        |        |  |  |
|   |   |                           | Ergonomic Features: C, M |          |          |                        |          |           |          |           |        |        |        |        |  |  |
|   |   |                           | RTA 1                    |          |          |                        |          |           |          |           |        |        |        |        |  |  |
|  <p><b>Task Armless w/Tablet and Pedestal Base</b><br/>COM Yardage: N/A<br/>Freight Class: 150<br/>Product Weight (lbs.): 43<br/>Cubic Feet Per Carton: 10.75</p> |  <p><b>ADJUSTMENTS</b><br/>(2) Pneumatic seat height</p>  | 6721TRPB                  | \$1132                   | -        | -        | -                      | -        | -         | -        | -         | -      | -      | -      | -      |  |  |
|   |   | 6721TLPB                  |                          |          |          |                        |          |           |          |           |        |        |        |        |  |  |
|   |   | <b>OVERALL DIMENSIONS</b> | <b>SEAT DIMENSIONS</b>   |          |          | <b>BACK DIMENSIONS</b> |          |           |          |           |        |        |        |        |  |  |
|   |   | <b>W</b>                  | <b>D</b>                 | <b>H</b> | <b>W</b> | <b>D</b>               | <b>H</b> | <b>W</b>  | <b>H</b> |           |        |        |        |        |  |  |
|   |   |                           | 23.5                     | 25.5     | 33       | 18                     | 17.5     | 14-19     | 18       | 16        |        |        |        |        |  |  |
|   |   |                           | Ergonomic Features: C, M |          |          |                        |          |           |          |           |        |        |        |        |  |  |
|   |   |                           | RTA 1                    |          |          |                        |          |           |          |           |        |        |        |        |  |  |
|  <p><b>Task w/Arms and Pedestal Base</b><br/>COM Yardage: 0.75<br/>Freight Class: 250<br/>Product Weight (lbs.): 40<br/>Cubic Feet Per Carton: 10.75</p>         |  <p><b>ADJUSTMENTS</b><br/>(2) Pneumatic seat height</p> | 6722PB                    | \$912                    | \$938    | \$958    | \$987                  | \$1029   | \$1047    | \$1086   | \$1145    | \$1190 | \$1240 | \$1344 | \$1457 |  |  |
|   |   | <b>OVERALL DIMENSIONS</b> | <b>SEAT DIMENSIONS</b>   |          |          | <b>BACK DIMENSIONS</b> |          |           |          |           |        |        |        |        |  |  |
|   |   | <b>W</b>                  | <b>D</b>                 | <b>H</b> | <b>W</b> | <b>D</b>               | <b>H</b> | <b>W</b>  | <b>H</b> |           |        |        |        |        |  |  |
|   |   |                           |                          |          | 25.5     | 21.5                   | 32.5     | 18        | 17.5     | 14.5-19.5 | 18     | 15.5   |        |        |  |  |
|   |   |                           | Ergonomic Features: C, M |          |          |                        |          |           |          |           |        |        |        |        |  |  |
|   |   |                           | RTA 1                    |          |          |                        |          |           |          |           |        |        |        |        |  |  |
|  <p><b>Task w/Arms, Tablet and Pedestal Base</b><br/>COM Yardage: 0.75<br/>Freight Class: 150<br/>Product Weight (lbs.): 45<br/>Cubic Feet Per Carton: 10.75</p> |  <p><b>ADJUSTMENTS</b><br/>(2) Pneumatic seat height</p> | 6722TRPB                  | \$1336                   | \$1362   | \$1382   | \$1411                 | \$1453   | \$1471    | \$1508   | \$1569    | \$1614 | \$1664 | \$1768 | \$1880 |  |  |
|   |   | 6722TLPB                  |                          |          |          |                        |          |           |          |           |        |        |        |        |  |  |
|   |   | <b>OVERALL DIMENSIONS</b> | <b>SEAT DIMENSIONS</b>   |          |          | <b>BACK DIMENSIONS</b> |          |           |          |           |        |        |        |        |  |  |
|   |   | <b>W</b>                  | <b>D</b>                 | <b>H</b> | <b>W</b> | <b>D</b>               | <b>H</b> | <b>W</b>  | <b>H</b> |           |        |        |        |        |  |  |
|   |   |                           | 26.5                     | 25.5     | 32.5     | 18                     | 17.5     | 14.5-19.5 | 18       | 15.5      |        |        |        |        |  |  |
|   |   |                           | Ergonomic Features: C, M |          |          |                        |          |           |          |           |        |        |        |        |  |  |
|   |   |                           | RTA 1                    |          |          |                        |          |           |          |           |        |        |        |        |  |  |

| DESCRIPTION   | FEATURES   | MODEL#                             | STANDARD TEXTILE GRADES   |          |          |                        |          |           |                        |          |        |        |        |        |
|---|--|------------------------------------|---------------------------|----------|----------|------------------------|----------|-----------|------------------------|----------|--------|--------|--------|--------|
|   |  |                                    | 1                         | 2        | 3        | 4                      | 5        | 6         | 7                      | 8        | 9      | 10     | 11     | 12     |
| <br><b>Task Armless w/Pedestal Base</b><br>COM Yardage: 0.75<br>Freight Class: 250<br>Product Weight (lbs.): 38<br>Cubic Feet Per Carton: 10.75              | <br><b>ADJUSTMENTS</b><br>(2) Pneumatic seat height   | <b>6723PB</b>                      | \$774                     | \$800    | \$819    | \$847                  | \$887    | \$904     | \$942                  | \$999    | \$1043 | \$1092 | \$1196 | \$1302 |
|   |  |                                    | <b>OVERALL DIMENSIONS</b> |          |          | <b>SEAT DIMENSIONS</b> |          |           | <b>BACK DIMENSIONS</b> |          |        |        |        |        |
|   |  |                                    | <b>W</b>                  | <b>D</b> | <b>H</b> | <b>W</b>               | <b>D</b> | <b>H</b>  | <b>W</b>               | <b>H</b> |        |        |        |        |
|   |  |                                    | 18                        | 21.5     | 32.5     | 18                     | 17       | 14.5-19.5 | 18                     | 15.5     |        |        |        |        |
|   |  |                                    | <b>RTA 1</b>              |          |          |                        |          |           |                        |          |        |        |        |        |
| <br><b>Task w/Arms, Tablet and Pedestal Base</b><br>COM Yardage: 0.75<br>Freight Class: 150<br>Product Weight (lbs.): 45<br>Cubic Feet Per Carton: 10.75     | <br><b>ADJUSTMENTS</b><br>(2) Pneumatic seat height   | <b>6723TRPB</b><br><b>6723TLPB</b> | \$1193                    | \$1219   | \$1238   | \$1266                 | \$1306   | \$1322    | \$1360                 | \$1417   | \$1459 | \$1509 | \$1609 | \$1717 |
|   |  |                                    | <b>OVERALL DIMENSIONS</b> |          |          | <b>SEAT DIMENSIONS</b> |          |           | <b>BACK DIMENSIONS</b> |          |        |        |        |        |
|   |  |                                    | <b>W</b>                  | <b>D</b> | <b>H</b> | <b>W</b>               | <b>D</b> | <b>H</b>  | <b>W</b>               | <b>H</b> |        |        |        |        |
|   |  |                                    | 23.5                      | 25.5     | 32.5     | 18                     | 17       | 14.5-19.5 | 18                     | 15.5     |        |        |        |        |
|   |  |                                    | <b>RTA 1</b>              |          |          |                        |          |           |                        |          |        |        |        |        |
| <br><b>Task w/Arms and Pedestal Base</b><br>COM Yardage: 0.75<br>Freight Class: 250<br>Product Weight (lbs.): 40<br>Cubic Feet Per Carton: 10.75            | <br><b>ADJUSTMENTS</b><br>(2) Pneumatic seat height  | <b>6727PB</b>                      | \$1007                    | \$1038   | \$1057   | \$1090                 | \$1133   | \$1153    | \$1193                 | \$1259   | \$1306 | \$1361 | \$1474 | \$1593 |
|   |  |                                    | <b>OVERALL DIMENSIONS</b> |          |          | <b>SEAT DIMENSIONS</b> |          |           | <b>BACK DIMENSIONS</b> |          |        |        |        |        |
|   |  |                                    | <b>W</b>                  | <b>D</b> | <b>H</b> | <b>W</b>               | <b>D</b> | <b>H</b>  | <b>W</b>               | <b>H</b> |        |        |        |        |
|   |  |                                    | 25.5                      | 21.5     | 32.5     | 18                     | 17       | 14.5-19.5 | 18                     | 16       |        |        |        |        |
|   |  |                                    | <b>RTA 1</b>              |          |          |                        |          |           |                        |          |        |        |        |        |
| <br><b>Task w/Arms, Tablet and Pedestal Base</b><br>COM Yardage: 0.75<br>Freight Class: 150<br>Product Weight (lbs.): 46<br>Cubic Feet Per Carton: 10.75   | <br><b>ADJUSTMENTS</b><br>(2) Pneumatic seat height | <b>6727TRPB</b><br><b>6727TLPB</b> | \$1469                    | \$1500   | \$1519   | \$1552                 | \$1595   | \$1616    | \$1655                 | \$1721   | \$1770 | \$1824 | \$1937 | \$2058 |
|   |  |                                    | <b>OVERALL DIMENSIONS</b> |          |          | <b>SEAT DIMENSIONS</b> |          |           | <b>BACK DIMENSIONS</b> |          |        |        |        |        |
|   |  |                                    | <b>W</b>                  | <b>D</b> | <b>H</b> | <b>W</b>               | <b>D</b> | <b>H</b>  | <b>W</b>               | <b>H</b> |        |        |        |        |
|   |  |                                    | 26.5                      | 25.5     | 32.25    | 18                     | 17       | 14.5-19.5 | 18                     | 16       |        |        |        |        |
|   |  |                                    | <b>RTA 1</b>              |          |          |                        |          |           |                        |          |        |        |        |        |
| <br><b>Task Armless w/Tablet and Pedestal Base</b><br>COM Yardage: 0.75<br>Freight Class: 250<br>Product Weight (lbs.): 40<br>Cubic Feet Per Carton: 10.75 | <br><b>ADJUSTMENTS</b><br>(2) Pneumatic seat height | <b>6728PB</b>                      | \$866                     | \$895    | \$915    | \$945                  | \$990    | \$1010    | \$1049                 | \$1111   | \$1159 | \$1213 | \$1322 | \$1441 |
|   |  |                                    | <b>OVERALL DIMENSIONS</b> |          |          | <b>SEAT DIMENSIONS</b> |          |           | <b>BACK DIMENSIONS</b> |          |        |        |        |        |
|   |  |                                    | <b>W</b>                  | <b>D</b> | <b>H</b> | <b>W</b>               | <b>D</b> | <b>H</b>  | <b>W</b>               | <b>H</b> |        |        |        |        |
|   |  |                                    | 18                        | 21.5     | 32.5     | 18                     | 17       | 14.5-19.5 | 18                     | 15.5     |        |        |        |        |
|   |  |                                    | <b>RTA 1</b>              |          |          |                        |          |           |                        |          |        |        |        |        |



| DESCRIPTION   | FEATURES   | MODEL#   | STANDARD TEXTILE GRADES |        |           |                 |        |        |                 |        |        |        |        |        |   |   |   |   |      |      |       |    |    |           |    |      |  |  |  |  |  |  |  |  |
|---|--|--|-------------------------|--------|-----------|-----------------|--------|--------|-----------------|--------|--------|--------|--------|--------|---|---|---|---|------|------|-------|----|----|-----------|----|------|--|--|--|--|--|--|--|--|
|   |  |  | 1                       | 2      | 3         | 4               | 5      | 6      | 7               | 8      | 9      | 10     | 11     | 12     |   |   |   |   |      |      |       |    |    |           |    |      |  |  |  |  |  |  |  |  |
|  <p><b>Task Armless w/Tablet and Pedestal Base</b><br/>                     COM Yardage: 0.75<br/>                     Freight Class: 150<br/>                     Product Weight (lbs.): 46<br/>                     Cubic Feet Per Carton: 10.75</p> |  <p><b>ADJUSTMENTS</b><br/>                     (2) Pneumatic seat height</p> | <b>6728TRPB</b><br><b>6728TLPB</b>   | \$1318                  | \$1345 | \$1366    | \$1397          | \$1442 | \$1462 | \$1500          | \$1563 | \$1611 | \$1665 | \$1774 | \$1893 |   |   |   |   |      |      |       |    |    |           |    |      |  |  |  |  |  |  |  |  |
|   |  | <table border="1"> <thead> <tr> <th colspan="3">OVERALL DIMENSIONS</th> <th colspan="3">SEAT DIMENSIONS</th> <th colspan="2">BACK DIMENSIONS</th> </tr> <tr> <th>W</th> <th>D</th> <th>H</th> <th>W</th> <th>D</th> <th>H</th> <th>W</th> <th>H</th> </tr> </thead> <tbody> <tr> <td>23.5</td> <td>25.5</td> <td>32.25</td> <td>18</td> <td>17</td> <td>14.5-19.5</td> <td>18</td> <td>15.5</td> </tr> </tbody> </table> | OVERALL DIMENSIONS      |        |           | SEAT DIMENSIONS |        |        | BACK DIMENSIONS |        | W      | D      | H      | W      | D | H | W | H | 23.5 | 25.5 | 32.25 | 18 | 17 | 14.5-19.5 | 18 | 15.5 |  |  |  |  |  |  |  |  |
| OVERALL DIMENSIONS  |  |  | SEAT DIMENSIONS         |        |           | BACK DIMENSIONS |        |        |                 |        |        |        |        |        |   |   |   |   |      |      |       |    |    |           |    |      |  |  |  |  |  |  |  |  |
| W   | D  | H  | W                       | D      | H         | W               | H      |        |                 |        |        |        |        |        |   |   |   |   |      |      |       |    |    |           |    |      |  |  |  |  |  |  |  |  |
| 23.5  | 25.5   | 32.25  | 18                      | 17     | 14.5-19.5 | 18              | 15.5   |        |                 |        |        |        |        |        |   |   |   |   |      |      |       |    |    |           |    |      |  |  |  |  |  |  |  |  |
|   | Upholstered Seat and Back<br><b>Specify (L) left or (R) right tablet.</b><br><br>Ergonomic Features:<br>C, M   | <b>RTA 1</b>   |                         |        |           |                 |        |        |                 |        |        |        |        |        |   |   |   |   |      |      |       |    |    |           |    |      |  |  |  |  |  |  |  |  |



Duet tables are multi-purpose stacking tables that offer optimum space utilization and flexibility. Their personality and simple design make them ideal for use in any learning or training environment at post-secondary and adult levels. Temporarily and easily convert auditoriums and other spaces into examination and seminar spaces. They can be partnered with stacking chairs such as Duet or Popcorn in matching or complementary colors (stacking chairs can be found in the Multi-Purpose section of the Seating price list).

The one-piece molded top and modesty are gently contoured providing an eased edge with an elegant waterfall transition from top to modesty.

Tops are available in a wide array of colors in 0.5" thick polypropylene. Polypropylene material offers strength and ease of cleaning with a slightly textured surface to offer scratch resistance.



**Features and Benefits**

- One-piece molded top and modesty are 0.5" thick polypropylene.
- Tables are rated 250 lbs. capacity.
- Surface includes factory installed metal inserts for solid and secure connection to the sled frame.
- 0.5" diameter solid steel rod sled frame.
- Bumpers on the underside for protection when stacking.
- Model with ADA width compliant frame is available.
- Shipped fully assembled.



One-piece top and modesty.



Stacks 5 high on floor or 20 high on dolly.



Ganging frame to keep tables evenly aligned.

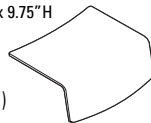
**GENERAL INFORMATION**

- Duet tables are multi-purpose stacking tables ideal for auditoriums, seminars or any learning or training environment.
- Lightweight and easy to handle whether stacking for storage or setting up a room.
- Made of durable materials to withstand more demanding environments.
- Shipped fully assembled. Packaged 4 per carton.
- Global products are in compliance with stringent emission guidelines set out by the Greenguard Environmental Institute under the standards for low emitting products and materials. [www.greenguard.org](http://www.greenguard.org).
- Covered by Global's Lifetime Warranty.
- **Level 2 Certified.**

**WORKSURFACES**

- Top and modesty are a one-piece injection molded design in 0.5" thick polypropylene.
- Available in a wide array of colors (see right column "FINISHES") to complement any space or to define sections by color.
- One-piece molded top and modesty are contoured providing an eased user edge, with an elegant waterfall transition from top to modesty.

26" W x 18" D x 9.75" H



**CONSTRUCTION**

- Surface includes molded in threaded inserts to provide a secure metal-to-metal connection to the sled frame.
- Bumpers are included on the underside of top and inside modesty to protect surfaces when stacking.

**FRAME**

- 0.5" diameter solid steel rod sled frame.
- Available in a durable Chrome finish.
- Model with ganging frame keeps tables evenly positioned and aligned. No tools or fasteners required for ganging; the frames simply interlock.
- Model with ADA compliant frame is also available. The frame is 33" wide and the polypropylene top/modesty remain a constant size.
- Tables are standard without glides and are suitable for carpet, rubber or cork flooring.
- Glide options are available (see right column "GLIDES"). Glides must be chosen to best suit flooring type and site conditions. Upcharges apply.

**DOLLY**

- For space saving storage and transport.
- Constructed from 1.5" x 0.5" steel tubing with heavy duty casters (two locking) and a removable handle.
- Dolly can stack up to 20 tables.
- Stacking height on dolly is up to 68".

**FINISHES**

|            |           |            |         |
|------------|-----------|------------|---------|
| <b>BZB</b> | Buzz Blue | <b>FRO</b> | Frost   |
| <b>CCT</b> | Cactus    | <b>INK</b> | Ink     |
| <b>CRO</b> | Carrot    | <b>LAB</b> | Latte   |
| <b>IVC</b> | Cloud     | <b>BLK</b> | Night   |
| <b>DJN</b> | Dijon     | <b>SND</b> | Sand    |
| <b>EGP</b> | Eggplant  | <b>SAR</b> | Scarlet |
| <b>FOG</b> | Fog       | <b>SHW</b> | Shadow  |

**GLIDES**

|           |   |
|-----------|---|
| <b>CG</b> | Clear polycarbonate (for carpet, rubber or concrete flooring). Height added to table: 0.18". Add \$18/set.                      |
| <b>SG</b> | Glides with stainless steel pads (for carpet or rubber flooring). Height added to table: 0.17". Add \$34/set.                   |
| <b>FG</b> | Glides with felt pads (for vinyl, cork or laminate flooring). Height added to table: 0.24". Add \$34/set.                       |
| <b>RG</b> | Glides with rubber pads (for vinyl, hardwood, laminate, stone or ceramic flooring). Height added to table: 0.16". Add \$34/set. |

**SPECIFICATIONS**

- Specifications marked with an \* are applicable to only those products which have the\* symbol beside the product name.

**EXAMPLE DUET TABLE ORDER CODE:**

Duet stacking table, polypropylene surface in Shadow, clear polycarbonate glides

|          |                |        |
|----------|----------------|--------|
| DTS1828P | -SHW           | -CG    |
| Model #  | Surface finish | Glides |

**Required specifications**

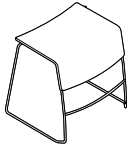
Top finish\*

**Optional specifications**

Glide option\*

**STACKING TABLES**      **MODEL#**      **DIMENSIONS**      **FREIGHT CLASS**      **WT/LBS.**      **CUBIC FT.**      **LIST PRICE**

D x W x H

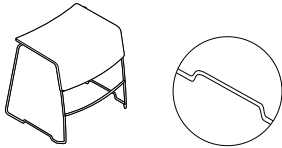


**Stacking Table\***

|          |              |     |    |       |              |
|----------|--------------|-----|----|-------|--------------|
| DTS1828P | 25 x 29 x 28 | 150 | 26 | 17.75 | <b>\$516</b> |
|----------|--------------|-----|----|-------|--------------|

One-piece polypropylene top and modesty with Chrome frame. Shipped fully assembled, 4 per carton.

- Price shown is per table. It is recommended to order in multiples of 4.
- Please be sure to select the appropriate glide (see previous page) for the flooring surface, as scratches could occur.
- Worksurface is 18"D x 28"W



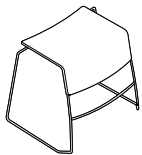
**Stacking Table, Ganging Frame\***

|           |                 |     |    |       |              |
|-----------|-----------------|-----|----|-------|--------------|
| DTS1828PG | 25 x 30.75 x 28 | 150 | 26 | 17.75 | <b>\$550</b> |
|-----------|-----------------|-----|----|-------|--------------|

One-piece polypropylene top and modesty with Chrome ganging frame.

Shipped fully assembled, 4 per carton.

- Price shown is per table. It is recommended to order in multiples of 4.
- Please be sure to select the appropriate glide (see previous page) for the flooring surface, as scratches could occur.
- Worksurface is 18"D x 28"W



**Stacking Table, 32" Wide\***

|          |              |     |    |       |              |
|----------|--------------|-----|----|-------|--------------|
| DTA1832P | 25 x 33 x 28 | 150 | 26 | 17.75 | <b>\$583</b> |
|----------|--------------|-----|----|-------|--------------|

ADA (American with Disabilities Act) compliant. 33" wide. One-piece polypropylene top and modesty with Chrome frame. Underside clearance is 27.1"H (extra height if glides are selected). Stacks up to 5 high on floor only; dolly does not accommodate. Shipped fully assembled, 4 per carton.

- Price shown is per table. It is recommended to order in multiples of 4.
- Please be sure to select the appropriate glide (see previous page) for the flooring surface, as scratches could occur.
- Worksurface is 18"D x 32"W

**DOLLY**



**Dolly**

|       |                  |     |    |    |              |
|-------|------------------|-----|----|----|--------------|
| DTD20 | 29.5 x 63 x 38.5 | 250 | 50 | 21 | <b>\$749</b> |
|-------|------------------|-----|----|----|--------------|

For use with tables DTS1828P and DTS1828PG. Can stack up to 20 tables. Black only. Removable handle for storage. Shipped fully assembled in 1 carton.

ERIN



**model GC36531**  
Armless Guest Chair,  
Metal Legs



**model GC36532**  
Guest Armchair,  
Wood Legs

**STANDARD FEATURES**

- Erin offers a streamlined silhouette brimming with mid-century modern style.
- A rounded arch gently curves around and under the seat to give extra support to a user's upper back and sides, while creating an open clean-out space at the back of the cushion.
- The series is available to specify with two textiles, one for the seat cushion and one for the back, arms and front rail (see model image).
- For pricing, start with the base price and add both back/arms graded textile upcharge and the seat graded textile upcharge.
- Tapered legs add style and elegance.
- Legs are available in wood or metal painted/plated finishes (noted).
- The seat underside is sealed with a non-porous material to support housekeeping and infection control protocols.
- Additional improved cleaning options include sealed seams (back and/or seat) and moisture barrier (seat). Upcharges apply.
- Assembled with tamper-resistant fasteners for greater security.
- For added comfort, the seat cushions are standard with high density Ultracell foam.
- Glides are self-leveling. Choose from standard non-marking glides, rubber non-slip glides or felt glides (upcharges apply).
- The Globalcare warranty (for healthcare and 24/7 environments) applies for all Erin GC models when performance textiles are selected. Visit the website at [globalfurnituregroup.com/healthcare](http://globalfurnituregroup.com/healthcare).
- Global's standard lifetime warranty applies when approved standard Global textiles are selected.
- For alternate textile applications, contact Global specials. The Blended Textile matrix does not apply to this series.
- Shipped fully assembled.

**SUGGESTED APPLICATIONS**

- Dining/Cafeteria
- Guest seating
- Lobbies
- Lounge/Waiting
- Patient rooms
- Resident rooms





**OPTIONAL FEATURES**

Please add option codes in the following order:

- **Model number**  
**GC36530** Guest armless chair, wood legs  
**GC36531** Guest armless chair, metal legs  
**GC36532** Guest armchair, wood legs  
**GC36533** Guest armchair, metal legs
- **Back/Arm Textile**  
Specify textile code. See model grade upcharges.
- **Seat Textile**  
Specify textile code. See model grade upcharges.
- **Wood leg finish** (models GC36530 and GC36532)  
**(AAM)** Absolute **(MWM)** Medium Walnut  
**(BKM)** Black **(NLW)** Natural Walnut  
**(CJM)** Charcoal Java **(ASM)** Night  
**(ACM)** Cherry **(NBM)** Noce Biondo  
**(EMM)** Empire Mahogany **(NGM)** Noce Grigio  
**(EOM)** English Oak **(NEM)** Noce Leggero  
**(ECM)** Espresso Cafe **(NMM)** Noce Medio  
**(TFM)** Fruitwood **(SBM)** Sandy Beach  
**(HGM)** Grey **(SKM)** Shaker Cherry  
**(HOM)** Harvest Oak **(SOM)** Silver Oak  
**(AHM)** Honey **(TWM)** Walnut  
**(JOM)** Jet Onyx **(WTM)** WC Cream  
**(LHM)** Light Honey **(WHM)** White  
**(TMM)** Mahogany **(WCM)** Winter Cherry  
**(AVM)** Maple
- **Metal leg finish** (models GC36531 and GC36533)  
**(CHM)** Chrome **(TTU)** Tungsten  
**(TBL)** Black **(TKA)** Kalua  
**(TLA)** Latte **(TMO)** Mocha  
**(TSH)** Shadow **(TOA)** Toast
- **Glides**  
**(NM)** Non-marking glide. No upcharge  
**(RG)** Rubber, non-slip glide. Add \$60.  
**(FG)** Felt glide. Add \$60.
- **Sealed Back Seams** (Contact Customer Care for approved textiles)  
**(NBS)** No sealed back seams  
**(SBS)** Sealed back seams. Upcharges vary, see model.
- **Sealed Seat Seams** (Contact Customer Care for approved textiles)  
**(NSS)** No sealed seat seams  
**(SSS)** Sealed seat seams. Add \$20.
- **Moisture Barrier** (Not available with Sealed Seams)  
**(NB)** No moisture barrier.  
**(MB)** Moisture barrier (seat only). Add \$110.

**EXAMPLE ERIN ORDER CODE:**

|         |                  |              |            |       |                   |                   |                  |
|---------|------------------|--------------|------------|-------|-------------------|-------------------|------------------|
| GC36530 | CE90             | CE90         | AAM        | NM    | NBS               | NSS               | NB               |
| Model # | Seat/Arm textile | Seat textile | Leg finish | Glide | Sealed Back Seams | Sealed Seat Seams | Moisture Barrier |

| DESCRIPTION  | MODEL#/ FEATURES           | STANDARD TEXTILE GRADES |              |               |                        |               |               |               |               |               |               |               |                |
|--|----------------------------|-------------------------|--------------|---------------|------------------------|---------------|---------------|---------------|---------------|---------------|---------------|---------------|----------------|
|  |                            | 1/COM                   | 2            | 3             | 4                      | 5             | 6             | 7             | 8             | 9             | 10            | 11            | 12             |
|  <p><b>Armless Guest Chair, Wood Legs</b><br/>COM Yardage: Back/Arm: 1.75; Seat: 1<br/>Freight Class: 250<br/>Product Weight (lbs.): 32.5<br/>Cubic Feet Per Carton: 13.25</p>  | <b>GC36530</b> Base Price: | <b>\$1892</b>           |              |               |                        |               |               |               |               |               |               |               |                |
|  | Back/Arm upcharge:         | <b>+0</b>               | <b>+\$56</b> | <b>+\$100</b> | <b>+\$165</b>          | <b>+\$256</b> | <b>+\$294</b> | <b>+\$373</b> | <b>+\$497</b> | <b>+\$590</b> | <b>+\$692</b> | <b>+\$903</b> | <b>+\$1126</b> |
|  | Seat upcharge:             | <b>+0</b>               | <b>+\$32</b> | <b>+\$57</b>  | <b>+\$94</b>           | <b>+\$146</b> | <b>+\$168</b> | <b>+\$213</b> | <b>+\$284</b> | <b>+\$337</b> | <b>+\$395</b> | <b>+\$516</b> | <b>+\$643</b>  |
|  | <b>OVERALL DIMENSIONS</b>  | <b>SEAT DIMENSIONS</b>  |              |               | <b>BACK DIMENSIONS</b> |               |               |               |               |               |               |               |                |
|  | <b>W D H</b>               | <b>W</b>                | <b>D</b>     | <b>H</b>      | <b>W</b>               | <b>D</b>      | <b>H</b>      | <b>W</b>      | <b>H</b>      |               |               |               |                |
|  | 24                         | 22.25                   | 34           | 19            | 18                     | 19            | 15            | 15.5          |               |               |               |               |                |
| <p>Active weight 350 lbs.<br/>Add \$49 for (SBS), \$20 for (SSS)</p>   |                            |                         |              |               |                        |               |               |               |               |               |               |               |                |
|  <p><b>Armless Guest Chair, Metal Legs</b><br/>COM Yardage: Back/Arm: 1.75; Seat: 1<br/>Freight Class: 250<br/>Product Weight (lbs.): 34.5<br/>Cubic Feet Per Carton: 13.25</p> | <b>GC36531</b> Base Price: | <b>\$1801</b>           |              |               |                        |               |               |               |               |               |               |               |                |
|  | Back/Arm upcharge:         | <b>+0</b>               | <b>+\$56</b> | <b>+\$100</b> | <b>+\$165</b>          | <b>+\$256</b> | <b>+\$294</b> | <b>+\$373</b> | <b>+\$497</b> | <b>+\$590</b> | <b>+\$692</b> | <b>+\$903</b> | <b>+\$1126</b> |
|  | Seat upcharge:             | <b>+0</b>               | <b>+\$32</b> | <b>+\$57</b>  | <b>+\$94</b>           | <b>+\$146</b> | <b>+\$168</b> | <b>+\$213</b> | <b>+\$284</b> | <b>+\$337</b> | <b>+\$395</b> | <b>+\$516</b> | <b>+\$643</b>  |
|  | <b>OVERALL DIMENSIONS</b>  | <b>SEAT DIMENSIONS</b>  |              |               | <b>BACK DIMENSIONS</b> |               |               |               |               |               |               |               |                |
|  | <b>W D H</b>               | <b>W</b>                | <b>D</b>     | <b>H</b>      | <b>W</b>               | <b>D</b>      | <b>H</b>      | <b>W</b>      | <b>H</b>      |               |               |               |                |
|  | 24                         | 22.25                   | 34           | 19            | 18                     | 19            | 15            | 15.5          |               |               |               |               |                |
| <p>Active weight 350 lbs.<br/>Add \$49 for (SBS), \$20 for (SSS)</p>   |                            |                         |              |               |                        |               |               |               |               |               |               |               |                |
|  <p><b>Guest Armchair, Wood Legs</b><br/>COM Yardage: Back/Arm: 1.75; Seat: 1<br/>Freight Class: 250<br/>Product Weight (lbs.): 33<br/>Cubic Feet Per Carton: 13.25</p>        | <b>GC36532</b> Base Price: | <b>\$1892</b>           |              |               |                        |               |               |               |               |               |               |               |                |
|  | Back/Arm upcharge:         | <b>+0</b>               | <b>+\$56</b> | <b>+\$100</b> | <b>+\$165</b>          | <b>+\$256</b> | <b>+\$294</b> | <b>+\$373</b> | <b>+\$497</b> | <b>+\$590</b> | <b>+\$692</b> | <b>+\$903</b> | <b>+\$1126</b> |
|  | Seat upcharge:             | <b>+0</b>               | <b>+\$32</b> | <b>+\$57</b>  | <b>+\$94</b>           | <b>+\$146</b> | <b>+\$168</b> | <b>+\$213</b> | <b>+\$284</b> | <b>+\$337</b> | <b>+\$395</b> | <b>+\$516</b> | <b>+\$643</b>  |
|  | <b>OVERALL DIMENSIONS</b>  | <b>SEAT DIMENSIONS</b>  |              |               | <b>BACK DIMENSIONS</b> |               |               |               |               |               |               |               |                |
|  | <b>W D H</b>               | <b>W</b>                | <b>D</b>     | <b>H</b>      | <b>W</b>               | <b>D</b>      | <b>H</b>      | <b>W</b>      | <b>H</b>      |               |               |               |                |
|  | 24                         | 22                      | 34.25        | 19            | 18.5                   | 18.5          | 17            | 15.75         |               |               |               |               |                |
| <p>Active weight 350 lbs.<br/>Add \$52 for (SBS), \$20 for (SSS)</p>   |                            |                         |              |               |                        |               |               |               |               |               |               |               |                |
|  <p><b>Guest Armchair, Metal Legs</b><br/>COM Yardage: Back/Arm: 1.75; Seat: 1<br/>Freight Class: 250<br/>Product Weight (lbs.): 35<br/>Cubic Feet Per Carton: 13.25</p>      | <b>GC36533</b> Base Price: | <b>\$1801</b>           |              |               |                        |               |               |               |               |               |               |               |                |
|  | Back/Arm upcharge:         | <b>+0</b>               | <b>+\$56</b> | <b>+\$100</b> | <b>+\$165</b>          | <b>+\$256</b> | <b>+\$294</b> | <b>+\$373</b> | <b>+\$497</b> | <b>+\$590</b> | <b>+\$692</b> | <b>+\$903</b> | <b>+\$1126</b> |
|  | Seat upcharge:             | <b>+0</b>               | <b>+\$32</b> | <b>+\$57</b>  | <b>+\$94</b>           | <b>+\$146</b> | <b>+\$168</b> | <b>+\$213</b> | <b>+\$284</b> | <b>+\$337</b> | <b>+\$395</b> | <b>+\$516</b> | <b>+\$643</b>  |
|  | <b>OVERALL DIMENSIONS</b>  | <b>SEAT DIMENSIONS</b>  |              |               | <b>BACK DIMENSIONS</b> |               |               |               |               |               |               |               |                |
|  | <b>W D H</b>               | <b>W</b>                | <b>D</b>     | <b>H</b>      | <b>W</b>               | <b>D</b>      | <b>H</b>      | <b>W</b>      | <b>H</b>      |               |               |               |                |
|  | 24                         | 22                      | 34.25        | 19            | 18.5                   | 18.5          | 17            | 15.75         |               |               |               |               |                |
| <p>Active weight 350 lbs.<br/>Add \$52 for (SBS), \$20 for (SSS)</p>   |                            |                         |              |               |                        |               |               |               |               |               |               |               |                |

FILE BUDDY™



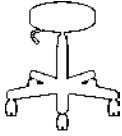


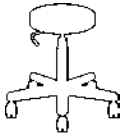


model 1105



model 1110 Shown with 25-400 Vertical File

STANDARD FEATURES

- Standard with C65 casters.
- Shipped R.T.A. (Ready to assemble).
- Pneumatic. Black, five-legged, injection molded base.
- 14" diameter seat.
- Check textile availability prior to specifying upholstery material.

| DESCRIPTION   | FEATURES | MODEL#      | STANDARD TEXTILE GRADES   |   |          |                        |          |           |                        |          |       |       |       |        |
|---|----------|-------------|---|---|----------|------------------------|----------|-----------|------------------------|----------|-------|-------|-------|--------|
|   |          |             | 1   | 2   | 3        | 4                      | 5        | 6         | 7                      | 8        | 9     | 10    | 11    | 12     |
|  <p><b>Swivel Stool 5" Pneumatic, 20" Base</b><br/>                     COM Yardage: 0.75<br/>                     Freight Class: 150<br/>                     Product Weight (lbs.): 14<br/>                     Cubic Feet Per Carton: 2.9</p>   |          | <b>1105</b> | \$418   | \$447   | \$468    | \$502                  | \$546    | \$570     | \$602                  | \$680    | \$714 | \$784 | \$881 | \$1001 |
|   |          |             | <b>OVERALL DIMENSIONS</b>   |   |          | <b>SEAT DIMENSIONS</b> |          |           | <b>BACK DIMENSIONS</b> |          |       |       |       |        |
|   |          |             | <b>W</b>  | <b>D</b>  | <b>H</b> | <b>W</b>               | <b>D</b> | <b>H</b>  | <b>W</b>               | <b>H</b> |       |       |       |        |
|   |          |             | 14  | 14  | 18.5     | 14                     | -        | 16.5-21.5 | -                      | -        |       |       |       |        |
|   |          |             |    |    |          |                        |          |           |                        |          |       |       |       |        |
|  <p><b>Swivel Stool 10" Pneumatic, 22" Base</b><br/>                     COM Yardage: 0.75<br/>                     Freight Class: 150<br/>                     Product Weight (lbs.): 14<br/>                     Cubic Feet Per Carton: 2.9</p> |          | <b>1110</b> | \$490   | \$515   | \$538    | \$574                  | \$616    | \$640     | \$672                  | \$749    | \$784 | \$854 | \$952 | \$1073 |
|   |          |             | <b>OVERALL DIMENSIONS</b>   |   |          | <b>SEAT DIMENSIONS</b> |          |           | <b>BACK DIMENSIONS</b> |          |       |       |       |        |
|   |          |             | <b>W</b>  | <b>D</b>  | <b>H</b> | <b>W</b>               | <b>D</b> | <b>H</b>  | <b>W</b>               | <b>H</b> |       |       |       |        |
|   |          |             | 14  | 14  | 18.5     | 14                     | -        | 22.5-32.5 | -                      | -        |       |       |       |        |
|   |          |             |  |  |          |                        |          |           |                        |          |       |       |       |        |

FLAP™



Folding Chair  
model 6775

STANDARD FEATURES

- A modern design, high quality, lightweight, all polymer folding chair intended for use indoors or outdoors. Products must be stored inside during extreme and inclement weather. See Global's Outdoor Furniture warranty for additional information.
- Weather resistant, UV resistant, stain resistant, 100% non-ferrous, and recyclable design that is 1:10 bleach solution cleanable.
- Chair legs are equipped with clear non-marking glides as standard. Suitable for outdoor environments, carpet and hard surface flooring
- Chairs are stocked in 2 colors:  
Alloy (ALY)  
Milk (MLK)
- No upholstery options available
- Rated to 275 lbs.
- Single chair folds flat to 2.2" (55 mm).
- Flap achieves its strength and durability using glass filled polymer. Evidence of this material may be visible on the surface and is often more evident in darker colors.
- All Flap products are only available through Global's InStock program. Contact CustomerCare for lead times and quotation for quantities beyond InStock inventory.
- The Flap Wall Hook (6776), sold individually, supports up to two folded Flap chairs. This Milk (MLK) colored plastic hook mounts on walls or inside closets and wardrobe cabinets providing easy access to extra seating. Two chairs on Wall Hook measure 7.3" (185 mm) deep off wall. Mounting hardware not included. Recommended mounting into stud.
- Flap Ganging Brackets (6778) are sold 12 to a

box. These translucent, frosted plastic brackets attach across two adjacent chairs, just above or below the seat to provide temporary ganging for organized events.






- The Flap Dolly (6777), ordered separately, supports up to 24 chairs folded and stacked flat. Includes strap to secure chairs for storage and transport.

Please add option codes in the following order

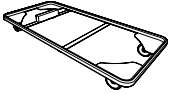





- **Model number**  
6775 Folding Chair  
6776 Wall Hook  
6777 Dolly  
6778 Ganging Brackets
- **Chair Color**  
(ALY) Alloy  
(MLK) Milk

EXAMPLE OF FLAP ORDER CODE:

|              |        |
|--------------|--------|
| 6775         | ALY    |
| Model Number | Finish |

| DESCRIPTION  | FEATURES                                       | MODEL#   | STANDARD TEXTILE GRADES |      |                    |                 |    |                 |                 |   |                 |    |    |    |   |   |   |   |   |   |      |      |      |    |      |      |  |    |   |
|--|--|--|-------------------------|------|--------------------|-----------------|----|-----------------|-----------------|---|-----------------|----|----|----|---|---|---|---|---|---|------|------|------|----|------|------|--|----|---|
|  |  |  | 1                       | 2    | 3                  | 4               | 5  | 6               | 7               | 8 | 9               | 10 | 11 | 12 |   |   |   |   |   |   |      |      |      |    |      |      |  |    |   |
|  <p><b>Folding Chair</b><br/>COM Yardage: N/A<br/>Freight Class: 100<br/>Product Weight (lbs.): 13.5<br/>Cubic Feet Per Carton: 1.6</p>   | <p>Shipped 2 per box.<br/>Ordered as each.</p> | 6775   | 214                     |      |                    |                 |    |                 |                 |   |                 |    |    |    |   |   |   |   |   |   |      |      |      |    |      |      |  |    |   |
|  |  | <table border="1"> <thead> <tr> <th colspan="3">OVERALL DIMENSIONS</th> <th colspan="3">SEAT DIMENSIONS</th> <th colspan="2">BACK DIMENSIONS</th> </tr> <tr> <th>W</th> <th>D</th> <th>H</th> <th>W</th> <th>D</th> <th>H</th> <th>W</th> <th>H</th> </tr> </thead> <tbody> <tr> <td>19</td> <td>21.5</td> <td>33.5</td> <td>16</td> <td>16.5</td> <td>18.5</td> <td>18.5</td> <td>16</td> </tr> </tbody> </table> |                         |      | OVERALL DIMENSIONS |                 |    | SEAT DIMENSIONS |                 |   | BACK DIMENSIONS |    | W  | D  | H | W | D | H | W | H | 19   | 21.5 | 33.5 | 16 | 16.5 | 18.5 | 18.5   | 16 |   2 per carton (pricing and specifications are for one chair) |
|  |  | OVERALL DIMENSIONS   |                         |      | SEAT DIMENSIONS    |                 |    | BACK DIMENSIONS |                 |   |                 |    |    |    |   |   |   |   |   |   |      |      |      |    |      |      |  |    |   |
|  |  | W  | D                       | H    | W                  | D               | H  | W               | H               |   |                 |    |    |    |   |   |   |   |   |   |      |      |      |    |      |      |  |    |   |
| 19   | 21.5   | 33.5   | 16                      | 16.5 | 18.5               | 18.5            | 16 |                 |                 |   |                 |    |    |    |   |   |   |   |   |   |      |      |      |    |      |      |  |    |   |
| <table border="1"> <thead> <tr> <th colspan="3">OVERALL DIMENSIONS</th> <th colspan="3">SEAT DIMENSIONS</th> <th colspan="2">BACK DIMENSIONS</th> </tr> <tr> <th>W</th> <th>D</th> <th>H</th> <th>W</th> <th>D</th> <th>H</th> <th>W</th> <th>H</th> </tr> </thead> <tbody> <tr> <td>9</td> <td>6</td> <td>2.75</td> <td></td> <td></td> <td></td> <td></td> <td></td> </tr> </tbody> </table> |  |  | OVERALL DIMENSIONS      |      |                    | SEAT DIMENSIONS |    |                 | BACK DIMENSIONS |   | W               | D  | H  | W  | D | H | W | H | 9 | 6 | 2.75 |      |      |    |      |      |   1 per carton |    |   |
| OVERALL DIMENSIONS   |  |  | SEAT DIMENSIONS         |      |                    | BACK DIMENSIONS |    |                 |                 |   |                 |    |    |    |   |   |   |   |   |   |      |      |      |    |      |      |  |    |   |
| W  | D  | H  | W                       | D    | H                  | W               | H  |                 |                 |   |                 |    |    |    |   |   |   |   |   |   |      |      |      |    |      |      |  |    |   |
| 9  | 6  | 2.75   |                         |      |                    |                 |    |                 |                 |   |                 |    |    |    |   |   |   |   |   |   |      |      |      |    |      |      |  |    |   |
| <p><b>Flap Wall Hook</b><br/>COM Yardage: N/A<br/>Freight Class: 70<br/>Product Weight (lbs.): 0.75<br/>Cubic Feet Per Carton: 0.2</p>   |  |  |                         |      |                    |                 |    |                 |                 |   |                 |    |    |    |   |   |   |   |   |   |      |      |      |    |      |      |  |    |   |



| DESCRIPTION   | FEATURES   | MODEL#                    | STANDARD TEXTILE GRADES   |   |  |          |          |                        |          |   |   |    |    |    |  |  |  |  |  |
|---|--|---------------------------|---|---|--|----------|----------|------------------------|----------|---|---|----|----|----|--|--|--|--|--|
|   |  |                           | 1   | 2   | 3  | 4        | 5        | 6                      | 7        | 8 | 9 | 10 | 11 | 12 |  |  |  |  |  |
|  <p><b>Dolly for Flap Folding Chairs</b><br/>                     COM Yardage: N/A<br/>                     Freight Class: 150<br/>                     Product Weight (lbs.): 23<br/>                     Cubic Feet Per Carton: 4.5</p>      | Holds up to 24 Flap folded chairs.<br>Includes tether strap. | <b>6777</b>               | 614   |   |  |          |          |                        |          |   |   |    |    |    |  |  |  |  |  |
|   |  | <b>OVERALL DIMENSIONS</b> |   |   | <b>SEAT DIMENSIONS</b>                                       |          |          | <b>BACK DIMENSIONS</b> |          |   |   |    |    |    |  |  |  |  |  |
|   |  | <b>W</b>                  | <b>D</b>  | <b>H</b>  | <b>W</b>   | <b>D</b> | <b>H</b> | <b>W</b>               | <b>H</b> |   |   |    |    |    |  |  |  |  |  |
|   |  | 20.75                     | 44  | 5.25  |  |          |          |                        |          |   |   |    |    |    |  |  |  |  |  |
|   |  |                           |  |  | 1 per carton   |          |          |                        |          |   |   |    |    |    |  |  |  |  |  |
|   |  |                           |   |   |  |          |          |                        |          |   |   |    |    |    |  |  |  |  |  |
|  <p><b>Flap Ganging Bracket (box of 12)</b><br/>                     COM Yardage: N/A<br/>                     Freight Class: 70<br/>                     Product Weight (lbs.): 0.29<br/>                     Cubic Feet Per Carton: 0.03</p> |  | <b>6778</b>               | 188   |   |  |          |          |                        |          |   |   |    |    |    |  |  |  |  |  |
|   |  | <b>OVERALL DIMENSIONS</b> |   |   | <b>SEAT DIMENSIONS</b>                                       |          |          | <b>BACK DIMENSIONS</b> |          |   |   |    |    |    |  |  |  |  |  |
|   |  | <b>W</b>                  | <b>D</b>  | <b>H</b>  | <b>W</b>   | <b>D</b> | <b>H</b> | <b>W</b>               | <b>H</b> |   |   |    |    |    |  |  |  |  |  |
|   |  | 0                         | 0   | 0   |  |          |          |                        |          |   |   |    |    |    |  |  |  |  |  |
|   |  |                           |  |  | 12 per carton (pricing and specifications are for box of 12) |          |          |                        |          |   |   |    |    |    |  |  |  |  |  |


ISLANDS™



model 4075



model 4076





Leather upholstered seat and back additional stitch detail shown.

STANDARD FEATURES

- Islands offers wood guest seating with contemporary styling.
- Offered in two styles; Upholstered back pad or Horizontal wood slat.
- Check textile availability prior to specifying upholstery material.
- When upholstered in Leather, there are additional stitching details with a seam across the middle of the back and two seams on the seat.
- Does not stack.

OPTIONAL FEATURES

- Frame available in Absolute (AAM), Black (BKM), Cherry (ACM), Espresso Cafe (ECM), English Oak (EOM), Fruitwood (TFM), Gray (HGM), Honey (AHM), Mahogany (TMM), Maple (AVM), Medium Walnut (MWM), Natural Walnut (NLW), Night (ASM), Noce Biondo (NBM), Noce Grigio (NGM), Noce Leggero (NEM), Noce Medio (NMM), Shaker Cherry (SKM), Walnut (TWM), WC Cream (WTM), White (WHM) and Winter Cherry (WCM). Please Specify. Genuine maple faced veneers and solids are used.

| DESCRIPTION   | FEATURES   | MODEL#                    | STANDARD TEXTILE GRADES |          |                        |          |          |                        |          |        |        |        |        |        |  |  |
|---|--|---------------------------|-------------------------|----------|------------------------|----------|----------|------------------------|----------|--------|--------|--------|--------|--------|--|--|
|   |  |                           | 1                       | 2        | 3                      | 4        | 5        | 6                      | 7        | 8      | 9      | 10     | 11     | 12     |  |  |
|  <p>4075</p> <p><b>Armchair</b> Upholstered back.<br/>COM Yardage: 1.5<br/>Freight Class: 300<br/>Product Weight (lbs.): 25<br/>Cubic Feet Per Carton: 13.25</p>         | <p>Does not stack.</p> <p>Ergonomic Features:<br/>M, N</p> | 4075                      | \$963                   | \$1019   | \$1062                 | \$1122   | \$1211   | \$1253                 | \$1332   | \$1459 | \$1557 | \$1667 | \$1892 | \$2131 |  |  |
|   |  | <b>OVERALL DIMENSIONS</b> |                         |          | <b>SEAT DIMENSIONS</b> |          |          | <b>BACK DIMENSIONS</b> |          |        |        |        |        |        |  |  |
|   |  | <b>W</b>                  | <b>D</b>                | <b>H</b> | <b>W</b>               | <b>D</b> | <b>H</b> | <b>W</b>               | <b>H</b> |        |        |        |        |        |  |  |
|   |  | 24.5                      | 23.5                    | 32       | 20.5                   | 18       | 18.5     | 19                     | 13       |        |        |        |        |        |  |  |
|  <p>4076</p> <p><b>Armchair</b> Horizontal wood slat back.<br/>COM Yardage: 1<br/>Freight Class: 300<br/>Product Weight (lbs.): 25<br/>Cubic Feet Per Carton: 13.25</p> | <p>Does not stack.</p> <p>Ergonomic Features:<br/>M, N</p> | 4076                      | \$1021                  | \$1059   | \$1088                 | \$1128   | \$1188   | \$1217                 | \$1269   | \$1355 | \$1418 | \$1492 | \$1641 | \$1800 |  |  |
|   |  | <b>OVERALL DIMENSIONS</b> |                         |          | <b>SEAT DIMENSIONS</b> |          |          | <b>BACK DIMENSIONS</b> |          |        |        |        |        |        |  |  |
|   |  | <b>W</b>                  | <b>D</b>                | <b>H</b> | <b>W</b>               | <b>D</b> | <b>H</b> | <b>W</b>               | <b>H</b> |        |        |        |        |        |  |  |
|   |  | 24.5                      | 23.5                    | 32       | 20.5                   | 18       | 18.5     | 19                     | 13       |        |        |        |        |        |  |  |

LAYNE™



model 8520T



model 8525T

STANDARD FEATURES

- Layne offers classic styling and value in a finely crafted wood framed side chair series.
- Frame construction is beechwood.
- Legs are equipped with White non-marking polypropylene glides. Suitable for both carpet and hard surface flooring.
- Offered in four back styles; Fully Upholstered, Picture Frame or Vertical Wood Slat.
- Check textile availability prior to specifying upholstery material.
- Does not stack.

OPTIONAL FEATURES

- Wood frames are available in Absolute (AAM), Black (BKM), Cherry (ACM), Espresso Cafe (ECM), English Oak (EOM), Fruitwood (TFM), Gray (HGM), Honey (AHM), Mahogany (TMM), Maple (AVM), Medium Walnut (MWM), Natural Walnut (NLW), Night (ASM), Noce Biondo (NBM), Noce Grigio (NGM), Noce Leggero (NEM), Noce Medio (NMM), Shaker Cherry (SKM), Walnut (TWM), WC Cream (WTM), White (WHM) and Winter Cherry (WCM). Please Specify.

| DESCRIPTION | FEATURES | MODEL# | STANDARD TEXTILE GRADES |   |   |   |   |   |   |   |   |    |    |    |
|-------------|----------|--------|-------------------------|---|---|---|---|---|---|---|---|----|----|----|
|             |          |        | 1                       | 2 | 3 | 4 | 5 | 6 | 7 | 8 | 9 | 10 | 11 | 12 |



**Armless Upholstered Side Chair**

COM Yardage: 1  
 Freight Class: 300  
 Product Weight (lbs.): 21  
 Cubic Feet Per Carton: 13.25

Does not stack.

Ergonomic Features:  
 M, N

|              |       |       |       |       |        |        |        |        |        |        |        |        |
|--------------|-------|-------|-------|-------|--------|--------|--------|--------|--------|--------|--------|--------|
| <b>8520T</b> | \$863 | \$909 | \$942 | \$991 | \$1064 | \$1088 | \$1152 | \$1268 | \$1325 | \$1434 | \$1583 | \$1769 |
|--------------|-------|-------|-------|-------|--------|--------|--------|--------|--------|--------|--------|--------|

| OVERALL DIMENSIONS |   |   | SEAT DIMENSIONS |   |   | BACK DIMENSIONS |   |
|--------------------|---|---|-----------------|---|---|-----------------|---|
| W                  | D | H | W               | D | H | W               | H |

|       |    |    |    |       |    |      |    |
|-------|----|----|----|-------|----|------|----|
| 22.75 | 24 | 33 | 20 | 18.25 | 18 | 17.5 | 14 |
|-------|----|----|----|-------|----|------|----|

RTA 00



**Fully Upholstered Armchair**

COM Yardage: 2.25  
 Freight Class: 300  
 Product Weight (lbs.): 22  
 Cubic Feet Per Carton: 13.25

Does not stack

Ergonomic Features:  
 M, N

|              |       |        |        |        |        |        |        |        |        |        |        |        |
|--------------|-------|--------|--------|--------|--------|--------|--------|--------|--------|--------|--------|--------|
| <b>8521T</b> | \$930 | \$1019 | \$1089 | \$1194 | \$1343 | \$1413 | \$1547 | \$1762 | \$1928 | \$2111 | \$2490 | \$2894 |
|--------------|-------|--------|--------|--------|--------|--------|--------|--------|--------|--------|--------|--------|

| OVERALL DIMENSIONS |   |   | SEAT DIMENSIONS |   |   | BACK DIMENSIONS |   |
|--------------------|---|---|-----------------|---|---|-----------------|---|
| W                  | D | H | W               | D | H | W               | H |

|       |    |    |    |       |    |      |    |
|-------|----|----|----|-------|----|------|----|
| 22.75 | 24 | 33 | 20 | 18.25 | 18 | 17.5 | 14 |
|-------|----|----|----|-------|----|------|----|

RTA 00



**Picture Frame Armchair**

COM Yardage: 1.25  
 Freight Class: 300  
 Product Weight (lbs.): 22  
 Cubic Feet Per Carton: 13.25

Does not stack

Ergonomic Features:  
 M, N

|              |        |        |        |        |        |        |        |        |        |        |        |        |
|--------------|--------|--------|--------|--------|--------|--------|--------|--------|--------|--------|--------|--------|
| <b>8522T</b> | \$1052 | \$1089 | \$1116 | \$1156 | \$1211 | \$1232 | \$1284 | \$1374 | \$1421 | \$1508 | \$1628 | \$1775 |
|--------------|--------|--------|--------|--------|--------|--------|--------|--------|--------|--------|--------|--------|

| OVERALL DIMENSIONS |   |   | SEAT DIMENSIONS |   |   | BACK DIMENSIONS |   |
|--------------------|---|---|-----------------|---|---|-----------------|---|
| W                  | D | H | W               | D | H | W               | H |

|       |    |    |    |       |    |      |    |
|-------|----|----|----|-------|----|------|----|
| 22.75 | 24 | 33 | 20 | 18.25 | 18 | 17.5 | 14 |
|-------|----|----|----|-------|----|------|----|

RTA 00



**Upholstered Armchair**

COM Yardage: 1  
 Freight Class: 300  
 Product Weight (lbs.): 22  
 Cubic Feet Per Carton: 13.25

Does not stack


Ergonomic Features:  
 M, N

|              |       |        |        |        |        |        |        |        |        |        |        |        |
|--------------|-------|--------|--------|--------|--------|--------|--------|--------|--------|--------|--------|--------|
| <b>8525T</b> | \$982 | \$1029 | \$1062 | \$1115 | \$1190 | \$1217 | \$1279 | \$1404 | \$1464 | \$1576 | \$1734 | \$1926 |
|--------------|-------|--------|--------|--------|--------|--------|--------|--------|--------|--------|--------|--------|

| OVERALL DIMENSIONS |   |   | SEAT DIMENSIONS |   |   | BACK DIMENSIONS |   |
|--------------------|---|---|-----------------|---|---|-----------------|---|
| W                  | D | H | W               | D | H | W               | H |

|       |    |    |    |       |    |      |    |
|-------|----|----|----|-------|----|------|----|
| 22.75 | 24 | 33 | 20 | 18.25 | 18 | 17.5 | 14 |
|-------|----|----|----|-------|----|------|----|

RTA 00

| DESCRIPTION  | FEATURES   | MODEL#             | STANDARD TEXTILE GRADES |        |                 |        |        |                 |        |        |        |        |        |        |  |
|--|--|--------------------|-------------------------|--------|-----------------|--------|--------|-----------------|--------|--------|--------|--------|--------|--------|--|
|  |  |                    | 1                       | 2      | 3               | 4      | 5      | 6               | 7      | 8      | 9      | 10     | 11     | 12     |  |
|  <p><b>Vertical Wood Slat Armchair</b><br/>                     COM Yardage: 1<br/>                     Freight Class: 300<br/>                     Product Weight (lbs.): 22<br/>                     Cubic Feet Per Carton: 13.25</p> | <p>Does not stack.</p> <p>Ergonomic Features:<br/>M, N</p> | <b>8526T</b>       | \$1020                  | \$1055 | \$1081          | \$1122 | \$1177 | \$1203          | \$1255 | \$1335 | \$1396 | \$1467 | \$1609 | \$1761 |  |
|  |  | OVERALL DIMENSIONS |                         |        | SEAT DIMENSIONS |        |        | BACK DIMENSIONS |        |        |        |        |        |        |  |
|  |  | W                  | D                       | H      | W               | D      | H      | W               | H      |        |        |        |        |        |  |
|  |  |                    | 22.75                   | 24     | 33              | 20     | 18.25  | 18              | 17.5   | 14     |        |        |        |        |  |
|  |  |                    | <b>RTA 00</b>           |        |                 |        |        |                 |        |        |        |        |        |        |  |

LITE



model 5940



model 5944



Closed Loop Arms.



model 5945



model 5951C



STANDARD FEATURES





- Lite is a modern series inspired by classic designs.
- Arms are standard in cantilevered or closed loop. Both are made from fiberglass reinforced nylon, available in Black only.
- Frame is heavy duty, equipped with Sytex™ high-strength polyester webbing suspension system for extra comfort.
- Cantilever frame models are 1" diameter 12 gauge tubular steel.
- Four legged frames are 1" diameter 12 gauge tubular steel front legs and 7/8" diameter 14 gauge tubular steel rear legs, depending on the model.
- Glides are non-marking polypropylene (NM) suitable for both carpet and hard surface flooring.
- All models are rated for active user load of 300 lbs. per seat.
- Dual wheel carpet casters (C82) are standard on caster models.
- Check textile availability prior to specifying upholstery material.






OPTIONAL FEATURES






- Mesh models are available in any of the 24 standard Vue Mesh colors. Seat and back will be the same color mesh. Specify color: Sandy Beach (VU10), Dessert Sand (VU11), Orange Sunset (VU12), Chocolate Fountain (VU13), Artic Blue (VU14), Quarry Grey (VU15), Tidal Wave (VU16), Ivy Moss (VU17), Red Rose (VU18), Black (VU19), White (VU20), Lime (VU21), Chartreuse (VU23), Pool Blue (VU26), Sky (VU28), Ice (VU30), Primary Blue (VU32), Tangerine (VU34), Paprika (VU37), Grain (VU40), Yellow (VU43), Silver Grey (VU55), Silver (VU63), Hot Pink (VU65) and Red Mittens (VU70)
  - A selection of glide options is available for four-legged chairs (models 5940, 5941, 5942, 5950, 5951 and 5952). Glides must be chosen to best suit flooring type and site conditions.
  - Glides with felt pads (FG) are available for vinyl sheet, cork or laminate flooring, please specify. Add \$60.
  - Glides with rubber pads (RG) are available for vinyl, hardwood, laminate, stone or ceramic flooring, please specify. Add \$60.
  - For hard floor surface flooring casters please specify C9R, add \$98.
  - **Frame finish**  

|                |                      |
|----------------|----------------------|
| (TBL) Black    | (TBZ) Buzz Blue      |
| (TCC) Cactus   | (TCR) Carrot         |
| (TDJ) Dijon    | (TDW) Designer White |
| (TEG) Eggplant | (TFO) Fog            |
| (TFR) Frost    | (TIN) Ink            |
| (TIV) Cloud    | (TKA) Kalua          |
| (TLA) Latte    | (TMO) Mocha          |
| (TOA) Toast    | (TNE) Nevada         |
| (TSH) Shadow   | (TSN) Sand           |
| (TSR) Scarlet  | (TTU) Tungsten       |
  - (ACO) Antique Copper. Add 226
  - (BCH) Brushed Chrome. Add \$107
  - (CHM) Chrome. Add \$100
  - (SBR) Satin Brass. Add \$226
- Please Specify.



| DESCRIPTION   | FEATURES        | MODEL# | STANDARD TEXTILE GRADES   |       |       |                        |    |    |                        |    |   |    |    |    |  |  |
|---|-----------------|--------|---------------------------|-------|-------|------------------------|----|----|------------------------|----|---|----|----|----|--|--|
|   |                 |        | 1                         | 2     | 3     | 4                      | 5  | 6  | 7                      | 8  | 9 | 10 | 11 | 12 |  |  |
|  <p><b>Four-legged Frame Armless</b><br/>                     COM Yardage: N/A<br/>                     Freight Class: 150<br/>                     Product Weight (lbs.): 26<br/>                     Cubic Feet Per Carton: 12.5</p>           | Does not stack. | 5940   | \$801                     |       |       |                        |    |    |                        |    |   |    |    |    |  |  |
|   |                 |        | <b>OVERALL DIMENSIONS</b> |       |       | <b>SEAT DIMENSIONS</b> |    |    | <b>BACK DIMENSIONS</b> |    |   |    |    |    |  |  |
|   |                 |        | W                         | D     | H     | W                      | D  | H  | W                      | H  |   |    |    |    |  |  |
|   |                 |        | 21.75                     | 24.75 | 34.25 | 20                     | 17 | 19 | 16                     | 19 |   |    |    |    |  |  |
|   |                 |        | <b>RTA 00</b>             |       |       |                        |    |    |                        |    |   |    |    |    |  |  |
|  <p><b>Four-legged Frame Armless w/Casters</b><br/>                     COM Yardage: N/A<br/>                     Freight Class: 150<br/>                     Product Weight (lbs.): 26<br/>                     Cubic Feet Per Carton: 12.5</p> | Does not stack. | 5940C  | \$926                     |       |       |                        |    |    |                        |    |   |    |    |    |  |  |
|   |                 |        | <b>OVERALL DIMENSIONS</b> |       |       | <b>SEAT DIMENSIONS</b> |    |    | <b>BACK DIMENSIONS</b> |    |   |    |    |    |  |  |
|   |                 |        | W                         | D     | H     | W                      | D  | H  | W                      | H  |   |    |    |    |  |  |
|   |                 |        | 21.75                     | 24.75 | 34.25 | 20                     | 17 | 19 | 16                     | 19 |   |    |    |    |  |  |
|   |                 |        | <b>RTA 00</b>             |       |       |                        |    |    |                        |    |   |    |    |    |  |  |

| DESCRIPTION  | FEATURES        | MODEL#                    | STANDARD TEXTILE GRADES |          |                        |          |          |                        |          |   |   |    |    |    |  |
|--|-----------------|---------------------------|-------------------------|----------|------------------------|----------|----------|------------------------|----------|---|---|----|----|----|--|
|  |                 |                           | 1                       | 2        | 3                      | 4        | 5        | 6                      | 7        | 8 | 9 | 10 | 11 | 12 |  |
|  <p><b>Four-legged Frame w/Cantilever Arms</b><br/>COM Yardage: N/A<br/>Freight Class: 150<br/>Product Weight (lbs.): 29<br/>Cubic Feet Per Carton: 13.75</p>               | Does not stack. | <b>5941</b>               | \$921                   |          |                        |          |          |                        |          |   |   |    |    |    |  |
|  |                 | <b>OVERALL DIMENSIONS</b> |                         |          | <b>SEAT DIMENSIONS</b> |          |          | <b>BACK DIMENSIONS</b> |          |   |   |    |    |    |  |
|  |                 | <b>W</b>                  | <b>D</b>                | <b>H</b> | <b>W</b>               | <b>D</b> | <b>H</b> | <b>W</b>               | <b>H</b> |   |   |    |    |    |  |
|  |                 | 24                        | 25.5                    | 34.25    | 20                     | 17       | 19       | 16                     | 19       |   |   |    |    |    |  |
|  |                 | <b>RTA 00</b>             |                         |          |                        |          |          |                        |          |   |   |    |    |    |  |
|  <p><b>Four-legged Frame w/Cantilever Arms &amp; Casters</b><br/>COM Yardage: N/A<br/>Freight Class: 150<br/>Product Weight (lbs.): 29<br/>Cubic Feet Per Carton: 13.75</p> | Does not stack. | <b>5941C</b>              | \$1046                  |          |                        |          |          |                        |          |   |   |    |    |    |  |
|  |                 | <b>OVERALL DIMENSIONS</b> |                         |          | <b>SEAT DIMENSIONS</b> |          |          | <b>BACK DIMENSIONS</b> |          |   |   |    |    |    |  |
|  |                 | <b>W</b>                  | <b>D</b>                | <b>H</b> | <b>W</b>               | <b>D</b> | <b>H</b> | <b>W</b>               | <b>H</b> |   |   |    |    |    |  |
|  |                 | 24                        | 25.5                    | 34.25    | 20                     | 17       | 19       | 16                     | 19       |   |   |    |    |    |  |
|  |                 | <b>RTA 00</b>             |                         |          |                        |          |          |                        |          |   |   |    |    |    |  |
|  <p><b>Four-legged Frame w/ Loop Arms</b><br/>COM Yardage: N/A<br/>Freight Class: 150<br/>Product Weight (lbs.): 29<br/>Cubic Feet Per Carton: 13.75</p>                   | Does not stack. | <b>5942</b>               | \$921                   |          |                        |          |          |                        |          |   |   |    |    |    |  |
|  |                 | <b>OVERALL DIMENSIONS</b> |                         |          | <b>SEAT DIMENSIONS</b> |          |          | <b>BACK DIMENSIONS</b> |          |   |   |    |    |    |  |
|  |                 | <b>W</b>                  | <b>D</b>                | <b>H</b> | <b>W</b>               | <b>D</b> | <b>H</b> | <b>W</b>               | <b>H</b> |   |   |    |    |    |  |
|  |                 | 23.75                     | 25.5                    | 34.25    | 20                     | 17       | 19       | 16                     | 19       |   |   |    |    |    |  |
|  |                 | <b>RTA 00</b>             |                         |          |                        |          |          |                        |          |   |   |    |    |    |  |
|  <p><b>Four-legged Frame w/ Loop Arms &amp; Casters</b><br/>COM Yardage: N/A<br/>Freight Class: 150<br/>Product Weight (lbs.): 29<br/>Cubic Feet Per Carton: 13.75</p>    | Does not stack. | <b>5942C</b>              | \$1046                  |          |                        |          |          |                        |          |   |   |    |    |    |  |
|  |                 | <b>OVERALL DIMENSIONS</b> |                         |          | <b>SEAT DIMENSIONS</b> |          |          | <b>BACK DIMENSIONS</b> |          |   |   |    |    |    |  |
|  |                 | <b>W</b>                  | <b>D</b>                | <b>H</b> | <b>W</b>               | <b>D</b> | <b>H</b> | <b>W</b>               | <b>H</b> |   |   |    |    |    |  |
|  |                 | 23.75                     | 25.5                    | 34.25    | 20                     | 17       | 19       | 16                     | 19       |   |   |    |    |    |  |
|  |                 | <b>RTA 00</b>             |                         |          |                        |          |          |                        |          |   |   |    |    |    |  |

| DESCRIPTION  | FEATURES        | MODEL#                    | STANDARD TEXTILE GRADES |          |                        |          |          |                        |          |        |        |        |        |        |  |
|--|-----------------|---------------------------|-------------------------|----------|------------------------|----------|----------|------------------------|----------|--------|--------|--------|--------|--------|--|
|  |                 |                           | 1                       | 2        | 3                      | 4        | 5        | 6                      | 7        | 8      | 9      | 10     | 11     | 12     |  |
| <br><b>Cantilever Frame Armless</b><br>COM Yardage: N/A<br>Freight Class: 150<br>Product Weight (lbs.): 27<br><br>Cubic Feet Per Carton: 12.5                       | Does not stack. | 5943                      | \$868                   |          |                        |          |          |                        |          |        |        |        |        |        |  |
|  |                 | <b>OVERALL DIMENSIONS</b> |                         |          | <b>SEAT DIMENSIONS</b> |          |          | <b>BACK DIMENSIONS</b> |          |        |        |        |        |        |  |
|  |                 | <b>W</b>                  | <b>D</b>                | <b>H</b> | <b>W</b>               | <b>D</b> | <b>H</b> | <b>W</b>               | <b>H</b> |        |        |        |        |        |  |
|  |                 | 21.75                     | 23.5                    | 34.25    | 20                     | 17       | 19       | 16                     | 19       |        |        |        |        |        |  |
|  |                 | <b>RTA 00</b>             |                         |          |                        |          |          |                        |          |        |        |        |        |        |  |
| <br><b>Cantilever Frame w/Cantilever Arms</b><br>COM Yardage: N/A<br>Freight Class: 150<br>Product Weight (lbs.): 35<br>Cubic Feet Per Carton: 13.75                | Does not stack. | 5944                      | \$987                   |          |                        |          |          |                        |          |        |        |        |        |        |  |
|  |                 | <b>OVERALL DIMENSIONS</b> |                         |          | <b>SEAT DIMENSIONS</b> |          |          | <b>BACK DIMENSIONS</b> |          |        |        |        |        |        |  |
|  |                 | <b>W</b>                  | <b>D</b>                | <b>H</b> | <b>W</b>               | <b>D</b> | <b>H</b> | <b>W</b>               | <b>H</b> |        |        |        |        |        |  |
|  |                 | 24                        | 23.5                    | 34.25    | 20                     | 17       | 19       | 16                     | 19       |        |        |        |        |        |  |
|  |                 | <b>RTA 00</b>             |                         |          |                        |          |          |                        |          |        |        |        |        |        |  |
| <br><b>Cantilever Frame w/Loop Arms</b><br>COM Yardage: N/A<br>Freight Class: 150<br>Product Weight (lbs.): 35<br>Cubic Feet Per Carton: 13.75                     | Does not stack. | 5945                      | \$987                   |          |                        |          |          |                        |          |        |        |        |        |        |  |
|  |                 | <b>OVERALL DIMENSIONS</b> |                         |          | <b>SEAT DIMENSIONS</b> |          |          | <b>BACK DIMENSIONS</b> |          |        |        |        |        |        |  |
|  |                 | <b>W</b>                  | <b>D</b>                | <b>H</b> | <b>W</b>               | <b>D</b> | <b>H</b> | <b>W</b>               | <b>H</b> |        |        |        |        |        |  |
|  |                 | 23.75                     | 23.5                    | 34.25    | 20                     | 17       | 19       | 16                     | 19       |        |        |        |        |        |  |
|  |                 | <b>RTA 00</b>             |                         |          |                        |          |          |                        |          |        |        |        |        |        |  |
| <br><b>Upholstered Four-legged Frame Armless</b><br>COM Yardage: 1.50<br>Freight Class: 150<br>Product Weight (lbs.): 26<br>Cubic Feet Per Carton: 12.5           | Does not stack. | 5950                      | \$663                   | \$726    | \$769                  | \$837    | \$932    | \$978                  | \$1066   | \$1205 | \$1310 | \$1430 | \$1677 | \$1937 |  |
|  |                 | <b>OVERALL DIMENSIONS</b> |                         |          | <b>SEAT DIMENSIONS</b> |          |          | <b>BACK DIMENSIONS</b> |          |        |        |        |        |        |  |
|  |                 | <b>W</b>                  | <b>D</b>                | <b>H</b> | <b>W</b>               | <b>D</b> | <b>H</b> | <b>W</b>               | <b>H</b> |        |        |        |        |        |  |
|  |                 | 21.75                     | 24.75                   | 34.25    | 20                     | 17       | 19       | 16                     | 19       |        |        |        |        |        |  |
|  |                 | <b>RTA 00</b>             |                         |          |                        |          |          |                        |          |        |        |        |        |        |  |
| <br><b>Upholstered Four-legged Frame Armless w/Casters</b><br>COM Yardage: 1.50<br>Freight Class: 150<br>Product Weight (lbs.): 26<br>Cubic Feet Per Carton: 12.5 | Does not stack. | 5950C                     | \$789                   | \$852    | \$895                  | \$963    | \$1058   | \$1104                 | \$1192   | \$1331 | \$1436 | \$1556 | \$1803 | 1362   |  |
|  |                 | <b>OVERALL DIMENSIONS</b> |                         |          | <b>SEAT DIMENSIONS</b> |          |          | <b>BACK DIMENSIONS</b> |          |        |        |        |        |        |  |
|  |                 | <b>W</b>                  | <b>D</b>                | <b>H</b> | <b>W</b>               | <b>D</b> | <b>H</b> | <b>W</b>               | <b>H</b> |        |        |        |        |        |  |
|  |                 | 21.75                     | 24.75                   | 34.25    | 20                     | 17       | 19       | 16                     | 19       |        |        |        |        |        |  |
|  |                 | <b>RTA 00</b>             |                         |          |                        |          |          |                        |          |        |        |        |        |        |  |

| DESCRIPTION   | FEATURES        | MODEL#                    | STANDARD TEXTILE GRADES |          |                        |          |          |                        |          |        |        |        |        |      |
|---|-----------------|---------------------------|-------------------------|----------|------------------------|----------|----------|------------------------|----------|--------|--------|--------|--------|------|
|   |                 |                           | 1                       | 2        | 3                      | 4        | 5        | 6                      | 7        | 8      | 9      | 10     | 11     | 12   |
|  <p><b>Upholstered Four-legged Frame w/Cantilever Arms</b><br/>COM Yardage: 1.50<br/>Freight Class: 150<br/>Product Weight (lbs.): 29<br/>Cubic Feet Per Carton: 13.75</p>               | Does not stack. | <b>5951</b>               | \$779                   | \$842    | \$885                  | \$953    | \$1048   | \$1094                 | \$1182   | \$1321 | \$1426 | \$1546 | \$1793 | 1357 |
|   |                 | <b>OVERALL DIMENSIONS</b> |                         |          | <b>SEAT DIMENSIONS</b> |          |          | <b>BACK DIMENSIONS</b> |          |        |        |        |        |      |
|   |                 | <b>W</b>                  | <b>D</b>                | <b>H</b> | <b>W</b>               | <b>D</b> | <b>H</b> | <b>W</b>               | <b>H</b> |        |        |        |        |      |
|   |                 | 24                        | 25.5                    | 34.25    | 20                     | 17       | 19       | 16                     | 19       |        |        |        |        |      |
|   |                 | <b>RTA 00</b>             |                         |          |                        |          |          |                        |          |        |        |        |        |      |
|  <p><b>Upholstered Four-legged Frame w/Cantilever Arms &amp; Casters</b><br/>COM Yardage: 1.50<br/>Freight Class: 150<br/>Product Weight (lbs.): 29<br/>Cubic Feet Per Carton: 13.75</p> | Does not stack. | <b>5951C</b>              | \$907                   | \$970    | \$1013                 | \$1081   | \$1176   | \$1222                 | \$1310   | \$1449 | \$1554 | \$1674 | \$1921 | 1439 |
|   |                 | <b>OVERALL DIMENSIONS</b> |                         |          | <b>SEAT DIMENSIONS</b> |          |          | <b>BACK DIMENSIONS</b> |          |        |        |        |        |      |
|   |                 | <b>W</b>                  | <b>D</b>                | <b>H</b> | <b>W</b>               | <b>D</b> | <b>H</b> | <b>W</b>               | <b>H</b> |        |        |        |        |      |
|   |                 | 24                        | 25.5                    | 34.25    | 20                     | 17       | 19       | 16                     | 19       |        |        |        |        |      |
|   |                 | <b>RTA 00</b>             |                         |          |                        |          |          |                        |          |        |        |        |        |      |
|  <p><b>Upholstered Four-legged Frame w/Loop Arms</b><br/>COM Yardage: 1.50<br/>Freight Class: 150<br/>Product Weight (lbs.): 29<br/>Cubic Feet Per Carton: 13.75</p>                    | Does not stack. | <b>5952</b>               | \$779                   | \$842    | \$885                  | \$953    | \$1048   | \$1094                 | \$1182   | \$1321 | \$1426 | \$1546 | \$1793 | 1357 |
|   |                 | <b>OVERALL DIMENSIONS</b> |                         |          | <b>SEAT DIMENSIONS</b> |          |          | <b>BACK DIMENSIONS</b> |          |        |        |        |        |      |
|   |                 | <b>W</b>                  | <b>D</b>                | <b>H</b> | <b>W</b>               | <b>D</b> | <b>H</b> | <b>W</b>               | <b>H</b> |        |        |        |        |      |
|   |                 | 23.75                     | 25.5                    | 34.25    | 20                     | 17       | 19       | 16                     | 19       |        |        |        |        |      |
|   |                 | <b>RTA 00</b>             |                         |          |                        |          |          |                        |          |        |        |        |        |      |
|  <p><b>Upholstered Four-legged Frame w/Loop Arms &amp; Casters</b><br/>COM Yardage: 1.50<br/>Freight Class: 150<br/>Product Weight (lbs.): 29<br/>Cubic Feet Per Carton: 13.75</p>     | Does not stack. | <b>5952C</b>              | \$907                   | \$970    | \$1013                 | \$1081   | \$1176   | \$1222                 | \$1310   | \$1449 | \$1554 | \$1674 | \$1921 | 1439 |
|   |                 | <b>OVERALL DIMENSIONS</b> |                         |          | <b>SEAT DIMENSIONS</b> |          |          | <b>BACK DIMENSIONS</b> |          |        |        |        |        |      |
|   |                 | <b>W</b>                  | <b>D</b>                | <b>H</b> | <b>W</b>               | <b>D</b> | <b>H</b> | <b>W</b>               | <b>H</b> |        |        |        |        |      |
|   |                 | 23.75                     | 25.5                    | 34.25    | 20                     | 17       | 19       | 16                     | 19       |        |        |        |        |      |
|   |                 | <b>RTA 00</b>             |                         |          |                        |          |          |                        |          |        |        |        |        |      |
|  <p><b>Upholstered Cantilever Frame Armless</b><br/>COM Yardage: 1.50<br/>Freight Class: 150<br/>Product Weight (lbs.): 27<br/>Cubic Feet Per Carton: 12.5</p>                         | Does not stack. | <b>5953</b>               | \$726                   | \$789    | \$832                  | \$900    | \$995    | \$1041                 | \$1129   | \$1268 | \$1373 | \$1493 | \$1740 | 1323 |
|   |                 | <b>OVERALL DIMENSIONS</b> |                         |          | <b>SEAT DIMENSIONS</b> |          |          | <b>BACK DIMENSIONS</b> |          |        |        |        |        |      |
|   |                 | <b>W</b>                  | <b>D</b>                | <b>H</b> | <b>W</b>               | <b>D</b> | <b>H</b> | <b>W</b>               | <b>H</b> |        |        |        |        |      |
|   |                 | 21.75                     | 23.5                    | 34.25    | 20                     | 17       | 19       | 16                     | 19       |        |        |        |        |      |
|   |                 | <b>RTA 00</b>             |                         |          |                        |          |          |                        |          |        |        |        |        |      |



| DESCRIPTION  | FEATURES        | MODEL#                    | STANDARD TEXTILE GRADES |          |                        |          |          |                        |          |        |        |        |        |        |
|--|-----------------|---------------------------|-------------------------|----------|------------------------|----------|----------|------------------------|----------|--------|--------|--------|--------|--------|
|  |                 |                           | 1                       | 2        | 3                      | 4        | 5        | 6                      | 7        | 8      | 9      | 10     | 11     | 12     |
|  <p><b>Upholstered Cantilever Frame w/Cantilever Arms</b><br/>                     COM Yardage: 1.50<br/>                     Freight Class: 150<br/>                     Product Weight (lbs.): 35<br/>                     Cubic Feet Per Carton: 13.75</p> | Does not stack. | <b>5954</b>               | \$847                   | \$910    | \$953                  | \$1021   | \$1116   | \$1162                 | \$1250   | \$1389 | \$1494 | \$1614 | \$1861 | \$2121 |
|  |                 | <b>OVERALL DIMENSIONS</b> |                         |          | <b>SEAT DIMENSIONS</b> |          |          | <b>BACK DIMENSIONS</b> |          |        |        |        |        |        |
|  |                 | <b>W</b>                  | <b>D</b>                | <b>H</b> | <b>W</b>               | <b>D</b> | <b>H</b> | <b>W</b>               | <b>H</b> |        |        |        |        |        |
|  |                 | 24                        | 23.5                    | 34.25    | 20                     | 17       | 19       | 16                     | 19       |        |        |        |        |        |
|  |                 | <b>RTA 00</b>             |                         |          |                        |          |          |                        |          |        |        |        |        |        |
|  <p><b>Upholstered Cantilever Frame w/Loop Arms</b><br/>                     COM Yardage: 1.50<br/>                     Freight Class: 150<br/>                     Product Weight (lbs.): 35<br/>                     Cubic Feet Per Carton: 13.75</p>       | Does not stack. | <b>5955</b>               | \$847                   | \$910    | \$953                  | \$1021   | \$1116   | \$1162                 | \$1250   | \$1389 | \$1494 | \$1614 | \$1861 | 1400   |
|  |                 | <b>OVERALL DIMENSIONS</b> |                         |          | <b>SEAT DIMENSIONS</b> |          |          | <b>BACK DIMENSIONS</b> |          |        |        |        |        |        |
|  |                 | <b>W</b>                  | <b>D</b>                | <b>H</b> | <b>W</b>               | <b>D</b> | <b>H</b> | <b>W</b>               | <b>H</b> |        |        |        |        |        |
|  |                 | 23.75                     | 23.5                    | 34.25    | 20                     | 17       | 19       | 16                     | 19       |        |        |        |        |        |
|  |                 | <b>RTA 00</b>             |                         |          |                        |          |          |                        |          |        |        |        |        |        |

MARCHE™



STANDARD FEATURES

- A contemporary wood seating series.
- Legs are standard in Black with Black non-marking glides.
- Does not stack.
- Check textile availability prior to specifying upholstery material.

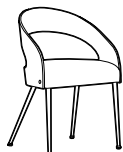



OPTIONAL FEATURES






- Wood backs are available in Absolute (AAM), Black (BKM), Cherry (ACM), English Oak (EOM), Espresso Cafe (ECM), Fruitwood (TFM), Gray (HGM), Honey (AHM), Mahogany (TMM), Maple (AVM), Medium Walnut (MWM), Night (ASM),

Noce Biondo (NBM), Noce Grigio (NGM), Noce Leggero (NEM), Noce Medio (NMM), Shaker Cherry (SKM), Walnut (TWM), WC Cream (WTM), White (WHM) and Winter Cherry (WCM). Please Specify.

- Optional finishes are available at an upcharge. For models 8621, 8622 or 8624 add \$94 for Chrome (CHM) or Brushed Chrome (BCH), Add \$65 for Tungsten (TTU).

For models 8621S, 8622S or 8624S add \$125 for Chrome (CHM) or Brushed Chrome (BCH), Add \$89 for Tungsten (TTU).

| DESCRIPTION  | FEATURES        | MODEL#  | STANDARD TEXTILE GRADES   |          |          |                        |          |          |                        |          |        |        |        |        |  |  |
|--|-----------------|---------|---------------------------|----------|----------|------------------------|----------|----------|------------------------|----------|--------|--------|--------|--------|--|--|
|  |                 |         | 1                         | 2        | 3        | 4                      | 5        | 6        | 7                      | 8        | 9      | 10     | 11     | 12     |  |  |
|  <p><b>Side Chair</b> Open wood back<br/>COM Yardage: 1<br/>Freight Class: 250<br/>Product Weight (lbs.): 27<br/>Cubic Feet Per Carton: 11.25</p>                   | Does not stack. | 8621    | \$1182                    | \$1219   | \$1249   | \$1292                 | \$1353   | \$1381   | \$1437                 | \$1526   | \$1594 | \$1670 | \$1826 | \$1992 |  |  |
|  |                 |         | <b>OVERALL DIMENSIONS</b> |          |          | <b>SEAT DIMENSIONS</b> |          |          | <b>BACK DIMENSIONS</b> |          |        |        |        |        |  |  |
|  |                 |         | <b>W</b>                  | <b>D</b> | <b>H</b> | <b>W</b>               | <b>D</b> | <b>H</b> | <b>W</b>               | <b>H</b> |        |        |        |        |  |  |
|  |                 |         | 20                        | 21       | 31.5     | 19                     | 16.5     | 19       | 20                     | 13.5     |        |        |        |        |  |  |
|  |                 |         | <b>RTA 00</b>             |          |          |                        |          |          |                        |          |        |        |        |        |  |  |
|  <p><b>Side Chair</b> Closed Upholstered Wood back<br/>COM Yardage: 2.25<br/>Freight Class: 250<br/>Product Weight (lbs.): 27<br/>Cubic Feet Per Carton: 11.25</p> | Does not stack. | 8622    | \$1193                    | \$1295   | \$1328   | \$1378                 | \$1449   | \$1475   | \$1536                 | \$1655   | \$1709 | \$1819 | \$1968 | \$2154 |  |  |
|  |                 |         | <b>OVERALL DIMENSIONS</b> |          |          | <b>SEAT DIMENSIONS</b> |          |          | <b>BACK DIMENSIONS</b> |          |        |        |        |        |  |  |
|  |                 |         | <b>W</b>                  | <b>D</b> | <b>H</b> | <b>W</b>               | <b>D</b> | <b>H</b> | <b>W</b>               | <b>H</b> |        |        |        |        |  |  |
|  |                 |         | 20                        | 21       | 31.5     | 19                     | 16.5     | 19       | 20                     | 13.5     |        |        |        |        |  |  |
|  |                 |         | <b>RTA 00</b>             |          |          |                        |          |          |                        |          |        |        |        |        |  |  |
|  <p><b>Side Chair</b> Closed Wood Back<br/>COM Yardage: 1<br/>Freight Class: 250<br/>Product Weight (lbs.): 27<br/>Cubic Feet Per Carton: 11.25</p>               | Does not stack. | 8624    | \$1182                    | \$1219   | \$1249   | \$1292                 | \$1353   | \$1381   | \$1437                 | \$1526   | \$1594 | \$1670 | \$1826 | \$1992 |  |  |
|  |                 |         | <b>OVERALL DIMENSIONS</b> |          |          | <b>SEAT DIMENSIONS</b> |          |          | <b>BACK DIMENSIONS</b> |          |        |        |        |        |  |  |
|  |                 |         | <b>W</b>                  | <b>D</b> | <b>H</b> | <b>W</b>               | <b>D</b> | <b>H</b> | <b>W</b>               | <b>H</b> |        |        |        |        |  |  |
|  |                 |         | 20                        | 21       | 31.5     | 19                     | 16.5     | 19       | 20                     | 13.5     |        |        |        |        |  |  |
|  |                 |         | <b>RTA 00</b>             |          |          |                        |          |          |                        |          |        |        |        |        |  |  |
|  <p><b>Counter Stool</b> Open Wood Back<br/>COM Yardage: 1<br/>Freight Class: 300<br/>Product Weight (lbs.): 32<br/>Cubic Feet Per Carton: 13</p>                 | Does not stack. | 8621S26 | \$1458                    | \$1492   | \$1514   | \$1547                 | \$1595   | \$1617   | \$1663                 | \$1731   | \$1785 | \$1845 | \$1966 | \$2098 |  |  |
|  |                 |         | <b>OVERALL DIMENSIONS</b> |          |          | <b>SEAT DIMENSIONS</b> |          |          | <b>BACK DIMENSIONS</b> |          |        |        |        |        |  |  |
|  |                 |         | <b>W</b>                  | <b>D</b> | <b>H</b> | <b>W</b>               | <b>D</b> | <b>H</b> | <b>W</b>               | <b>H</b> |        |        |        |        |  |  |
|  |                 |         | 20                        | 21       | 38.5     | 19                     | 16.5     | 26       | 20                     | 13.5     |        |        |        |        |  |  |
|  |                 |         | <b>RTA 00</b>             |          |          |                        |          |          |                        |          |        |        |        |        |  |  |

| DESCRIPTION   | FEATURES        | MODEL#         | STANDARD TEXTILE GRADES   |          |          |                        |          |          |                        |          |        |        |        |        |  |  |
|---|-----------------|----------------|---------------------------|----------|----------|------------------------|----------|----------|------------------------|----------|--------|--------|--------|--------|--|--|
|   |                 |                | 1                         | 2        | 3        | 4                      | 5        | 6        | 7                      | 8        | 9      | 10     | 11     | 12     |  |  |
| <br><b>Counter Stool</b> Closed Upholstered Wood Back<br>COM Yardage: 2.25<br>Freight Class: 250<br>Product Weight (lbs.): 32<br>Cubic Feet Per Carton: 13 | Does not stack. | <b>8622S26</b> | \$1517                    | \$1600   | \$1662   | \$1758                 | \$1893   | \$1959   | \$2081                 | \$2277   | \$2428 | \$2596 | \$2941 | \$3312 |  |  |
|   |                 |                | <b>OVERALL DIMENSIONS</b> |          |          | <b>SEAT DIMENSIONS</b> |          |          | <b>BACK DIMENSIONS</b> |          |        |        |        |        |  |  |
|   |                 |                | <b>W</b>                  | <b>D</b> | <b>H</b> | <b>W</b>               | <b>D</b> | <b>H</b> | <b>W</b>               | <b>H</b> |        |        |        |        |  |  |
|   |                 |                | 20                        | 21       | 38.5     | 19                     | 16.5     | 26       | 20                     | 13.5     |        |        |        |        |  |  |
|   |                 |                | <b>RTA 00</b>             |          |          |                        |          |          |                        |          |        |        |        |        |  |  |
| <br><b>Counter Stool</b> Closed Wood Back<br>COM Yardage: 1<br>Freight Class: 250<br>Product Weight (lbs.): 32<br>Cubic Feet Per Carton: 13                | Does not stack. | <b>8624S26</b> | \$1458                    | \$1492   | \$1514   | \$1547                 | \$1595   | \$1617   | \$1663                 | \$1731   | \$1785 | \$1845 | \$1966 | \$2098 |  |  |
|   |                 |                | <b>OVERALL DIMENSIONS</b> |          |          | <b>SEAT DIMENSIONS</b> |          |          | <b>BACK DIMENSIONS</b> |          |        |        |        |        |  |  |
|   |                 |                | <b>W</b>                  | <b>D</b> | <b>H</b> | <b>W</b>               | <b>D</b> | <b>H</b> | <b>W</b>               | <b>H</b> |        |        |        |        |  |  |
|   |                 |                | 20                        | 21       | 38.5     | 19                     | 16.5     | 26       | 20                     | 13.5     |        |        |        |        |  |  |
|   |                 |                | <b>RTA 00</b>             |          |          |                        |          |          |                        |          |        |        |        |        |  |  |
| <br><b>Barstool</b> Open Wood Back<br>COM Yardage: 1<br>Freight Class: 250<br>Product Weight (lbs.): 38<br>Cubic Feet Per Carton: 14                      | Does not stack. | <b>8621S30</b> | \$1536                    | \$1641   | \$1659   | \$1691                 | \$1733   | \$1745   | \$1782                 | \$1854   | \$1889 | \$1953 | \$2043 | \$2153 |  |  |
|   |                 |                | <b>OVERALL DIMENSIONS</b> |          |          | <b>SEAT DIMENSIONS</b> |          |          | <b>BACK DIMENSIONS</b> |          |        |        |        |        |  |  |
|   |                 |                | <b>W</b>                  | <b>D</b> | <b>H</b> | <b>W</b>               | <b>D</b> | <b>H</b> | <b>W</b>               | <b>H</b> |        |        |        |        |  |  |
|   |                 |                | 20                        | 21       | 42.5     | 19                     | 16.5     | 30       | 20                     | 13.5     |        |        |        |        |  |  |
|   |                 |                | <b>RTA 00</b>             |          |          |                        |          |          |                        |          |        |        |        |        |  |  |
| <br><b>Barstool</b> Closed Upholstered Wood Back<br>COM Yardage: 2.25<br>Freight Class: 250<br>Product Weight (lbs.): 38<br>Cubic Feet Per Carton: 14    | Does not stack. | <b>8622S30</b> | \$1595                    | \$1678   | \$1740   | \$1836                 | \$1971   | \$2036   | \$2158                 | \$2355   | \$2506 | \$2674 | \$3019 | \$3388 |  |  |
|   |                 |                | <b>OVERALL DIMENSIONS</b> |          |          | <b>SEAT DIMENSIONS</b> |          |          | <b>BACK DIMENSIONS</b> |          |        |        |        |        |  |  |
|   |                 |                | <b>W</b>                  | <b>D</b> | <b>H</b> | <b>W</b>               | <b>D</b> | <b>H</b> | <b>W</b>               | <b>H</b> |        |        |        |        |  |  |
|   |                 |                | 20                        | 21       | 42.5     | 19                     | 16.5     | 30       | 20                     | 13.5     |        |        |        |        |  |  |
|   |                 |                | <b>RTA 00</b>             |          |          |                        |          |          |                        |          |        |        |        |        |  |  |
| <br><b>Barstool</b> Closed Wood Back<br>COM Yardage: 1<br>Freight Class: 250<br>Product Weight (lbs.): 38<br>Cubic Feet Per Carton: 14                   | Does not stack. | <b>8624S30</b> | \$1536                    | \$1641   | \$1659   | \$1691                 | \$1733   | \$1745   | \$1782                 | \$1854   | \$1889 | \$1953 | \$2043 | \$2153 |  |  |
|   |                 |                | <b>OVERALL DIMENSIONS</b> |          |          | <b>SEAT DIMENSIONS</b> |          |          | <b>BACK DIMENSIONS</b> |          |        |        |        |        |  |  |
|   |                 |                | <b>W</b>                  | <b>D</b> | <b>H</b> | <b>W</b>               | <b>D</b> | <b>H</b> | <b>W</b>               | <b>H</b> |        |        |        |        |  |  |
|   |                 |                | 20                        | 21       | 42.5     | 19                     | 16.5     | 30       | 20                     | 13.5     |        |        |        |        |  |  |
|   |                 |                | <b>RTA 00</b>             |          |          |                        |          |          |                        |          |        |        |        |        |  |  |

MAYNE™



model 8335T





model 8336T

STANDARD FEATURES

- Mayne offers classic styling and value in a finely crafted wood framed side chair.
- Frame construction is beechwood.
- Legs are equipped with White non-marking polypropylene glides Suitable for both carpet and hard surface flooring.
- Offered in two back styles; Upholstered back or Vertical wood slat.
- Check textile availability prior to specifying upholstery material.
- Does not stack.

OPTIONAL FEATURES

- Wood frames available in Absolute (AAM), Black (BKM), Cherry (ACM), Espresso Cafe (ECM), English Oak (EOM), Fruitwood (TFM), Gray (HGM), Honey (AHM), Mahogany (TMM), Maple (AVM), Medium Walnut (MWM), Natural Walnut (NLW), Night (ASM), Noce Biondo (NBM), Noce Grigio (NGM), Noce Leggero (NEM), Noce Medio (NMM), Shaker Cherry (SKM), Walnut (TWM), WC Cream (WTM), White (WHM) and Winter Cherry (WCM). Please Specify..

| DESCRIPTION   | FEATURES   | MODEL #                                  | STANDARD TEXTILE GRADES   |          |          |                        |          |          |                        |          |        |        |        |        |  |  |  |
|---|--|--|---------------------------|----------|----------|------------------------|----------|----------|------------------------|----------|--------|--------|--------|--------|--|--|--|
|   |  |  | 1                         | 2        | 3        | 4                      | 5        | 6        | 7                      | 8        | 9      | 10     | 11     | 12     |  |  |  |
|  <p><b>Upholstered Armchair</b><br/>COM Yardage: 1<br/>Freight Class: 250<br/>Product Weight (lbs.): 27<br/>Cubic Feet Per Carton: 13.25</p>         | <p>Does not stack.</p> <p>Ergonomic Features:<br/>M, N</p> | <p><b>8335T</b></p> <p><b>RTA 00</b></p> | \$1042                    | \$1087   | \$1121   | \$1170                 | \$1241   | \$1266   | \$1329                 | \$1446   | \$1503 | \$1612 | \$1761 | \$1946 |  |  |  |
|   |  |  | <b>OVERALL DIMENSIONS</b> |          |          | <b>SEAT DIMENSIONS</b> |          |          | <b>BACK DIMENSIONS</b> |          |        |        |        |        |  |  |  |
|   |  |  | <b>W</b>                  | <b>D</b> | <b>H</b> | <b>W</b>               | <b>D</b> | <b>H</b> | <b>W</b>               | <b>H</b> |        |        |        |        |  |  |  |
|   |  |  | 23                        | 24.5     | 33       | 20                     | 18.25    | 18       | 17.5                   | 14       |        |        |        |        |  |  |  |
|  <p><b>Vertical Wood Slat Armchair</b><br/>COM Yardage: 1<br/>Freight Class: 300<br/>Product Weight (lbs.): 25<br/>Cubic Feet Per Carton: 13.25</p> | <p>Does not stack.</p> <p>Ergonomic Features:<br/>M, N</p> | <p><b>8336T</b></p> <p><b>RTA 00</b></p> | \$1079                    | \$1114   | \$1140   | \$1179                 | \$1234   | \$1259   | \$1311                 | \$1388   | \$1450 | \$1516 | \$1656 | \$1804 |  |  |  |
|   |  |  | <b>OVERALL DIMENSIONS</b> |          |          | <b>SEAT DIMENSIONS</b> |          |          | <b>BACK DIMENSIONS</b> |          |        |        |        |        |  |  |  |
|   |  |  | <b>W</b>                  | <b>D</b> | <b>H</b> | <b>W</b>               | <b>D</b> | <b>H</b> | <b>W</b>               | <b>H</b> |        |        |        |        |  |  |  |
|   |  |  | 23                        | 24.5     | 33       | 20                     | 18.25    | 18       | 17.5                   | 14       |        |        |        |        |  |  |  |

MODA™



model 6960



model 6961

Also see Moda Stacking Chairs



For Moda stacking chairs, please see page 189.

STANDARD FEATURES

- Moda is an upscale, classic looking multi-purpose product, ideal for conference rooms, training, break out and collaboration areas as well as light-use tasking.
- Chairs are molded with a one-piece shell. Available in Night (BLK), Cloud (IVC) or Shadow (SHW).
- Chair frame consists of a Polished Aluminum chassis on four steel legs in a durable Chrome finish.
- Standard with nylon glides (N1), suitable for carpet, rubber or concrete flooring.
- Check textile availability prior to specifying upholstery material.
- Four legged chairs do not stack.

OPTIONAL FEATURES

- All models are available with optional armcaps in Black self-skinned urethane (SSU), or in Black, White or Clear Grey finish hard plastic.
- Model 6961 armcaps can also be upholstered in the matching fabric, vinyl or leather.
- Glides with felt pads (FG) are available for vinyl sheet, cork or laminate flooring, please specify. Add \$37.
- Glides with felt pads (RG) are available for vinyl sheet, hardwood, laminate, stone or ceramic flooring, please specify. Add \$37.
- Adjustable swivel glides (SWG) are available for uneven floors, please specify. No upcharge



OPTION CODES

Please add option codes in the following order:

- **Model number**  
6960 Armchair  
6961 Armchair w/upholstered seat
- **Textile**  
Specify textile code for seat (model 6961 only).
- **Shell color** (no upcharge)  
(BLK) Night  
(IVC) Cloud  
(SHW) Shadow
- **Frame finish**  
(CHM) Chrome. No upcharge.  
(TBL) Black. Add \$87.  
(TTU) Tungsten. Add \$87.  
(BT) Butternut woodgrain. Add \$178.  
(EB) Ebony woodgrain. Add \$178.  
(WU) Walnut woodgrain. Add \$178.
- **Armcaps**  
(NC) No armcaps.  
(SS) Black SSU. Add \$66.  
(GC) Clear Grey hard plastic. Add \$37.  
(H3) Black hard plastic. Add \$37.  
(H4) White hard plastic. Add \$37.  
**Armcaps** (to match woodgrain frame finish only)  
(BT) Butternut woodgrain. Add \$123.  
(EB) Ebony woodgrain. Add \$123.  
(WU) Walnut woodgrain. Add \$123.  
**Armcaps** (upholstered model 6961 only)  
(UP) Matching upholstery. Add \$73.
- **Glide style** (no upcharge)  
(FX) Fixed glide (STD)  
(SWG) Adjustable swivel
- **Glide type**  
(N1) Standard nylon. No upcharge.  
(FG) Felt. Add \$37.  
(RG) Rubber. Add \$37.

EXAMPLE MODA ORDER CODE:

|         |         |       |       |         |             |            |
|---------|---------|-------|-------|---------|-------------|------------|
| 6960    | -HD05   | -IVC  | -CHM  | -NC     | -FX         | -N1        |
| Model # | Textile | Shell | Frame | Armcaps | Glide style | Glide type |

| DESCRIPTION  | FEATURES                             | MODEL # | STANDARD TEXTILE GRADES |                                    |       |              |                                 |        |        |                               |        |        |        |        |  |
|--|--------------------------------------|---------|-------------------------|------------------------------------|-------|--------------|---------------------------------|--------|--------|-------------------------------|--------|--------|--------|--------|--|
|  |                                      |         | 1                       | 2                                  | 3     | 4            | 5                               | 6      | 7      | 8                             | 9      | 10     | 11     | 12     |  |
|  <p><b>Four-Legged Armchair</b><br/>COM Yardage: N/A<br/>Freight Class: 300<br/>Product Weight (lbs.): 16<br/>Cubic Feet Per Carton: 14.5</p>  | Polypropylene seat & back.           | 6960    | \$773                   |                                    |       |              |                                 |        |        |                               |        |        |        |        |  |
|  |                                      |         |                         | <b>OVERALL DIMENSIONS</b><br>W D H |       |              | <b>SEAT DIMENSIONS</b><br>W D H |        |        | <b>BACK DIMENSIONS</b><br>W H |        |        |        |        |  |
|  |                                      |         |                         | 25                                 | 25    | 31           | 20.5                            | 18     | 15.5   | 20                            | 16     |        |        |        |  |
|  |                                      |         |                         | RTA 1                              |       | 1 per carton |                                 |        |        |                               |        |        |        |        |  |
|  <p><b>Four-Legged Armchair</b><br/>COM Yardage: 0.75<br/>Freight Class: 300<br/>Product Weight (lbs.): 17<br/>Cubic Feet Per Carton: 14.5</p> | Upholstered seat/polypropylene back. | 6961    | \$912                   | \$948                              | \$975 | \$1015       | \$1070                          | \$1097 | \$1149 | \$1231                        | \$1294 | \$1365 | \$1509 | \$1663 |  |
|  |                                      |         |                         | <b>OVERALL DIMENSIONS</b><br>W D H |       |              | <b>SEAT DIMENSIONS</b><br>W D H |        |        | <b>BACK DIMENSIONS</b><br>W H |        |        |        |        |  |
|  |                                      |         |                         | 25                                 | 25    | 31           | 20.5                            | 18     | 16     | 20                            | 15.5   |        |        |        |  |
|  |                                      |         |                         | RTA 1                              |       | 1 per carton |                                 |        |        |                               |        |        |        |        |  |

MODA



model 6962



model 6963

Also see Moda Stacking Chairs



For Moda four-legged chairs, please see page 188.

STANDARD FEATURES

- Moda is an upscale, classic looking multi-purpose product, ideal for conference rooms, training, break out and collaboration areas as well as light-use tasking.
- Chairs are molded with a one-piece shell. Available in Night (BLK), Cloud (IVC) or Shadow (SHW).
- Chair frame consists of 0.5" diameter solid steel rod available exclusively in a durable Chrome finish. No crossbar to interfere with feet or leg positions.
- Chairs can be ganged together using ganging clamp set 6970.
- Standard with shell-matching nylon glides (N1), suitable for carpet, rubber or concrete flooring.
- Check textile availability prior to specifying upholstery material.

OPTIONAL FEATURES



- All models are available with optional armcaps in Black self-skinned urethane (SSU), or in Black, White or Clear Grey finish hard plastic.
- Model 6963 armcaps can also be upholstered in the matching fabric, vinyl or leather.
- Glides with felt pads (FG) are available for vinyl sheet, cork or laminate flooring, please specify. Add \$60.
- Glides with felt pads (RG) are available for vinyl sheet, hardwood, laminate, stone or ceramic flooring, please specify. Add \$60.

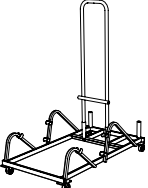


Please add option codes in the following order:

- **Model number**  
6962 Armchair  
6963 Armchair w/upholstered seat
- **Textile**  
Specify textile code for seat (model 6963 only).
- **Shell color** (no upcharge)  
(BLK) Night  
(IVC) Cloud  
(SHW) Shadow
- **Armcaps**  
(NC) No armcaps.  
(SS) Black SSU. Add \$66.  
(GC) Clear Grey hard plastic. Add \$88  
(H3) Black hard plastic. Add \$37.  
(H4) White hard plastic. Add \$37.  
(UP) Matching upholstery (upholstered model 6963 only). Add \$73.
- **Glides**  
(N1) Standard nylon. No upcharge.  
(FG) Felt. Add \$60.  
(RG) Rubber. Add \$60.

EXAMPLE MODA ORDER CODE:

|         |         |       |         |        |
|---------|---------|-------|---------|--------|
| 6963    | -HD05   | -IVC  | -NC     | -N1    |
| Model # | Textile | Shell | Armcaps | Glides |

| DESCRIPTION  | FEATURES   | MODEL # | STANDARD TEXTILE GRADES |                           |       |                        |       |        |                        |        |        |        |        |        |  |  |  |
|--|--|---------|-------------------------|---------------------------|-------|------------------------|-------|--------|------------------------|--------|--------|--------|--------|--------|--|--|--|
|  |  |         | 1                       | 2                         | 3     | 4                      | 5     | 6      | 7                      | 8      | 9      | 10     | 11     | 12     |  |  |  |
|  <p><b>Armchair</b><br/>COM Yardage: N/A<br/>Freight Class: 300<br/>Product Weight (lbs.): 16<br/>Cubic Feet Per Carton: 15.75</p>  | <p>Polypropylene seat &amp; back.<br/>Stacks 5 high on floor<br/>Stacks 14 high on dolly</p>       | 6962    | \$690                   |                           |       |                        |       |        |                        |        |        |        |        |        |  |  |  |
|  |  |         |                         | <b>OVERALL DIMENSIONS</b> |       | <b>SEAT DIMENSIONS</b> |       |        | <b>BACK DIMENSIONS</b> |        |        |        |        |        |  |  |  |
|  |  |         | 25                      | 25                        | 31    | 20.5                   | 18    | 17     | 20                     | 15     |        |        |        |        |  |  |  |
|  |  |         |                         |                           |       |                        |       |        |                        |        |        |        |        |        |  |  |  |
|  <p><b>Armchair</b><br/>COM Yardage: 0.75<br/>Freight Class: 300<br/>Product Weight (lbs.): 17<br/>Cubic Feet Per Carton: 15.75</p> | <p>Upholstered seat/polypropylene back.<br/>Stacks 4 high on floor<br/>Stacks 8 high on dolly.</p> | 6963    | \$829                   | \$865                     | \$892 | \$932                  | \$988 | \$1014 | \$1065                 | \$1147 | \$1210 | \$1281 | \$1423 | \$1578 |  |  |  |
|  |  |         |                         | <b>OVERALL DIMENSIONS</b> |       | <b>SEAT DIMENSIONS</b> |       |        | <b>BACK DIMENSIONS</b> |        |        |        |        |        |  |  |  |
|  |  |         | 25                      | 25                        | 31    | 20.5                   | 18    | 17.5   | 20                     | 15     |        |        |        |        |  |  |  |
|  |  |         |                         |                           |       |                        |       |        |                        |        |        |        |        |        |  |  |  |

| DESCRIPTION   | FEATURES   | MODEL #                   | STANDARD TEXTILE GRADES |          |   |          |               |                        |          |   |   |    |    |    |  |  |
|---|--|---------------------------|-------------------------|----------|---|----------|---------------|------------------------|----------|---|---|----|----|----|--|--|
|   |  |                           | 1                       | 2        | 3   | 4        | 5             | 6                      | 7        | 8 | 9 | 10 | 11 | 12 |  |  |
|  <p><b>Medium Density Dolly</b><br/>COM Yardage: N/A<br/>Freight Class: 150<br/>Product Weight (lbs.): 43<br/>Cubic Feet Per Carton: 13.25</p> | For use w/ sled base chairs only   | <b>6969</b>               | \$1031                  |          |   |          |               |                        |          |   |   |    |    |    |  |  |
|   |  | <b>OVERALL DIMENSIONS</b> |                         |          | <b>SEAT DIMENSIONS</b>  |          |               | <b>BACK DIMENSIONS</b> |          |   |   |    |    |    |  |  |
|   |  | <b>W</b>                  | <b>D</b>                | <b>H</b> | <b>W</b>  | <b>D</b> | <b>H</b>      | <b>W</b>               | <b>H</b> |   |   |    |    |    |  |  |
|   |  | 25                        | 63                      | 36.75    | -   | -        | -             | -                      | -        |   |   |    |    |    |  |  |
|   |  |                           | <b>RTA 00</b>           |          | 1 per carton  |          |               |                        |          |   |   |    |    |    |  |  |
|  <p><b>Ganging Clamp</b><br/>COM Yardage: N/A<br/>Freight Class: 70<br/>Product Weight (lbs.): 0.13<br/>Cubic Feet Per Carton: 0.3</p>         | Two per chair recommended.<br>Packed 2 per bag<br>For use w/ sled base chairs only | <b>6970</b>               | \$60                    |          |   |          |               |                        |          |   |   |    |    |    |  |  |
|   |  | <b>OVERALL DIMENSIONS</b> |                         |          | <b>SEAT DIMENSIONS</b>  |          |               | <b>BACK DIMENSIONS</b> |          |   |   |    |    |    |  |  |
|   |  | <b>W</b>                  | <b>D</b>                | <b>H</b> | <b>W</b>  | <b>D</b> | <b>H</b>      | <b>W</b>               | <b>H</b> |   |   |    |    |    |  |  |
|   |  | 3.0                       | 1.5                     | 0.75     | -   | -        | -             | -                      | -        |   |   |    |    |    |  |  |
|   |  |                           | <b>RTA 00</b>           |          |  |          | 25 per carton |                        |          |   |   |    |    |    |  |  |

POPCORN



model 6711



model 6712



model 6711TR



Hand Hold Feature



|                    | Chair Stacking Capability |                 | Stool Stacking Capability |
|--------------------|---------------------------|-----------------|---------------------------|
|                    | Stacks on floor           | Stacks on dolly | Stacks on floor           |
| <b>Armless</b>     |                           |                 |                           |
| Polypropylene seat | up to 10 high             | up to 34 high   | up to 8 high              |
| Upholstered seat   | up to 8 high              | up to 15 high   | up to 8 high              |
| <b>With Arms</b>   |                           |                 |                           |
| Polypropylene seat | up to 10 high             | up to 34 high   | up to 8 high              |
| Upholstered seat   | up to 8 high              | up to 15 high   | up to 8 high              |

STANDARD FEATURES




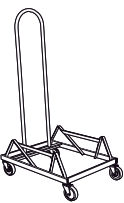


- Popcorn a high quality stacking chair that is ideal for multi-purpose stack applications within corporate, government and healthcare facilities.
- Chair frame is constructed of 1/2" diameter solid chrome steel rod available exclusively in a durable chrome finish. There is no crossbar to interfere with feet or leg positions. Chrome frame without glides is standard and suitable for cork, rubberized and carpeted floors.
- Wall saver frame design; the base touches the wall before the upper back to protect the wall from damage.
- Upper back features a cut out hand hold to assist in stacking and transportation.
- Seat and back is a one piece polypropylene shell for strength and ease of cleaning and disinfecting.
- Chairs can be ganged together using ganging clamp set (6626), providing a 2" space between armchair models and 5" space between armless models.
- Upholstered models are equipped with a smooth black shroud underneath the seat to help prevent frame imprints on the lower chair while stacked.
- Task chairs are available with a tablet. Tablet arms are extremely rugged and meets ANSI-BIFMA testing requirements. Tablet hinges up to allow ease of egress. Tablet slides forward and back to accommodate any body size comfortably. Tablet models do not stack.
- Standard tablet (D8) size is 18"D x 14.5"W and is made of Black polymer. Tablets are attached at the left or right (as seated) of the task chair.
- Popcorn beam seating consists of upper seat units (6717, 6719) including mounting brackets and all hardware necessary for attachment to beam.
- For all beam components, tables and a complete list of available upper seat units, see Beam Seating series.
- **Specifications and pricing are for 1 chair.**





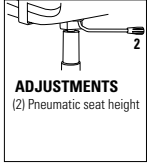

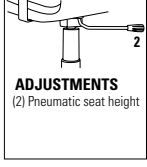

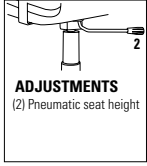
OPTIONAL FEATURES


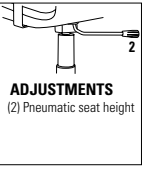




- Polypropylene shell and coordinating arms are available in 14 designer colors. Choose from Buzz Blue (BZB), Cactus (CCT), Carrot (CRO), Cloud (IVC), Dijon (DJN), Eggplant (EGP), Fog (FOG), Frost (FRO), Ink (INK), Latte (LAB), Night (BLK), Sand (SND), Scarlet (SAR), and Shadow (SHW).
- An optional 18.5"D x 18.5"W high pressure laminate writing tablet is available. The core is hardwood veneer plywood with radiused edge finished in clear lacquer. This writing tablet is offered in the following finishes: Black (BLK), Clear Maple (CMB), Designer White (DWT) and Noce Grigio (NGL). Please specify. Add \$64.
- Check textile availability prior to specifying upholstery material.
- Chairs will have additional stitch details when upholstered in vinyl.
- For hard surface flooring casters on Task chairs, please specify (C9R). Add \$72.
- A selection of glide options is available. Glides must be chosen to best suit flooring type and site conditions.
- Clear polycarbonate glides (CG) are available for carpet, rubber or concrete flooring, please specify. Add \$18
- Glides with felt pads (FG) are available for vinyl sheet, cork or laminate flooring, please specify. Add \$34.
- Glides with rubber pads (RG) are available for vinyl, hardwood, laminate, stone or ceramic flooring, please specify. Add \$34.
- Glides with stainless steel pads (SG) are available for carpet or rubber flooring, specify. Add \$34.





| DESCRIPTION  | FEATURES   | MODEL# | STANDARD TEXTILE GRADES   |          |          |                        |          |          |                        |          |   |    |    |    |
|--|--|--------|---------------------------|----------|----------|------------------------|----------|----------|------------------------|----------|---|----|----|----|
|  |  |        | 1                         | 2        | 3        | 4                      | 5        | 6        | 7                      | 8        | 9 | 10 | 11 | 12 |
|  <p><b>Armchair</b><br/>COM Yardage: N/A<br/>Freight Class: 150<br/>Product Weight (lbs.): 23.5<br/>Cubic Feet Per Carton: 4.44 (4 per carton)</p>        | <p>Polypropylene Seat and Back.<br/>Stacks 10 high on floor.<br/>Stacks 34 high on dolly</p> | 6710   | \$347                     |          |          |                        |          |          |                        |          |   |    |    |    |
|  |  |        | <b>OVERALL DIMENSIONS</b> |          |          | <b>SEAT DIMENSIONS</b> |          |          | <b>BACK DIMENSIONS</b> |          |   |    |    |    |
|  |  |        | <b>W</b>                  | <b>D</b> | <b>H</b> | <b>W</b>               | <b>D</b> | <b>H</b> | <b>W</b>               | <b>H</b> |   |    |    |    |
|  |  |        | 24.5                      | 23.5     | 32.5     | 18                     | 18       | 16.5     | 19.5                   | 16       |   |    |    |    |
|  |  |        | RTA 00                    |          |          |                        |          |          |                        |          |   |    |    |    |
|  <p><b>Armless Chair</b><br/>COM Yardage: N/A<br/>Freight Class: 150<br/>Product Weight (lbs.): 17.25<br/>Cubic Feet Per Carton: 14.75 (4 per carton)</p> | <p>Polypropylene Seat and Back.<br/>Stacks 10 high on floor.<br/>Stacks 34 high on dolly</p> | 6711   | \$228                     |          |          |                        |          |          |                        |          |   |    |    |    |
|  |  |        | <b>OVERALL DIMENSIONS</b> |          |          | <b>SEAT DIMENSIONS</b> |          |          | <b>BACK DIMENSIONS</b> |          |   |    |    |    |
|  |  |        | <b>W</b>                  | <b>D</b> | <b>H</b> | <b>W</b>               | <b>D</b> | <b>H</b> | <b>W</b>               | <b>H</b> |   |    |    |    |
|  |  |        | 20                        | 23.5     | 32.5     | 18                     | 18       | 16.5     | 19.5                   | 16       |   |    |    |    |
|  |  |        | RTA 00                    |          |          |                        |          |          |                        |          |   |    |    |    |



| DESCRIPTION   | FEATURES   | MODEL#      | STANDARD TEXTILE GRADES   |          |          |                        |          |          |                        |          |       |       |       |      |  |  |
|---|--|-------------|---|----------|----------|------------------------|----------|----------|------------------------|----------|-------|-------|-------|------|--|--|
|   |  |             | 1   | 2        | 3        | 4                      | 5        | 6        | 7                      | 8        | 9     | 10    | 11    | 12   |  |  |
|  <p><b>Armchair</b><br/>COM Yardage: 0.75<br/>Freight Class: 150<br/>Product Weight (lbs.): 24.5<br/>Cubic Feet Per Carton: 4.81 (4 per carton)</p>        | Upholstered seat and Polypropylene Back<br>Stacks 8 high on floor.<br>Stacks 15 high on dolly      | <b>6712</b> | \$454   | \$487    | \$506    | \$538                  | \$582    | \$599    | \$637                  | \$712    | \$744 | \$812 | \$905 | 1021 |  |  |
|   |  |             | <b>OVERALL DIMENSIONS</b>   |          |          | <b>SEAT DIMENSIONS</b> |          |          | <b>BACK DIMENSIONS</b> |          |       |       |       |      |  |  |
|   |  |             | <b>W</b>  | <b>D</b> | <b>H</b> | <b>W</b>               | <b>D</b> | <b>H</b> | <b>W</b>               | <b>H</b> |       |       |       |      |  |  |
|   |  |             | 24.5  | 23.5     | 32.5     | 18                     | 18       | 17       | 19.5                   | 15.5     |       |       |       |      |  |  |
|   |  |             | <b>RTA 00</b>   |          |          |                        |          |          |                        |          |       |       |       |      |  |  |
|  <p><b>Armless Chair</b><br/>COM Yardage: 0.75<br/>Freight Class: 250<br/>Product Weight (lbs.): 16<br/>Cubic Feet Per Carton: 9 (4 per carton)</p>        | Upholstered seat and Polypropylene Back<br>Stacks 8 high on floor.<br>Stacks 15 high on dolly      | <b>6713</b> | \$336   | \$367    | \$386    | \$419                  | \$462    | \$479    | \$518                  | \$591    | \$625 | \$696 | \$788 | 902  |  |  |
|   |  |             | <b>OVERALL DIMENSIONS</b>   |          |          | <b>SEAT DIMENSIONS</b> |          |          | <b>BACK DIMENSIONS</b> |          |       |       |       |      |  |  |
|   |  |             | <b>W</b>  | <b>D</b> | <b>H</b> | <b>W</b>               | <b>D</b> | <b>H</b> | <b>W</b>               | <b>H</b> |       |       |       |      |  |  |
|   |  |             | 20  | 23.5     | 32.5     | 18                     | 18       | 17       | 19.5                   | 15.5     |       |       |       |      |  |  |
|   |  |             | <b>RTA 00</b>   |          |          |                        |          |          |                        |          |       |       |       |      |  |  |
|  <p><b>Medium Density Dolly</b><br/>COM Yardage: N/A<br/>Freight Class: 250<br/>Product Weight (lbs.): 29<br/>Cubic Feet Per Carton: 9</p>                | For upholstered models<br>Can stack chairs up to 15 high<br>Fits through standard 80" door frame   | <b>6714</b> | \$772   | -        | -        | -                      | -        | -        | -                      | -        | -     | -     | -     | -    |  |  |
|   |  |             | <b>OVERALL DIMENSIONS</b>   |          |          | <b>SEAT DIMENSIONS</b> |          |          | <b>BACK DIMENSIONS</b> |          |       |       |       |      |  |  |
|   |  |             | <b>W</b>  | <b>D</b> | <b>H</b> | <b>W</b>               | <b>D</b> | <b>H</b> | <b>W</b>               | <b>H</b> |       |       |       |      |  |  |
|   |  |             | 23  | 31       | 18.5     | -                      | -        | -        | -                      | -        |       |       |       |      |  |  |
|   |  |             | <b>RTA 00</b>   |          |          |                        |          |          |                        |          |       |       |       |      |  |  |
|  <p><b>High Density Dolly</b><br/>COM Yardage: N/A<br/>Freight Class: 125<br/>Product Weight (lbs.): 30<br/>Cubic Feet Per Carton: 5.5</p>               | For polypropylene models<br>Can stack chairs up to 34 high<br>Fits through standard 80" door frame | <b>6715</b> | \$772   | -        | -        | -                      | -        | -        | -                      | -        | -     | -     | -     |      |  |  |
|   |  |             | <b>OVERALL DIMENSIONS</b>   |          |          | <b>SEAT DIMENSIONS</b> |          |          | <b>BACK DIMENSIONS</b> |          |       |       |       |      |  |  |
|   |  |             | <b>W</b>  | <b>D</b> | <b>H</b> | <b>W</b>               | <b>D</b> | <b>H</b> | <b>W</b>               | <b>H</b> |       |       |       |      |  |  |
|   |  |             | 21.37   | 31.75    | 51.75    | -                      | -        | -        | -                      | -        |       |       |       |      |  |  |
|   |  |             | <b>RTA 00</b>  |          |          |                        |          |          |                        |          |       |       |       |      |  |  |
|  <p><b>Armless Seat Unit</b><br/>COM Yardage: N/A<br/>Freight Class: 150<br/>Product Weight (lbs.): 17<br/>Cubic Feet Per Carton: 6.5 (2 per carton)</p> | Polypropylene Seat and Back.<br>Use with beam.   | <b>6717</b> | \$354   | -        | -        | -                      | -        | -        | -                      | -        | -     | -     | -     |      |  |  |
|   |  |             | <b>OVERALL DIMENSIONS</b>   |          |          | <b>SEAT DIMENSIONS</b> |          |          | <b>BACK DIMENSIONS</b> |          |       |       |       |      |  |  |
|   |  |             | <b>W</b>  | <b>D</b> | <b>H</b> | <b>W</b>               | <b>D</b> | <b>H</b> | <b>W</b>               | <b>H</b> |       |       |       |      |  |  |
|   |  |             | 20  | 21       | 18       | 18                     | 18       | -        | 19.5                   | 16       |       |       |       |      |  |  |
|   |  |             | <b>RTA 00</b>   |          |          |                        |          |          |                        |          |       |       |       |      |  |  |

| DESCRIPTION  | FEATURES  | MODEL#                                 | STANDARD TEXTILE GRADES  |          |          |                        |          |          |                        |          |       |        |        |        |  |  |
|--|---|--|--|----------|----------|------------------------|----------|----------|------------------------|----------|-------|--------|--------|--------|--|--|
|  |   |  | 1  | 2        | 3        | 4                      | 5        | 6        | 7                      | 8        | 9     | 10     | 11     | 12     |  |  |
|  <p><b>Armless Seat Unit</b><br/>COM Yardage: 0.75<br/>Freight Class: 150<br/>Product Weight (lbs.): 18<br/>Cubic Feet Per Carton: 6.5 (2 per carton)</p> | <p><b>Popcorn</b><br/>Upholstered Seat and Polypropylene Back.<br/>Use with beam.</p>   | <p><b>6719</b></p>                     | \$462  | \$496    | \$518    | \$551                  | \$599    | \$621    | \$667                  | \$735    | \$789 | \$849  | \$970  | \$1102 |  |  |
|  |   |  | <b>OVERALL DIMENSIONS</b>  |          |          | <b>SEAT DIMENSIONS</b> |          |          | <b>BACK DIMENSIONS</b> |          |       |        |        |        |  |  |
|  |   |  | <b>W</b>   | <b>D</b> | <b>H</b> | <b>W</b>               | <b>D</b> | <b>H</b> | <b>W</b>               | <b>H</b> |       |        |        |        |  |  |
|  |   |  | 20   | 21       | 18       | 18                     | 18       | -        | 19.5                   | 16       |       |        |        |        |  |  |
|  |   |  | <p><b>RTA 00</b></p>   |          |          |                        |          |          |                        |          |       |        |        |        |  |  |
|   |   | <p><b>6626</b></p>                     | \$30   | -        | -        | -                      | -        | -        | -                      | -        | -     | -      | -      | -      |  |  |
|  |   |  | <b>OVERALL DIMENSIONS</b>  |          |          | <b>SEAT DIMENSIONS</b> |          |          | <b>BACK DIMENSIONS</b> |          |       |        |        |        |  |  |
|  |   |  | <b>W</b>   | <b>D</b> | <b>H</b> | <b>W</b>               | <b>D</b> | <b>H</b> | <b>W</b>               | <b>H</b> |       |        |        |        |  |  |
|  |   |  | 1  | 6.5      | 00.75    | -                      | -        | -        | -                      | -        |       |        |        |        |  |  |
|  |   |  | <p><b>RTA 00</b> </p> |          |          |                        |          |          |                        |          |       |        |        |        |  |  |
|    |  <p><b>ADJUSTMENTS</b><br/>(2) Pneumatic seat height</p>  | <p><b>6741</b></p>                     | List price   |          |          |                        |          |          |                        |          |       |        |        |        |  |  |
|  |   |  | 504  |          |          |                        |          |          |                        |          |       |        |        |        |  |  |
|  |   |  | <b>OVERALL DIMENSIONS</b>  |          |          | <b>SEAT DIMENSIONS</b> |          |          | <b>BACK DIMENSIONS</b> |          |       |        |        |        |  |  |
|  |   |  | <b>W</b>   | <b>D</b> | <b>H</b> | <b>W</b>               | <b>D</b> | <b>H</b> | <b>W</b>               | <b>H</b> |       |        |        |        |  |  |
| 20   | 23  | 30.5                                   | 18   | 18       | 15.5     | 19.5                   | 16       |          |                        |          |       |        |        |        |  |  |
|  |   |  | <p><b>RTA 00</b> 1 per carton</p>  |          |          |                        |          |          |                        |          |       |        |        |        |  |  |
|   |  <p><b>ADJUSTMENTS</b><br/>(2) Pneumatic seat height</p> | <p><b>6741TR</b><br/><b>6741TL</b></p> | List price   |          |          |                        |          |          |                        |          |       |        |        |        |  |  |
|  |   |  | 842  |          |          |                        |          |          |                        |          |       |        |        |        |  |  |
|  |   |  | <b>OVERALL DIMENSIONS</b>  |          |          | <b>SEAT DIMENSIONS</b> |          |          | <b>BACK DIMENSIONS</b> |          |       |        |        |        |  |  |
|  |   |  | <b>W</b>   | <b>D</b> | <b>H</b> | <b>W</b>               | <b>D</b> | <b>H</b> | <b>W</b>               | <b>H</b> |       |        |        |        |  |  |
| 24.75  | 26  | 30.5                                   | 18   | 18       | 15.5     | 19.5                   | 16       |          |                        |          |       |        |        |        |  |  |
|  |   |  | <p><b>RTA 00</b> 1 per carton</p>  |          |          |                        |          |          |                        |          |       |        |        |        |  |  |
|   |  <p><b>ADJUSTMENTS</b><br/>(2) Pneumatic seat height</p> | <p><b>6743</b></p>                     | \$617  | \$650    | \$670    | \$706                  | \$754    | \$774    | \$819                  | \$890    | \$941 | \$1003 | \$1125 | \$1257 |  |  |
|  |   |  | <b>OVERALL DIMENSIONS</b>  |          |          | <b>SEAT DIMENSIONS</b> |          |          | <b>BACK DIMENSIONS</b> |          |       |        |        |        |  |  |
|  |   |  | <b>W</b>   | <b>D</b> | <b>H</b> | <b>W</b>               | <b>D</b> | <b>H</b> | <b>W</b>               | <b>H</b> |       |        |        |        |  |  |
|  |   |  | 20   | 23       | 30.5     | 18                     | 18       | 16       | 19.5                   | 16       |       |        |        |        |  |  |
|  |   |  | <p><b>RTA 00</b> 1 per carton</p>  |          |          |                        |          |          |                        |          |       |        |        |        |  |  |
| <p><b>Armless Task</b><br/>COM Yardage: 0.75<br/>Freight Class: 250<br/>Product Weight (lbs.): 33<br/>Cubic Feet Per Carton: 14.25</p>   | <p>Upholstered seat/polypropylene back.<br/>Ergonomic features: C</p>   |  | List price   |          |          |                        |          |          |                        |          |       |        |        |        |  |  |
|  |   |  | 1 per carton   |          |          |                        |          |          |                        |          |       |        |        |        |  |  |
|  |   |  | <b>OVERALL DIMENSIONS</b>  |          |          | <b>SEAT DIMENSIONS</b> |          |          | <b>BACK DIMENSIONS</b> |          |       |        |        |        |  |  |
|  |   |  | <b>W</b>   | <b>D</b> | <b>H</b> | <b>W</b>               | <b>D</b> | <b>H</b> | <b>W</b>               | <b>H</b> |       |        |        |        |  |  |
| 20   | 23  | 30.5                                   | 18   | 18       | 16       | 19.5                   | 16       |          |                        |          |       |        |        |        |  |  |
|  |   |  | <p><b>RTA 00</b> 1 per carton</p>  |          |          |                        |          |          |                        |          |       |        |        |        |  |  |

| DESCRIPTION   | FEATURES  | MODEL#  | STANDARD TEXTILE GRADES   |          |          |                        |          |          |                        |          |      |      |      |      |      |
|---|---|---|---------------------------|----------|----------|------------------------|----------|----------|------------------------|----------|------|------|------|------|------|
|   |   |   | 1                         | 2        | 3        | 4                      | 5        | 6        | 7                      | 8        | 9    | 10   | 11   | 12   |      |
|  <p><b>Armless Task w/ Tablet</b><br/>COM Yardage: 0.75<br/>Freight Class: 250<br/>Product Weight (lbs.): 42<br/>Cubic Feet Per Carton: 15.75</p>                |  <p><b>ADJUSTMENTS</b><br/>(2) Pneumatic seat height</p> | <p>Upholstered seat/polypropylene back.<br/>Ergonomic features: C<br/>Specify (L) left or (R) right tablet.</p> | 6743TR                    | 955      | 984      | 1004                   | 1035     | 1081     | 1101                   | 1141     | 1207 | 1254 | 1312 | 1423 | 1545 |
|   |   |   | <b>OVERALL DIMENSIONS</b> |          |          | <b>SEAT DIMENSIONS</b> |          |          | <b>BACK DIMENSIONS</b> |          |      |      |      |      |      |
|   |   |   | <b>W</b>                  | <b>D</b> | <b>H</b> | <b>W</b>               | <b>D</b> | <b>H</b> | <b>W</b>               | <b>H</b> |      |      |      |      |      |
|   |   |   | 24.75                     | 26       | 30.5     | 18                     | 18       | 16       | 19.5                   | 16       |      |      |      |      |      |
|   |   |   |                           |          |          | <b>RTA 00</b>          |          |          | 1 per carton           |          |      |      |      |      |      |
|  <p><b>Barstool w/ Arms</b><br/>COM Yardage: N/A<br/>Freight Class: 250<br/>Product Weight (lbs.): 29<br/>Cubic Feet Per Carton: 21.50 (2 per carton)</p>        | <p>Polypropylene Seat and Back.<br/>Stacks 8 high on floor.</p>   | <p><b>RTA 00</b></p>  | 6710BS                    | \$561    |          |                        |          |          |                        |          |      |      |      |      |      |
|   |   |   | <b>OVERALL DIMENSIONS</b> |          |          | <b>SEAT DIMENSIONS</b> |          |          | <b>BACK DIMENSIONS</b> |          |      |      |      |      |      |
|   |   |   | <b>W</b>                  | <b>D</b> | <b>H</b> | <b>W</b>               | <b>D</b> | <b>H</b> | <b>W</b>               | <b>H</b> |      |      |      |      |      |
|   |   |   | 24.5                      | 23.5     | 32.5     | 18                     | 18       | 29       | 19.5                   | 16       |      |      |      |      |      |
|   |   |   |                           |          |          | <b>RTA 00</b>          |          |          |                        |          |      |      |      |      |      |
|  <p><b>Counter stool w/ Arms</b><br/>COM Yardage: N/A<br/>Freight Class: 250<br/>Product Weight (lbs.): 24<br/>Cubic Feet Per Carton: 21.50 (2 per carton)</p>  | <p>Polypropylene Seat and Back.<br/>Stacks 8 high on floor.</p>   | <p><b>RTA 00</b></p>  | 6710CS                    | \$561    |          |                        |          |          |                        |          |      |      |      |      |      |
|   |   |   | <b>OVERALL DIMENSIONS</b> |          |          | <b>SEAT DIMENSIONS</b> |          |          | <b>BACK DIMENSIONS</b> |          |      |      |      |      |      |
|   |   |   | <b>W</b>                  | <b>D</b> | <b>H</b> | <b>W</b>               | <b>D</b> | <b>H</b> | <b>W</b>               | <b>H</b> |      |      |      |      |      |
|   |   |   | 24.5                      | 25.5     | 40.5     | 18                     | 18       | 24       | 19.5                   | 16       |      |      |      |      |      |
|   |   |   |                           |          |          | <b>RTA 00</b>          |          |          |                        |          |      |      |      |      |      |
|  <p><b>Armless Barstool</b><br/>COM Yardage: N/A<br/>Freight Class: 250<br/>Product Weight (lbs.): 27<br/>Cubic Feet Per Carton: 17.50 (2 per carton)</p>      | <p>Polypropylene Seat and Back.<br/>Stacks 8 high on floor.</p>   | <p><b>RTA 00</b></p>  | 6711BS                    | \$405    |          |                        |          |          |                        |          |      |      |      |      |      |
|   |   |   | <b>OVERALL DIMENSIONS</b> |          |          | <b>SEAT DIMENSIONS</b> |          |          | <b>BACK DIMENSIONS</b> |          |      |      |      |      |      |
|   |   |   | <b>W</b>                  | <b>D</b> | <b>H</b> | <b>W</b>               | <b>D</b> | <b>H</b> | <b>W</b>               | <b>H</b> |      |      |      |      |      |
|   |   |   | 24.5                      | 23.5     | 32.5     | 18                     | 18       | 29       | 19.5                   | 16       |      |      |      |      |      |
|   |   |   |                           |          |          | <b>RTA 00</b>          |          |          |                        |          |      |      |      |      |      |
|  <p><b>Armless Counter Stool</b><br/>COM Yardage: N/A<br/>Freight Class: 250<br/>Product Weight (lbs.): 22<br/>Cubic Feet Per Carton: 17.50 (2 per carton)</p> | <p>Polypropylene Seat and Back.<br/>Stacks 8 high on floor.</p>   | <p><b>RTA 00</b></p>  | 6711CS                    | \$405    |          |                        |          |          |                        |          |      |      |      |      |      |
|   |   |   | <b>OVERALL DIMENSIONS</b> |          |          | <b>SEAT DIMENSIONS</b> |          |          | <b>BACK DIMENSIONS</b> |          |      |      |      |      |      |
|   |   |   | <b>W</b>                  | <b>D</b> | <b>H</b> | <b>W</b>               | <b>D</b> | <b>H</b> | <b>W</b>               | <b>H</b> |      |      |      |      |      |
|   |   |   | 20                        | 23.5     | 32.5     | 18                     | 18       | 24       | 19.5                   | 16       |      |      |      |      |      |
|   |   |   |                           |          |          | <b>RTA 00</b>          |          |          |                        |          |      |      |      |      |      |

| DESCRIPTION  | FEATURES   | MODEL#        | STANDARD TEXTILE GRADES   |          |          |                        |          |          |                        |          |        |        |        |        |  |  |
|--|--|---------------|---------------------------|----------|----------|------------------------|----------|----------|------------------------|----------|--------|--------|--------|--------|--|--|
|  |  |               | 1                         | 2        | 3        | 4                      | 5        | 6        | 7                      | 8        | 9      | 10     | 11     | 12     |  |  |
|  <p><b>Barstool w/Arms</b><br/>COM Yardage: 0.75<br/>Freight Class: 150<br/>Product Weight (lbs.): 24.5<br/>Cubic Feet Per Carton: 4.81 (2 per carton)</p>      | <p>Upholstered seat and Polypropylene Back<br/>Stacks 8 high on floor.</p> | <b>6712BS</b> | \$674                     | \$707    | \$728    | \$762                  | \$809    | \$832    | \$878                  | \$947    | \$998  | \$1060 | \$1181 | \$1312 |  |  |
|  |  |               | <b>OVERALL DIMENSIONS</b> |          |          | <b>SEAT DIMENSIONS</b> |          |          | <b>BACK DIMENSIONS</b> |          |        |        |        |        |  |  |
|  |  |               | <b>W</b>                  | <b>D</b> | <b>H</b> | <b>W</b>               | <b>D</b> | <b>H</b> | <b>W</b>               | <b>H</b> |        |        |        |        |  |  |
|  |  |               | 24.5                      | 23.5     | 32.5     | 18                     | 18       | 29.5     | 19.5                   | 16       |        |        |        |        |  |  |
|  |  |               | <b>RTA 00</b>             |          |          |                        |          |          |                        |          |        |        |        |        |  |  |
|  <p><b>Counter Stool w/Arms</b><br/>COM Yardage: 0.75<br/>Freight Class: 150<br/>Product Weight (lbs.): 24.5<br/>Cubic Feet Per Carton: 4.81 (2 per carton)</p> | <p>Upholstered seat and Polypropylene Back<br/>Stacks 8 high on floor.</p> | <b>6712CS</b> | \$674                     | \$708    | \$730    | \$763                  | \$811    | \$833    | \$879                  | \$947    | \$1001 | \$1061 | \$1182 | \$1314 |  |  |
|  |  |               | <b>OVERALL DIMENSIONS</b> |          |          | <b>SEAT DIMENSIONS</b> |          |          | <b>BACK DIMENSIONS</b> |          |        |        |        |        |  |  |
|  |  |               | <b>W</b>                  | <b>D</b> | <b>H</b> | <b>W</b>               | <b>D</b> | <b>H</b> | <b>W</b>               | <b>H</b> |        |        |        |        |  |  |
|  |  |               | 24.5                      | 23.5     | 32.5     | 18                     | 18       | 24.5     | 19.5                   | 16       |        |        |        |        |  |  |
|  |  |               | <b>RTA 00</b>             |          |          |                        |          |          |                        |          |        |        |        |        |  |  |
|  <p><b>Armless Barstool</b><br/>COM Yardage: 0.75<br/>Freight Class: 250<br/>Product Weight (lbs.): 29<br/>Cubic Feet Per Carton: 9 (2 per carton)</p>         | <p>Upholstered seat and Polypropylene Back<br/>Stacks 8 high on floor.</p> | <b>6713BS</b> | \$551                     | \$584    | \$605    | \$639                  | \$686    | \$709    | \$755                  | \$824    | \$875  | \$937  | \$1058 | \$1189 |  |  |
|  |  |               | <b>OVERALL DIMENSIONS</b> |          |          | <b>SEAT DIMENSIONS</b> |          |          | <b>BACK DIMENSIONS</b> |          |        |        |        |        |  |  |
|  |  |               | <b>W</b>                  | <b>D</b> | <b>H</b> | <b>W</b>               | <b>D</b> | <b>H</b> | <b>W</b>               | <b>H</b> |        |        |        |        |  |  |
|  |  |               | 20                        | 23.5     | 32.5     | 18                     | 18       | 29.5     | 19.5                   | 16       |        |        |        |        |  |  |
|  |  |               | <b>RTA 00</b>             |          |          |                        |          |          |                        |          |        |        |        |        |  |  |
|  <p><b>Armless Counter Stool</b><br/>COM Yardage: 0.75<br/>Freight Class: 250<br/>Product Weight (lbs.): 29<br/>Cubic Feet Per Carton: 9 (2 per carton)</p>   | <p>Upholstered seat and Polypropylene Back<br/>Stacks 8 high on floor.</p> | <b>6713CS</b> | \$551                     | \$584    | \$605    | \$639                  | \$686    | \$709    | \$755                  | \$824    | \$875  | \$937  | \$1058 | \$1189 |  |  |
|  |  |               | <b>OVERALL DIMENSIONS</b> |          |          | <b>SEAT DIMENSIONS</b> |          |          | <b>BACK DIMENSIONS</b> |          |        |        |        |        |  |  |
|  |  |               | <b>W</b>                  | <b>D</b> | <b>H</b> | <b>W</b>               | <b>D</b> | <b>H</b> | <b>W</b>               | <b>H</b> |        |        |        |        |  |  |
|  |  |               | 20                        | 23.5     | 32.5     | 18                     | 18       | 24.5     | 19.5                   | 16       |        |        |        |        |  |  |
|  |  |               | <b>RTA 00</b>             |          |          |                        |          |          |                        |          |        |        |        |        |  |  |

# R ROMA® NESTER

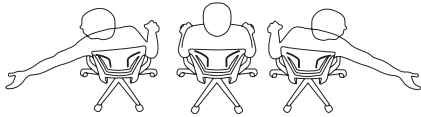
## ROMA® NESTER



model 1898



model 1899



(Models 1890 and 1900)

The Polypropylene Medium Back and the Upholstered Medium Back feature a flexible back construction that provides support, proper spinal alignment and comfort when moving or reaching in a seated position.

# MULTI-PURPOSE

### STANDARD FEATURES




- Flexible, elegant and affordable, Roma offers a family of seating with simple clean lines.
- Please see Work + Task section for additional Roma models.
- Four back versions are available. Choose from Mesh, Flexible Polypropylene or Honeycomb Polypropylene back.
- Models upholstered in leather have a curved seam across the seat.
- Flexible polypropylene back chair features a built in lumbar support designed to move as you move and is available exclusively in black.
- The horizontal nesting chairs are easy to store. Simply flip the seat upward and then roll into nesting position, like a shopping cart.
- When nesting horizontal nesting chairs, each additional chair adds 8" to depth.
- Arms are durable fiberglass reinforced Nylon, fixed height. Armcaps are durable Polyurethane (SSU), soft and warm to the touch.
- C1 casters are standard.




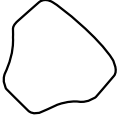

### OPTIONAL FEATURES

- Breathable mesh back is available in six colors. Choose from Autumn Orange (AO), Spring Green (SG) Winter Grey (WG), Midnight Black (MB), Summer Blue (SB), Fall Burgundy (FB).
- Nesting chairs are standard in Black (TBL), Tungsten (TTU) or Shadow (TSH). Optional Chrome (CHM) frame is available. Add \$44.
- Check textile availability prior to specifying upholstery material.



Stitch detail on Leather upholstered seat

| DESCRIPTION   | FEATURES  | MODEL# | STANDARD TEXTILE GRADES   |          |          |                        |          |          |                        |          |        |        |        |        |
|---|---|--------|---------------------------|----------|----------|------------------------|----------|----------|------------------------|----------|--------|--------|--------|--------|
|   |   |        | 1                         | 2        | 3        | 4                      | 5        | 6        | 7                      | 8        | 9      | 10     | 11     | 12     |
|  <p><b>Honeycomb MB - Armless Flip Seat Nesting Chair</b><br/>COM Yardage: 1<br/>Freight Class: 250<br/>Product Weight (lbs.): 29<br/>Cubic Feet Per Carton: 13.75</p>      | Nesting chair.<br><br>Ergonomic Features:<br>M, N | 1888   | \$722                     | \$759    | \$788    | \$828                  | \$889    | \$908    | \$961                  | \$1059   | \$1108 | \$1198 | \$1320 | \$1477 |
|   |   |        | <b>OVERALL DIMENSIONS</b> |          |          | <b>SEAT DIMENSIONS</b> |          |          | <b>BACK DIMENSIONS</b> |          |        |        |        |        |
|   |   |        | <b>W</b>                  | <b>D</b> | <b>H</b> | <b>W</b>               | <b>D</b> | <b>H</b> | <b>W</b>               | <b>H</b> |        |        |        |        |
|   |   |        | 24.5                      | 23.5     | 36       | 19.5                   | 17       | 18       | 18.5                   | 18       |        |        |        |        |
|  <p><b>Mesh MB - Armless Flip Seat Nesting Chair</b><br/>COM Yardage: 1<br/>Freight Class: 250<br/>Product Weight (lbs.): 29<br/>Cubic Feet Per Carton: 13.75</p>          | Nesting chair.<br><br>Ergonomic Features:<br>M, N | 1889   | \$712                     | \$750    | \$779    | \$820                  | \$880    | \$898    | \$953                  | \$1051   | \$1099 | \$1191 | \$1314 | \$1468 |
|   |   |        | <b>OVERALL DIMENSIONS</b> |          |          | <b>SEAT DIMENSIONS</b> |          |          | <b>BACK DIMENSIONS</b> |          |        |        |        |        |
|   |   |        | <b>W</b>                  | <b>D</b> | <b>H</b> | <b>W</b>               | <b>D</b> | <b>H</b> | <b>W</b>               | <b>H</b> |        |        |        |        |
|   |   |        | 24.5                      | 23.5     | 36       | 19.5                   | 17       | 18       | 18.5                   | 18       |        |        |        |        |
|  <p><b>Polypropylene MB - Armless Flip Seat Nesting Chair</b><br/>COM Yardage: 1<br/>Freight Class: 250<br/>Product Weight (lbs.): 29<br/>Cubic Feet Per Carton: 13.75</p> | Nesting chair.<br><br>Ergonomic Features:<br>M, N | 1890   | \$712                     | \$750    | \$779    | \$820                  | \$880    | \$898    | \$953                  | \$1051   | \$1099 | \$1191 | \$1314 | \$1468 |
|   |   |        | <b>OVERALL DIMENSIONS</b> |          |          | <b>SEAT DIMENSIONS</b> |          |          | <b>BACK DIMENSIONS</b> |          |        |        |        |        |
|   |   |        | <b>W</b>                  | <b>D</b> | <b>H</b> | <b>W</b>               | <b>D</b> | <b>H</b> | <b>W</b>               | <b>H</b> |        |        |        |        |
|   |   |        | 24.5                      | 23.5     | 36       | 19.5                   | 17       | 18       | 18.5                   | 18       |        |        |        |        |

| DESCRIPTION   | FEATURES  | MODEL#      | STANDARD TEXTILE GRADES   |                        |          |                        |                        |          |                        |          |        |        |        |        |
|---|---|-------------|---|------------------------|----------|------------------------|------------------------|----------|------------------------|----------|--------|--------|--------|--------|
|   |   |             | 1   | 2                      | 3        | 4                      | 5                      | 6        | 7                      | 8        | 9      | 10     | 11     | 12     |
|  <p><b>Honeycomb MB - Flip Seat Nesting Armchair</b><br/>                     COM Yardage: 1<br/>                     Freight Class: 250<br/>                     Product Weight (lbs.): 30<br/>                     Cubic Feet Per Carton: 13.75</p>      | Nesting chair.<br><br>Ergonomic Features:<br>M, N | <b>1898</b> | \$785   | \$823                  | \$851    | \$892                  | \$953                  | \$971    | \$1024                 | \$1122   | \$1171 | \$1262 | \$1387 | \$1540 |
|   |   |             | <b>OVERALL DIMENSIONS</b>   |                        |          | <b>SEAT DIMENSIONS</b> |                        |          | <b>BACK DIMENSIONS</b> |          |        |        |        |        |
|   |   |             | <b>W</b>  | <b>D</b>               | <b>H</b> | <b>W</b>               | <b>D</b>               | <b>H</b> | <b>W</b>               | <b>H</b> |        |        |        |        |
|   |   |             | 24.5  | 23.5                   | 36       | 19.5                   | 17                     | 18       | 18.5                   | 18       |        |        |        |        |
|   |   |             | <b>RTA 00</b>   |                        |          |                        |                        |          |                        |          |        |        |        |        |
|  <p><b>Mesh MB - Flip Seat Nesting Armchair</b><br/>                     COM Yardage: 1<br/>                     Freight Class: 250<br/>                     Product Weight (lbs.): 30<br/>                     Cubic Feet Per Carton: 13.75</p>           | Nesting chair.<br><br>Ergonomic Features:<br>M, N | <b>1899</b> | \$773   | \$811                  | \$840    | \$881                  | \$941                  | \$959    | \$1014                 | \$1110   | \$1160 | \$1252 | \$1375 | \$1529 |
|   |   |             | <b>OVERALL DIMENSIONS</b>   |                        |          | <b>SEAT DIMENSIONS</b> |                        |          | <b>BACK DIMENSIONS</b> |          |        |        |        |        |
|   |   |             | <b>W</b>  | <b>D</b>               | <b>H</b> | <b>W</b>               | <b>D</b>               | <b>H</b> | <b>W</b>               | <b>H</b> |        |        |        |        |
|   |   |             | 24.5  | 23.5                   | 36       | 19.5                   | 17                     | 18       | 18.5                   | 18       |        |        |        |        |
|   |   |             | <b>RTA 00</b>   |                        |          |                        |                        |          |                        |          |        |        |        |        |
|  <p><b>Polypropylene MB - Flip Seat Nesting Armchair</b><br/>                     COM Yardage: 1<br/>                     Freight Class: 250<br/>                     Product Weight (lbs.): 30<br/>                     Cubic Feet Per Carton: 13.75</p> | Nesting chair.<br><br>Ergonomic Features:<br>M, N | <b>1900</b> | \$773   | \$811                  | \$840    | \$881                  | \$941                  | \$959    | \$1014                 | \$1110   | \$1160 | \$1252 | \$1375 | \$1529 |
|   |   |             | <b>OVERALL DIMENSIONS</b>   |                        |          | <b>SEAT DIMENSIONS</b> |                        |          | <b>BACK DIMENSIONS</b> |          |        |        |        |        |
|   |   |             | <b>W</b>  | <b>D</b>               | <b>H</b> | <b>W</b>               | <b>D</b>               | <b>H</b> | <b>W</b>               | <b>H</b> |        |        |        |        |
|   |   |             | 24.5  | 23.5                   | 36       | 19.5                   | 17                     | 18       | 18.5                   | 18       |        |        |        |        |
|   |   |             | <b>RTA 00</b>   |                        |          |                        |                        |          |                        |          |        |        |        |        |
|  <p><b>Upholstered Back Pad</b><br/>                     COM Yardage: 1<br/>                     Freight Class: 70<br/>                     Product Weight (lbs.): 1.5<br/>                     Cubic Feet Per Carton: 1.1</p>                           |   | <b>1909</b> | \$193   | \$233                  | \$263    | \$308                  | \$371                  | \$391    | \$447                  | \$548    | \$600  | \$696  | \$826  | \$989  |
|   | <b>OVERALL DIMENSIONS</b>                         |             |   | <b>SEAT DIMENSIONS</b> |          |                        | <b>BACK DIMENSIONS</b> |          |                        |          |        |        |        |        |
|   | <b>W</b>  |             | <b>D</b>  | <b>H</b>               | <b>W</b> | <b>D</b>               | <b>H</b>               | <b>W</b> | <b>H</b>               |          |        |        |        |        |
|   | 20.5  |             | 19  | 0.38                   | 21       | 18                     | 18                     | 20       | 20.5                   |          |        |        |        |        |
|   |   |             | <b>RTA 00</b>  |                        |          |                        |                        |          |                        |          |        |        |        |        |

SAS™



**Mid Back Side Chair**  
model 8647



**Low Back Counter Stool**  
model 8648LBNS24



**Mid Back Counter Stool**  
model 8648PS24



**Mid Back Bar Stool**  
model 8648PS30

**STANDARD FEATURES**

- The Sas side chair and stools have a single, molded plywood shell of wood veneer.
- Available with two seat options: unupholstered seat and upholstered seat (P).
- Available in three heights: side chair, counter stool and bar stool.
- Sas side chair in mid back height only. Counter and bar height stools available with mid or low backs.
- Dimensions shown are for unupholstered models.
- Unupholstered side chairs can be stacked up to 4 high on the floor and up to 10 high on the available dolly. Unupholstered stools can be stacked up to 4 high on the floor only. Upholstered models cannot be stacked.
- Check textile availability prior to specifying upholstery material.



**OPTIONAL FEATURES**

Tubular frame is available in the following finishes:

- **Frame finish**  
(TBL) Black  
(TDW) Designer White  
(TTU) Tungsten  
(CHM) Chrome. **Add \$118**
- **Shell**  
(AAM) Absolute  
(BKM) Black  
(ACM) Cherry  
(EOM) English Oak  
(ECM) Espresso Cafe  
(TFM) Fruitwood  
(HGM) Gray  
(AHM) Honey  
(TMM) Mahogany  
(AVM) Maple  
(MWM) Medium Walnut  
(ASM) Night  
(NBM) Noce Biondo  
(NGM) Noce Grigio  
(NEM) Noce Leggero  
(NMM) Noce Medio  
(SKM) Shaker Cherry  
(TWM) Walnut  
(WTM) WC Cream  
(WHM) White. **Add \$108**  
(WCM) Winter Cherry  
Please Specify.

**EXAMPLE SAS ORDER CODE:**

|         |         |             |       |
|---------|---------|-------------|-------|
| 8647P   | -HD05   | -TBL        | -AAM  |
| Model # | Textile | Frame Color | Shell |

| DESCRIPTION   | FEATURES | MODEL#                    | STANDARD TEXTILE GRADES |        |          |          |          |                        |        |        |          |          |          |                        |   |  |          |          |
|---|----------|---------------------------|-------------------------|--------|----------|----------|----------|------------------------|--------|--------|----------|----------|----------|------------------------|---|--|----------|----------|
|   |          |                           | 1                       | 2      | 3        | 4        | 5        | 6                      | 7      | 8      | 9        | 10       | 11       | 12                     |   |  |          |          |
|  <p><b>Mid Back Side Chair</b><br/>COM Yardage: 0.75<br/>Freight Class: 250<br/>Product Weight (lbs.): 12<br/>Cubic Feet Per Carton: 12</p> <p>Stacks 4 high on floor.<br/>Stacks 10 high on dolly.<br/>Upholstered models do not stack.</p> |          | <b>8647</b>               | \$593                   | -      | -        | -        | -        | -                      | -      | -      | -        | -        | -        | -                      | - |  |          |          |
|   |          | <b>8647P</b>              | \$765                   | \$794  | \$813    | \$843    | \$884    | \$904                  | \$942  | \$1002 | \$1048   | \$1100   | \$1208   | \$1321                 |   |  |          |          |
|   |          | <b>OVERALL DIMENSIONS</b> |                         |        | <b>W</b> | <b>D</b> | <b>H</b> | <b>SEAT DIMENSIONS</b> |        |        | <b>W</b> | <b>D</b> | <b>H</b> | <b>BACK DIMENSIONS</b> |   |  | <b>W</b> | <b>H</b> |
|   |          | 18.75                     | 21                      | 33     | 16       | 15.5     | 18       | 16                     | 15     |        |          |          |          |                        |   |  |          |          |
|   |          |                           |                         |        |          |          |          |                        |        |        |          |          |          |                        |   |  |          |          |
|  <p><b>Mid Back Counter Stool, 24"</b><br/>COM Yardage: 0.75<br/>Freight Class: 400<br/>Product Weight (lbs.): 16<br/>Cubic Feet Per Carton: 14.5</p> <p>Stacks 4 high on floor only.<br/>Upholstered models do not stack.</p>               |          | <b>8648S24</b>            | \$816                   | -      | -        | -        | -        | -                      | -      | -      | -        | -        | -        | -                      | - |  |          |          |
|   |          | <b>8648PS24</b>           | \$1005                  | \$1031 | \$1051   | \$1078   | \$1118   | \$1135                 | \$1172 | \$1229 | \$1272   | \$1322   | \$1422   | \$1529                 |   |  |          |          |
|   |          | <b>OVERALL DIMENSIONS</b> |                         |        | <b>W</b> | <b>D</b> | <b>H</b> | <b>SEAT DIMENSIONS</b> |        |        | <b>W</b> | <b>D</b> | <b>H</b> | <b>BACK DIMENSIONS</b> |   |  | <b>W</b> | <b>H</b> |
|   |          | 19.5                      | 22                      | 39     | 16       | 15.5     | 24       | 16                     | 15     |        |          |          |          |                        |   |  |          |          |
|   |          |                           |                         |        |          |          |          |                        |        |        |          |          |          |                        |   |  |          |          |





# S SIDERO

## SIDERO



model 6901 (BLK)



model 6900 (BLK) Stacked



model 6900TL



model 6900C



model 6905



model 6903

| Models Types                   | Sidero Chairs Stacking Capability |                   |
|--------------------------------|-----------------------------------|-------------------|
|                                | Stacking on floor                 | Stacking on dolly |
| Arm Chairs without Casters     | up to 5 high                      | up to 8 high      |
| Arm Chairs with Casters        | up to 3 high                      | N/A               |
| Armless Chairs without Casters | up to 5 high                      | up to 8 high      |
| Armless Chairs with Casters    | up to 3 high                      | N/A               |
| Preschool Armless Models       | up to 4 high                      | N/A               |

### STANDARD FEATURES




- Sidero seating has a sculptured appearance, featuring wide curved arms and a round tubular steel frame, with wall safe construction.
- Sidero series includes side chairs (arms and armless), available with casters or with a sled base, counter stools and barstools.
- Arms are 2 1/8 inches wide and full length, offering support to help stabilize users as they sit in or exit chairs.
- The gently curved arms are made from incredibly strong fiberglass reinforced nylon.
- The back of the chair is compound curved to provide comfort and support in multiple seating positions. No visible back attachment hardware. Backs are attached using concealed hardware only.
- The outer back is upholstered in the same material selection as the rest of the chair.
- Chairs are "Wall Safe." Rear legs hit the baseboard first leaving clearance between the back of the chair and the wall, saving both the chair and the wall from damage.
- Legs flair out to the rear to provide additional stability.
- The rugged steel frame is made from round welded steel tubing 7/8" dia.
- Armchairs (four legged and sled base) can be joined together using ganging clamp model 5233. Armless chairs (four legged and sled base) can be joined together using ganging clamp model 6526.
- Equipped with a polypropylene seat shroud that helps stabilize chairs when stacked and avoid frame imprints on upholstered seats.
- Four legged models can be stacked. Stools and sled base models do not stack. Please note when stacking painted frame chairs, paint may scratch.
- Standard glide is a durable Black Polypropylene foot.
- Four Legged chairs with casters are standard with (C82) dual wheel carpet casters.
- Sidero beam seating consists of upper seat units (6930, 6931) including mounting brackets and all hardware necessary for attachment to beam.
- For all beam components, tables and a complete list of available upper seat units, see Beam Seating series.








# MULTI-PURPOSE





- Tablet arms are extremely rugged and meet ANSI-BIFMA testing requirements. Tablet hinges up to allow ease of egress. Tablet slides forward and back to accommodate any body size comfortably. Tablet models do not stack.
- Standard tablet (DB) size is 18"D x 14.5"W and is made of Black polymer. Tablets are attached at the left or right (as seated) Tablet arms are not available on stools. Specify (L) left or (R) right tablet. (Example: 6900TL or 6900TR).
- Check textile availability prior to specifying upholstery material.



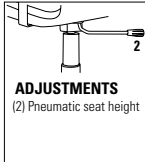


### OPTIONAL FEATURES

- Frame finish**
  - (TBL) Black
  - (TFO) Fog
  - (TIV) Cloud
  - (TLA) Latte
  - (TNE) Nevada
  - (TSH) Shadow
  - (TTU) Tungsten
  - (CHM) Chrome. Add \$44. Please Specify.
  - (TDW) Designer White
  - (TFR) Frost
  - (TKA) Kalua
  - (TMO) Mocha
  - (TOA) Toast
  - (TSN) Sand
- An optional 18.5"D x 18.5"W high pressure laminate writing tablet is available. The core is hardwood veneer plywood with radiused edge finished in clear lacquer. This writing tablet is offered in the following finishes: Black (BLK), Clear Maple (CMB), Designer White (DWT) and Noce Grigio (NGL). Please specify. Add \$64.
- Glides with felt pads (FG) are available for vinyl sheet, cork or laminate flooring, please specify. Add \$60.
- Glides with rubber pads (RG) are available for vinyl, hardwood, laminate, stone or ceramic flooring, please specify. Add \$60.
- For chairs used on hard surface floors PLEASE SPECIFY Opaque (off White) Non-Marking Glides (NM). No upcharge.
- Steel cushioned self-leveling glide is optionally available. Please specify (B), add \$34
- For hard surface flooring please Specify (C9R) with rubber covered wheels. Add \$98.
- An optional abrasion-resistant outer back fabric (polyester) is available. Resistant to impact damage. Available in Black only. Add \$23.
- Optional 1 inch additional seat foam. Please specify (3F). Add \$43.

| DESCRIPTION  | FEATURES   | MODEL#  | STANDARD TEXTILE GRADES |       |        |        |        |        |        |        |        |        |        |        |        |
|--|--|---|-------------------------|-------|--------|--------|--------|--------|--------|--------|--------|--------|--------|--------|--------|
|  |  |   | 1                       | 2     | 3      | 4      | 5      | 6      | 7      | 8      | 9      | 10     | 11     | 12     |        |
|  <p><b>Armchair</b><br/>COM Yardage: 1.25<br/>Freight Class: 250<br/>Product Weight (lbs.): 29<br/>Cubic Feet Per Carton: 13.5</p>            | <p>Stacks 5 high on floor.<br/>Stacks 8 high on dolly.<br/>Tablet models do not stack.</p> <p>Available with tablet:<br/>Specify (L) left or (R) right tablet.</p> | <p>RTA 00</p>  | 6900                    | \$588 | \$634  | \$668  | \$718  | \$795  | \$821  | \$885  | \$1010 | \$1069 | \$1182 | \$1337 | \$1531 |
|  |  |   | 6900T                   | \$923 | \$969  | \$1002 | \$1053 | \$1128 | \$1161 | \$1228 | \$1331 | \$1414 | \$1505 | \$1690 | \$1887 |
|  <p><b>Armchair w/ Casters</b><br/>COM Yardage: 1.25<br/>Freight Class: 250<br/>Product Weight (lbs.): 29<br/>Cubic Feet Per Carton: 13.5</p> | <p>Stacks 3 high on floor.<br/>Tablet models do not stack.</p> <p>Available with tablet:<br/>Specify (L) left or (R) right tablet.</p>                             | <p>RTA 00</p>   | 6900C                   | \$670 | \$716  | \$753  | \$803  | \$878  | \$905  | \$969  | \$1092 | \$1152 | \$1264 | \$1422 | \$1614 |
|  |  |   | 6900CT                  | \$984 | \$1028 | \$1058 | \$1108 | \$1177 | \$1208 | \$1271 | \$1371 | \$1446 | \$1529 | \$1705 | \$1891 |

| DESCRIPTION  | FEATURES   | MODEL#                    | STANDARD TEXTILE GRADES |          |   |          |          |                        |          |        |        |        |        |        |  |  |
|--|--|---------------------------|-------------------------|----------|---|----------|----------|------------------------|----------|--------|--------|--------|--------|--------|--|--|
|  |  |                           | 1                       | 2        | 3   | 4        | 5        | 6                      | 7        | 8      | 9      | 10     | 11     | 12     |  |  |
|  <p><b>Side Chair</b><br/>COM Yardage: 1.25<br/>Freight Class: 250<br/>Product Weight (lbs.): 26<br/>Cubic Feet Per Carton: 11.25</p>               | <p>Stacks 5 high on floor.<br/>Stacks 8 high on dolly.<br/>Tablet models do not stack.</p> <p>Available with tablet:<br/>Specify (L) left or (R) right tablet.</p> |                           | 1                       | 2        | 3   | 4        | 5        | 6                      | 7        | 8      | 9      | 10     | 11     | 12     |  |  |
|  |  | <b>6901</b>               | \$531                   | \$577    | \$611   | \$663    | \$738    | \$765                  | \$830    | \$953  | \$1012 | \$1125 | \$1282 | \$1474 |  |  |
|  |  | <b>6901T</b>              | \$854                   | \$899    | \$932   | \$981    | \$1052   | \$1087                 | \$1148   | \$1250 | \$1330 | \$1417 | \$1596 | \$1788 |  |  |
|  |  | <b>OVERALL DIMENSIONS</b> |                         |          | <b>SEAT DIMENSIONS</b>  |          |          | <b>BACK DIMENSIONS</b> |          |        |        |        |        |        |  |  |
|  |  | <b>W</b>                  | <b>D</b>                | <b>H</b> | <b>W</b>  | <b>D</b> | <b>H</b> | <b>W</b>               | <b>H</b> |        |        |        |        |        |  |  |
| 21   | 24   | 33                        | 19.5                    | 18       | 17.5  | 19       | 15.5     |                        |          |        |        |        |        |        |  |  |
|  |  |                           | <b>RTA 00</b>           |          |    |          |          |                        |          |        |        |        |        |        |  |  |
|  <p><b>Side Chair w/ Casters</b><br/>COM Yardage: 1.25<br/>Freight Class: 250<br/>Product Weight (lbs.): 26<br/>Cubic Feet Per Carton: 11.25</p>    | <p>Stacks 3 high on floor.<br/>Tablet models do not stack.</p> <p>Available with tablet:<br/>Specify (L) left or (R) right tablet.</p>                             |                           | 1                       | 2        | 3   | 4        | 5        | 6                      | 7        | 8      | 9      | 10     | 11     | 12     |  |  |
|  |  | <b>6901C</b>              | \$637                   | \$684    | \$721   | \$772    | \$846    | \$874                  | \$940    | \$1060 | \$1120 | \$1233 | \$1390 | \$1582 |  |  |
|  |  | <b>6901CT</b>             | \$974                   | \$1019   | \$1052  | \$1101   | \$1173   | \$1206                 | \$1269   | \$1371 | \$1449 | \$1537 | \$1716 | \$1908 |  |  |
|  |  | <b>OVERALL DIMENSIONS</b> |                         |          | <b>SEAT DIMENSIONS</b>  |          |          | <b>BACK DIMENSIONS</b> |          |        |        |        |        |        |  |  |
|  |  | <b>W</b>                  | <b>D</b>                | <b>H</b> | <b>W</b>  | <b>D</b> | <b>H</b> | <b>W</b>               | <b>H</b> |        |        |        |        |        |  |  |
| 21   | 24   | 33                        | 19.5                    | 18       | 17.5  | 19       | 15.5     |                        |          |        |        |        |        |        |  |  |
|  |  |                           | <b>RTA 00</b>           |          |   |          |          |                        |          |        |        |        |        |        |  |  |
|  <p><b>Armchair - Sled Base</b><br/>COM Yardage: 1.25<br/>Freight Class: 250<br/>Product Weight (lbs.): 32<br/>Cubic Feet Per Carton: 13.5</p>      | <p>Does not stack.</p> <p>Available with tablet:<br/>Specify (L) left or (R) right tablet.</p>   |                           | 1                       | 2        | 3   | 4        | 5        | 6                      | 7        | 8      | 9      | 10     | 11     | 12     |  |  |
|  |  | <b>6902</b>               | \$735                   | \$782    | \$819   | \$870    | \$944    | \$970                  | \$1034   | \$1158 | \$1218 | \$1331 | \$1487 | \$1680 |  |  |
|  |  | <b>6902T</b>              | \$1073                  | \$1120   | \$1153  | \$1205   | \$1280   | \$1314                 | \$1382   | \$1488 | \$1571 | \$1662 | \$1849 | \$2049 |  |  |
|  |  | <b>OVERALL DIMENSIONS</b> |                         |          | <b>SEAT DIMENSIONS</b>  |          |          | <b>BACK DIMENSIONS</b> |          |        |        |        |        |        |  |  |
|  |  | <b>W</b>                  | <b>D</b>                | <b>H</b> | <b>W</b>  | <b>D</b> | <b>H</b> | <b>W</b>               | <b>H</b> |        |        |        |        |        |  |  |
| 25.5   | 24   | 33                        | 19.5                    | 18       | 17.5  | 19       | 15.5     |                        |          |        |        |        |        |        |  |  |
|  |  |                           | <b>RTA 00</b>           |          |   |          |          |                        |          |        |        |        |        |        |  |  |
|  <p><b>Side Chair - Sled Base</b><br/>COM Yardage: 1.25<br/>Freight Class: 250<br/>Product Weight (lbs.): 29<br/>Cubic Feet Per Carton: 11.25</p> | <p>Does not stack.</p> <p>Available with tablet:<br/>Specify (L) left or (R) right tablet.</p>   |                           | 1                       | 2        | 3   | 4        | 5        | 6                      | 7        | 8      | 9      | 10     | 11     | 12     |  |  |
|  |  | <b>6903</b>               | \$682                   | \$729    | \$766   | \$815    | \$890    | \$917                  | \$981    | \$1104 | \$1164 | \$1276 | \$1434 | \$1627 |  |  |
|  |  | <b>6903T</b>              | \$1009                  | \$1055   | \$1087  | \$1137   | \$1210   | \$1244                 | \$1306   | \$1413 | \$1491 | \$1579 | \$1762 | \$1957 |  |  |
|  |  | <b>OVERALL DIMENSIONS</b> |                         |          | <b>SEAT DIMENSIONS</b>  |          |          | <b>BACK DIMENSIONS</b> |          |        |        |        |        |        |  |  |
|  |  | <b>W</b>                  | <b>D</b>                | <b>H</b> | <b>W</b>  | <b>D</b> | <b>H</b> | <b>W</b>               | <b>H</b> |        |        |        |        |        |  |  |
| 21   | 24   | 33                        | 19.5                    | 18       | 17.5  | 19       | 15.5     |                        |          |        |        |        |        |        |  |  |
|  |  |                           | <b>RTA 00</b>           |          |   |          |          |                        |          |        |        |        |        |        |  |  |
|  <p><b>Dolly</b><br/>COM Yardage: N/A<br/>Freight Class: 150<br/>Product Weight (lbs.): 16<br/>Cubic Feet Per Carton: 3.8</p>                     |  |                           | 1                       | 2        | 3   | 4        | 5        | 6                      | 7        | 8      | 9      | 10     | 11     | 12     |  |  |
|  |  | <b>2125WS</b>             | \$452                   | -        | -   | -        | -        | -                      | -        | -      | -      | -      | -      | -      |  |  |
|  |  | <b>OVERALL DIMENSIONS</b> |                         |          | <b>SEAT DIMENSIONS</b>  |          |          | <b>BACK DIMENSIONS</b> |          |        |        |        |        |        |  |  |
|  |  | <b>W</b>                  | <b>D</b>                | <b>H</b> | <b>W</b>  | <b>D</b> | <b>H</b> | <b>W</b>               | <b>H</b> |        |        |        |        |        |  |  |
|  |  | 23.25                     | 24.75                   | 12.25    | -   | -        | -        | -                      | -        |        |        |        |        |        |  |  |
|  |  |                           | <b>RTA 1</b>            |          |  |          |          |                        |          |        |        |        |        |        |  |  |

| DESCRIPTION  | FEATURES        | MODEL#      | STANDARD TEXTILE GRADES   |          |          |                        |          |          |                        |          |        |        |        |        |
|--|-----------------|-------------|---------------------------|----------|----------|------------------------|----------|----------|------------------------|----------|--------|--------|--------|--------|
|  |                 |             | 1                         | 2        | 3        | 4                      | 5        | 6        | 7                      | 8        | 9      | 10     | 11     | 12     |
|  <p><b>Counter Stool w/Arms</b><br/>COM Yardage: 1.25<br/>Freight Class: 300<br/>Product Weight (lbs.): 32<br/>Cubic Feet Per Carton: 17.5</p>  | Does not stack. | <b>6904</b> | \$795                     | \$843    | \$881    | \$930                  | \$1004   | \$1032   | \$1098                 | \$1221   | \$1278 | \$1393 | \$1548 | \$1743 |
|  |                 |             | <b>OVERALL DIMENSIONS</b> |          |          | <b>SEAT DIMENSIONS</b> |          |          | <b>BACK DIMENSIONS</b> |          |        |        |        |        |
|  |                 |             | <b>W</b>                  | <b>D</b> | <b>H</b> | <b>W</b>               | <b>D</b> | <b>H</b> | <b>W</b>               | <b>H</b> |        |        |        |        |
|  |                 |             | 25.5                      | 24       | 40.5     | 19.5                   | 18       | 24.5     | 19                     | 15.5     |        |        |        |        |
|  |                 |             | <b>RTA 00</b>             |          |          |                        |          |          |                        |          |        |        |        |        |
|  <p><b>Armless Counter Stool</b><br/>COM Yardage: 1.25<br/>Freight Class: 300<br/>Product Weight (lbs.): 28<br/>Cubic Feet Per Carton: 14.5</p> | Does not stack. | <b>6905</b> | \$733                     | \$779    | \$816    | \$865                  | \$941    | \$967    | \$1030                 | \$1155   | \$1215 | \$1327 | \$1484 | \$1677 |
|  |                 |             | <b>OVERALL DIMENSIONS</b> |          |          | <b>SEAT DIMENSIONS</b> |          |          | <b>BACK DIMENSIONS</b> |          |        |        |        |        |
|  |                 |             | <b>W</b>                  | <b>D</b> | <b>H</b> | <b>W</b>               | <b>D</b> | <b>H</b> | <b>W</b>               | <b>H</b> |        |        |        |        |
|  |                 |             | 21                        | 24       | 40.5     | 19.5                   | 18       | 24.5     | 19                     | 15.5     |        |        |        |        |
|  |                 |             | <b>RTA 00</b>             |          |          |                        |          |          |                        |          |        |        |        |        |
|  <p><b>Barstool w/Arms</b><br/>COM Yardage: 1.25<br/>Freight Class: 300<br/>Product Weight (lbs.): 34<br/>Cubic Feet Per Carton: 20</p>        | Does not stack. | <b>6906</b> | \$831                     | \$879    | \$917    | \$966                  | \$1040   | \$1068   | \$1134                 | \$1257   | \$1314 | \$1429 | \$1584 | \$1779 |
|  |                 |             | <b>OVERALL DIMENSIONS</b> |          |          | <b>SEAT DIMENSIONS</b> |          |          | <b>BACK DIMENSIONS</b> |          |        |        |        |        |
|  |                 |             | <b>W</b>                  | <b>D</b> | <b>H</b> | <b>W</b>               | <b>D</b> | <b>H</b> | <b>W</b>               | <b>H</b> |        |        |        |        |
|  |                 |             | 25.5                      | 24       | 44.5     | 19.5                   | 18       | 28.5     | 19                     | 15.5     |        |        |        |        |
|  |                 |             | <b>RTA 00</b>             |          |          |                        |          |          |                        |          |        |        |        |        |
|  <p><b>Armless Barstool</b><br/>COM Yardage: 1.25<br/>Freight Class: 300<br/>Product Weight (lbs.): 30<br/>Cubic Feet Per Carton: 15.75</p>   | Does not stack. | <b>6907</b> | \$750                     | \$796    | \$833    | \$883                  | \$958    | \$985    | \$1049                 | \$1172   | \$1232 | \$1344 | \$1502 | \$1695 |
|  |                 |             | <b>OVERALL DIMENSIONS</b> |          |          | <b>SEAT DIMENSIONS</b> |          |          | <b>BACK DIMENSIONS</b> |          |        |        |        |        |
|  |                 |             | <b>W</b>                  | <b>D</b> | <b>H</b> | <b>W</b>               | <b>D</b> | <b>H</b> | <b>W</b>               | <b>H</b> |        |        |        |        |
|  |                 |             | 21                        | 24       | 44.5     | 19.5                   | 18       | 28.5     | 19                     | 15.5     |        |        |        |        |
|  |                 |             | <b>RTA 00</b>             |          |          |                        |          |          |                        |          |        |        |        |        |

| DESCRIPTION  | FEATURES   | MODEL#                    | STANDARD TEXTILE GRADES |          |                        |          |          |                        |          |        |        |        |        |        |  |
|--|--|---------------------------|-------------------------|----------|------------------------|----------|----------|------------------------|----------|--------|--------|--------|--------|--------|--|
|  |  |                           | 1                       | 2        | 3                      | 4        | 5        | 6                      | 7        | 8      | 9      | 10     | 11     | 12     |  |
|  <p><b>Armless Chair - 13" High Seat</b><br/>                     COM Yardage: 1<br/>                     Freight Class: 250<br/>                     Product Weight (lbs.): 15<br/>                     Cubic Feet Per Carton: 4.1</p> | <p>Stack up to 4 high on floor.<br/>                     For Preschool to Grade 2.</p>   | <b>6909</b>               | \$476                   | \$516    | \$543                  | \$586    | \$644    | \$663                  | \$717    | \$815  | \$864  | \$955  | \$1079 | \$1232 |  |
|  |  | <b>OVERALL DIMENSIONS</b> |                         |          | <b>SEAT DIMENSIONS</b> |          |          | <b>BACK DIMENSIONS</b> |          |        |        |        |        |        |  |
|  |  | <b>W</b>                  | <b>D</b>                | <b>H</b> | <b>W</b>               | <b>D</b> | <b>H</b> | <b>W</b>               | <b>H</b> |        |        |        |        |        |  |
|  |  | 15.5                      | 15.5                    | 24       | 14                     | 10       | 13       | 13.5                   | 11       |        |        |        |        |        |  |
|  |  | <b>RTA 00</b>             |                         |          |                        |          |          |                        |          |        |        |        |        |        |  |
|  <p><b>Armless Task</b><br/>                     COM Yardage: 1.25<br/>                     Freight Class: 250<br/>                     Product Weight (lbs.): 25<br/>                     Cubic Feet Per Carton: 15.5</p>              |  <p><b>ADJUSTMENTS</b><br/>                     (2) Pneumatic seat height</p> <p>Upholstered seat &amp; back.<br/>                     Ergonomic features: C, M, N</p> <p>Available with tablet:<br/>                     Specify (L) left or (R) right tablet.</p> | <b>6915</b>               | \$957                   | \$1004   | \$1040                 | \$1090   | \$1164   | \$1199                 | \$1269   | \$1373 | \$1458 | \$1548 | \$1737 | \$1937 |  |
|  |  | <b>6915T</b>              | \$1296                  | \$1343   | \$1379                 | \$1429   | \$1503   | \$1538                 | \$1608   | \$1712 | \$1798 | \$1887 | \$2076 | \$2276 |  |
|  |  | <b>OVERALL DIMENSIONS</b> |                         |          | <b>SEAT DIMENSIONS</b> |          |          | <b>BACK DIMENSIONS</b> |          |        |        |        |        |        |  |
|  |  | <b>W</b>                  | <b>D</b>                | <b>H</b> | <b>W</b>               | <b>D</b> | <b>H</b> | <b>W</b>               | <b>H</b> |        |        |        |        |        |  |
|  |  | 21                        | 29                      | 35       | 19.5                   | 18       | 16-21    | 19                     | 15.5     |        |        |        |        |        |  |
| <b>RTA 00</b> 1 per carton   |  |                           |                         |          |                        |          |          |                        |          |        |        |        |        |        |  |
|  <p><b>Seat Unit w/Arms</b><br/>                     COM Yardage: 1.25<br/>                     Freight Class: 300<br/>                     Product Weight (lbs.): 20<br/>                     Cubic Feet Per Carton: 9.75</p>          | <p>Upholstered Seat and Back.<br/>                     Use with beam.</p>  | <b>6930</b>               | \$729                   | \$779    | \$818                  | \$875    | \$954    | \$992                  | \$1065   | \$1181 | \$1271 | \$1370 | \$1575 | \$1790 |  |
|  |  | <b>OVERALL DIMENSIONS</b> |                         |          | <b>SEAT DIMENSIONS</b> |          |          | <b>BACK DIMENSIONS</b> |          |        |        |        |        |        |  |
|  |  | <b>W</b>                  | <b>D</b>                | <b>H</b> | <b>W</b>               | <b>D</b> | <b>H</b> | <b>W</b>               | <b>H</b> |        |        |        |        |        |  |
|  |  | 25.5                      | 23.5                    | 19       | 19.5                   | 18       | -        | 19                     | 15.5     |        |        |        |        |        |  |
|  |  | <b>RTA 00</b>             |                         |          |                        |          |          |                        |          |        |        |        |        |        |  |
|  <p><b>Armless Seat Unit</b><br/>                     COM Yardage: 1.25<br/>                     Freight Class: 300<br/>                     Product Weight (lbs.): 18<br/>                     Cubic Feet Per Carton: 9.75</p>       | <p>Upholstered Seat and Back.<br/>                     Use with beam.</p>  | <b>6931</b>               | 668                     | \$718    | \$757                  | \$814    | \$893    | \$931                  | \$1004   | \$1120 | \$1210 | \$1309 | \$1514 | \$1729 |  |
|  |  | <b>OVERALL DIMENSIONS</b> |                         |          | <b>SEAT DIMENSIONS</b> |          |          | <b>BACK DIMENSIONS</b> |          |        |        |        |        |        |  |
|  |  | <b>W</b>                  | <b>D</b>                | <b>H</b> | <b>W</b>               | <b>D</b> | <b>H</b> | <b>W</b>               | <b>H</b> |        |        |        |        |        |  |
|  |  | 21                        | 23.5                    | 19       | 19.5                   | 18       | -        | 19                     | 15.5     |        |        |        |        |        |  |
|  |  | <b>RTA 00</b>             |                         |          |                        |          |          |                        |          |        |        |        |        |        |  |

SONIC™



model 6514MB



model 6515



model 6511TR



model 6524TR



Model 6538



model 6537PB

STANDARD FEATURES

- Sonic multi-purpose series includes: four-leg, sled base, 5 star base task, and fixed pedestal base and beam seating in addition to bar, counter and height adjustable stools.
- Four-legged/freestanding models are standard with a straight leg or with a "WS" wall saver frame and durable polypropylene glides.
- WS models have a wall saver frame design; the base touches the wall before the upper back to protect the wall from damage.
- Four-legged/freestanding chairs are available with painted or chrome legs.
- Models are available with or without arms. Arms available in Black only.
- Freestanding models are stackable up to 5 high on floor and 10 high on dolly 6517WS. **Caster models do not stack.**
- Tablet arms are available on all seated height base types (not available on stools).
- Tablet arms are extremely rugged and meet ANSI-BIFMA testing requirements. Tablet hinges up to allow ease of egress. Tablet slides forward and back to accommodate any body size comfortably. Tablet models do not stack.
- Standard tablet (**D8**) size is 18" d x 14 1/2" w and is made of black polymer. Tablets are attached at the left or right (as seated). Please specify.
- Sonic beam seating consists of upper seat units (models 6501, 6502, 6503, 6504, 6505, and 6506) including mounting brackets and all hardware necessary for attachment to beam
- For all beam components, tables and a complete list of available upper seat units, see Beam Seating series.
- Task chairs and height adjustable stools have a five star, reinforced, black nylon base.
- All Sonic models with casters have black, dual-wheel casters. Select caster based on flooring type.
- Pedestal base models provide fixed location seating for use in auditoriums, classrooms, jury boxes, public venues and more. The base must be mounted to the floor (mounting hardware not included). See Pedestal Base Installation Guide for details.
- Upholstery inserts are simple to replace for ease of on-site long term maintenance.
- Mesh back (MB) models are available in Black mesh only.
- **Specifications and pricing are for 1 chair.**
- Check textile availability prior to specifying upholstery material.

OPTIONAL FEATURES

- Polypropylene seats, backs and coordinating arms are available in 14 designer colors. Choose from Buzz Blue (**BZB**), Cactus (**CCT**), Carrot (**CRO**), Cloud (**IVC**), Dijon (**DJN**), Eggplant (**EGP**), Fog (**FOG**), Frost (**FRO**), Ink (**INK**), Latte (**LAB**), Night (**BLK**), Sand (**SND**), Scarlet (**SAR**), and Shadow (**SHW**).
- An optional 18.5"D x 18.5"W high pressure laminate writing tablet is available. The core is hardwood veneer plywood with radiused edge finished in clear lacquer. This writing tablet is offered in the following finishes: Black (**BLK**), Clear Maple (**CMB**), Designer White (**DWT**) and Noce Grigio (**NGL**). Please specify. Add \$64.
- Frame finishes are available in Chrome (**CHM**), Black (**TBL**), Buzz Blue (**TBZ**), Cactus (**TCC**), Carrot (**TCR**), Dijon (**TDJ**), Designer White (**TDW**), Eggplant (**TEG**), Fog (**TFO**), Frost (**TFR**), Ink (**TIN**), Cloud (**TIV**), Kalua (**TKA**), Latte (**TLA**), Mocha (**TMO**), Nevada (**TNE**), Toast (**TOA**), Shadow (**TSH**), Sand (**TSN**), Scarlet (**TSR**) and Tungsten (**TTU**). Please specify
- For four-legged chairs with casters, specify (**C1**) 2" carpet casters, no upcharge, (**C9R**) 2-1/2" hard surface flooring casters, add \$58, (**C15**) 2" manual locking casters, add \$95 or (**C14R**) 2" auto-locking, rubber caster, add \$253.
- For five-star base models, specify (**C65**) 2" carpet casters or (**C65R**) 2" hard surface flooring casters.
- For sled base models, select (**GLD**) black, non-marking glides or (**NM**) opaque, offwhite, non-marking glides for hard surfaces.
- For four-legged chairs without casters, optional steel cushioned glides (**B**) are available. Please specify and add \$34. Glides with felt pads (**FG**) are available for vinyl sheet, cork or laminate flooring, please specify. Add \$60. Glides with rubber pads (**RG**) are available for vinyl, hardwood, laminate, stone or ceramic flooring, please specify. Add \$60.
- Pedestal base models have black metal base with 2" height adjust cylinders. Specify (**SCC**) swivel, auto return to max height (no upcharge); (**SN**) non-swivel, auto return to max height (Add \$21); or, (**SC**) swivel, self-centering and return to max height (add \$33).

DESCRIPTION FEATURES MODEL# STANDARD TEXTILE GRADES

| MODEL# | STANDARD TEXTILE GRADES |   |   |   |   |   |   |   |   |    |    |    |
|--------|-------------------------|---|---|---|---|---|---|---|---|----|----|----|
|        | 1                       | 2 | 3 | 4 | 5 | 6 | 7 | 8 | 9 | 10 | 11 | 12 |
| 6500BR | \$236                   | - | - | - | - | - | - | - | - | -  | -  | -  |

OVERALL DIMENSIONS SEAT DIMENSIONS BACK DIMENSIONS
















| W     | D     | H | SEAT DIMENSIONS |   |   | BACK DIMENSIONS |   |
|-------|-------|---|-----------------|---|---|-----------------|---|
|       |       |   | W               | D | H | W               | H |
| 19.25 | 14.75 | 6 | -               | - | - | -               | - |


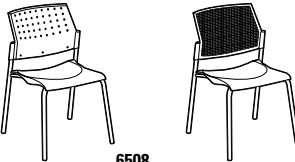

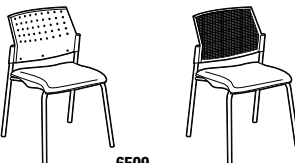











**Book Rack**  
 COM Yardage: N/A  
 Freight Class: 250  
 Product Weight (lbs.): 5  
 Cubic Feet Per Carton: 1.40 (1 per carton)

Use with Tablet models.





| DESCRIPTION  | FEATURES   | MODEL#  | STANDARD TEXTILE GRADES   |          |                        |          |          |                        |          |       |       |       |        |        |
|--|--|---|---|----------|------------------------|----------|----------|------------------------|----------|-------|-------|-------|--------|--------|
|  |  |   | 1   | 2        | 3                      | 4        | 5        | 6                      | 7        | 8     | 9     | 10    | 11     | 12     |
|  <p><b>Armless Seat Unit</b><br/>COM Yardage: N/A<br/>Freight Class: 250<br/>Product Weight (lbs.): 12<br/>Cubic Feet Per Carton: 3.25 (2 per carton)</p>   | Polypropylene Seat and Back.<br>Use with Beam.             | 6501  | \$441   | -        | -                      | -        | -        | -                      | -        | -     | -     | -     | -      | -      |
|  |  | <b>OVERALL DIMENSIONS</b>   |   |          | <b>SEAT DIMENSIONS</b> |          |          | <b>BACK DIMENSIONS</b> |          |       |       |       |        |        |
|  |  | <b>W</b>  | <b>D</b>  | <b>H</b> | <b>W</b>               | <b>D</b> | <b>H</b> | <b>W</b>               | <b>H</b> |       |       |       |        |        |
|  |  | 20  | 21.5  | 17       | 17                     | 16       | -        | 17                     | 15       |       |       |       |        |        |
|  |  |    |    |          |                        |          |          |                        |          |       |       |       |        |        |
|  <p><b>Armless Seat Unit</b><br/>COM Yardage: 0.75<br/>Freight Class: 250<br/>Product Weight (lbs.): 12<br/>Cubic Feet Per Carton: 3.25 (2 per carton)</p>  | Upholstered Seat and Polypropylene Back.<br>Use with Beam. | 6502  | \$497   | \$528    | \$547                  | \$581    | \$629    | \$643                  | \$685    | \$762 | \$800 | \$871 | \$969  | \$1093 |
|  |  | <b>OVERALL DIMENSIONS</b>   |   |          | <b>SEAT DIMENSIONS</b> |          |          | <b>BACK DIMENSIONS</b> |          |       |       |       |        |        |
|  |  | <b>W</b>  | <b>D</b>  | <b>H</b> | <b>W</b>               | <b>D</b> | <b>H</b> | <b>W</b>               | <b>H</b> |       |       |       |        |        |
|  |  | 20  | 22  | 17       | 17                     | 16       | -        | 17                     | 15       |       |       |       |        |        |
|  |  |    |    |          |                        |          |          |                        |          |       |       |       |        |        |
|  <p><b>Armless Seat Unit</b><br/>COM Yardage: 0.75<br/>Freight Class: 150<br/>Product Weight (lbs.): 13<br/>Cubic Feet Per Carton: 3.25 (2 per carton)</p> | Upholstered Seat and Back.<br>Use with Beam.               | 6503  | \$550   | \$579    | \$600                  | \$634    | \$680    | \$697                  | \$736    | \$815 | \$853 | \$924 | \$1024 | \$1144 |
|  |  | <b>OVERALL DIMENSIONS</b>   |   |          | <b>SEAT DIMENSIONS</b> |          |          | <b>BACK DIMENSIONS</b> |          |       |       |       |        |        |
|  |  | <b>W</b>  | <b>D</b>  | <b>H</b> | <b>W</b>               | <b>D</b> | <b>H</b> | <b>W</b>               | <b>H</b> |       |       |       |        |        |
|  |  | 20  | 22  | 17       | 17                     | 15.5     | -        | 17                     | 15       |       |       |       |        |        |
|  |  |  |  |          |                        |          |          |                        |          |       |       |       |        |        |
|  <p><b>Seat Unit w/Arms</b><br/>COM Yardage: N/A<br/>Freight Class: 150<br/>Product Weight (lbs.): 13<br/>Cubic Feet Per Carton: 3.25 (2 per carton)</p>  | Polypropylene Seat and Back.<br>Use with Beam.             | 6504  | \$519   | -        | -                      | -        | -        | -                      | -        | -     | -     | -     | -      |        |
|  |  | <b>OVERALL DIMENSIONS</b>   |   |          | <b>SEAT DIMENSIONS</b> |          |          | <b>BACK DIMENSIONS</b> |          |       |       |       |        |        |
|  |  | <b>W</b>  | <b>D</b>  | <b>H</b> | <b>W</b>               | <b>D</b> | <b>H</b> | <b>W</b>               | <b>H</b> |       |       |       |        |        |
|  |  | 23  | 21.5  | 17       | 17                     | 16       | -        | 17                     | 15       |       |       |       |        |        |
|  |  |  |  |          |                        |          |          |                        |          |       |       |       |        |        |
|  <p><b>Seat Unit w/Arms</b><br/>COM Yardage: 0.75<br/>Freight Class: 22<br/>Product Weight (lbs.): 13<br/>Cubic Feet Per Carton: 3.25 (2 per carton)</p>  | Upholstered Seat and Polypropylene Back.<br>Use with Beam. | 6505  | \$576   | \$603    | \$626                  | \$659    | \$706    | \$721                  | \$763    | \$839 | \$877 | \$949 | \$1048 | \$1170 |
|  |  | <b>OVERALL DIMENSIONS</b>   |   |          | <b>SEAT DIMENSIONS</b> |          |          | <b>BACK DIMENSIONS</b> |          |       |       |       |        |        |
|  |  | <b>W</b>  | <b>D</b>  | <b>H</b> | <b>W</b>               | <b>D</b> | <b>H</b> | <b>W</b>               | <b>H</b> |       |       |       |        |        |
|  |  | 23  | 22  | 17       | 17                     | 16       | -        | 17                     | 15       |       |       |       |        |        |
|  |  |  |  |          |                        |          |          |                        |          |       |       |       |        |        |


| DESCRIPTION   | FEATURES  | MODEL#                    | STANDARD TEXTILE GRADES |          |                        |                        |          |                        |          |        |        |        |        |        |
|---|---|---------------------------|-------------------------|----------|------------------------|------------------------|----------|------------------------|----------|--------|--------|--------|--------|--------|
|   |   |                           | 1                       | 2        | 3                      | 4                      | 5        | 6                      | 7        | 8      | 9      | 10     | 11     | 12     |
|  <p><b>Seat Unit w/Arms</b><br/>COM Yardage: 0.75<br/>Freight Class: 150<br/>Product Weight (lbs.): 14<br/>Cubic Feet Per Carton: 3.25 (2 per carton)</p>  | Upholstered Seat and Back<br>Use with Beam.   | 6506                      | \$629                   | \$660    | \$681                  | \$715                  | \$761    | \$777                  | \$817    | \$895  | \$934  | \$1005 | \$1105 | \$1225 |
|   |   | <b>OVERALL DIMENSIONS</b> |                         |          | <b>SEAT DIMENSIONS</b> |                        |          | <b>BACK DIMENSIONS</b> |          |        |        |        |        |        |
|   |   | <b>W</b>                  | <b>D</b>                | <b>H</b> | <b>W</b>               | <b>D</b>               | <b>H</b> | <b>W</b>               | <b>H</b> |        |        |        |        |        |
|   |   | 23                        | 22                      | 17       | 17                     | 16                     | -        | 17                     | 15       |        |        |        |        |        |
|   |   | RTA 00                    |                         | UPS      |                        |                        |          |                        |          |        |        |        |        |        |
|  <p><b>6508</b>      <b>6508MB (Mesh back)</b></p> <p><b>Armless Chair</b><br/>COM Yardage: N/A<br/>Freight Class: 250<br/>Product Weight (lbs.): 10<br/>Cubic Feet Per Carton: 13.5 (2 per carton)</p>                  | Polypropylene Seat.<br>Stacks 5 high on floor.<br>Stacks 10 high on dolly.  | 6508                      | \$331                   | -        | -                      | -                      | -        | -                      | -        | -      | -      | -      | -      | -      |
|   |   | 6508WS                    | \$363                   | -        | -                      | -                      | -        | -                      | -        | -      | -      | -      | -      | -      |
|   |   | 6508MB                    | \$396                   | -        | -                      | -                      | -        | -                      | -        | -      | -      | -      | -      | -      |
|   |   | 6508WSMB                  | \$427                   | -        | -                      | -                      | -        | -                      | -        | -      | -      | -      | -      | -      |
| <b>OVERALL DIMENSIONS</b>   |   |                           | <b>SEAT DIMENSIONS</b>  |          |                        | <b>BACK DIMENSIONS</b> |          |                        |          |        |        |        |        |        |
| <b>W</b>  | <b>D</b>  | <b>H</b>                  | <b>W</b>                | <b>D</b> | <b>H</b>               | <b>W</b>               | <b>H</b> |                        |          |        |        |        |        |        |
| 21.5  | 21.5  | 33                        | 17                      | 16       | 18                     | 17                     | 15       |                        |          |        |        |        |        |        |
|   |   | RTA 00                    |                         |          |                        |                        |          |                        |          |        |        |        |        |        |
|  <p><b>6508TR</b>      <b>6508TRMB (Mesh back)</b></p> <p><b>Armless Chair w/Tablet</b><br/>COM Yardage: N/A<br/>Freight Class: 250<br/>Product Weight (lbs.): 26<br/>Cubic Feet Per Carton: 14.25 (1 per carton)</p>   | Polypropylene Seat. Does not stack.<br><b>Must specify (L) Left or (R) Right Tablet (Example: 6508TL or 6508TR)</b> | 6508T                     | \$660                   | -        | -                      | -                      | -        | -                      | -        | -      | -      | -      | -      |        |
|   |   | 6508TWS                   | \$695                   | -        | -                      | -                      | -        | -                      | -        | -      | -      | -      | -      |        |
|   |   | 6508TMB                   | \$722                   | -        | -                      | -                      | -        | -                      | -        | -      | -      | -      | -      |        |
|   |   | 6508TWSMB                 | \$754                   | -        | -                      | -                      | -        | -                      | -        | -      | -      | -      | -      |        |
| <b>OVERALL DIMENSIONS</b>   |   |                           | <b>SEAT DIMENSIONS</b>  |          |                        | <b>BACK DIMENSIONS</b> |          |                        |          |        |        |        |        |        |
| <b>W</b>  | <b>D</b>  | <b>H</b>                  | <b>W</b>                | <b>D</b> | <b>H</b>               | <b>W</b>               | <b>H</b> |                        |          |        |        |        |        |        |
| 24.75   | 26.5  | 32.5                      | 17                      | 16       | 18                     | 17                     | 15       |                        |          |        |        |        |        |        |
|   |   | RTA 00                    |                         |          |                        |                        |          |                        |          |        |        |        |        |        |
|  <p><b>6509</b>      <b>6509MB (Mesh Back)</b></p> <p><b>Armless Chair</b><br/>COM Yardage: 0.75<br/>Freight Class: 300<br/>Product Weight (lbs.): 10<br/>Cubic Feet Per Carton: 13.5 (2 per carton)</p>               | Upholstered Seat.<br>Stacks 5 high on floor.<br>Stacks 10 high on dolly.  | 6509                      | \$382                   | \$413    | \$432                  | \$468                  | \$511    | \$529                  | \$569    | \$647  | \$681  | \$753  | \$846  | \$969  |
|   |   | 6509MB                    | \$445                   | \$476    | \$495                  | \$531                  | \$574    | \$592                  | \$632    | \$710  | \$744  | \$816  | \$917  | \$1039 |
|   |   | 6509WS                    | \$445                   | \$472    | \$493                  | \$529                  | \$573    | \$588                  | \$629    | \$705  | \$740  | \$811  | \$907  | \$1030 |
|   |   | 6509WSMB                  | \$482                   | \$515    | \$534                  | \$568                  | \$615    | \$629                  | \$671    | \$748  | \$786  | \$858  | \$957  | \$1078 |
| <b>OVERALL DIMENSIONS</b>   |   |                           | <b>SEAT DIMENSIONS</b>  |          |                        | <b>BACK DIMENSIONS</b> |          |                        |          |        |        |        |        |        |
| <b>W</b>  | <b>D</b>  | <b>H</b>                  | <b>W</b>                | <b>D</b> | <b>H</b>               | <b>W</b>               | <b>H</b> |                        |          |        |        |        |        |        |
| 21.5  | 22  | 33                        | 17                      | 16       | 18.5                   | 17                     | 15       |                        |          |        |        |        |        |        |
|   |   | RTA 00                    |                         |          |                        |                        |          |                        |          |        |        |        |        |        |
|  <p><b>6509TR</b>      <b>6509TRMB (Mesh back)</b></p> <p><b>Armless Chair w/Tablet</b><br/>COM Yardage: 0.75<br/>Freight Class: 250<br/>Product Weight (lbs.): 28<br/>Cubic Feet Per Carton: 14.25 (1 per carton)</p> | Upholstered Seat. Does not stack.<br><b>Must specify (L) Left or (R) Right Tablet (Example: 6509TL or 6509TR)</b>   | 6509T                     | \$706                   | \$740    | \$764                  | \$798                  | \$848    | \$865                  | \$911    | \$993  | \$1033 | \$1110 | \$1213 | \$1344 |
|   |   | 6509TWS                   | \$739                   | \$773    | \$797                  | \$831                  | \$881    | \$898                  | \$944    | \$1026 | \$1066 | \$1143 | \$1246 | \$1377 |
|   |   | 6509TMB                   | \$765                   | \$799    | \$823                  | \$857                  | \$907    | \$924                  | \$970    | \$1052 | \$1092 | \$1169 | \$1272 | \$1403 |
|   |   | 6509TWSMB                 | \$799                   | \$833    | \$857                  | \$891                  | \$941    | \$958                  | \$1004   | \$1086 | \$1126 | \$1203 | \$1306 | \$1437 |
| <b>OVERALL DIMENSIONS</b>   |   |                           | <b>SEAT DIMENSIONS</b>  |          |                        | <b>BACK DIMENSIONS</b> |          |                        |          |        |        |        |        |        |
| <b>W</b>  | <b>D</b>  | <b>H</b>                  | <b>W</b>                | <b>D</b> | <b>H</b>               | <b>W</b>               | <b>H</b> |                        |          |        |        |        |        |        |
| 24.75   | 26.5  | 32.5                      | 17                      | 16       | 18.5                   | 17                     | 15       |                        |          |        |        |        |        |        |
|   |   | RTA 00                    |                         |          |                        |                        |          |                        |          |        |        |        |        |        |


| DESCRIPTION  | FEATURES  | MODEL#   | STANDARD TEXTILE GRADES   |          |          |                        |          |          |                        |          |   |    |    |    |
|--|---|--|---------------------------|----------|----------|------------------------|----------|----------|------------------------|----------|---|----|----|----|
|  |   |  | 1                         | 2        | 3        | 4                      | 5        | 6        | 7                      | 8        | 9 | 10 | 11 | 12 |
|  <p><b>6511</b></p> <p><b>Armless Chair</b><br/>COM Yardage: 0.75<br/>Freight Class: 300<br/>Product Weight (lbs.): 11<br/>Cubic Feet Per Carton: 13.5 (2 per carton)</p>             | <p>Upholstered Seat and Back.<br/>Stacks 5 high on floor.<br/>Stacks 10 high on dolly.</p>  | <p><b>6511</b> \$428 \$459 \$482 \$514 \$558 \$575 \$614 \$691 \$725 \$800 \$894 \$1014<br/> <b>6511WS</b> \$459 \$492 \$513 \$545 \$589 \$606 \$645 \$723 \$758 \$827 \$925 \$1046</p>  | <b>OVERALL DIMENSIONS</b> |          |          | <b>SEAT DIMENSIONS</b> |          |          | <b>BACK DIMENSIONS</b> |          |   |    |    |    |
|  |   |  | <b>W</b>                  | <b>D</b> | <b>H</b> | <b>W</b>               | <b>D</b> | <b>H</b> | <b>W</b>               | <b>H</b> |   |    |    |    |
|  |   |  | 21.5                      | 21.5     | 32       | 17                     | 16       | 18.5     | 17                     | 15       |   |    |    |    |
|  |   |  | <b>RTA 00</b>             |          |          |                        |          |          |                        |          |   |    |    |    |
|  <p><b>6511TR</b></p> <p><b>Armless Chair w/Tablet</b><br/>COM Yardage: 0.75<br/>Freight Class: 250<br/>Product Weight (lbs.): 28<br/>Cubic Feet Per Carton: 14.25 (1 per carton)</p> | <p>Upholstered Seat &amp; Back. Does not stack.<br/><b>Must specify (L) Left or (R) Right Tablet</b><br/><b>(Example: 6511TL or 6511TR)</b></p> | <p><b>6511T</b> \$760 \$794 \$818 \$852 \$902 \$919 \$965 \$1047 \$1087 \$1164 \$1267 \$1398<br/> <b>6511TWS</b> \$794 \$828 \$852 \$886 \$936 \$953 \$999 \$1081 \$1121 \$1198 \$1301 \$1432</p>  | <b>OVERALL DIMENSIONS</b> |          |          | <b>SEAT DIMENSIONS</b> |          |          | <b>BACK DIMENSIONS</b> |          |   |    |    |    |
|  |   |  | <b>W</b>                  | <b>D</b> | <b>H</b> | <b>W</b>               | <b>D</b> | <b>H</b> | <b>W</b>               | <b>H</b> |   |    |    |    |
|  |   |  | 24.75                     | 26.5     | 32.5     | 17                     | 16       | 18.5     | 17                     | 15       |   |    |    |    |
|  |   |  | <b>RTA 00</b>             |          |          |                        |          |          |                        |          |   |    |    |    |
|  <p><b>6513</b></p>  |  <p><b>6513MB (Mesh Back)</b></p>                             | <p><b>6513</b> \$403 - - - - - - - - - -<br/> <b>6513WS</b> \$445 - - - - - - - - - -<br/> <b>6513MB</b> \$466 - - - - - - - - - -<br/> <b>6513WSMB</b> \$508 - - - - - - - - - -</p>  | <b>OVERALL DIMENSIONS</b> |          |          | <b>SEAT DIMENSIONS</b> |          |          | <b>BACK DIMENSIONS</b> |          |   |    |    |    |
|  |   |  | <b>W</b>                  | <b>D</b> | <b>H</b> | <b>W</b>               | <b>D</b> | <b>H</b> | <b>W</b>               | <b>H</b> |   |    |    |    |
|  |   |  | 23                        | 21.5     | 33       | 17                     | 16       | 18       | 17                     | 15       |   |    |    |    |
|  |   |  | <b>RTA 00</b>             |          |          |                        |          |          |                        |          |   |    |    |    |
|  <p><b>6513TR</b></p>   |  <p><b>6513TRMB (Mesh back)</b></p>                          | <p><b>6513T</b> \$738 - - - - - - - - - -<br/> <b>6513TWS</b> \$774 - - - - - - - - - -<br/> <b>6513TMB</b> \$749 - - - - - - - - - -<br/> <b>6513TWSMB</b> \$781 - - - - - - - - - -</p>  | <b>OVERALL DIMENSIONS</b> |          |          | <b>SEAT DIMENSIONS</b> |          |          | <b>BACK DIMENSIONS</b> |          |   |    |    |    |
|  |   |  | <b>W</b>                  | <b>D</b> | <b>H</b> | <b>W</b>               | <b>D</b> | <b>H</b> | <b>W</b>               | <b>H</b> |   |    |    |    |
|  |   |  | 25                        | 26.5     | 32.5     | 17                     | 16       | 18       | 17                     | 15       |   |    |    |    |
|  |   |  | <b>RTA 00</b>             |          |          |                        |          |          |                        |          |   |    |    |    |
|  <p><b>6514</b></p>   |  <p><b>6514MB (Mesh Back)</b></p>                            | <p><b>6514</b> \$451 \$480 \$501 \$535 \$580 \$594 \$636 \$713 \$747 \$818 \$914 \$1036<br/> <b>6514WS</b> \$483 \$512 \$533 \$567 \$611 \$626 \$667 \$743 \$779 \$850 \$946 \$1068<br/> <b>6514MB</b> \$518 \$552 \$572 \$606 \$653 \$668 \$711 \$785 \$823 \$894 \$993 \$1115<br/> <b>6514WSMB</b> \$560 \$576 \$596 \$629 \$678 \$692 \$732 \$813 \$849 \$920 \$1017 \$1142</p> | <b>OVERALL DIMENSIONS</b> |          |          | <b>SEAT DIMENSIONS</b> |          |          | <b>BACK DIMENSIONS</b> |          |   |    |    |    |
|  |   |  | <b>W</b>                  | <b>D</b> | <b>H</b> | <b>W</b>               | <b>D</b> | <b>H</b> | <b>W</b>               | <b>H</b> |   |    |    |    |
|  |   |  | 23                        | 22       | 33       | 17                     | 16       | 18.5     | 17                     | 15       |   |    |    |    |
|  |   |  | <b>RTA 00</b>             |          |          |                        |          |          |                        |          |   |    |    |    |

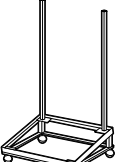







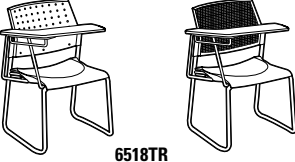
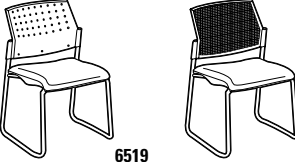



| DESCRIPTION  | FEATURES  | MODEL#  | STANDARD TEXTILE GRADES   |       |       |                 |       |       |                 |        |        |        |        |        |        |
|--|---|---------|---|-------|-------|-----------------|-------|-------|-----------------|--------|--------|--------|--------|--------|--------|
|  |   |         | 1   | 2     | 3     | 4               | 5     | 6     | 7               | 8      | 9      | 10     | 11     | 12     |        |
| <br>6514TR  | <br>6514TRMB (Mesh back) | 6514T   | \$788   | \$822 | \$846 | \$880           | \$930 | \$947 | \$993           | \$1075 | \$1115 | \$1192 | \$1295 | \$1426 |        |
|  |   | 6514TWS | \$820   | \$854 | \$878 | \$912           | \$962 | \$979 | \$1025          | \$1107 | \$1147 | \$1224 | \$1327 | \$1458 |        |
|  |   |         | 6514TMB   | \$790 | \$824 | \$848           | \$882 | \$932 | \$949           | \$995  | \$1077 | \$1117 | \$1194 | \$1297 | \$1428 |
|  |   |         | 6514TWSMB   | \$821 | \$855 | \$879           | \$913 | \$963 | \$980           | \$1026 | \$1108 | \$1148 | \$1225 | \$1328 | \$1459 |
|  |   |         | OVERALL DIMENSIONS  |       |       | SEAT DIMENSIONS |       |       | BACK DIMENSIONS |        |        |        |        |        |        |
|  |   |         | W   | D     | H     | W               | D     | H     | W               | H      |        |        |        |        |        |
|  |   |         | 25  | 26.5  | 32.5  | 17              | 16    | 18.5  | 17              | 15     |        |        |        |        |        |
| <p><b>Armchair w/Tablet</b><br/>COM Yardage: 0.75<br/>Freight Class: 250<br/>Product Weight (lbs.): 29<br/>Cubic Feet Per Carton: 14.25 (1 per carton)</p> |   |         | <p>Upholstered Seat. Does not stack.<br/><b>Must specify (L) Left or (R) Right Tablet</b><br/>(Example: 6514TL or 6514TR)</p> |       |       | <p>RTA 00</p>   |       |       |                 |        |        |        |        |        |        |



| DESCRIPTION   | FEATURES | MODEL# | STANDARD TEXTILE GRADES  |       |       |                 |       |       |                 |       |       |       |       |       |        |
|---|----------|--------|--|-------|-------|-----------------|-------|-------|-----------------|-------|-------|-------|-------|-------|--------|
|   |          |        | 1  | 2     | 3     | 4               | 5     | 6     | 7               | 8     | 9     | 10    | 11    | 12    |        |
| <br>6515   |          |        | 6515   | \$494 | \$523 | \$544           | \$580 | \$622 | \$640           | \$680 | \$757 | \$790 | \$862 | \$957 | \$1080 |
|   |          |        | 6515WS   | \$529 | \$558 | \$579           | \$615 | \$658 | \$674           | \$713 | \$791 | \$825 | \$896 | \$991 | \$1115 |
|   |          |        | OVERALL DIMENSIONS   |       |       | SEAT DIMENSIONS |       |       | BACK DIMENSIONS |       |       |       |       |       |        |
|   |          |        | W  | D     | H     | W               | D     | H     | W               | H     |       |       |       |       |        |
|   |          |        | 23   | 22    | 34    | 17              | 15.5  | 18.5  | 17              | 15    |       |       |       |       |        |
| <p><b>Armchair</b><br/>COM Yardage: 0.75<br/>Freight Class: 300<br/>Product Weight (lbs.): 11.50<br/>Cubic Feet Per Carton: 5.88 (2 per carton)</p> |          |        | <p>Upholstered Seat and Back.<br/>Stacks 5 high on floor.<br/>Stacks 10 high on dolly.</p> |       |       | <p>RTA 00</p>   |       |       |                 |       |       |       |       |       |        |

| DESCRIPTION  | FEATURES | MODEL# | STANDARD TEXTILE GRADES  |       |       |                 |       |        |                 |        |        |        |        |        |        |
|--|----------|--------|--|-------|-------|-----------------|-------|--------|-----------------|--------|--------|--------|--------|--------|--------|
|  |          |        | 1  | 2     | 3     | 4               | 5     | 6      | 7               | 8      | 9      | 10     | 11     | 12     |        |
| <br>6515TR   |          |        | 6515T  | \$788 | \$865 | \$889           | \$923 | \$973  | \$990           | \$1036 | \$1118 | \$1158 | \$1235 | \$1338 | \$1469 |
|  |          |        | 6515TWS  | \$864 | \$898 | \$922           | \$956 | \$1006 | \$1023          | \$1069 | \$1151 | \$1191 | \$1268 | \$1371 | \$1502 |
|  |          |        | OVERALL DIMENSIONS   |       |       | SEAT DIMENSIONS |       |        | BACK DIMENSIONS |        |        |        |        |        |        |
|  |          |        | W  | D     | H     | W               | D     | H      | W               | H      |        |        |        |        |        |
|  |          |        | 25   | 26.5  | 32.5  | 17              | 16    | 18     | 17              | 15     |        |        |        |        |        |
| <p><b>Armchair w/Tablet</b><br/>COM Yardage: 0.75<br/>Freight Class: 250<br/>Product Weight (lbs.): 30<br/>Cubic Feet Per Carton: 14.25 (1 per carton)</p> |          |        | <p>Upholstered Seat &amp; Back. Does not stack.<br/><b>Must specify (L) Left or (R) Right Tablet</b><br/>(Example: 6515TL or 6515TR)</p> |       |       | <p>RTA 00</p>   |       |        |                 |        |        |        |        |        |        |

| DESCRIPTION  | FEATURES | MODEL# | STANDARD TEXTILE GRADES        |       |       |  |   |   |                 |   |   |    |    |    |   |
|--|----------|--------|--------------------------------|-------|-------|--|---|---|-----------------|---|---|----|----|----|---|
|  |          |        | 1                              | 2     | 3     | 4  | 5 | 6 | 7               | 8 | 9 | 10 | 11 | 12 |   |
| <br>6517WS  |          |        | 6517WS                         | \$574 | -     | -  | - | - | -               | - | - | -  | -  | -  | - |
|  |          |        | OVERALL DIMENSIONS             |       |       | SEAT DIMENSIONS  |   |   | BACK DIMENSIONS |   |   |    |    |    |   |
|  |          |        | W                              | D     | H     | W  | D | H | W               | H |   |    |    |    |   |
|  |          |        | 23.25                          | 24.75 | 12.25 | -  | - | - | -               | - |   |    |    |    |   |
| <p><b>Dolly - Wall Saver</b><br/>COM Yardage: N/A<br/>Freight Class: 150<br/>Product Weight (lbs.): 20<br/>Cubic Feet Per Carton: 4 (0.5 per carton)</p> |          |        | <p>Accommodates 10 chairs.</p> |       |       | <p>RTA 1 </p> |   |   |                 |   |   |    |    |    |   |



| DESCRIPTION   | FEATURES  | MODEL# | STANDARD TEXTILE GRADES   |       |      |                 |    |    |                 |    |   |    |    |    |   |
|---|---|--------|---|-------|------|-----------------|----|----|-----------------|----|---|----|----|----|---|
|   |   |        | 1   | 2     | 3    | 4               | 5  | 6  | 7               | 8  | 9 | 10 | 11 | 12 |   |
| <br>6518   | <br>6518MB (Mesh Back) | 6518   | \$397   | -     | -    | -               | -  | -  | -               | -  | - | -  | -  | -  |   |
|   |   | 6518WS | \$432   | -     | -    | -               | -  | -  | -               | -  | - | -  | -  | -  | - |
|   |   |        | 6518MB  | \$464 | -    | -               | -  | -  | -               | -  | - | -  | -  | -  | - |
|   |   |        | 6518WSMB  | \$501 | -    | -               | -  | -  | -               | -  | - | -  | -  | -  | - |
|   |   |        | OVERALL DIMENSIONS  |       |      | SEAT DIMENSIONS |    |    | BACK DIMENSIONS |    |   |    |    |    |   |
|   |   |        | W   | D     | H    | W               | D  | H  | W               | H  |   |    |    |    |   |
|   |   |        | 22  | 21    | 32.5 | 17              | 16 | 17 | 17              | 15 |   |    |    |    |   |
| <p><b>Armless Chair w/Sled Base</b><br/>COM Yardage: N/A<br/>Freight Class: 250<br/>Product Weight (lbs.): 14<br/>Cubic Feet Per Carton: 11.75 (2 per carton)</p> |   |        | <p>Polypropylene Seat.<br/>Stacks 5 high on floor.<br/>Stacks 10 high on dolly.</p> |       |      | <p>RTA 00</p>   |    |    |                 |    |   |    |    |    |   |

| DESCRIPTION  | FEATURES  | MODEL#                    | STANDARD TEXTILE GRADES |          |                        |          |          |                        |          |        |        |        |        |        |   |
|--|---|---------------------------|-------------------------|----------|------------------------|----------|----------|------------------------|----------|--------|--------|--------|--------|--------|---|
|  |   |                           | 1                       | 2        | 3                      | 4        | 5        | 6                      | 7        | 8      | 9      | 10     | 11     | 12     |   |
|  <p><b>6518TR</b>      <b>6518TRMB</b> (Mesh back)</p>  | <p>Polypropylene Seat. Does not stack.<br/> <b>Must specify (L) Left or (R) Right Tablet</b><br/> <b>(Example: 6518TL or 6518TR)</b></p>          | <b>6518T</b>              | \$734                   | -        | -                      | -        | -        | -                      | -        | -      | -      | -      | -      | -      |   |
|  |   | <b>6518TWS</b>            | \$768                   | -        | -                      | -        | -        | -                      | -        | -      | -      | -      | -      | -      | - |
|  |   | <b>6518TMB</b>            | \$788                   | -        | -                      | -        | -        | -                      | -        | -      | -      | -      | -      | -      |   |
|  |   | <b>6518TWSMB</b>          | \$821                   | -        | -                      | -        | -        | -                      | -        | -      | -      | -      | -      | -      |   |
|  |   | <b>OVERALL DIMENSIONS</b> |                         |          | <b>SEAT DIMENSIONS</b> |          |          | <b>BACK DIMENSIONS</b> |          |        |        |        |        |        |   |
|  |   | <b>W</b>                  | <b>D</b>                | <b>H</b> | <b>W</b>               | <b>D</b> | <b>H</b> | <b>W</b>               | <b>H</b> |        |        |        |        |        |   |
|  |   | 24.75                     | 26.5                    | 32.5     | 17                     | 16       | 18       | 17                     | 15       |        |        |        |        |        |   |
|  |   | <b>RTA 00</b>             |                         |          |                        |          |          |                        |          |        |        |        |        |        |   |
|  <p><b>6519</b>      <b>6519MB</b> (Mesh Back)</p>      | <p>Upholstered Seat.<br/>                     Stacks 5 high on floor.<br/>                     Stacks 10 high on dolly.</p>                       | <b>6519</b>               | \$447                   | \$476    | \$497                  | \$531    | \$575    | \$590                  | \$631    | \$707  | \$742  | \$813  | \$909  | \$1032 |   |
|  |   | <b>6519WS</b>             | \$489                   | \$523    | \$545                  | \$577    | \$624    | \$641                  | \$682    | \$758  | \$796  | \$865  | \$966  | \$1086 |   |
|  |   | <b>6519MB</b>             | \$510                   | \$543    | \$564                  | \$596    | \$643    | \$658                  | \$703    | \$776  | \$815  | \$886  | \$986  | \$1106 |   |
|  |   | <b>6519WSMB</b>           | \$555                   | \$588    | \$609                  | \$642    | \$687    | \$702                  | \$744    | \$820  | \$859  | \$931  | \$1030 | \$1151 |   |
|  |   | <b>OVERALL DIMENSIONS</b> |                         |          | <b>SEAT DIMENSIONS</b> |          |          | <b>BACK DIMENSIONS</b> |          |        |        |        |        |        |   |
|  |   | <b>W</b>                  | <b>D</b>                | <b>H</b> | <b>W</b>               | <b>D</b> | <b>H</b> | <b>W</b>               | <b>H</b> |        |        |        |        |        |   |
|  |   | 22                        | 21                      | 33       | 17                     | 16       | 17       | 17                     | 15       |        |        |        |        |        |   |
|  |   | <b>RTA 00</b>             |                         |          |                        |          |          |                        |          |        |        |        |        |        |   |
|  <p><b>6519TR</b>      <b>6519TRMB</b> (Mesh back)</p> | <p>Upholstered Seat. Does not stack.<br/> <b>Must specify (L) Left or (R) Right Tablet</b><br/> <b>(Example: 6519TL or 6519TR)</b></p>            | <b>6519T</b>              | \$777                   | \$811    | \$835                  | \$869    | \$919    | \$936                  | \$982    | \$1064 | \$1104 | \$1181 | \$1284 | \$1415 |   |
|  |   | <b>6519TWS</b>            | \$805                   | \$839    | \$863                  | \$897    | \$947    | \$964                  | \$1010   | \$1092 | \$1132 | \$1209 | \$1312 | \$1443 |   |
|  |   | <b>6519TMB</b>            | \$836                   | \$870    | \$894                  | \$928    | \$978    | \$995                  | \$1041   | \$1123 | \$1163 | \$1240 | \$1343 | \$1474 |   |
|  |   | <b>6519TWSMB</b>          | \$926                   | \$960    | \$1010                 | \$1027   | \$1073   | \$1155                 | \$1195   | \$1272 | \$1375 | \$1506 | \$1375 | \$1474 |   |
|  |   | <b>OVERALL DIMENSIONS</b> |                         |          | <b>SEAT DIMENSIONS</b> |          |          | <b>BACK DIMENSIONS</b> |          |        |        |        |        |        |   |
|  |   | <b>W</b>                  | <b>D</b>                | <b>H</b> | <b>W</b>               | <b>D</b> | <b>H</b> | <b>W</b>               | <b>H</b> |        |        |        |        |        |   |
|  |   | 24.5                      | 26.5                    | 32.5     | 17                     | 16       | 18       | 17                     | 15       |        |        |        |        |        |   |
|  |   | <b>RTA 00</b>             |                         |          |                        |          |          |                        |          |        |        |        |        |        |   |
|  <p><b>6521</b></p>                                   | <p>Upholstered Seat and Back.<br/>                     Stacks 5 high on floor.<br/>                     Stacks 10 high on dolly.</p>              | <b>6521</b>               | \$488                   | \$519    | \$540                  | \$575    | \$618    | \$634                  | \$674    | \$750  | \$784  | \$855  | \$952  | \$1074 |   |
|  |   | <b>6521WS</b>             | \$525                   | \$556    | \$575                  | \$608    | \$651    | \$668                  | \$707    | \$781  | \$815  | \$885  | \$977  | \$1092 |   |
|  |   | <b>OVERALL DIMENSIONS</b> |                         |          | <b>SEAT DIMENSIONS</b> |          |          | <b>BACK DIMENSIONS</b> |          |        |        |        |        |        |   |
|  |   | <b>W</b>                  | <b>D</b>                | <b>H</b> | <b>W</b>               | <b>D</b> | <b>H</b> | <b>W</b>               | <b>H</b> |        |        |        |        |        |   |
|  |   | 22                        | 21                      | 33       | 17                     | 16       | 18.5     | 17                     | 15       |        |        |        |        |        |   |
|  |   | <b>RTA 00</b>             |                         |          |                        |          |          |                        |          |        |        |        |        |        |   |
|  <p><b>6521TR</b></p>                                 | <p>Upholstered Seat &amp; Back. Does not stack.<br/> <b>Must specify (L) Left or (R) Right Tablet</b><br/> <b>(Example: 6521TL or 6521TR)</b></p> | <b>6521T</b>              | \$779                   | \$813    | \$837                  | \$871    | \$921    | \$938                  | \$984    | \$1066 | \$1106 | \$1183 | \$1286 | \$1417 |   |
|  |   | <b>6521TWS</b>            | \$809                   | \$843    | \$867                  | \$901    | \$951    | \$968                  | \$1014   | \$1096 | \$1136 | \$1213 | \$1316 | \$1447 |   |
|  |   | <b>OVERALL DIMENSIONS</b> |                         |          | <b>SEAT DIMENSIONS</b> |          |          | <b>BACK DIMENSIONS</b> |          |        |        |        |        |        |   |
|  |   | <b>W</b>                  | <b>D</b>                | <b>H</b> | <b>W</b>               | <b>D</b> | <b>H</b> | <b>W</b>               | <b>H</b> |        |        |        |        |        |   |
|  |   | 24.75                     | 26.5                    | 32.5     | 17                     | 16       | 18.5     | 17                     | 15       |        |        |        |        |        |   |
|  |   | <b>RTA 00</b>             |                         |          |                        |          |          |                        |          |        |        |        |        |        |   |

| DESCRIPTION   | FEATURES  | MODEL# | STANDARD TEXTILE GRADES |       |      |                 |    |    |                 |    |   |    |    |    |
|---|---|--------|-------------------------|-------|------|-----------------|----|----|-----------------|----|---|----|----|----|
|   |   |        | 1                       | 2     | 3    | 4               | 5  | 6  | 7               | 8  | 9 | 10 | 11 | 12 |
| <br>6523 | <br>6523MB (Mesh Back) | 6523   | \$462                   | -     | -    | -               | -  | -  | -               | -  | - | -  | -  | -  |
|   |   | 6523WS | \$508                   | -     | -    | -               | -  | -  | -               | -  | - | -  | -  | -  |
|   |   |        | 6523MB                  | \$538 | -    | -               | -  | -  | -               | -  | - | -  | -  |    |
|   |   |        | 6523WSMB                | \$563 | -    | -               | -  | -  | -               | -  | - | -  | -  |    |
|   |   |        | OVERALL DIMENSIONS      |       |      | SEAT DIMENSIONS |    |    | BACK DIMENSIONS |    |   |    |    |    |
|   |   |        | W                       | D     | H    | W               | D  | H  | W               | H  |   |    |    |    |
|   |   |        | 23                      | 21    | 32.5 | 17              | 16 | 17 | 17              | 15 |   |    |    |    |
|   |   |        | RTA 00                  |       |      |                 |    |    |                 |    |   |    |    |    |



**Armchair w/Sled Base**  
 COM Yardage: N/A  
 Freight Class: 250  
 Product Weight (lbs.): 15  
 Cubic Feet Per Carton: 13.5 (2 per carton)

Polypropylene Seat.  
 Stacks 5 high on floor.  
 Stacks 10 high on dolly.

| DESCRIPTION   | FEATURES  | MODEL#  | STANDARD TEXTILE GRADES |       |      |                 |    |    |                 |    |   |    |    |    |
|---|---|---------|-------------------------|-------|------|-----------------|----|----|-----------------|----|---|----|----|----|
|   |   |         | 1                       | 2     | 3    | 4               | 5  | 6  | 7               | 8  | 9 | 10 | 11 | 12 |
| <br>6523TR | <br>6523TRMB (Mesh back) | 6523T   | \$809                   | -     | -    | -               | -  | -  | -               | -  | - | -  | -  |    |
|   |   | 6523TWS | \$844                   | -     | -    | -               | -  | -  | -               | -  | - | -  | -  |    |
|   |   |         | 6523TMB                 | \$868 | -    | -               | -  | -  | -               | -  | - | -  | -  |    |
|   |   |         | 6523TWSMB               | \$901 | -    | -               | -  | -  | -               | -  | - | -  | -  |    |
|   |   |         | OVERALL DIMENSIONS      |       |      | SEAT DIMENSIONS |    |    | BACK DIMENSIONS |    |   |    |    |    |
|   |   |         | W                       | D     | H    | W               | D  | H  | W               | H  |   |    |    |    |
|   |   |         | 25                      | 26.5  | 32.5 | 17              | 16 | 18 | 17              | 15 |   |    |    |    |
|   |   |         | RTA 00                  |       |      |                 |    |    |                 |    |   |    |    |    |



**Armchair w/Tablet and Sled Base**  
 COM Yardage: N/A  
 Freight Class: 300  
 Product Weight (lbs.): 27  
 Cubic Feet Per Carton: 14.25 (1 per carton)

Polypropylene Seat. Does not stack.  
**Must specify (L) Left or (R) Right Tablet**  
 (Example: 6523TL or 6523TR)

| DESCRIPTION  | FEATURES   | MODEL# | STANDARD TEXTILE GRADES |       |       |                 |       |       |                 |       |       |       |        |        |        |
|--|--|--------|-------------------------|-------|-------|-----------------|-------|-------|-----------------|-------|-------|-------|--------|--------|--------|
|  |  |        | 1                       | 2     | 3     | 4               | 5     | 6     | 7               | 8     | 9     | 10    | 11     | 12     |        |
| <br>6524 | <br>6524MB (Mesh Back) | 6524   | \$508                   | \$539 | \$558 | \$592           | \$637 | \$655 | \$693           | \$772 | \$807 | \$877 | \$972  | \$1094 |        |
|  |  | 6524WS | \$571                   | \$602 | \$623 | \$657           | \$704 | \$718 | \$758           | \$837 | \$876 | \$946 | \$1046 | \$1165 |        |
|  |  |        | 6524MB                  | \$588 | \$621 | \$642           | \$675 | \$720 | \$735           | \$777 | \$853 | \$892 | \$961  | \$1064 | \$1184 |
|  |  |        | 6524WSMB                | \$632 | \$665 | \$686           | \$719 | \$765 | \$782           | \$821 | \$899 | \$939 | \$1009 | \$1109 | \$1230 |
|  |  |        | OVERALL DIMENSIONS      |       |       | SEAT DIMENSIONS |       |       | BACK DIMENSIONS |       |       |       |        |        |        |
|  |  |        | W                       | D     | H     | W               | D     | H     | W               | H     |       |       |        |        |        |
|  |  |        | 33                      | 21    | 33    | 17              | 16    | 17.5  | 17              | 15    |       |       |        |        |        |
|  |  |        | RTA 00                  |       |       |                 |       |       |                 |       |       |       |        |        |        |


**Armchair w/Sled Base**  
 COM Yardage: 0.75  
 Freight Class: 250  
 Product Weight (lbs.): 15  
 Cubic Feet Per Carton: 13.5 (2 per carton)

Upholstered Seat.  
 Stacks 5 high on floor.  
 Stacks 10 high on dolly.

| DESCRIPTION   | FEATURES  | MODEL#  | STANDARD TEXTILE GRADES |       |       |                 |        |        |                 |        |        |        |        |        |        |
|---|---|---------|-------------------------|-------|-------|-----------------|--------|--------|-----------------|--------|--------|--------|--------|--------|--------|
|   |   |         | 1                       | 2     | 3     | 4               | 5      | 6      | 7               | 8      | 9      | 10     | 11     | 12     |        |
| <br>6524TR | <br>6524TRMB (Mesh back) | 6524T   | \$849                   | \$883 | \$907 | \$941           | \$991  | \$1008 | \$1054          | \$1136 | \$1176 | \$1253 | \$1356 | \$1487 |        |
|   |   | 6524TWS | \$881                   | \$915 | \$939 | \$973           | \$1023 | \$1040 | \$1086          | \$1168 | \$1208 | \$1285 | \$1388 | \$1519 |        |
|   |   |         | 6524TMB                 | \$848 | \$882 | \$906           | \$940  | \$990  | \$1007          | \$1053 | \$1135 | \$1175 | \$1252 | \$1355 | \$1486 |
|   |   |         | 6524TWSMB               | \$880 | \$914 | \$938           | \$972  | \$1022 | \$1039          | \$1085 | \$1167 | \$1207 | \$1284 | \$1387 | \$1518 |
|   |   |         | OVERALL DIMENSIONS      |       |       | SEAT DIMENSIONS |        |        | BACK DIMENSIONS |        |        |        |        |        |        |
|   |   |         | W                       | D     | H     | W               | D      | H      | W               | H      |        |        |        |        |        |
|   |   |         | 25                      | 26.5  | 32.5  | 17              | 16     | 18.5   | 17              | 15     |        |        |        |        |        |
|   |   |         | RTA 00                  |       |       |                 |        |        |                 |        |        |        |        |        |        |


**Armchair w/Tablet and Sled Base**  
 COM Yardage: 0.75  
 Freight Class: 300  
 Product Weight (lbs.): 29  
 Cubic Feet Per Carton: 13.5 (1 per carton)

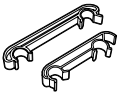

Upholstered Seat. Does not stack.  
**Must specify (L) Left or (R) Right Tablet**  
 (Example: 6524TL or 6524TR)

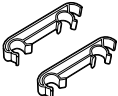

| DESCRIPTION   | FEATURES | MODEL# | STANDARD TEXTILE GRADES |       |       |                 |       |       |                 |       |       |       |       |        |        |
|---|----------|--------|-------------------------|-------|-------|-----------------|-------|-------|-----------------|-------|-------|-------|-------|--------|--------|
|   |          |        | 1                       | 2     | 3     | 4               | 5     | 6     | 7               | 8     | 9     | 10    | 11    | 12     |        |
| <br>6525 |          |        | 6525                    | \$555 | \$588 | \$609           | \$642 | \$685 | \$701           | \$742 | \$818 | \$852 | \$924 | \$1019 | \$1141 |
|   |          |        | 6525WS                  | \$610 | \$641 | \$662           | \$696 | \$743 | \$757           | \$797 | \$877 | \$915 | \$986 | \$1086 | \$1204 |
|   |          |        | OVERALL DIMENSIONS      |       |       | SEAT DIMENSIONS |       |       | BACK DIMENSIONS |       |       |       |       |        |        |
|   |          |        | W                       | D     | H     | W               | D     | H     | W               | H     |       |       |       |        |        |
|   |          |        | 23                      | 21    | 33    | 17              | 15.5  | 17.5  | 17              | 15    |       |       |       |        |        |
|   |          |        | RTA 00                  |       |       |                 |       |       |                 |       |       |       |       |        |        |



**Armchair**  
 COM Yardage: 0.75  
 Freight Class: 250  
 Product Weight (lbs.): 16  
 Cubic Feet Per Carton: 13.5 (2 per carton)




Upholstered Seat and Back.  
 Stacks 5 high on floor.  
 Stacks 10 high on dolly.

| DESCRIPTION  | FEATURES  | MODEL#         | STANDARD TEXTILE GRADES   |          |          |                        |          |          |                        |          |        |        |        |        |
|--|---|----------------|---------------------------|----------|----------|------------------------|----------|----------|------------------------|----------|--------|--------|--------|--------|
|  |   |                | 1                         | 2        | 3        | 4                      | 5        | 6        | 7                      | 8        | 9      | 10     | 11     | 12     |
| <br><b>6525TR</b> | <p><b>Armchair w/ Tablet and Sled Base</b><br/>COM Yardage: 0.75<br/>Freight Class: 300<br/>Product Weight (lbs.): 30<br/>Cubic Feet Per Carton: 14.25 (1 per carton)</p> <p>Upholstered Seat &amp; Back. Does not stack.<br/><b>Must specify (L) Left or (R) Right Tablet</b><br/><b>(Example: 6525TL or 6525TR)</b></p> | <b>6525T</b>   | \$888                     | \$922    | \$946    | \$980                  | \$1030   | \$1047   | \$1093                 | \$1175   | \$1215 | \$1292 | \$1395 | \$1526 |
|  |   | <b>6525TWS</b> | \$921                     | \$955    | \$979    | \$1013                 | \$1063   | \$1080   | \$1126                 | \$1208   | \$1248 | \$1325 | \$1428 | \$1559 |
|  |   |                | <b>OVERALL DIMENSIONS</b> |          |          | <b>SEAT DIMENSIONS</b> |          |          | <b>BACK DIMENSIONS</b> |          |        |        |        |        |
|  |   |                | <b>W</b>                  | <b>D</b> | <b>H</b> | <b>W</b>               | <b>D</b> | <b>H</b> | <b>W</b>               | <b>H</b> |        |        |        |        |
|  |   |                | 25                        | 26.5     | 32.5     | 17                     | 16       | 18.5     | 17                     | 15       |        |        |        |        |
|  |   |                | <b>RTA 00</b>             |          |          |                        |          |          |                        |          |        |        |        |        |

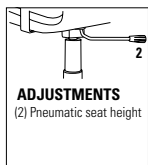
| DESCRIPTION  | FEATURES  | MODEL#      | STANDARD TEXTILE GRADES   |          |                           |          |          |                        |          |          |                        |    |    |    |
|--|---|-------------|---|----------|---------------------------|----------|----------|------------------------|----------|----------|------------------------|----|----|----|
|  |   |             | 1   | 2        | 3                         | 4        | 5        | 6                      | 7        | 8        | 9                      | 10 | 11 | 12 |
| <br><b>6522</b> | <p><b>Ganging Brackets</b><br/>COM Yardage: N/A<br/>Freight Class: 70<br/>Product Weight (lbs.): 0.2<br/>Cubic Feet Per Carton: 1 (25 per carton)</p> <p>For four legged models only.</p> | <b>6522</b> | \$35  | -        | -                         | -        | -        | -                      | -        | -        | -                      | -  | -  | -  |
|  |   |             |   |          | <b>OVERALL DIMENSIONS</b> |          |          | <b>SEAT DIMENSIONS</b> |          |          | <b>BACK DIMENSIONS</b> |    |    |    |
|  |   |             | <b>W</b>  | <b>D</b> | <b>H</b>                  | <b>W</b> | <b>D</b> | <b>H</b>               | <b>W</b> | <b>H</b> |                        |    |    |    |
|  |   |             | 0.87  | 7.75     | 1.5                       | -        | -        | -                      | -        | -        |                        |    |    |    |
|  |   |             | <b>RTA 00</b>  |          |                           |          |          |                        |          |          |                        |    |    |    |

| DESCRIPTION  | FEATURES   | MODEL#      | STANDARD TEXTILE GRADES   |          |                           |          |          |                        |          |          |                        |    |    |    |
|--|--|-------------|---|----------|---------------------------|----------|----------|------------------------|----------|----------|------------------------|----|----|----|
|  |  |             | 1   | 2        | 3                         | 4        | 5        | 6                      | 7        | 8        | 9                      | 10 | 11 | 12 |
| <br><b>6526</b> | <p><b>Ganging Brackets</b><br/>COM Yardage: N/A<br/>Freight Class: 70<br/>Product Weight (lbs.): 0.25<br/>Cubic Feet Per Carton: 1 (25 per carton)</p> <p>Sled base models only.</p> | <b>6526</b> | \$26  | -        | -                         | -        | -        | -                      | -        | -        | -                      | -  | -  | -  |
|  |  |             |   |          | <b>OVERALL DIMENSIONS</b> |          |          | <b>SEAT DIMENSIONS</b> |          |          | <b>BACK DIMENSIONS</b> |    |    |    |
|  |  |             | <b>W</b>  | <b>D</b> | <b>H</b>                  | <b>W</b> | <b>D</b> | <b>H</b>               | <b>W</b> | <b>H</b> |                        |    |    |    |
|  |  |             | 0.75  | 5.75     | 1.25                      | -        | -        | -                      | -        | -        |                        |    |    |    |
|  |  |             | <b>RTA 00</b>  |          |                           |          |          |                        |          |          |                        |    |    |    |

| DESCRIPTION  | FEATURES  | MODEL#         | STANDARD TEXTILE GRADES   |          |          |                        |          |           |                        |          |   |    |    |    |
|--|---|----------------|---------------------------|----------|----------|------------------------|----------|-----------|------------------------|----------|---|----|----|----|
|  |   |                | 1                         | 2        | 3        | 4                      | 5        | 6         | 7                      | 8        | 9 | 10 | 11 | 12 |
| <br><b>6537</b>   | <p><b>Armless LB Task</b><br/>COM Yardage: N/A<br/>Freight Class: 250<br/>Product Weight (lbs.): 21.5<br/>Cubic Feet Per Carton: 6.5</p> <p>Polypropylene seat.<br/>Ergonomic features: C</p> <p><b>Available with tablet:</b><br/><b>Specify (L) left or (R) right tablet.</b><br/><b>(Example: 6537TL or 6537TR).</b></p> | <b>6537</b>    | \$536                     |          |          |                        |          |           |                        |          |   |    |    |    |
|  |   | <b>6537T</b>   | \$945                     |          |          |                        |          |           |                        |          |   |    |    |    |
| <br><b>6537MB</b> |   | <b>6537MB</b>  | \$603                     |          |          |                        |          |           |                        |          |   |    |    |    |
|  |   | <b>6537MBT</b> | \$1016                    |          |          |                        |          |           |                        |          |   |    |    |    |
|  |   |                | <b>OVERALL DIMENSIONS</b> |          |          | <b>SEAT DIMENSIONS</b> |          |           | <b>BACK DIMENSIONS</b> |          |   |    |    |    |
|  |   |                | <b>W</b>                  | <b>D</b> | <b>H</b> | <b>W</b>               | <b>D</b> | <b>H</b>  | <b>W</b>               | <b>H</b> |   |    |    |    |
|  |   |                | 20.5                      | 20.5     | 32.5     | 17                     | 16       | 15.5-19.5 | 17                     | 15       |   |    |    |    |
|  |   |                | 24                        | 26       | 33       | 17                     | 16       | 15.5-19.5 | 17                     | 15       |   |    |    |    |
|  |   |                | <b>RTA 1</b> 1 per carton |          |          |                        |          |           |                        |          |   |    |    |    |

| DESCRIPTION  | FEATURES   | MODEL#         | STANDARD TEXTILE GRADES   |          |          |                        |          |          |                        |          |        |        |        |        |
|--|--|----------------|---|----------|----------|------------------------|----------|----------|------------------------|----------|--------|--------|--------|--------|
|  |  |                | 1   | 2        | 3        | 4                      | 5        | 6        | 7                      | 8        | 9      | 10     | 11     | 12     |
| <br><b>6538</b>   | <p><b>Armless LB Task</b><br/>COM Yardage: 0.75<br/>Freight Class: 250<br/>Product Weight (lbs.): 22.5<br/>Cubic Feet Per Carton: 6.5</p> <p>Upholstered seat.<br/>Ergonomic features: C</p> <p><b>Available with tablet:</b><br/><b>Specify (L) left or (R) right tablet.</b><br/><b>(Example: 6538TL or 6538TR).</b></p> | <b>6538</b>    | \$580   | \$611    | \$630    | \$664                  | \$709    | \$727    | \$765                  | \$844    | \$879  | \$949  | \$1043 | \$1165 |
|  |  | <b>6538T</b>   | \$978   | \$1012   | \$1038   | \$1074                 | \$1126   | \$1150   | \$1197                 | \$1273   | \$1332 | \$1395 | \$1529 | \$1672 |
| <br><b>6538MB</b> |  | <b>6538MB</b>  | \$652   | \$685    | \$704    | \$738                  | \$785    | \$800    | \$841                  | \$918    | \$957  | \$1028 | \$1128 | \$1248 |
|  |  | <b>6538MBT</b> | \$1060  | \$1096   | \$1121   | \$1158                 | \$1210   | \$1237   | \$1285                 | \$1363   | \$1422 | \$1488 | \$1623 | \$1768 |
|  |  |                | <b>OVERALL DIMENSIONS</b>   |          |          | <b>SEAT DIMENSIONS</b> |          |          | <b>BACK DIMENSIONS</b> |          |        |        |        |        |
|  |  |                | <b>W</b>  | <b>D</b> | <b>H</b> | <b>W</b>               | <b>D</b> | <b>H</b> | <b>W</b>               | <b>H</b> |        |        |        |        |
|  |  |                | 20.5  | 20.5     | 32.5     | 17                     | 16       | 16-20    | 17                     | 14.5     |        |        |        |        |
|  |  |                | 24  | 26       | 33       | 17                     | 16       | 16-20    | 17                     | 14.5     |        |        |        |        |
|  |  |                | <b>RTA 1</b>  1 per carton |          |          |                        |          |          |                        |          |        |        |        |        |

DESCRIPTION FEATURES MODEL# STANDARD TEXTILE GRADES



**ADJUSTMENTS**  
(2) Pneumatic seat height

**Armless LB Task**  
COM Yardage: 6.5  
Freight Class: 250  
Product Weight (lbs.): 23.5  
Cubic Feet Per Carton: 6.5

Upholstered seat & back.  
Ergonomic features: C

**Available with tablet:**  
Specify (L) left or (R) right tablet.  
(Example: 6539TL or 6539TR).

| MODEL# | 1      | 2      | 3      | 4      | 5      | 6      | 7      | 8      | 9      | 10     | 11     | 12     |
|--------|--------|--------|--------|--------|--------|--------|--------|--------|--------|--------|--------|--------|
| 6539   | \$624  | \$655  | \$676  | \$711  | \$753  | \$770  | \$811  | \$888  | \$921  | \$992  | \$1088 | \$1210 |
| 6539T  | \$1019 | \$1053 | \$1075 | \$1112 | \$1165 | \$1190 | \$1235 | \$1309 | \$1368 | \$1432 | \$1564 | \$1704 |

| OVERALL DIMENSIONS | SEAT DIMENSIONS |    |    | BACK DIMENSIONS |       |    |      |
|--------------------|-----------------|----|----|-----------------|-------|----|------|
|                    | W               | D  | H  | W               | H     |    |      |
| 20.5               | 20.5            | 33 | 17 | 15.5            | 16-20 | 17 | 15   |
| 24                 | 26              | 33 | 17 | 16              | 16-20 | 17 | 14.5 |

**RTA 1** 1 per carton



6558



6558MB (Mesh Back)

**Armless Bar Stool**  
COM Yardage: N/A  
Freight Class: 300  
Product Weight (lbs.): 18  
Cubic Feet Per Carton: 14.75 (1 per carton)

Polypropylene Seat.  
Stacks 5 high on floor.

| MODEL# | 1     | 2 | 3 | 4 | 5 | 6 | 7 | 8 | 9 | 10 | 11 | 12 |
|--------|-------|---|---|---|---|---|---|---|---|----|----|----|
| 6558   | \$517 | - | - | - | - | - | - | - | - | -  | -  | -  |
| 6558MB | \$603 | - | - | - | - | - | - | - | - | -  | -  | -  |

| OVERALL DIMENSIONS | SEAT DIMENSIONS |    |    | BACK DIMENSIONS |    |    |    |
|--------------------|-----------------|----|----|-----------------|----|----|----|
|                    | W               | D  | H  | W               | H  |    |    |
| 22                 | 23              | 42 | 17 | 16              | 28 | 17 | 15 |

**RTA 00**



6558CS



6558CSMB (Mesh Back)

**Armless Counter Stool**  
COM Yardage: N/A  
Freight Class: 300  
Product Weight (lbs.): 20  
Cubic Feet Per Carton: 14.5 (2 per carton)

Polypropylene Seat.  
Stacks 5 high on floor.

| MODEL#   | 1     | 2 | 3 | 4 | 5 | 6 | 7 | 8 | 9 | 10 | 11 | 12 |
|----------|-------|---|---|---|---|---|---|---|---|----|----|----|
| 6558CS   | \$517 | - | - | - | - | - | - | - | - | -  | -  | -  |
| 6558CSMB | \$603 | - | - | - | - | - | - | - | - | -  | -  | -  |

| OVERALL DIMENSIONS | SEAT DIMENSIONS |    |    | BACK DIMENSIONS |    |    |    |
|--------------------|-----------------|----|----|-----------------|----|----|----|
|                    | W               | D  | H  | W               | H  |    |    |
| 22.5               | 22              | 38 | 17 | 16              | 24 | 17 | 15 |

**RTA 00**



6559



6559MB (Mesh Back)

**Armless Bar Stool**  
COM Yardage: 0.75  
Freight Class: 300  
Product Weight (lbs.): 18  
Cubic Feet Per Carton: 14.75 (1 per carton)

Upholstered Seat.  
Stacks 5 high on floor.

| MODEL# | 1     | 2     | 3     | 4     | 5     | 6     | 7     | 8     | 9     | 10     | 11     | 12     |
|--------|-------|-------|-------|-------|-------|-------|-------|-------|-------|--------|--------|--------|
| 6559   | \$561 | \$592 | \$614 | \$647 | \$690 | \$708 | \$746 | \$824 | \$857 | \$930  | \$1024 | \$1146 |
| 6559MB | \$628 | \$661 | \$682 | \$715 | \$761 | \$778 | \$817 | \$894 | \$933 | \$1005 | \$1105 | \$1224 |

| OVERALL DIMENSIONS | SEAT DIMENSIONS |    |    | BACK DIMENSIONS |      |    |    |
|--------------------|-----------------|----|----|-----------------|------|----|----|
|                    | W               | D  | H  | W               | H    |    |    |
| 22                 | 23              | 42 | 17 | 16              | 28.5 | 17 | 15 |

**RTA 00**



6559CS



6559CSMB (Mesh Back)









**Armless Counter Stool**  
COM Yardage: 0.75  
Freight Class: 300  
Product Weight (lbs.): 24  
Cubic Feet Per Carton: 14.5 (2 per carton)



Upholstered Seat.  
Stacks 5 high on floor.

| MODEL#   | 1     | 2     | 3     | 4     | 5     | 6     | 7     | 8     | 9     | 10     | 11     | 12     |
|----------|-------|-------|-------|-------|-------|-------|-------|-------|-------|--------|--------|--------|
| 6559CS   | \$561 | \$592 | \$614 | \$647 | \$690 | \$708 | \$746 | \$824 | \$857 | \$930  | \$1024 | \$1146 |
| 6559CSMB | \$628 | \$661 | \$682 | \$715 | \$761 | \$778 | \$817 | \$894 | \$933 | \$1005 | \$1105 | \$1224 |

| OVERALL DIMENSIONS | SEAT DIMENSIONS |    |    | BACK DIMENSIONS |      |    |    |
|--------------------|-----------------|----|----|-----------------|------|----|----|
|                    | W               | D  | H  | W               | H    |    |    |
| 22.5               | 22              | 38 | 17 | 16              | 24.5 | 17 | 15 |

**RTA 00**

| DESCRIPTION   | FEATURES   | MODEL#                    | STANDARD TEXTILE GRADES |          |                        |          |          |                        |          |       |        |        |        |        |   |  |
|---|--|---------------------------|-------------------------|----------|------------------------|----------|----------|------------------------|----------|-------|--------|--------|--------|--------|---|--|
|   |  |                           | 1                       | 2        | 3                      | 4        | 5        | 6                      | 7        | 8     | 9      | 10     | 11     | 12     |   |  |
|  <p><b>Armless Bar Stool</b><br/>COM Yardage: 0.75<br/>Freight Class: 300<br/>Product Weight (lbs.): 18<br/>Cubic Feet Per Carton: 14.75 (1 per carton)</p>  | <p>Upholstered Seat and back.<br/>Stacks 5 high on floor.<br/>Stacks 10 high on dolly.</p> | <b>6561</b>               | \$610                   | \$641    | \$662                  | \$696    | \$742    | \$755                  | \$795    | \$873 | \$907  | \$978  | \$1074 | \$1197 |   |  |
|   |  | <b>OVERALL DIMENSIONS</b> |                         |          | <b>SEAT DIMENSIONS</b> |          |          | <b>BACK DIMENSIONS</b> |          |       |        |        |        |        |   |  |
|   |  | <b>W</b>                  | <b>D</b>                | <b>H</b> | <b>W</b>               | <b>D</b> | <b>H</b> | <b>W</b>               | <b>H</b> |       |        |        |        |        |   |  |
|   |  | 22                        | 23                      | 42.5     | 17                     | 16       | 28.5     | 17                     | 15       |       |        |        |        |        |   |  |
|   |  |                           | <b>RTA 00</b>           |          |                        |          |          |                        |          |       |        |        |        |        |   |  |
|  <p><b>Armless Counter Stool</b><br/>COM Yardage: 0.75<br/>Freight Class: 300<br/>Product Weight (lbs.): 27<br/>Cubic Feet Per Carton: 14.75 (2 per carton)</p>  | <p>Upholstered Seat and back.<br/>Stacks 5 high on floor.</p>                              | <b>6561CS</b>             | \$610                   | \$639    | \$662                  | \$694    | \$740    | \$755                  | \$794    | \$872 | \$907  | \$978  | \$1074 | \$1197 |   |  |
|   |  | <b>OVERALL DIMENSIONS</b> |                         |          | <b>SEAT DIMENSIONS</b> |          |          | <b>BACK DIMENSIONS</b> |          |       |        |        |        |        |   |  |
|   |  | <b>W</b>                  | <b>D</b>                | <b>H</b> | <b>W</b>               | <b>D</b> | <b>H</b> | <b>W</b>               | <b>H</b> |       |        |        |        |        |   |  |
|   |  | 22.5                      | 22                      | 38       | 17                     | 16       | 24.5     | 17                     | 15       |       |        |        |        |        |   |  |
|   |  |                           | <b>RTA 00</b>           |          |                        |          |          |                        |          |       |        |        |        |        |   |  |
|  <p><b>6563</b></p>  <p><b>6563MB (Mesh Back)</b></p> <p><b>Bar Stool w/Arms</b><br/>COM Yardage: N/A<br/>Freight Class: 300<br/>Product Weight (lbs.): 19<br/>Cubic Feet Per Carton: 14.75 (1 per carton)</p>          | <p>Polypropylene Seat.<br/>Stacks 5 high on floor.<br/>Stacks 10 high on dolly.</p>        | <b>6563</b>               | \$587                   | -        | -                      | -        | -        | -                      | -        | -     | -      | -      | -      | -      |   |  |
|   |  | <b>6563MB</b>             | \$674                   | -        | -                      | -        | -        | -                      | -        | -     | -      | -      | -      | -      | - |  |
|   |  | <b>OVERALL DIMENSIONS</b> |                         |          | <b>SEAT DIMENSIONS</b> |          |          | <b>BACK DIMENSIONS</b> |          |       |        |        |        |        |   |  |
|   |  | <b>W</b>                  | <b>D</b>                | <b>H</b> | <b>W</b>               | <b>D</b> | <b>H</b> | <b>W</b>               | <b>H</b> |       |        |        |        |        |   |  |
| 23  | 23   | 42                        | 17                      | 16       | 28                     | 17       | 15       |                        |          |       |        |        |        |        |   |  |
|   |  |                           | <b>RTA 00</b>           |          |                        |          |          |                        |          |       |        |        |        |        |   |  |
|  <p><b>6563CS</b></p>  <p><b>6563CSMB (Mesh Back)</b></p> <p><b>Counter Stool w/Arms</b><br/>COM Yardage: N/A<br/>Freight Class: 300<br/>Product Weight (lbs.): 21<br/>Cubic Feet Per Carton: 14.5 (2 per carton)</p> | <p>Polypropylene Seat.<br/>Stacks 5 high on floor.</p>                                     | <b>6563CS</b>             | \$587                   | -        | -                      | -        | -        | -                      | -        | -     | -      | -      | -      | -      |   |  |
|   |  | <b>6563CSMB</b>           | \$674                   | -        | -                      | -        | -        | -                      | -        | -     | -      | -      | -      | -      | - |  |
|   |  | <b>OVERALL DIMENSIONS</b> |                         |          | <b>SEAT DIMENSIONS</b> |          |          | <b>BACK DIMENSIONS</b> |          |       |        |        |        |        |   |  |
|   |  | <b>W</b>                  | <b>D</b>                | <b>H</b> | <b>W</b>               | <b>D</b> | <b>H</b> | <b>W</b>               | <b>H</b> |       |        |        |        |        |   |  |
| 22.5  | 23   | 38                        | 17                      | 16       | 24                     | 17       | 15       |                        |          |       |        |        |        |        |   |  |
|   |  |                           | <b>RTA 00</b>           |          |                        |          |          |                        |          |       |        |        |        |        |   |  |
|  <p><b>6564</b></p>  <p><b>6564MB (Mesh Back)</b></p> <p><b>Bar Stool w/Arms</b><br/>COM Yardage: 0.75<br/>Freight Class: 300<br/>Product Weight (lbs.): 19<br/>Cubic Feet Per Carton: 14.75 (1 per carton)</p>       | <p>Upholstered Seat.<br/>Stacks 5 high on floor.</p>                                       | <b>6564</b>               | \$626                   | \$659    | \$679                  | \$712    | \$754    | \$772                  | \$812    | \$889 | \$925  | \$993  | \$1090 | \$1211 |   |  |
|   |  | <b>6564MB</b>             | \$726                   | \$759    | \$782                  | \$814    | \$859    | \$876                  | \$919    | \$993 | \$1031 | \$1103 | \$1203 | \$1322 |   |  |
|   |  | <b>OVERALL DIMENSIONS</b> |                         |          | <b>SEAT DIMENSIONS</b> |          |          | <b>BACK DIMENSIONS</b> |          |       |        |        |        |        |   |  |
|   |  | <b>W</b>                  | <b>D</b>                | <b>H</b> | <b>W</b>               | <b>D</b> | <b>H</b> | <b>W</b>               | <b>H</b> |       |        |        |        |        |   |  |
| 23  | 23   | 42.5                      | 17                      | 16       | 28.5                   | 17       | 15       |                        |          |       |        |        |        |        |   |  |
|   |  |                           | <b>RTA 00</b>           |          |                        |          |          |                        |          |       |        |        |        |        |   |  |

| DESCRIPTION  | FEATURES  | MODEL# | STANDARD TEXTILE GRADES |       |       |                 |       |       |                 |       |       |        |        |        |        |
|--|---|--------|-------------------------|-------|-------|-----------------|-------|-------|-----------------|-------|-------|--------|--------|--------|--------|
|  |   |        | 1                       | 2     | 3     | 4               | 5     | 6     | 7               | 8     | 9     | 10     | 11     | 12     |        |
| <br>6564CS | <br>6564CSMB (Mesh Back) |        | 1                       | 2     | 3     | 4               | 5     | 6     | 7               | 8     | 9     | 10     | 11     | 12     |        |
|  |   |        | 6564CS                  | \$626 | \$659 | \$679           | \$712 | \$754 | \$772           | \$812 | \$889 | \$925  | \$993  | \$1090 | \$1211 |
|  |   |        | 6564CSMB                | \$726 | \$759 | \$782           | \$814 | \$859 | \$876           | \$919 | \$993 | \$1031 | \$1103 | \$1203 | \$1322 |
|  |   |        | Mesh Back               |       |       |                 |       |       |                 |       |       |        |        |        |        |
|  |   |        | OVERALL DIMENSIONS      |       |       | SEAT DIMENSIONS |       |       | BACK DIMENSIONS |       |       |        |        |        |        |
|  |   |        | W                       | D     | H     | W               | D     | H     | W               | H     |       |        |        |        |        |
|  |   |        | 22.5                    | 23    | 38    | 17              | 16    | 24.5  | 17              | 15    |       |        |        |        |        |
|  |   |        | RTA 00                  |       |       |                 |       |       |                 |       |       |        |        |        |        |

**Counter Stool w/Arms**  
 COM Yardage: 0.75  
 Freight Class: 300  
 Product Weight (lbs.): 25  
 Cubic Feet Per Carton: 14.75 (2 per carton)

Upholstered Seat.  
 Stacks 5 high on floor.



**Bar Stool w/Arms**  
 COM Yardage: 0.75  
 Freight Class: 300  
 Product Weight (lbs.): 19  
 Cubic Feet Per Carton: 14.75 (1 per carton)

Upholstered seat and back.  
 Stacks 5 high on floor.

|      | STANDARD TEXTILE GRADES |       |                    |       |       |                 |       |       |                 |        |        |        |  |  |
|------|-------------------------|-------|--------------------|-------|-------|-----------------|-------|-------|-----------------|--------|--------|--------|--|--|
|      | 1                       | 2     | 3                  | 4     | 5     | 6               | 7     | 8     | 9               | 10     | 11     | 12     |  |  |
| 6565 | \$668                   | \$702 | \$722              | \$755 | \$798 | \$816           | \$855 | \$933 | \$972           | \$1040 | \$1135 | \$1255 |  |  |
|      |                         |       | OVERALL DIMENSIONS |       |       | SEAT DIMENSIONS |       |       | BACK DIMENSIONS |        |        |        |  |  |
|      |                         |       | W                  | D     | H     | W               | D     | H     | W               | H      |        |        |  |  |
|      |                         |       | 23                 | 23    | 42.5  | 17              | 16    | 28.5  | 17              | 15     |        |        |  |  |
|      |                         |       | RTA 00             |       |       |                 |       |       |                 |        |        |        |  |  |



**Counter Stool w/Arms**  
 COM Yardage: 0.75  
 Freight Class: 300  
 Product Weight (lbs.): 27  
 Cubic Feet Per Carton: 14.75 (2 per carton)

Upholstered Seat.  
 Stacks 5 high on floor.

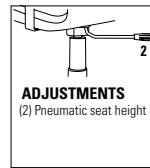
|        | STANDARD TEXTILE GRADES |       |                    |       |       |                 |       |       |                 |        |        |        |  |  |
|--------|-------------------------|-------|--------------------|-------|-------|-----------------|-------|-------|-----------------|--------|--------|--------|--|--|
|        | 1                       | 2     | 3                  | 4     | 5     | 6               | 7     | 8     | 9               | 10     | 11     | 12     |  |  |
| 6565CS | \$668                   | \$702 | \$722              | \$755 | \$798 | \$816           | \$855 | \$933 | \$972           | \$1040 | \$1135 | \$1255 |  |  |
|        |                         |       | OVERALL DIMENSIONS |       |       | SEAT DIMENSIONS |       |       | BACK DIMENSIONS |        |        |        |  |  |
|        |                         |       | W                  | D     | H     | W               | D     | H     | W               | H      |        |        |  |  |
|        |                         |       | 22.5               | 23    | 38    | 17              | 16    | 24.5  | 17              | 15     |        |        |  |  |
|        |                         |       | RTA 00             |       |       |                 |       |       |                 |        |        |        |  |  |



**LB Task w/Arms**  
 COM Yardage: N/A  
 Freight Class: 250  
 Product Weight (lbs.): 23  
 Cubic Feet Per Carton: 6.5




6567MB



**ADJUSTMENTS**  
 (2) Pneumatic seat height

Polypropylene seat.  
 Ergonomic features: C

Available with tablet:  
 Specify (L) left or (R) right tablet.  
 (Example: 657TL or 6567TR).

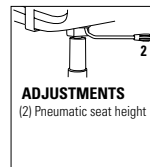
| List price |        |  |  |      |      |                 |    |           |                 |    |  |  |  |  |
|------------|--------|--|--|------|------|-----------------|----|-----------|-----------------|----|--|--|--|--|
| 6567       | \$603  |  |  |      |      |                 |    |           |                 |    |  |  |  |  |
| 6567T      | \$1001 |  |  |      |      |                 |    |           |                 |    |  |  |  |  |
| 6567MB     | \$674  |  |  |      |      |                 |    |           |                 |    |  |  |  |  |
| 6567MBT    | \$1087 |  |  |      |      |                 |    |           |                 |    |  |  |  |  |
|            |        |  | OVERALL DIMENSIONS   |      |      | SEAT DIMENSIONS |    |           | BACK DIMENSIONS |    |  |  |  |  |
|            |        |  | W  | D    | H    | W               | D  | H         | W               | H  |  |  |  |  |
|            |        |  | 23   | 20.5 | 32.5 | 17              | 16 | 15.5-20.5 | 17              | 15 |  |  |  |  |
|            |        |  | RTA 1  1 per carton |      |      |                 |    |           |                 |    |  |  |  |  |



6568




6568MB


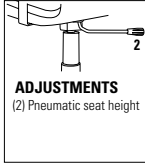











**ADJUSTMENTS**  
 (2) Pneumatic seat height









Upholstered seat.  
 Ergonomic features: C






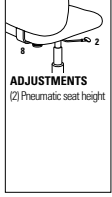


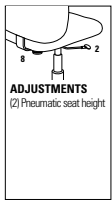

Available with tablet:  
 Specify (L) left or (R) right tablet.  
 (Example: 6568TL or 6568TR).

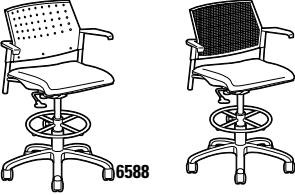
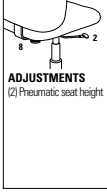



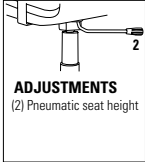


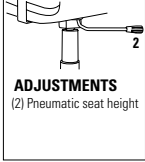

|         | STANDARD TEXTILE GRADES |        |  |        |        |                 |        |        |                 |        |        |        |  |  |
|---------|-------------------------|--------|--|--------|--------|-----------------|--------|--------|-----------------|--------|--------|--------|--|--|
|         | 1                       | 2      | 3  | 4      | 5      | 6               | 7      | 8      | 9               | 10     | 11     | 12     |  |  |
| 6568    | \$646                   | \$675  | \$696  | \$732  | \$775  | \$791           | \$831  | \$909  | \$942           | \$1015 | \$1109 | \$1231 |  |  |
| 6568T   | \$1041                  | \$1074 | \$1097   | \$1134 | \$1185 | \$1209          | \$1255 | \$1330 | \$1387          | \$1450 | \$1581 | \$1722 |  |  |
| 6568MB  | \$710                   | \$739  | \$760  | \$794  | \$842  | \$857           | \$896  | \$976  | \$1014          | \$1083 | \$1185 | \$1304 |  |  |
| 6568MBT | \$1107                  | \$1141 | \$1165   | \$1201 | \$1253 | \$1279          | \$1326 | \$1400 | \$1458          | \$1523 | \$1655 | \$1798 |  |  |
|         |                         |        | OVERALL DIMENSIONS   |        |        | SEAT DIMENSIONS |        |        | BACK DIMENSIONS |        |        |        |  |  |
|         |                         |        | W  | D      | H      | W               | D      | H      | W               | H      |        |        |  |  |
|         |                         |        | 23   | 20.5   | 32.5   | 17              | 16     | 16-21  | 17              | 14.5   |        |        |  |  |
|         |                         |        | RTA 1  1 per carton |        |        |                 |        |        |                 |        |        |        |  |  |


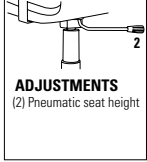

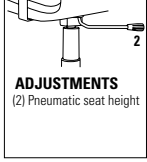
| DESCRIPTION   | FEATURES  | MODEL# | STANDARD TEXTILE GRADES   |        |        |                        |   |              |                        |        |        |        |        |        |        |
|---|---|--------|---------------------------|--------|--------|------------------------|---|--------------|------------------------|--------|--------|--------|--------|--------|--------|
|   |   |        | 1                         | 2      | 3      | 4                      | 5   | 6            | 7                      | 8      | 9      | 10     | 11     | 12     |        |
|  <p><b>LB Task w/Arms</b><br/>COM Yardage: N/A<br/>Freight Class: 250<br/>Product Weight (lbs.): 25<br/>Cubic Feet Per Carton: 6.5</p> |  <p><b>ADJUSTMENTS</b><br/>(2) Pneumatic seat height</p> |        | 1                         | 2      | 3      | 4                      | 5   | 6            | 7                      | 8      | 9      | 10     | 11     | 12     |        |
|   |   |        | 6569                      | \$691  | \$722  | \$741                  | \$777   | \$821        | \$837                  | \$877  | \$955  | \$988  | \$1060 | \$1154 | \$1277 |
|   |   |        | 6569T                     | \$1076 | \$1110 | \$1134                 | \$1169  | \$1221       | \$1244                 | \$1289 | \$1363 | \$1420 | \$1481 | \$1610 | \$1749 |
|   |   |        | <b>OVERALL DIMENSIONS</b> |        |        | <b>SEAT DIMENSIONS</b> |   |              | <b>BACK DIMENSIONS</b> |        |        |        |        |        |        |
|   |   |        | W                         | D      | H      | W                      | D   | H            | W                      | H      |        |        |        |        |        |
|   |   |        | 23                        | 20.5   | 33     | 17                     | 15.5  | 16-21        | 17                     | 15     |        |        |        |        |        |
|   |   |        |                           |        |        | <b>RTA 1</b>           |  | 1 per carton |                        |        |        |        |        |        |        |
| <p>Upholstered seat &amp; back.<br/>Ergonomic features: C</p> <p><b>Available with tablet:</b><br/><b>Specify (L) left or (R) right tablet.</b><br/><b>(Example: 6569TL or 6569TR).</b></p>                             |   |        |                           |        |        |                        |   |              |                        |        |        |        |        |        |        |
|  <p><b>6573</b></p>  |  <p><b>6573MB (Mesh Back)</b></p>                        |        | 1                         | 2      | 3      | 4                      | 5   | 6            | 7                      | 8      | 9      | 10     | 11     | 12     |        |
|   |   |        | 6573                      | \$485  | -      | -                      | -   | -            | -                      | -      | -      | -      | -      | -      | -      |
|   |   |        | 6573MB                    | \$550  | -      | -                      | -   | -            | -                      | -      | -      | -      | -      | -      | -      |
|   |   |        | <b>OVERALL DIMENSIONS</b> |        |        | <b>SEAT DIMENSIONS</b> |   |              | <b>BACK DIMENSIONS</b> |        |        |        |        |        |        |
|   |   |        | W                         | D      | H      | W                      | D   | H            | W                      | H      |        |        |        |        |        |
|   |   |        | 23                        | 21     | 32     | 17                     | 16  | 17.5         | 17                     | 14.5   |        |        |        |        |        |
|   |   |        |                           |        |        | <b>RTA 00</b>          |   |              |                        |        |        |        |        |        |        |
| <p>Polypropylene Seat. Does not stack.</p>  |   |        |                           |        |        |                        |   |              |                        |        |        |        |        |        |        |
|  <p><b>6573TR</b></p>   |  <p><b>6573TRMB (Mesh Back)</b></p>                     |        | 1                         | 2      | 3      | 4                      | 5   | 6            | 7                      | 8      | 9      | 10     | 11     | 12     |        |
|   |   |        | 6573T                     | \$823  | -      | -                      | -   | -            | -                      | -      | -      | -      | -      | -      | -      |
|   |   |        | 6573TMB                   | \$881  | -      | -                      | -   | -            | -                      | -      | -      | -      | -      | -      | -      |
|   |   |        | <b>OVERALL DIMENSIONS</b> |        |        | <b>SEAT DIMENSIONS</b> |   |              | <b>BACK DIMENSIONS</b> |        |        |        |        |        |        |
|   |   |        | W                         | D      | H      | W                      | D   | H            | W                      | H      |        |        |        |        |        |
|   |   |        | 25                        | 26.5   | 32.5   | 17                     | 16  | 18           | 17                     | 15     |        |        |        |        |        |
|   |   |        |                           |        |        | <b>RTA 00</b>          |   |              |                        |        |        |        |        |        |        |
| <p>Polypropylene Seat. Does not stack.<br/><b>Must specify (L) Left or (R) Right Tablet</b><br/><b>(Example: 6573TL or 6573TR)</b></p>  |   |        |                           |        |        |                        |   |              |                        |        |        |        |        |        |        |
|  <p><b>6574</b></p>  |  <p><b>6574MB (Mesh Back)</b></p>                      |        | 1                         | 2      | 3      | 4                      | 5   | 6            | 7                      | 8      | 9      | 10     | 11     | 12     |        |
|   |   |        | 6574                      | \$532  | \$561  | \$584                  | \$618   | \$660        | \$678                  | \$718  | \$792  | \$828  | \$901  | \$998  | \$1118 |
|   |   |        | 6574MB                    | \$597  | \$630  | \$651                  | \$684   | \$730        | \$747                  | \$786  | \$863  | \$904  | \$974  | \$1074 | \$1195 |
|   |   |        | <b>OVERALL DIMENSIONS</b> |        |        | <b>SEAT DIMENSIONS</b> |   |              | <b>BACK DIMENSIONS</b> |        |        |        |        |        |        |
|   |   |        | W                         | D      | H      | W                      | D   | H            | W                      | H      |        |        |        |        |        |
|   |   |        | 23                        | 21.5   | 33     | 17                     | 16  | 18           | 17                     | 14     |        |        |        |        |        |
|   |   |        |                           |        |        | <b>RTA 00</b>          |   |              |                        |        |        |        |        |        |        |
| <p>Upholstered Seat. Does not stack.</p>  |   |        |                           |        |        |                        |   |              |                        |        |        |        |        |        |        |
|  <p><b>6574TR</b></p>  |  <p><b>6574TRMB (Mesh Back)</b></p>                    |        | 1                         | 2      | 3      | 4                      | 5   | 6            | 7                      | 8      | 9      | 10     | 11     | 12     |        |
|   |   |        | 6574T                     | \$868  | \$902  | \$926                  | \$960   | \$1010       | \$1027                 | \$1073 | \$1155 | \$1195 | \$1272 | \$1375 | \$1506 |
|   |   |        | 6574TMB                   | \$930  | \$964  | \$988                  | \$1022  | \$1072       | \$1089                 | \$1135 | \$1217 | \$1257 | \$1334 | \$1437 | \$1568 |
|   |   |        | <b>OVERALL DIMENSIONS</b> |        |        | <b>SEAT DIMENSIONS</b> |   |              | <b>BACK DIMENSIONS</b> |        |        |        |        |        |        |
|   |   |        | W                         | D      | H      | W                      | D   | H            | W                      | H      |        |        |        |        |        |
|   |   |        | 25                        | 26.5   | 32.5   | 17                     | 16  | 18           | 17                     | 15     |        |        |        |        |        |
|   |   |        |                           |        |        | <b>RTA 00</b>          |   |              |                        |        |        |        |        |        |        |
| <p>Upholstered Seat. Does not stack.<br/><b>Must specify (L) Left or (R) Right Tablet</b><br/><b>(Example: 6574TL or 6574TR)</b></p>  |   |        |                           |        |        |                        |   |              |                        |        |        |        |        |        |        |



| DESCRIPTION   | FEATURES   | MODEL#  | STANDARD TEXTILE GRADES   |          |          |                        |          |          |                        |          |        |        |        |        |
|---|--|---------|---------------------------|----------|----------|------------------------|----------|----------|------------------------|----------|--------|--------|--------|--------|
|   |  |         | 1                         | 2        | 3        | 4                      | 5        | 6        | 7                      | 8        | 9      | 10     | 11     | 12     |
|  <p><b>Armchair w/Casters</b><br/>COM Yardage: 0.75<br/>Freight Class: 250<br/>Product Weight (lbs.): 15<br/>Cubic Feet Per Carton: 13.5 (2 per carton)</p>  | Upholstered Seat and Back.<br>Does not stack.  | 6575    | \$556                     | \$589    | \$610    | \$643                  | \$686    | \$702    | \$743                  | \$819    | \$853  | \$925  | \$1020 | \$1142 |
|   |  |         | <b>OVERALL DIMENSIONS</b> |          |          | <b>SEAT DIMENSIONS</b> |          |          | <b>BACK DIMENSIONS</b> |          |        |        |        |        |
|   |  |         | <b>W</b>                  | <b>D</b> | <b>H</b> | <b>W</b>               | <b>D</b> | <b>H</b> | <b>W</b>               | <b>H</b> |        |        |        |        |
|   |  |         | 23                        | 21.5     | 32.5     | 17                     | 15.5     | 18       | 17                     | 14.5     |        |        |        |        |
|   |  |         | <b>RTA 00</b>             |          |          |                        |          |          |                        |          |        |        |        |        |
|  <p><b>6575TR</b></p> <p><b>Armchair w/Tablet and Casters</b><br/>COM Yardage: 0.75<br/>Freight Class: 300<br/>Product Weight (lbs.): 30<br/>Cubic Feet Per Carton: 14.25 (1 per carton)</p>                     | Upholstered Seat & Back. Does not stack.<br><b>Must specify (L) Left or (R) Right Tablet (Example: 6575TL or 6575TR)</b> | 6575T   | \$902                     | \$936    | \$960    | \$994                  | \$1044   | \$1061   | \$1107                 | \$1189   | \$1229 | \$1306 | \$1409 | \$1540 |
|   |  |         | <b>OVERALL DIMENSIONS</b> |          |          | <b>SEAT DIMENSIONS</b> |          |          | <b>BACK DIMENSIONS</b> |          |        |        |        |        |
|   |  |         | <b>W</b>                  | <b>D</b> | <b>H</b> | <b>W</b>               | <b>D</b> | <b>H</b> | <b>W</b>               | <b>H</b> |        |        |        |        |
|   |  |         | 25                        | 26.5     | 32.5     | 17                     | 16       | 18.5     | 17                     | 15       |        |        |        |        |
|   |  |         | <b>RTA 00</b>             |          |          |                        |          |          |                        |          |        |        |        |        |
|  <p><b>6577</b></p> <p><b>Armless Chair w/Casters</b><br/>COM Yardage: N/A<br/>Freight Class: 300<br/>Product Weight (lbs.): 12<br/>Cubic Feet Per Carton: 13.5 (2 per carton)</p>                              | Polypropylene Seat. Does not stack.  | 6577    | \$422                     | -        | -        | -                      | -        | -        | -                      | -        | -      | -      | -      | -      |
|   |  |         | <b>OVERALL DIMENSIONS</b> |          |          | <b>SEAT DIMENSIONS</b> |          |          | <b>BACK DIMENSIONS</b> |          |        |        |        |        |
|   |  |         | <b>W</b>                  | <b>D</b> | <b>H</b> | <b>W</b>               | <b>D</b> | <b>H</b> | <b>W</b>               | <b>H</b> |        |        |        |        |
|   |  |         | 21                        | 21       | 33       | 17                     | 16       | 17.5     | 17                     | 14.5     |        |        |        |        |
|   |  |         | <b>RTA 00</b>             |          |          |                        |          |          |                        |          |        |        |        |        |
|  <p><b>6577MB (Mesh Back)</b></p> <p><b>Armless Chair w/Casters</b><br/>COM Yardage: N/A<br/>Freight Class: 300<br/>Product Weight (lbs.): 12<br/>Cubic Feet Per Carton: 13.5 (2 per carton)</p>                | Polypropylene Seat. Does not stack.  | 6577MB  | \$482                     | -        | -        | -                      | -        | -        | -                      | -        | -      | -      | -      | -      |
|   |  |         | <b>OVERALL DIMENSIONS</b> |          |          | <b>SEAT DIMENSIONS</b> |          |          | <b>BACK DIMENSIONS</b> |          |        |        |        |        |
|   |  |         | <b>W</b>                  | <b>D</b> | <b>H</b> | <b>W</b>               | <b>D</b> | <b>H</b> | <b>W</b>               | <b>H</b> |        |        |        |        |
|   |  |         | 21                        | 21       | 33       | 17                     | 16       | 17.5     | 17                     | 14.5     |        |        |        |        |
|   |  |         | <b>RTA 00</b>             |          |          |                        |          |          |                        |          |        |        |        |        |
|  <p><b>6577TR</b></p> <p><b>Armless Chair w/Tablet and Casters</b><br/>COM Yardage: N/A<br/>Freight Class: 300<br/>Product Weight (lbs.): 27<br/>Cubic Feet Per Carton: 14.25 (1 per carton)</p>               | Polypropylene Seat. Does not stack.<br><b>Must specify (L) Left or (R) Right Tablet (Example: 6577TL or 6577TR)</b>      | 6577T   | \$750                     | -        | -        | -                      | -        | -        | -                      | -        | -      | -      | -      | -      |
|   |  |         | <b>OVERALL DIMENSIONS</b> |          |          | <b>SEAT DIMENSIONS</b> |          |          | <b>BACK DIMENSIONS</b> |          |        |        |        |        |
|   |  |         | <b>W</b>                  | <b>D</b> | <b>H</b> | <b>W</b>               | <b>D</b> | <b>H</b> | <b>W</b>               | <b>H</b> |        |        |        |        |
|   |  |         | 24.75                     | 26.5     | 32.5     | 17                     | 16       | 18       | 17                     | 15       |        |        |        |        |
|   |  |         | <b>RTA 00</b>             |          |          |                        |          |          |                        |          |        |        |        |        |
|  <p><b>6577TRMB (Mesh Back)</b></p> <p><b>Armless Chair w/Tablet and Casters</b><br/>COM Yardage: N/A<br/>Freight Class: 300<br/>Product Weight (lbs.): 27<br/>Cubic Feet Per Carton: 14.25 (1 per carton)</p> | Polypropylene Seat. Does not stack.  | 6577TMB | \$809                     | -        | -        | -                      | -        | -        | -                      | -        | -      | -      | -      | -      |
|   |  |         | <b>OVERALL DIMENSIONS</b> |          |          | <b>SEAT DIMENSIONS</b> |          |          | <b>BACK DIMENSIONS</b> |          |        |        |        |        |
|   |  |         | <b>W</b>                  | <b>D</b> | <b>H</b> | <b>W</b>               | <b>D</b> | <b>H</b> | <b>W</b>               | <b>H</b> |        |        |        |        |
|   |  |         | 24.75                     | 26.5     | 32.5     | 17                     | 16       | 18       | 17                     | 15       |        |        |        |        |
|   |  |         | <b>RTA 00</b>             |          |          |                        |          |          |                        |          |        |        |        |        |
|  <p><b>6578</b></p> <p><b>Armless Chair w/Casters</b><br/>COM Yardage: 0.75<br/>Freight Class: 300<br/>Product Weight (lbs.): 13<br/>Cubic Feet Per Carton: 13.5 (2 per carton)</p>                            | Upholstered Seat. Does not stack.  | 6578    | \$466                     | \$499    | \$518    | \$553                  | \$596    | \$614    | \$653                  | \$729    | \$765  | \$838  | \$932  | \$1052 |
|   |  |         | <b>OVERALL DIMENSIONS</b> |          |          | <b>SEAT DIMENSIONS</b> |          |          | <b>BACK DIMENSIONS</b> |          |        |        |        |        |
|   |  |         | <b>W</b>                  | <b>D</b> | <b>H</b> | <b>W</b>               | <b>D</b> | <b>H</b> | <b>W</b>               | <b>H</b> |        |        |        |        |
|   |  |         | 21                        | 21.5     | 33       | 17                     | 16       | 18       | 17                     | 14       |        |        |        |        |
|   |  |         | <b>RTA 00</b>             |          |          |                        |          |          |                        |          |        |        |        |        |
|  <p><b>6578MB (Mesh Back)</b></p> <p><b>Armless Chair w/Casters</b><br/>COM Yardage: 0.75<br/>Freight Class: 300<br/>Product Weight (lbs.): 13<br/>Cubic Feet Per Carton: 13.5 (2 per carton)</p>              | Upholstered Seat. Does not stack.  | 6578MB  | \$534                     | \$559    | \$582    | \$614                  | \$662    | \$679    | \$718                  | \$797    | \$833  | \$905  | \$1005 | \$1125 |
|   |  |         | <b>OVERALL DIMENSIONS</b> |          |          | <b>SEAT DIMENSIONS</b> |          |          | <b>BACK DIMENSIONS</b> |          |        |        |        |        |
|   |  |         | <b>W</b>                  | <b>D</b> | <b>H</b> | <b>W</b>               | <b>D</b> | <b>H</b> | <b>W</b>               | <b>H</b> |        |        |        |        |
|   |  |         | 21                        | 21.5     | 33       | 17                     | 16       | 18       | 17                     | 14       |        |        |        |        |
|   |  |         | <b>RTA 00</b>             |          |          |                        |          |          |                        |          |        |        |        |        |

| DESCRIPTION  | FEATURES  | MODEL#       | STANDARD TEXTILE GRADES     |       |       |   |        |        |                        |        |        |        |        |        |
|--|---|--------------|-----------------------------|-------|-------|---|--------|--------|------------------------|--------|--------|--------|--------|--------|
|  |   |              | 1                           | 2     | 3     | 4   | 5      | 6      | 7                      | 8      | 9      | 10     | 11     | 12     |
|  <p><b>6578TR</b></p> <p><b>Armless Chair w/Tablet and Casters</b><br/>COM Yardage: 0.75<br/>Freight Class: 300<br/>Product Weight (lbs.): 28<br/>Cubic Feet Per Carton: 14.25 (1 per carton)</p> |  <p><b>6578TRMB (Mesh Back)</b></p> <p>Upholstered Seat. Does not stack.<br/><b>Must specify (L) Left or (R) Right Tablet</b><br/><b>(Example: 6578TL or 6578TR)</b></p> | <b>6578T</b> | \$795                       | \$829 | \$853 | \$887   | \$937  | \$954  | \$1000                 | \$1082 | \$1122 | \$1199 | \$1302 | \$1433 |
|  |   |              | <b>6578TMB</b><br>Mesh Back | \$849 | \$883 | \$907   | \$941  | \$991  | \$1008                 | \$1054 | \$1136 | \$1176 | \$1253 | \$1356 |
| <b>OVERALL DIMENSIONS</b>  |   |              | <b>SEAT DIMENSIONS</b>      |       |       | <b>BACK DIMENSIONS</b>  |        |        |                        |        |        |        |        |        |
| <b>W D H</b>   |   |              | <b>W D H</b>                |       |       | <b>W H</b>  |        |        |                        |        |        |        |        |        |
| 24.75 26.5 32.5  |   |              | 17 16 18.5                  |       |       | 17 15   |        |        |                        |        |        |        |        |        |
|  |   |              | <b>RTA 00</b>               |       |       |   |        |        |                        |        |        |        |        |        |
|  <p><b>6579</b></p> <p><b>Armless chair w/Casters</b><br/>COM Yardage: 0.75<br/>Freight Class: 250<br/>Product Weight (lbs.): 13<br/>Cubic Feet Per Carton: 13.5 (2 per carton)</p>               | <p>Upholstered Seat and Back.<br/>Does not stack.</p>   | <b>6579</b>  | \$510                       | \$541 | \$560 | \$594   | \$640  | \$656  | \$695                  | \$773  | \$807  | \$879  | \$974  | \$1095 |
|  |   |              | <b>OVERALL DIMENSIONS</b>   |       |       | <b>SEAT DIMENSIONS</b>  |        |        | <b>BACK DIMENSIONS</b> |        |        |        |        |        |
| <b>W D H</b>   |   |              | <b>W D H</b>                |       |       | <b>W H</b>  |        |        |                        |        |        |        |        |        |
| 21 21.5 32.5   |   |              | 17 15.5 18                  |       |       | 17 14.5   |        |        |                        |        |        |        |        |        |
|  |   |              | <b>RTA 00</b>               |       |       |   |        |        |                        |        |        |        |        |        |
|  <p><b>6579T</b></p> <p><b>Armless Chair w/Tablet and Casters</b><br/>COM Yardage: 0.75<br/>Freight Class: 300<br/>Product Weight (lbs.): 18<br/>Cubic Feet Per Carton: 11.75 (1 per carton)</p> | <p>Upholstered Seat &amp; Back. Does not stack.<br/><b>Must specify (L) Left or (R) Right Tablet</b><br/><b>(Example: 6579TL or 6579TR)</b></p>   | <b>6579T</b> | \$849                       | \$883 | \$907 | \$941   | \$991  | \$1008 | \$1054                 | \$1136 | \$1176 | \$1253 | \$1356 | \$1487 |
|  |   |              | <b>OVERALL DIMENSIONS</b>   |       |       | <b>SEAT DIMENSIONS</b>  |        |        | <b>BACK DIMENSIONS</b> |        |        |        |        |        |
| <b>W D H</b>   |   |              | <b>W D H</b>                |       |       | <b>W H</b>  |        |        |                        |        |        |        |        |        |
| 23.5 21.5 33   |   |              | 17 16 18.5                  |       |       | 17 15   |        |        |                        |        |        |        |        |        |
|  |   |              | <b>RTA 00</b>               |       |       |   |        |        |                        |        |        |        |        |        |
|  <p><b>6586</b></p> <p><b>LB Task Drafting Chair</b><br/>COM Yardage: 0.75<br/>Freight Class: 250<br/>Product Weight (lbs.): 28<br/>Cubic Feet Per Carton: 8.25 (1 per carton)</p>              |  <p><b>ADJUSTMENTS</b><br/>(2) Pneumatic seat height</p>   | <b>6586</b>  | \$944                       | \$975 | \$998 | \$1031  | \$1074 | \$1094 | \$1133                 | \$1210 | \$1249 | \$1320 | \$1419 | \$1540 |
|  |   |              | <b>OVERALL DIMENSIONS</b>   |       |       | <b>SEAT DIMENSIONS</b>  |        |        | <b>BACK DIMENSIONS</b> |        |        |        |        |        |
| <b>W D H</b>   |   |              | <b>W D H</b>                |       |       | <b>W H</b>  |        |        |                        |        |        |        |        |        |
| 24 21.5 21.5   |   |              | 17 16 22-32                 |       |       | 17 14.5   |        |        |                        |        |        |        |        |        |
|  |   |              | <b>RTA 1</b>                |       |       |  |        |        |                        |        |        |        |        |        |
|  <p><b>6587</b></p> <p><b>LB Task Drafting Chair</b><br/>COM Yardage: N/A<br/>Freight Class: 250<br/>Product Weight (lbs.): 26<br/>Cubic Feet Per Carton: 8.25 (1 per carton)</p>               |  <p><b>ADJUSTMENTS</b><br/>(2) Pneumatic seat height</p>   | <b>6587</b>  | \$792                       | -     | -     | -   | -      | -      | -                      | -      | -      | -      | -      | -      |
|  |   |              | <b>OVERALL DIMENSIONS</b>   |       |       | <b>SEAT DIMENSIONS</b>  |        |        | <b>BACK DIMENSIONS</b> |        |        |        |        |        |
| <b>W D H</b>   |   |              | <b>W D H</b>                |       |       | <b>W H</b>  |        |        |                        |        |        |        |        |        |
| 24.0 21.5 42.5   |   |              | 17 16 22-32                 |       |       | 17 14.5   |        |        |                        |        |        |        |        |        |
|  |   |              | <b>RTA 1</b>                |       |       |  |        |        |                        |        |        |        |        |        |

| DESCRIPTION  | FEATURES  | MODEL#  | STANDARD TEXTILE GRADES   |   |   |   |   |   |   |   |   |    |    |    |
|--|---|---|---|---|---|---|---|---|---|---|---|----|----|----|
|  |   |   | 1   | 2   | 3 | 4 | 5 | 6 | 7 | 8 | 9 | 10 | 11 | 12 |
|  <p><b>6588</b>      <b>6588MB</b></p> <p><b>LB Task Drafting Chair</b><br/>                     COM Yardage: 0.75<br/>                     Freight Class: 250<br/>                     Product Weight (lbs.): 28<br/>                     Cubic Feet Per Carton: 8.25 (1 per carton)</p> |  <p><b>ADJUSTMENTS</b><br/>(2) Pneumatic seat height</p> <p>Upholstered Seat.<br/>                     Ergonomic Features:<br/>                     C, M</p>   | <b>6588</b> \$894   \$925   \$946   \$977   \$1026   \$1041   \$1081   \$1158   \$1198   \$1268   \$1369   \$1488   | <b>6588MB</b> \$874   \$905   \$928   \$961   \$1006   \$1022   \$1063   \$1141   \$1179   \$1250   \$1350   \$1472       |   |   |   |   |   |   |   |   |    |    |    |
|  |   | <p><b>OVERALL DIMENSIONS</b></p> <p>W      D      H</p> <p>24      21.5   42.5</p>  | <p><b>SEAT DIMENSIONS</b></p> <p>W      D      H</p> <p>17      16      22-32</p>   | <p><b>BACK DIMENSIONS</b></p> <p>W      H</p> <p>17      14.5</p>                   |   |   |   |   |   |   |   |    |    |    |
|  |   |   |   |   |   |   |   |   |   |   |   |    |    |    |
|  <p><b>6537PB</b>      <b>6537MBPB</b></p> <p><b>Armless LB Task with Pedestal Base</b><br/>                     COM Yardage: N/A<br/>                     Freight Class: 250<br/>                     Product Weight (lbs.): 28<br/>                     Cubic Feet Per Carton: 9.75</p> |  <p><b>ADJUSTMENTS</b><br/>(2) Pneumatic seat height</p> <p>Polypropylene seat.<br/>                     Ergonomic features: C</p> <p><b>Available with tablet:</b><br/>                     Specify (L) left or (R) right tablet.<br/>                     (Example: 6537TL or 6537TR).</p>           | <b>6537PB</b> \$778   | <b>6537TLPB</b> \$1186  | <b>6537TRPB</b> \$1186  |   |   |   |   |   |   |   |    |    |    |
|  |   | <b>6537MBPB</b> \$844   | <b>6537MBTLPB</b> \$1258  | <b>6537MBTRPB</b> \$1258  |   |   |   |   |   |   |   |    |    |    |
|  |   | <p><b>OVERALL DIMENSIONS</b></p> <p>W      D      H</p> <p>20.5   20.5   31</p> <p>24      26      31</p>   | <p><b>SEAT DIMENSIONS</b></p> <p>W      D      H</p> <p>17      16      15.5-19.5</p> <p>17      16      15.5-19.5</p>    | <p><b>BACK DIMENSIONS</b></p> <p>W      H</p> <p>17      15</p> <p>17      15</p>   |   |   |   |   |   |   |   |    |    |    |
|  |   |  <p>1 per carton</p>   |   |   |   |   |   |   |   |   |   |    |    |    |
|  <p><b>6539PB</b></p> <p><b>Armless LB Task with Pedestal Base</b><br/>                     COM Yardage: 6.5<br/>                     Freight Class: 250<br/>                     Product Weight (lbs.): 23.5<br/>                     Cubic Feet Per Carton: 6.5</p>                    |  <p><b>ADJUSTMENTS</b><br/>(2) Pneumatic seat height</p> <p>Upholstered seat &amp; back.<br/>                     Ergonomic features: C</p> <p><b>Available with tablet:</b><br/>                     Specify (L) left or (R) right tablet.<br/>                     (Example: 6539TL or 6539TR).</p> | <b>6539PB</b> \$866   \$899   \$919   \$955   \$1004   \$1026   \$1071   \$1142   \$1197   \$1255   \$1379   \$1511   | <b>6539TLPB</b> \$1261   \$1294   \$1315   \$1351   \$1403   \$1425   \$1469   \$1542   \$1597   \$1658   \$1785   \$1920 | <b>6539TRPB</b>   |   |   |   |   |   |   |   |    |    |    |
|  |   | <p><b>OVERALL DIMENSIONS</b></p> <p>W      D      H</p> <p>24      20.5   31</p> <p>24      26      31</p>  | <p><b>SEAT DIMENSIONS</b></p> <p>W      D      H</p> <p>17      15.5   16-20</p> <p>17      16      16-20</p>             | <p><b>BACK DIMENSIONS</b></p> <p>W      H</p> <p>17      15</p> <p>17      14.5</p> |   |   |   |   |   |   |   |    |    |    |
|  |   |  <p>1 per carton</p>   |   |   |   |   |   |   |   |   |   |    |    |    |

| DESCRIPTION   | FEATURES  | MODEL#   | STANDARD TEXTILE GRADES   |      |           |                        |      |   |                        |   |   |    |    |    |      |      |    |    |      |           |    |    |  |  |  |  |    |    |    |    |    |           |    |      |  |  |  |  |  |  |  |  |  |  |  |  |  |  |
|---|---|--|---------------------------|------|-----------|------------------------|------|---|------------------------|---|---|----|----|----|------|------|----|----|------|-----------|----|----|--|--|--|--|----|----|----|----|----|-----------|----|------|--|--|--|--|--|--|--|--|--|--|--|--|--|--|
|   |   |  | 1                         | 2    | 3         | 4                      | 5    | 6 | 7                      | 8 | 9 | 10 | 11 | 12 |      |      |    |    |      |           |    |    |  |  |  |  |    |    |    |    |    |           |    |      |  |  |  |  |  |  |  |  |  |  |  |  |  |  |
|  <p><b>6567PB</b>                      <b>6567MBPB</b></p> <p><b>LB Task w/Arms, plastic seat &amp; back</b><br/>                     COM Yardage: N/A<br/>                     Freight Class: 250<br/>                     Product Weight (lbs.): 28<br/>                     Cubic Feet Per Carton: 9.75</p> |  <p><b>ADJUSTMENTS</b><br/>(2) Pneumatic seat height</p> <p>Polypropylene seat.<br/>Ergonomic features: C</p> <p><b>Available with tablet:</b><br/>                     Specify (L) left or (R) right tablet.<br/>                     (Example: 6537TL or 6537TR).</p>          | <p><b>6567PB</b>     \$844<br/> <b>6567TLPB</b>   \$1242<br/> <b>6567TRPB</b>   \$1242</p> <p><b>6567MBPB</b>   917<br/> <b>6567MBTLPB</b> 1295<br/> <b>6567MBTRPB</b> 1295</p>  | <b>OVERALL DIMENSIONS</b> |      |           | <b>SEAT DIMENSIONS</b> |      |   | <b>BACK DIMENSIONS</b> |   |   |    |    |    |      |      |    |    |      |           |    |    |  |  |  |  |    |    |    |    |    |           |    |      |  |  |  |  |  |  |  |  |  |  |  |  |  |  |
|   |   | <table border="1"> <thead> <tr> <th>W</th> <th>D</th> <th>H</th> <th>W</th> <th>D</th> <th>H</th> <th>W</th> <th>H</th> <th colspan="4"></th> </tr> </thead> <tbody> <tr> <td>20.5</td> <td>20.5</td> <td>31</td> <td>17</td> <td>16</td> <td>15.5-19.5</td> <td>17</td> <td>15</td> <td colspan="4"></td> </tr> <tr> <td>24</td> <td>26</td> <td>31</td> <td>17</td> <td>16</td> <td>15.5-19.5</td> <td>17</td> <td>15</td> <td colspan="4"></td> </tr> </tbody> </table> <p><b>RTA 1</b>                      1 per carton</p> | W                         | D    | H         | W                      | D    | H | W                      | H |   |    |    |    | 20.5 | 20.5 | 31 | 17 | 16   | 15.5-19.5 | 17 | 15 |  |  |  |  | 24 | 26 | 31 | 17 | 16 | 15.5-19.5 | 17 | 15   |  |  |  |  |  |  |  |  |  |  |  |  |  |  |
| W   | D   | H  | W                         | D    | H         | W                      | H    |   |                        |   |   |    |    |    |      |      |    |    |      |           |    |    |  |  |  |  |    |    |    |    |    |           |    |      |  |  |  |  |  |  |  |  |  |  |  |  |  |  |
| 20.5  | 20.5  | 31   | 17                        | 16   | 15.5-19.5 | 17                     | 15   |   |                        |   |   |    |    |    |      |      |    |    |      |           |    |    |  |  |  |  |    |    |    |    |    |           |    |      |  |  |  |  |  |  |  |  |  |  |  |  |  |  |
| 24  | 26  | 31   | 17                        | 16   | 15.5-19.5 | 17                     | 15   |   |                        |   |   |    |    |    |      |      |    |    |      |           |    |    |  |  |  |  |    |    |    |    |    |           |    |      |  |  |  |  |  |  |  |  |  |  |  |  |  |  |
|  <p><b>Task w/Arms upholstered seat &amp; back</b><br/>                     COM Yardage: 6.5<br/>                     Freight Class: 250<br/>                     Product Weight (lbs.): 23.5<br/>                     Cubic Feet Per Carton: 6.5</p>  |  <p><b>ADJUSTMENTS</b><br/>(2) Pneumatic seat height</p> <p>Upholstered seat &amp; back.<br/>Ergonomic features: C</p> <p><b>Available with tablet:</b><br/>                     Specify (L) left or (R) right tablet.<br/>                     (Example: 6539TL or 6539TR).</p> | <p><b>6569PB</b>     \$931   \$962   \$981   \$1017   \$1069   \$1091   \$1136   \$1207   \$1259   \$1319   \$1442   \$1574</p> <p><b>6569TLPB</b>   \$1318   \$1351   \$1372   \$1407   \$1456   \$1478   \$1524   \$1595   \$1650   \$1711   \$1834   \$1970<br/> <b>6569TRPB</b></p>  | <b>OVERALL DIMENSIONS</b> |      |           | <b>SEAT DIMENSIONS</b> |      |   | <b>BACK DIMENSIONS</b> |   |   |    |    |    |      |      |    |    |      |           |    |    |  |  |  |  |    |    |    |    |    |           |    |      |  |  |  |  |  |  |  |  |  |  |  |  |  |  |
|   |   | <table border="1"> <thead> <tr> <th>W</th> <th>D</th> <th>H</th> <th>W</th> <th>D</th> <th>H</th> <th>W</th> <th>H</th> <th colspan="4"></th> </tr> </thead> <tbody> <tr> <td>24</td> <td>20.5</td> <td>31</td> <td>17</td> <td>15.5</td> <td>16-20</td> <td>17</td> <td>15</td> <td colspan="4"></td> </tr> <tr> <td>24</td> <td>26</td> <td>31</td> <td>17</td> <td>16</td> <td>16-20</td> <td>17</td> <td>14.5</td> <td colspan="4"></td> </tr> </tbody> </table> <p><b>RTA 1</b>                      1 per carton</p>       | W                         | D    | H         | W                      | D    | H | W                      | H |   |    |    |    | 24   | 20.5 | 31 | 17 | 15.5 | 16-20     | 17 | 15 |  |  |  |  | 24 | 26 | 31 | 17 | 16 | 16-20     | 17 | 14.5 |  |  |  |  |  |  |  |  |  |  |  |  |  |  |
| W   | D   | H  | W                         | D    | H         | W                      | H    |   |                        |   |   |    |    |    |      |      |    |    |      |           |    |    |  |  |  |  |    |    |    |    |    |           |    |      |  |  |  |  |  |  |  |  |  |  |  |  |  |  |
| 24  | 20.5  | 31   | 17                        | 15.5 | 16-20     | 17                     | 15   |   |                        |   |   |    |    |    |      |      |    |    |      |           |    |    |  |  |  |  |    |    |    |    |    |           |    |      |  |  |  |  |  |  |  |  |  |  |  |  |  |  |
| 24  | 26  | 31   | 17                        | 16   | 16-20     | 17                     | 14.5 |   |                        |   |   |    |    |    |      |      |    |    |      |           |    |    |  |  |  |  |    |    |    |    |    |           |    |      |  |  |  |  |  |  |  |  |  |  |  |  |  |  |

SPRITZ™



Model 6762-6



Model 6766



Model 6768-6



Model 6762-6PB

NESTING FEATURES

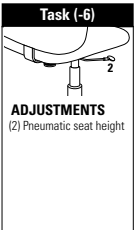


Articulating back on nesting chairs and drafting stools.

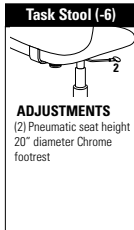


Flip up seat on nesting chairs.

MECHANISMS OPTIONS



Ergonomic Features:  
C, G, M, N, U



Ergonomic Features:  
C, G, M, N, U

SPRITZ WORK & TASK CHAIRS



For Spritz Task chairs, please refer to Work + Task section of pricebook.

STANDARD FEATURES

- An exceptionally comfortable chair series featuring a sophisticated, translucent mesh and models for all applications.
  - Features an auto-adjusting comfort back.
  - Spring loaded back reacts to body pressure and articulates 12°.
  - Multi-purpose models standard with Global's high quality Soft Descent™ pneumatic lift which slowly and gently lowers the seat height of the chair making it easy to obtain the exact seat height you desire.
  - Five prong, injection molded, fiberglass reinforced nylon Black base with **C10** dual wheel carpet casters.
  - Nesting chairs have a flip up seat allowing chairs to stack horizontally.
  - When nesting horizontal nesting chairs, each additional chair adds 10" to depth.
  - Nesting chairs are standard with four Black nylon glides, **C1** carpet casters or with two casters at front, two glides at rear.
  - Chairs are "Wall Safe". Rear legs hit the baseboard first leaving clearance between the back of the chair and the wall, saving both the chair and the wall from damage.
  - Check textile availability prior to specifying upholstery material.
  - Models can be ordered in Leather using appropriate grade.
  - Pedestal base models are offered with (-6) Task mechanisms only. These models provide fixed location seating for use in auditoriums, classrooms, jury boxes, public venues and more. The base must be mounted to the floor (mounting hardware not included). See Pedestal Base Installation Guide for details.
- OPTIONAL FEATURES**
- For additional caster options, please refer to the Arm and Caster section.
  - Optional casters may be priced higher than the standard casters for your chair and the difference will be charged. Lower priced optional casters will not be credited.
  - Pedestal base models have black base with 2" height adjust cylinders. Specify **(SCC)** swivel, auto return to max height (no upcharge); **(SN)** non-swivel, auto return to max height ( Add \$21); or, **(SC)** swivel, self-centering and return to max height (add \$33).

OPTION CODES

Please add option codes in the following order:


- **Model number**  
**6762-6** Task Chair w/Arms  
**6763-6** Task Chair without Arms  
**6764** Nesting Chair on Glides  
**6765** Nesting Chair w/arms on Glides  
**6767-6** Drafting Stool without Arms  
**6768-6** Drafting Stool w/Arms
- Add **(-C)** to model number if ordering with casters. Add **(-FC)** to model number if ordering Front casters/rear glides.
- **Fabric**  
Specify fabric code for seat.
- **Frame**  
**(TBL)** Black frame finish..... **Standard**  
**(TSH)** Shadow frame finish..... **Standard**  
**(TTU)** Tungsten frame finish..... **Standard**  
**(CHM)** Chrome frame finish..... **Add \$64**
- **Base** (task models/drafting stools only)  
**(B-BK)** Black nylon base..... **Standard**
- **Casters** (task models /drafting stools only)  
**(C10)** Dual wheel carpet casters ..... **Standard**  
**(C10R)** Dual wheel hard floor casters..... **Add \$66**
- **Casters** (nesting models only)  
**(C1)** Dual wheel carpet casters ..... **Standard**  
**(C9R)** Dual wheel hard floor casters..... **Add \$73**
- **Mesh Back**  
**(U1)** Black  
**(U2)** Burgundy  
**(U3)** Blue  
**(U4)** Green  
(colors shown on website)
- **Chair Assembly**  
(task models /drafting stools only)  
**(-SU)** Assembled in Box..... **Add \$76**
- **Cylinder (for Pedestal Base models)**  
**(SCC)** Swivel, auto return to max height.  
**(SN)** Non-swivel, auto return to center and return to max height. .... **Add \$21**  
**(SC)** Swivel, self-centering and return to max height. **Add \$33.**


EXAMPLE OF ORDER CODE: (Task models/Drafting Stool Models)


|              |        |       |      |         |      |                |
|--------------|--------|-------|------|---------|------|----------------|
| 6762-6       | WA50   | TBL   | B-BK | C10     | U2   | SU             |
| Model Number | Fabric | Frame | Base | Casters | Mesh | Chair Assembly |

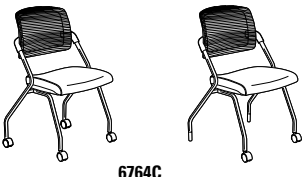
EXAMPLE OF ORDER CODE: (Nesting Models)


|              |        |       |         |      |
|--------------|--------|-------|---------|------|
| 6764C        | WA50   | TTU   | C9R     | U2   |
| Model Number | Fabric | Frame | Casters | Mesh |

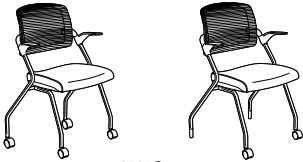




| DESCRIPTION   | FEATURES | MODEL#        | STANDARD TEXTILE GRADES   |          |          |                        |          |          |                        |          |      |      |      |      |
|---|----------|---------------|---------------------------|----------|----------|------------------------|----------|----------|------------------------|----------|------|------|------|------|
|   |          |               | 1                         | 2        | 3        | 4                      | 5        | 6        | 7                      | 8        | 9    | 10   | 11   | 12   |
|  <p><b>Task Chair w/Arms</b><br/>COM Yardage: 00.75<br/>Freight Class: 250<br/>Product Weight (lbs.): 29<br/>Cubic Feet Per Carton: 9.75</p> |          | <b>6762-6</b> | 786                       | 819      | 839      | 873                    | 918      | 941      | 983                    | 1049     | 1100 | 1157 | 1274 | 1401 |
|   |          |               | <b>OVERALL DIMENSIONS</b> |          |          | <b>SEAT DIMENSIONS</b> |          |          | <b>BACK DIMENSIONS</b> |          |      |      |      |      |
|   |          |               | <b>W</b>                  | <b>D</b> | <b>H</b> | <b>W</b>               | <b>D</b> | <b>H</b> | <b>W</b>               | <b>H</b> |      |      |      |      |
|   |          |               | 23.5                      | 20.5     | 31       | 18                     | 16.5     | 15.5     | 17                     | 16.5     |      |      |      |      |
|   |          |               | <b>RTA 00</b>             |          |          |                        |          |          |                        |          |      |      |      |      |

| DESCRIPTION   | FEATURES | MODEL#        | STANDARD TEXTILE GRADES   |          |          |                        |          |          |                        |          |      |      |      |      |
|---|----------|---------------|---------------------------|----------|----------|------------------------|----------|----------|------------------------|----------|------|------|------|------|
|   |          |               | 1                         | 2        | 3        | 4                      | 5        | 6        | 7                      | 8        | 9    | 10   | 11   | 12   |
|  <p><b>Task Chair without Arms</b><br/>COM Yardage: 00.75<br/>Freight Class: 250<br/>Product Weight (lbs.): 28<br/>Cubic Feet Per Carton: 9.75</p> |          | <b>6763-6</b> | 752                       | 783      | 804      | 838                    | 882      | 905      | 948                    | 1014     | 1066 | 1123 | 1240 | 1367 |
|   |          |               | <b>OVERALL DIMENSIONS</b> |          |          | <b>SEAT DIMENSIONS</b> |          |          | <b>BACK DIMENSIONS</b> |          |      |      |      |      |
|   |          |               | <b>W</b>                  | <b>D</b> | <b>H</b> | <b>W</b>               | <b>D</b> | <b>H</b> | <b>W</b>               | <b>H</b> |      |      |      |      |
|   |          |               | 20.5                      | 20.5     | 31       | 18                     | 16.5     | 15.5     | 17                     | 16.5     |      |      |      |      |
|   |          |               | <b>RTA 00</b>             |          |          |                        |          |          |                        |          |      |      |      |      |

| DESCRIPTION  | FEATURES  | MODEL#      | STANDARD TEXTILE GRADES   |          |          |                        |          |          |                        |          |     |      |      |      |
|--|---|-------------|---------------------------|----------|----------|------------------------|----------|----------|------------------------|----------|-----|------|------|------|
|  |   |             | 1                         | 2        | 3        | 4                      | 5        | 6        | 7                      | 8        | 9   | 10   | 11   | 12   |
|  <p><b>Armless Flip Seat Nesting Chair w/Glides</b><br/>COM Yardage: 00.75<br/>Freight Class: 300<br/>Product Weight (lbs.): 22<br/>Cubic Feet Per Carton: 11.25</p> |   | <b>6764</b> | 653                       | 684      | 705      | 737                    | 782      | 806      | 849                    | 913      | 966 | 1022 | 1138 | 1266 |
|  |   |             | <b>OVERALL DIMENSIONS</b> |          |          | <b>SEAT DIMENSIONS</b> |          |          | <b>BACK DIMENSIONS</b> |          |     |      |      |      |
|  |   |             | <b>W</b>                  | <b>D</b> | <b>H</b> | <b>W</b>               | <b>D</b> | <b>H</b> | <b>W</b>               | <b>H</b> |     |      |      |      |
|  |   |             | 20.5                      | 23       | 33       | 18                     | 17       | 17       | 17                     | 16       |     |      |      |      |
|  | Seat Flips up for nesting<br>Ergonomic Features:<br>G, M, N |             | <b>RTA 00</b>             |          |          |                        |          |          |                        |          |     |      |      |      |

| DESCRIPTION   | FEATURES   | MODEL#       | STANDARD TEXTILE GRADES   |          |          |                        |          |          |                        |          |     |      |      |      |      |
|---|--|--------------|---------------------------|----------|----------|------------------------|----------|----------|------------------------|----------|-----|------|------|------|------|
|   |  |              | 1                         | 2        | 3        | 4                      | 5        | 6        | 7                      | 8        | 9   | 10   | 11   | 12   |      |
|  <p><b>6764C</b>      <b>6764FC</b></p> <p><b>Armless Flip Seat Nesting Chair w/Casters</b><br/>COM Yardage: 00.75<br/>Freight Class: 300<br/>Product Weight (lbs.): 22<br/>Cubic Feet Per Carton: 11.25</p> |  | <b>6764C</b> | 653                       | 684      | 705      | 737                    | 782      | 806      | 849                    | 913      | 966 | 1022 | 1138 | 1266 |      |
|   |  |              | <b>6764FC</b>             | 653      | 684      | 705                    | 737      | 782      | 806                    | 849      | 913 | 966  | 1022 | 1138 | 1266 |
|   |  |              | <b>OVERALL DIMENSIONS</b> |          |          | <b>SEAT DIMENSIONS</b> |          |          | <b>BACK DIMENSIONS</b> |          |     |      |      |      |      |
|   |  |              | <b>W</b>                  | <b>D</b> | <b>H</b> | <b>W</b>               | <b>D</b> | <b>H</b> | <b>W</b>               | <b>H</b> |     |      |      |      |      |
|   | C= Casters all 4 legs<br>FC= Casters on front legs only<br>Seat Flips up for nesting<br>Ergonomic Features:<br>G, M, N |              | 20.5                      | 23       | 33       | 18                     | 17       | 17       | 17                     | 16       |     |      |      |      |      |
|   |  |              | <b>RTA 00</b>             |          |          |                        |          |          |                        |          |     |      |      |      |      |

| DESCRIPTION   | FEATURES  | MODEL#      | STANDARD TEXTILE GRADES   |          |          |                        |          |          |                        |          |      |      |      |      |
|---|---|-------------|---------------------------|----------|----------|------------------------|----------|----------|------------------------|----------|------|------|------|------|
|   |   |             | 1                         | 2        | 3        | 4                      | 5        | 6        | 7                      | 8        | 9    | 10   | 11   | 12   |
|  <p><b>Flip Seat Nesting Chair w/Arms &amp; Glides</b><br/>COM Yardage: 0.75<br/>Freight Class: 300<br/>Product Weight (lbs.): 23<br/>Cubic Feet Per Carton: 11.75</p> |   | <b>6765</b> | 695                       | 726      | 747      | 781                    | 825      | 850      | 892                    | 957      | 1009 | 1066 | 1185 | 1311 |
|   |   |             | <b>OVERALL DIMENSIONS</b> |          |          | <b>SEAT DIMENSIONS</b> |          |          | <b>BACK DIMENSIONS</b> |          |      |      |      |      |
|   |   |             | <b>W</b>                  | <b>D</b> | <b>H</b> | <b>W</b>               | <b>D</b> | <b>H</b> | <b>W</b>               | <b>H</b> |      |      |      |      |
|   |   |             | 23.75                     | 23       | 33       | 18.5                   | 17       | 17       | 17                     | 16       |      |      |      |      |
|   | Seat Flips up for nesting<br>Ergonomic Features:<br>G, M, N |             | <b>RTA 00</b>             |          |          |                        |          |          |                        |          |      |      |      |      |

| DESCRIPTION   | FEATURES   | MODEL#        | STANDARD TEXTILE GRADES   |          |          |                        |          |          |                        |          |      |      |      |      |
|---|--|---------------|---------------------------|----------|----------|------------------------|----------|----------|------------------------|----------|------|------|------|------|
|   |  |               | 1                         | 2        | 3        | 4                      | 5        | 6        | 7                      | 8        | 9    | 10   | 11   | 12   |
|  <p><b>6765C</b></p> <p><b>Flip Seat Nesting Chair w/Arms &amp; Casters</b><br/>                     COM Yardage: 00.75<br/>                     Freight Class: 300<br/>                     Product Weight (lbs.): 23<br/>                     Cubic Feet Per Carton: 11.75</p> | <p>C= Casters all 4 legs<br/>                     FC=Casters on front legs only<br/>                     Seat Flips up for nesting<br/>                     Ergonomic Features:<br/>                     G, M, N</p> |               |                           |          |          |                        |          |          |                        |          |      |      |      |      |
|   |  | <b>6765FC</b> | 695                       | 726      | 747      | 781                    | 825      | 850      | 892                    | 957      | 1009 | 1066 | 1185 | 1311 |
|   |  |               | <b>OVERALL DIMENSIONS</b> |          |          | <b>SEAT DIMENSIONS</b> |          |          | <b>BACK DIMENSIONS</b> |          |      |      |      |      |
|   |  |               | <b>W</b>                  | <b>D</b> | <b>H</b> | <b>W</b>               | <b>D</b> | <b>H</b> | <b>W</b>               | <b>H</b> |      |      |      |      |
|   |  |               | 23.75                     | 23       | 33       | 18.5                   | 17       | 17       | 17                     | 16       |      |      |      |      |
|   |  |               | <b>RTA 00</b>             |          |          |                        |          |          |                        |          |      |      |      |      |
|  <p><b>6767-6</b></p> <p><b>Armless Drafting Stool</b><br/>                     COM Yardage: 00.75<br/>                     Freight Class: 250<br/>                     Product Weight (lbs.): 28<br/>                     Cubic Feet Per Carton: 9.75</p>                       |  |               |                           |          |          |                        |          |          |                        |          |      |      |      |      |
|   |  | 863           | 892                       | 913      | 943      | 988                    | 1009     | 1048     | 1113                   | 1160     | 1216 | 1327 | 1447 |      |
|   |  |               | <b>OVERALL DIMENSIONS</b> |          |          | <b>SEAT DIMENSIONS</b> |          |          | <b>BACK DIMENSIONS</b> |          |      |      |      |      |
|   |  |               | <b>W</b>                  | <b>D</b> | <b>H</b> | <b>W</b>               | <b>D</b> | <b>H</b> | <b>W</b>               | <b>H</b> |      |      |      |      |
|   |  |               | 20.5                      | 20.5     | 42.5     | 18                     | 16.5     | 22       | 17                     | 16.5     |      |      |      |      |
|   |  |               | <b>RTA 00</b>             |          |          |                        |          |          |                        |          |      |      |      |      |
|  <p><b>6768-6</b></p> <p><b>Drafting Stool w/Arms</b><br/>                     COM Yardage: 00.75<br/>                     Freight Class: 250<br/>                     Product Weight (lbs.): 31<br/>                     Cubic Feet Per Carton: 9.75</p>                       |  |               |                           |          |          |                        |          |          |                        |          |      |      |      |      |
|   |  | 899           | 930                       | 951      | 982      | 1025                   | 1046     | 1084     | 1151                   | 1198     | 1253 | 1365 | 1484 |      |
|   |  |               | <b>OVERALL DIMENSIONS</b> |          |          | <b>SEAT DIMENSIONS</b> |          |          | <b>BACK DIMENSIONS</b> |          |      |      |      |      |
|   |  |               | <b>W</b>                  | <b>D</b> | <b>H</b> | <b>W</b>               | <b>D</b> | <b>H</b> | <b>W</b>               | <b>H</b> |      |      |      |      |
|   |  |               | 23.5                      | 20.5     | 42.5     | 18                     | 16.5     | 22       | 17                     | 16.5     |      |      |      |      |
|   |  |               | <b>RTA 00 RTA 00</b>      |          |          |                        |          |          |                        |          |      |      |      |      |
|  <p><b>6762-6PB</b></p> <p><b>Task Chair w/Arms and Pedestal Base</b><br/>                     COM Yardage: 0.75<br/>                     Freight Class: 250<br/>                     Product Weight (lbs.): 29<br/>                     Cubic Feet Per Carton: 9.75</p>       |  |               |                           |          |          |                        |          |          |                        |          |      |      |      |      |
|   |  | 1018          | 1047                      | 1068     | 1101     | 1145                   | 1166     | 1206     | 1273                   | 1325     | 1380 | 1495 | 1618 |      |
|   |  |               | <b>OVERALL DIMENSIONS</b> |          |          | <b>SEAT DIMENSIONS</b> |          |          | <b>BACK DIMENSIONS</b> |          |      |      |      |      |
|   |  |               | <b>W</b>                  | <b>D</b> | <b>H</b> | <b>W</b>               | <b>D</b> | <b>H</b> | <b>W</b>               | <b>H</b> |      |      |      |      |
|   |  |               | 23.5                      | 20.5     | 34       | 18                     | 16.5     | 15.5     | 17                     | 16.5     |      |      |      |      |
|   |  |               | <b>RTA 00</b>             |          |          |                        |          |          |                        |          |      |      |      |      |
|  <p><b>6763-6PB</b></p> <p><b>Task Chair without Arms w/Pedestal Base</b><br/>                     COM Yardage: 0.75<br/>                     Freight Class: 250<br/>                     Product Weight (lbs.): 28<br/>                     Cubic Feet Per Carton: 9.75</p>   |  |               |                           |          |          |                        |          |          |                        |          |      |      |      |      |
|   |  | 983           | 1014                      | 1035     | 1067     | 1112                   | 1135     | 1176     | 1241                   | 1291     | 1349 | 1464 | 1587 |      |
|   |  |               | <b>OVERALL DIMENSIONS</b> |          |          | <b>SEAT DIMENSIONS</b> |          |          | <b>BACK DIMENSIONS</b> |          |      |      |      |      |
|   |  |               | <b>W</b>                  | <b>D</b> | <b>H</b> | <b>W</b>               | <b>D</b> | <b>H</b> | <b>W</b>               | <b>H</b> |      |      |      |      |
|   |  |               | 20.5                      | 20.5     | 34       | 18                     | 16.5     | 15.5     | 17                     | 16.5     |      |      |      |      |
|   |  |               | <b>RTA 00</b>             |          |          |                        |          |          |                        |          |      |      |      |      |

## SPYKER™



**Armless Chair**  
model 6791



**Armchair**  
model 6790

|                  | Chair Stacking Capability |                          |
|------------------|---------------------------|--------------------------|
|                  | Stacks on floor           | Stacks on dolly          |
| <b>Armless</b>   |                           |                          |
| 6791             | up to 10 high             | up to 12 high (use 6783) |
| <b>With Arms</b> |                           |                          |
| 6790             | up to 7 high              | up to 7 high (use 6783)  |



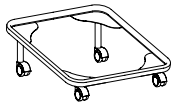
### STANDARD FEATURES

- A comfortable, high quality, lightweight, all polymer stacking chair intended for use indoors or outdoors. Products must be stored inside during extreme and inclement weather. See Global's Outdoor Furniture warranty for additional information.
- Perforations in the chair's seat and back provide ventilation and wet weather drainage.
- Weather resistant, UV resistant and stain resistant with a modern design.
- Chair legs are equipped with translucent non-marking glides as standard. Suitable for outdoor environments, carpet and hard surface flooring.
- All Spyker products are only available through Global's InStock program. Contact CustomerCare for lead times and quotation for quantities beyond InStock inventory.

- Chairs are stocked in 3 plastic finishes:  
Alloy (**ALY**)  
Char (**CHA**)  
Milk (**MLK**)
- No upholstery options available.
- Rated to 300 lbs.
- Spyker achieves its strength and durability using glass filler polymer. Evidence of this material may be visible on the surface and is often more evident in darker colors.

### EXAMPLE OF SPYKER ORDER CODE:

|              |        |
|--------------|--------|
| 6791         | ALY    |
| Model Number | Finish |

| DESCRIPTION  | FEATURES   | MODEL#                    | STANDARD TEXTILE GRADES |          |                        |   |          |                        |          |   |   |    |    |    |  |  |
|--|--|---------------------------|-------------------------|----------|------------------------|---|----------|------------------------|----------|---|---|----|----|----|--|--|
|  |  |                           | 1                       | 2        | 3                      | 4   | 5        | 6                      | 7        | 8 | 9 | 10 | 11 | 12 |  |  |
|  <p><b>Arm Chair</b><br/>COM Yardage: N/A<br/>Freight Class: 92.5<br/>Product Weight (lbs.): 9<br/>Cubic Feet Per Carton: 16.24 (4 per carton)</p>           | <p>Stacks 7 high on floor.<br/>Stacks 7 high on dolly.</p>   | 6790                      | 261                     |          |                        |   |          |                        |          |   |   |    |    |    |  |  |
|  |  | <b>OVERALL DIMENSIONS</b> |                         |          | <b>SEAT DIMENSIONS</b> |   |          | <b>BACK DIMENSIONS</b> |          |   |   |    |    |    |  |  |
|  |  | <b>W</b>                  | <b>D</b>                | <b>H</b> | <b>W</b>               | <b>D</b>  | <b>H</b> | <b>W</b>               | <b>H</b> |   |   |    |    |    |  |  |
|  |  | 23.23                     | 20.86                   | 31.29    | 17                     | 17.75   | 17.71    | 17                     | 15       |   |   |    |    |    |  |  |
|  |  |                           | <b>RTA 00</b>           |          |                        | 4 per carton (pricing and specifications are for one chair) |          |                        |          |   |   |    |    |    |  |  |
|  <p><b>Armless Chair</b><br/>COM Yardage: N/A<br/>Freight Class: 92.5<br/>Product Weight (lbs.): 8.2<br/>Cubic Feet Per Carton: 14.08 (4 per carton)</p>    | <p>Stacks 10 high on floor.<br/>Stacks 12 high on dolly.</p> | 6791                      | 234                     |          |                        |   |          |                        |          |   |   |    |    |    |  |  |
|  |  | <b>OVERALL DIMENSIONS</b> |                         |          | <b>SEAT DIMENSIONS</b> |   |          | <b>BACK DIMENSIONS</b> |          |   |   |    |    |    |  |  |
|  |  | <b>W</b>                  | <b>D</b>                | <b>H</b> | <b>W</b>               | <b>D</b>  | <b>H</b> | <b>W</b>               | <b>H</b> |   |   |    |    |    |  |  |
|  |  | 17.91                     | 20.86                   | 31.29    | 17                     | 17.75   | 17.71    | 17                     | 15       |   |   |    |    |    |  |  |
|  |  |                           | <b>RTA 00</b>           |          |                        | 4 per carton (pricing and specifications are for one chair) |          |                        |          |   |   |    |    |    |  |  |
|  <p><b>Dolly for Spyker and Bakhita Chairs</b><br/>COM Yardage: N/A<br/>Freight Class: 250<br/>Product Weight (lbs.): 11<br/>Cubic Feet Per Carton: 2.9</p> |  | 6783                      | 347                     |          |                        |   |          |                        |          |   |   |    |    |    |  |  |
|  |  | <b>OVERALL DIMENSIONS</b> |                         |          | <b>SEAT DIMENSIONS</b> |   |          | <b>BACK DIMENSIONS</b> |          |   |   |    |    |    |  |  |
|  |  | <b>W</b>                  | <b>D</b>                | <b>H</b> | <b>W</b>               | <b>D</b>  | <b>H</b> | <b>W</b>               | <b>H</b> |   |   |    |    |    |  |  |
|  |  | 19.75                     | 23.25                   | 9.75     |                        |   |          |                        |          |   |   |    |    |    |  |  |
|  |  |                           | <b>RTA 00</b>           |          |                        | 1 per carton  |          |                        |          |   |   |    |    |    |  |  |



**STREAM**



**model 2075APP**  
Stacking, 4-Leg Arm Chair



**model 2076NPU**  
Stacking, Sled Base Chair, Armless



**model 2075APPT**  
4-Leg Chair, w/Tablet



**model 2075CSAPP**  
Stacking Bar Stool, w/Arms



**model 2073APP**  
Tilter Chair w/Arms



**model 2073NPPPB**  
Armless Tilter with Pedestal Base

**STANDARD FEATURES**

- Stream multi-purpose product family includes: four-leg, sled base, 5 star base and pedestal base chairs in addition to bar, counter and height adjustable stools.
- Seats and backs are made of perforated polypropylene, with or without arms. Choose from 14 finishes, arm colors match selected seat/back finish.
- For four-leg and sled base chairs: Bases are available painted or chrome (see upcharges)
- Specify bullet-shaped glide color on four-leg chairs.
- Glides are included on sled base chairs.
- Upholstered models are equipped with a color matching shroud beneath the seat.
- Tablet models are available on all but pedestal base chairs and backpack racks are available on four-leg models only.
- Chairs with tablet or backpack racks do not stack.
- Tablet arms are extremely rugged and meet ANSI-BIFMA testing requirements. Tablets hinge up to allow ease of egress and slide forward and back to comfortably fit most users.
- Standard tablet size is 18”D x 14.5”W and is made of Black polymer (DB). Tablets are specified left (LT) or right (RT) as seated.
- For 5-star base task chairs, height adjustable stools and pedestal bases:
- Task chairs are available with tilter mechanism only.
- Height adjustable stools are available with simple swivel mechanism only.
- Five-prong bases have dual wheel casters.
- Pedestal base are available for fixed location seating. The base must be mounted to the floor (mounting hardware not included). See installation guide for details. Models are available with simple swivel or tilt mechanisms.
- Check textile availability prior to specifying upholstery material.

**OPTIONAL FEATURES**

- Four-leg chairs are available with casters. Specify (FC). Add \$110. For carpet casters, please specify (DC). No additional upcharge. For hard floor casters specify (RC) and add additional \$23.
- Five star bases are Black nylon, no upcharge, or Polished Aluminum, add \$167.
- Choose casters type for five star base seating based on floor type.
- Pedestal base models have black metal bases with 2” height adjust cylinders.
- Specify (SCC) swivel, auto return to max height (no upcharge); (SN) non-swivel, auto return to max height (Add \$19); or (SC) swivel, self-center and return to max height (Add \$30).
- An optional 18.5”D x 18.5”W high pressure laminate writing tablet is available. The core is hardwood veneer plywood with radiused edge finished in clear lacquer. This writing tablet is offered in the following finishes: Black (BLK), Clear Maple (CMB), Designer White (DWT) and Noce Grigio (NGL). Please specify. Add \$64.
- Please specify models with option codes in the following order:
- Model number**  
Enter Model number.

**Textile**

Specify textile code for back (UU models only). Specify textile code for seat (PU, UU models only).

**Seat/back finish** (no upcharge)

- |                 |                |
|-----------------|----------------|
| (BZB) Buzz Blue | (CCT) Cactus   |
| (CRO) Carrot    | (IVC) Cloud    |
| (DJN) Dijon     | (EGP) Eggplant |
| (FOG) Fog       | (FRO) Frost    |
| (INK) Ink       | (LAB) Latte    |
| (BLK) Night     | (SND) Sand     |
| (SAR) Scarlet   | (SHW) Shadow   |

**Frame with bullet glides/casters** (four-legged chair models only)

- (FG) Glides
- (FC) Casters. Add \$110

**Bullet glide color** (four-legged chair and stool models only)

- |                 |                |
|-----------------|----------------|
| (BZB) Buzz Blue | (CCT) Cactus   |
| (CRO) Carrot    | (IVC) Cloud    |
| (DJN) Dijon     | (EGP) Eggplant |
| (FOG) Fog       | (FRO) Frost    |
| (INK) Ink       | (LAB) Latte    |
| (BLK) Night     | (SND) Sand     |
| (SAR) Scarlet   | (SHW) Shadow   |

**Sled chair glides** (sled chair models only)

- (GL) Black glides.
- (NM) Opaque non-marking glides.

**Frame Finish** (Four-legged/sled chair models only)

- |                |                      |
|----------------|----------------------|
| (TBL) Black    | (TBZ) Buzz Blue      |
| (TCC) Cactus   | (TCR) Carrot         |
| (TDJ) Dijon    | (TDW) Designer White |
| (TEG) Eggplant | (TFO) Fog            |
| (TFR) Frost    | (TIN) Ink            |
| (TIV) Cloud    | (TKA) Kalua          |
| (TLA) Latte    | (TMO) Mocha          |
| (TOA) Toast    | (TNE) Nevada         |
| (TSH) Shadow   | (TSN) Sand           |
| (TSR) Scarlet  | (TTU) Tungsten       |
- (ACO) Antique Copper. Add \$319 for armchairs. Add \$415 for stools.  
 (BCH) Brushed Chrome. Add \$174 for armchairs. Add \$259 for stools.  
 (CHM) Chrome. Add \$48 for armchairs. Add \$92 for stools.  
 (SBR) Satin Brass. Add \$319 for armchairs. Add \$415 for stools.

**Base (task models)**

- (B7) Black nylon base. No upcharge.
- (A7) Polished Aluminum base. Add \$154.

**Caster type (four-leg with FC caster selection)**

- (DC) C107 carpet.
- (RC) C107R hard floor. Add \$23.

**Caster type (Five star base)**

- (82) 82 dual wheel carpet casters. No upcharge.
- (8R) 8R dual wheel hard floor casters. Add \$89.

**Tablet “T” models only**

- (LT) Left
- (RT) Right

**Tablet option “T” models only**

- (DB) Black polymer. Black polymer 18”Dx14.5”W. No upcharge.  
Laminate finish (18.5”D x 18.5”W). Add \$64
- (BLK) Black laminate. Add \$64.
- (CMB) Clear Maple laminate. Add \$64.
- (DWT) Designer White laminate. Add \$64.
- (NGL) Noce Grigio laminate. Add \$64.








**Cylinder Type (for pedestal base models only)**








- (SCC) swivel, auto return to max height (no upcharge)
- (SC) swivel, self-centering and return to max height (add \$30).
- (SN) non-swivel, auto return to max height (Add \$19).


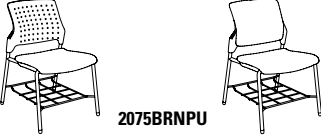

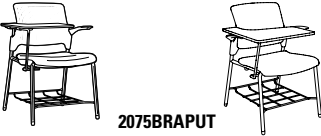

|   | Stream Chairs Stacking Capability |                      | Stream Stools Stacking Capability |
|---|-----------------------------------|----------------------|-----------------------------------|
|   | Chair Stacking Capability         |                      | Stool Stacking Capability         |
|   | Stacks on floor                   | Stacks on dolly 2085 | Stacks on floor only              |
| <b>Four-Leg (Glide/Caster) + Sled Base Models</b> |                                   |                      |                                   |
| Polypropylene seat                                | up to 5 high                      | up to 15 high        | up to 5 high                      |
| Poly back & Upholstered seat                      | up to 5 high                      | up to 10 high        | up to 5 high                      |
| Upholstered seat & back                           | up to 5 high                      | up to 10 high        | up to 5 high                      |

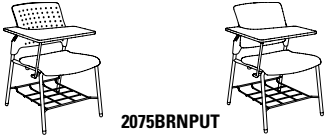

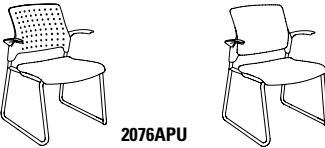

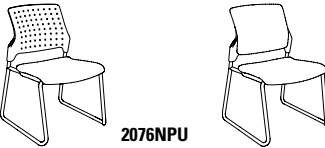
**EXAMPLE STREAM ORDER CODE:**






|         |              |              |                  |                |             |              |             |        |               |
|---------|--------------|--------------|------------------|----------------|-------------|--------------|-------------|--------|---------------|
| 2075NPP | -            | -            | -IVC             | -FG            | -BLK        | -CHM         | -           | -      | -             |
| Model # | Back textile | Seat textile | Seat/back finish | Glides/Casters | Glide color | Frame finish | Caster type | Tablet | Tablet finish |









| DESCRIPTION   | FEATURES   | MODEL#   | STANDARD TEXTILE GRADES  |          |          |                        |          |          |                        |          |   |    |    |    |  |  |
|---|--|--|--|----------|----------|------------------------|----------|----------|------------------------|----------|---|----|----|----|--|--|
|   |  |  | 1  | 2        | 3        | 4                      | 5        | 6        | 7                      | 8        | 9 | 10 | 11 | 12 |  |  |
|  <p><b>Armchair</b><br/>COM Yardage: N/A<br/>Freight Class: 250<br/>Product Weight (lbs.): 15.5<br/>Cubic Feet Per Carton: 14</p>  | <p>Glides + Casters<br/>Stacks 5 high on floor.<br/>Stacks 15 high on dolly.</p>                       | <p><b>2075APP</b> 495<br/>Polypropylene seat &amp; back</p>  |  |          |          |                        |          |          |                        |          |   |    |    |    |  |  |
|   |  |  | <b>OVERALL DIMENSIONS</b>  |          |          | <b>SEAT DIMENSIONS</b> |          |          | <b>BACK DIMENSIONS</b> |          |   |    |    |    |  |  |
|   |  |  | <b>W</b>   | <b>D</b> | <b>H</b> | <b>W</b>               | <b>D</b> | <b>H</b> | <b>W</b>               | <b>H</b> |   |    |    |    |  |  |
|   |  |  | 24   | 25       | 33.25    | 18                     | 18       | 17       | 16                     | 16.5     |   |    |    |    |  |  |
|   |  |  | <p><b>RTA 00</b> 4 per carton (pricing and specifications are for one seat unit)</p> |          |          |                        |          |          |                        |          |   |    |    |    |  |  |
|  <p><b>2075APU</b></p>  <p><b>2075AAU</b></p>     | <p>Glides + Casters<br/>Stacks 5 high on floor.<br/>Stacks 10 high on dolly.</p>                       | <p><b>2075APU</b> 678<br/>Upholstered seat</p> <p><b>2075AAU</b> 792<br/>Upholstered seat &amp; back</p> |  |          |          |                        |          |          |                        |          |   |    |    |    |  |  |
|   |  |  | <b>OVERALL DIMENSIONS</b>  |          |          | <b>SEAT DIMENSIONS</b> |          |          | <b>BACK DIMENSIONS</b> |          |   |    |    |    |  |  |
|   |  |  | <b>W</b>   | <b>D</b> | <b>H</b> | <b>W</b>               | <b>D</b> | <b>H</b> | <b>W</b>               | <b>H</b> |   |    |    |    |  |  |
|   |  |  | 24   | 25       | 33.25    | 17.5                   | 18       | 17.5     | 16                     | 16       |   |    |    |    |  |  |
|   |  |  | <p><b>RTA 00</b> 4 per carton (pricing and specifications are for one seat unit)</p> |          |          |                        |          |          |                        |          |   |    |    |    |  |  |
|   | <p>Glides + Casters<br/>Stacks 5 high on floor.<br/>Stacks 15 high on dolly.</p>                       | <p><b>2075NPP</b> 385<br/>Polypropylene seat &amp; back</p>  |  |          |          |                        |          |          |                        |          |   |    |    |    |  |  |
|   |  |  | <b>OVERALL DIMENSIONS</b>  |          |          | <b>SEAT DIMENSIONS</b> |          |          | <b>BACK DIMENSIONS</b> |          |   |    |    |    |  |  |
|   |  |  | <b>W</b>   | <b>D</b> | <b>H</b> | <b>W</b>               | <b>D</b> | <b>H</b> | <b>W</b>               | <b>H</b> |   |    |    |    |  |  |
|   |  |  | 20.5   | 25       | 33.25    | 18                     | 18       | 18       | 16                     | 16.5     |   |    |    |    |  |  |
|   |  |  | <p><b>RTA 00</b> 4 per carton (pricing and specifications are for one seat unit)</p> |          |          |                        |          |          |                        |          |   |    |    |    |  |  |
|  <p><b>2075NPU</b></p>  <p><b>2075NUU</b></p> | <p>Glides + Casters<br/>Stacks 5 high on floor.<br/>Stacks 10 high on dolly.</p>                       | <p><b>2075NPU</b> 576<br/>Upholstered seat</p> <p><b>2075NUU</b> 686<br/>Upholstered seat &amp; back</p> |  |          |          |                        |          |          |                        |          |   |    |    |    |  |  |
|   |  |  | <b>OVERALL DIMENSIONS</b>  |          |          | <b>SEAT DIMENSIONS</b> |          |          | <b>BACK DIMENSIONS</b> |          |   |    |    |    |  |  |
|   |  |  | <b>W</b>   | <b>D</b> | <b>H</b> | <b>W</b>               | <b>D</b> | <b>H</b> | <b>W</b>               | <b>H</b> |   |    |    |    |  |  |
|   |  |  | 20.5   | 25       | 33.25    | 18                     | 18       | 17.5     | 16                     | 16       |   |    |    |    |  |  |
|   |  |  | <p><b>RTA 00</b> 4 per carton (pricing and specifications are for one seat unit)</p> |          |          |                        |          |          |                        |          |   |    |    |    |  |  |
|    | <p>Specify (L) left or (R) right tablet<br/>(Example: 2075APPTL or 2075APPTR).<br/>Does not stack.</p> | <p><b>2075APPT</b> 812<br/>Polypropylene seat &amp; back</p>   |  |          |          |                        |          |          |                        |          |   |    |    |    |  |  |
|   |  |  | <b>OVERALL DIMENSIONS</b>  |          |          | <b>SEAT DIMENSIONS</b> |          |          | <b>BACK DIMENSIONS</b> |          |   |    |    |    |  |  |
|   |  |  | <b>W</b>   | <b>D</b> | <b>H</b> | <b>W</b>               | <b>D</b> | <b>H</b> | <b>W</b>               | <b>H</b> |   |    |    |    |  |  |
|   |  |  | 26.5   | 27.25    | 33.25    | 18                     | 18       | 17       | 16                     | 16.5     |   |    |    |    |  |  |
|   |  |  | <p><b>RTA 00</b> 1 per carton</p>  |          |          |                        |          |          |                        |          |   |    |    |    |  |  |

| DESCRIPTION  | FEATURES  | MODEL#                  | STANDARD TEXTILE GRADES   |      |      |  |      |      |  |      |      |      |      |      |  |  |
|--|---|-------------------------|---|------|------|--|------|------|--|------|------|------|------|------|--|--|
|  |   |                         | 1   | 2    | 3    | 4  | 5    | 6    | 7  | 8    | 9    | 10   | 11   | 12   |  |  |
|  <p><b>2075APUT</b></p> <p><b>Armless Chair w/Tablet</b><br/>COM Yardage: 0.75<br/>Freight Class: 250<br/>Product Weight: 31<br/>Cubic Feet Per Carton: 14.75</p>   | <p><b>Specify (L) left or (R) right tablet</b></p> <p>Does not stack.</p> | <p><b>2075APUT</b></p>  | 995   | 1024 | 1044 | 1078                                       | 1121 | 1141 | 1182                                     | 1248 | 1298 | 1352 | 1467 | 1589 |  |  |
|  |   |                         | Upholstered seat  |      |      |  |      |      |  |      |      |      |      |      |  |  |
|  |   |                         | <p><b>2075AUUT</b> 1110 1139 1159 1190 1235 1255 1296 1360 1409 1465 1577 1699</p> <p>Upholstered seat &amp; back</p> |      |      |  |      |      |  |      |      |      |      |      |  |  |
|  |   |                         | <p><b>OVERALL DIMENSIONS</b></p> <p>W D H</p>   |      |      | <p><b>SEAT DIMENSIONS</b></p> <p>W D H</p> |      |      | <p><b>BACK DIMENSIONS</b></p> <p>W H</p> |      |      |      |      |      |  |  |
| 26.5 27.25 33.25   |   |                         | 18 18 17.5  |      |      | 16 16                                      |      |      |  |      |      |      |      |      |  |  |
|  |   |                         | <p><b>RTA 00</b></p>  |      |      | 1 per carton                               |      |      |  |      |      |      |      |      |  |  |
|  <p><b>2075NPPT</b></p> <p><b>Armless Chair w/Tablet</b><br/>COM Yardage: N/A<br/>Freight Class: 300<br/>Product Weight: 26<br/>Cubic Feet Per Carton: 14.75</p>    | <p><b>Specify (L) left or (R) right tablet</b></p> <p>Does not stack.</p> | <p><b>2075NPPT</b></p>  | 702   |      |      |  |      |      |  |      |      |      |      |      |  |  |
|  |   |                         | Polypropylene seat & back   |      |      |  |      |      |  |      |      |      |      |      |  |  |
|  |   |                         | <p><b>OVERALL DIMENSIONS</b></p> <p>W D H</p>   |      |      | <p><b>SEAT DIMENSIONS</b></p> <p>W D H</p> |      |      | <p><b>BACK DIMENSIONS</b></p> <p>W H</p> |      |      |      |      |      |  |  |
|  |   |                         | 25 27.25 33.25  |      |      | 18 18 17                                   |      |      | 16.5 16                                  |      |      |      |      |      |  |  |
|  |   |                         | <p><b>RTA 00</b></p>  |      |      | 1 per carton                               |      |      |  |      |      |      |      |      |  |  |
|  <p><b>2075NPUT</b></p> <p><b>Armless Chair w/Tablet</b><br/>COM Yardage: 0.75<br/>Freight Class: 300<br/>Product Weight: 29<br/>Cubic Feet Per Carton: 14.75</p>  | <p><b>Specify (L) left or (R) right tablet</b></p> <p>Does not stack.</p> | <p><b>2075NPUT</b></p>  | 885   | 912  | 933  | 964  | 1009 | 1029 | 1069                                     | 1132 | 1181 | 1236 | 1348 | 1467 |  |  |
|  |   |                         | Upholstered seat  |      |      |  |      |      |  |      |      |      |      |      |  |  |
|  |   |                         | <p><b>OVERALL DIMENSIONS</b></p> <p>W D H</p>   |      |      | <p><b>SEAT DIMENSIONS</b></p> <p>W D H</p> |      |      | <p><b>BACK DIMENSIONS</b></p> <p>W H</p> |      |      |      |      |      |  |  |
|  |   |                         | 25 27.25 33.25  |      |      | 18 18 17.5                                 |      |      | 16 165                                   |      |      |      |      |      |  |  |
|  |   |                         | <p><b>RTA 00</b></p>  |      |      | 1 per carton                               |      |      |  |      |      |      |      |      |  |  |
|  <p><b>2075NUUT</b></p> <p><b>Armless Chair w/Tablet</b><br/>COM Yardage: 0.75<br/>Freight Class: 300<br/>Product Weight: 29<br/>Cubic Feet Per Carton: 14.75</p>  | <p><b>Specify (L) left or (R) right tablet</b></p> <p>Does not stack.</p> | <p><b>2075NUUT</b></p>  | 999   | 1026 | 1047 | 1078                                       | 1122 | 1142 | 1182                                     | 1244 | 1293 | 1346 | 1456 | 1575 |  |  |
|  |   |                         | Upholstered seat & back   |      |      |  |      |      |  |      |      |      |      |      |  |  |
|  |   |                         | <p><b>OVERALL DIMENSIONS</b></p> <p>W D H</p>   |      |      | <p><b>SEAT DIMENSIONS</b></p> <p>W D H</p> |      |      | <p><b>BACK DIMENSIONS</b></p> <p>W H</p> |      |      |      |      |      |  |  |
|  |   |                         | 25 27.25 33.25  |      |      | 18 18 17.5                                 |      |      | 16 165                                   |      |      |      |      |      |  |  |
|  |   |                         | <p><b>RTA 00</b></p>  |      |      | 1 per carton                               |      |      |  |      |      |      |      |      |  |  |
|  <p><b>2075BRAPP</b></p> <p><b>Armchair w/Backpack Rack</b><br/>COM Yardage: N/A<br/>Freight Class: 300<br/>Product Weight: 24<br/>Cubic Feet Per Carton: 14</p>  | <p>Does not stack.</p>  | <p><b>2075BRAPP</b></p> | 645   |      |      |  |      |      |  |      |      |      |      |      |  |  |
|  |   |                         | Polypropylene seat & back   |      |      |  |      |      |  |      |      |      |      |      |  |  |
|  |   |                         | <p><b>OVERALL DIMENSIONS</b></p> <p>W D H</p>   |      |      | <p><b>SEAT DIMENSIONS</b></p> <p>W D H</p> |      |      | <p><b>BACK DIMENSIONS</b></p> <p>W H</p> |      |      |      |      |      |  |  |
|  |   |                         | 24 25 33.25   |      |      | 18 18 17                                   |      |      | 16 16.5                                  |      |      |      |      |      |  |  |
|  |   |                         | <p><b>RTA 00</b></p>  |      |      | 1 per carton                               |      |      |  |      |      |      |      |      |  |  |
|  <p><b>2075BRAPU</b></p> <p><b>Armchair w/Backpack Rack</b><br/>COM Yardage: 0.75<br/>Freight Class: 300<br/>Product Weight: 27<br/>Cubic Feet Per Carton: 14</p> | <p>Does not stack.</p>  | <p><b>2075BRAPU</b></p> | 828   | 855  | 875  | 904  | 946  | 966  | 1005                                     | 1065 | 1111 | 1163 | 1271 | 1385 |  |  |
|  |   |                         | Upholstered seat  |      |      |  |      |      |  |      |      |      |      |      |  |  |
|  |   |                         | <p><b>OVERALL DIMENSIONS</b></p> <p>W D H</p>   |      |      | <p><b>SEAT DIMENSIONS</b></p> <p>W D H</p> |      |      | <p><b>BACK DIMENSIONS</b></p> <p>W H</p> |      |      |      |      |      |  |  |
|  |   |                         | 24 25 33.25   |      |      | 18 18 17.5                                 |      |      | 16 16                                    |      |      |      |      |      |  |  |
|  |   |                         | <p><b>RTA 00</b></p>  |      |      | 1 per carton                               |      |      |  |      |      |      |      |      |  |  |
|  <p><b>2075BRAUU</b></p> <p><b>Armchair w/Backpack Rack</b><br/>COM Yardage: 0.75<br/>Freight Class: 300<br/>Product Weight: 27<br/>Cubic Feet Per Carton: 14</p> | <p>Does not stack.</p>  | <p><b>2075BRAUU</b></p> | 943   | 969  | 990  | 1018                                       | 1061 | 1081 | 1118                                     | 1179 | 1225 | 1277 | 1384 | 1496 |  |  |
|  |   |                         | Upholstered seat & back   |      |      |  |      |      |  |      |      |      |      |      |  |  |
|  |   |                         | <p><b>OVERALL DIMENSIONS</b></p> <p>W D H</p>   |      |      | <p><b>SEAT DIMENSIONS</b></p> <p>W D H</p> |      |      | <p><b>BACK DIMENSIONS</b></p> <p>W H</p> |      |      |      |      |      |  |  |
|  |   |                         | 24 25 33.25   |      |      | 18 18 17.5                                 |      |      | 16 16                                    |      |      |      |      |      |  |  |
|  |   |                         | <p><b>RTA 00</b></p>  |      |      | 1 per carton                               |      |      |  |      |      |      |      |      |  |  |

| DESCRIPTION  | FEATURES  | MODEL#                    | STANDARD TEXTILE GRADES          |      |                        |      |      |                        |      |      |      |      |      |      |            |  |  |      |      |      |      |      |      |      |      |      |      |      |      |
|--|---|---------------------------|----------------------------------|------|------------------------|------|------|------------------------|------|------|------|------|------|------|------------|--|--|------|------|------|------|------|------|------|------|------|------|------|------|
|  |   |                           | 1                                | 2    | 3                      | 4    | 5    | 6                      | 7    | 8    | 9    | 10   | 11   | 12   |            |  |  |      |      |      |      |      |      |      |      |      |      |      |      |
|  <p><b>Armless Chair w/Backpack Rack</b><br/>COM Yardage: N/A<br/>Freight Class: 300<br/>Product Weight: 20<br/>Cubic Feet Per Carton: 13</p>                 | Does not stack.   | 2075BRNPP                 | 543<br>Polypropylene seat & back |      |                        |      |      |                        |      |      |      |      |      |      |            |  |  |      |      |      |      |      |      |      |      |      |      |      |      |
|  |   | <b>OVERALL DIMENSIONS</b> |                                  |      | <b>SEAT DIMENSIONS</b> |      |      | <b>BACK DIMENSIONS</b> |      |      |      |      |      |      |            |  |  |      |      |      |      |      |      |      |      |      |      |      |      |
|  |   | W                         | D                                | H    | W                      | D    | H    | W                      | H    |      |      |      |      |      |            |  |  |      |      |      |      |      |      |      |      |      |      |      |      |
|  |   |                           |                                  |      |                        |      |      |                        |      |      |      |      |      |      |            |  |  |      |      |      |      |      |      |      |      |      |      |      |      |
|  <p><b>Armless Chair w/Backpack Rack</b><br/>COM Yardage: 0.75<br/>Freight Class: 300<br/>Product Weight: 23<br/>Cubic Feet Per Carton: 13</p>                | Does not stack.   | 2075BRNPU                 | 726                              | 753  | 773                    | 801  | 843  | 863                    | 900  | 959  | 1004 | 1055 | 1158 | 1270 | 2075BRNUU  |  |  | 842  | 868  | 888  | 916  | 957  | 977  | 1013 | 1074 | 1118 | 1169 | 1273 | 1385 |
|  |   | <b>OVERALL DIMENSIONS</b> |                                  |      | <b>SEAT DIMENSIONS</b> |      |      | <b>BACK DIMENSIONS</b> |      |      |      |      |      |      |            |  |  |      |      |      |      |      |      |      |      |      |      |      |      |
|  |   | W                         | D                                | H    | W                      | D    | H    | W                      | H    |      |      |      |      |      |            |  |  |      |      |      |      |      |      |      |      |      |      |      |      |
|  |   |                           |                                  |      |                        |      |      |                        |      |      |      |      |      |      |            |  |  |      |      |      |      |      |      |      |      |      |      |      |      |
|  <p><b>Armchair w/Backpack Rack and Tablet</b><br/>COM Yardage: N/A<br/>Freight Class: 23<br/>Product Weight: 29<br/>Cubic Feet Per Carton: 13.5</p>         | Specify (L) left or (R) right tablet<br>Does not stack. | 2075BRAPPT                | 963<br>Polypropylene seat & back |      |                        |      |      |                        |      |      |      |      |      |      |            |  |  |      |      |      |      |      |      |      |      |      |      |      |      |
|  |   | <b>OVERALL DIMENSIONS</b> |                                  |      | <b>SEAT DIMENSIONS</b> |      |      | <b>BACK DIMENSIONS</b> |      |      |      |      |      |      |            |  |  |      |      |      |      |      |      |      |      |      |      |      |      |
|  |   | W                         | D                                | H    | W                      | D    | H    | W                      | H    |      |      |      |      |      |            |  |  |      |      |      |      |      |      |      |      |      |      |      |      |
|  |   |                           |                                  |      |                        |      |      |                        |      |      |      |      |      |      |            |  |  |      |      |      |      |      |      |      |      |      |      |      |      |
|  <p><b>Armchair w/Backpack Rack and Tablet</b><br/>COM Yardage: 0.75<br/>Freight Class: 250<br/>Product Weight: 35<br/>Cubic Feet Per Carton: 14.75</p>     | Specify (L) left or (R) right tablet<br>Does not stack. | 2075BRAPUT                | 1144                             | 1171 | 1192                   | 1223 | 1268 | 1288                   | 1328 | 1391 | 1439 | 1493 | 1606 | 1726 | 2075BRAUUT |  |  | 1260 | 1287 | 1308 | 1339 | 1383 | 1403 | 1443 | 1505 | 1554 | 1607 | 1717 | 1836 |
|  |   | <b>OVERALL DIMENSIONS</b> |                                  |      | <b>SEAT DIMENSIONS</b> |      |      | <b>BACK DIMENSIONS</b> |      |      |      |      |      |      |            |  |  |      |      |      |      |      |      |      |      |      |      |      |      |
|  |   | W                         | D                                | H    | W                      | D    | H    | W                      | H    |      |      |      |      |      |            |  |  |      |      |      |      |      |      |      |      |      |      |      |      |
|  |   |                           |                                  |      |                        |      |      |                        |      |      |      |      |      |      |            |  |  |      |      |      |      |      |      |      |      |      |      |      |      |
|  <p><b>Armless Chair w/Backpack Rack and Tablet</b><br/>COM Yardage: N/A<br/>Freight Class: 250<br/>Product Weight: 30<br/>Cubic Feet Per Carton: 14.75</p> | Specify (L) left or (R) right tablet<br>Does not stack. | 2075BRNPPT                | 853<br>Polypropylene seat & back |      |                        |      |      |                        |      |      |      |      |      |      |            |  |  |      |      |      |      |      |      |      |      |      |      |      |      |
|  |   | <b>OVERALL DIMENSIONS</b> |                                  |      | <b>SEAT DIMENSIONS</b> |      |      | <b>BACK DIMENSIONS</b> |      |      |      |      |      |      |            |  |  |      |      |      |      |      |      |      |      |      |      |      |      |
|  |   | W                         | D                                | H    | W                      | D    | H    | W                      | H    |      |      |      |      |      |            |  |  |      |      |      |      |      |      |      |      |      |      |      |      |
|  |   |                           |                                  |      |                        |      |      |                        |      |      |      |      |      |      |            |  |  |      |      |      |      |      |      |      |      |      |      |      |      |




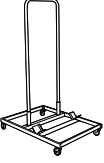


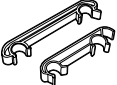

| DESCRIPTION   | FEATURES   | MODEL#                    | STANDARD TEXTILE GRADES   |                        |                        |          |          |          |          |        |        |        |        |        |      |  |  |
|---|--|---------------------------|---|------------------------|------------------------|----------|----------|----------|----------|--------|--------|--------|--------|--------|------|--|--|
|   |  |                           | 1   | 2                      | 3                      | 4        | 5        | 6        | 7        | 8      | 9      | 10     | 11     | 12     |      |  |  |
|  <p><b>2075BRNPUT</b>      <b>2075BRNUUT</b></p> <p><b>Armless Chair w/Backpack Rack and Tablet</b><br/>                     COM Yardage: 0.75<br/>                     Freight Class: 250<br/>                     Product Weight: 32<br/>                     Cubic Feet Per Carton: 14.75</p> | <p><b>Specify (L) left or (R) right tablet</b></p> <p>Does not stack.</p>        | <b>2075BRNPUT</b>         | \$1035  | \$1062                 | \$1083                 | \$1113   | \$1155   | \$1177   | \$1215   | \$1277 | \$1324 | \$1377 | \$1487 | \$1602 |      |  |  |
|   |  | Upholstered seat          | <b>2075BRNUUT</b>   | 1151                   | 1178                   | 1198     | 1229     | 1270     | 1291     | 1330   | 1390   | 1438   | 1492   | 1600   | 1715 |  |  |
|   |  | <b>OVERALL DIMENSIONS</b> | <b>SEAT DIMENSIONS</b>  | <b>BACK DIMENSIONS</b> |                        |          |          |          |          |        |        |        |        |        |      |  |  |
|   |  | <b>W</b>                  | <b>D</b>  | <b>H</b>               | <b>W</b>               | <b>D</b> | <b>H</b> | <b>W</b> | <b>H</b> |        |        |        |        |        |      |  |  |
|   |  | 25                        | 27.25   | 33.25                  | 18                     | 18       | 17.5     | 16       | 16       |        |        |        |        |        |      |  |  |
|   |  | <b>RTA 00</b>             | 1 per carton  |                        |                        |          |          |          |          |        |        |        |        |        |      |  |  |
|  <p><b>2076APP</b></p> <p><b>Armchair w/Sled Base</b><br/>                     COM Yardage: N/A<br/>                     Freight Class: 250<br/>                     Product Weight: 14<br/>                     Cubic Feet Per Carton: 14</p>   | <p>Stacks 5 high on floor.<br/>                     Stacks 15 high on dolly.</p> | <b>2076APP</b>            | \$556   |                        |                        |          |          |          |          |        |        |        |        |        |      |  |  |
|   |  | Polypropylene seat & back | <b>OVERALL DIMENSIONS</b>                                       | <b>SEAT DIMENSIONS</b> | <b>BACK DIMENSIONS</b> |          |          |          |          |        |        |        |        |        |      |  |  |
|   |  | <b>W</b>                  | <b>D</b>  | <b>H</b>               | <b>W</b>               | <b>D</b> | <b>H</b> | <b>W</b> | <b>H</b> |        |        |        |        |        |      |  |  |
|   |  | 25.5                      | 24  | 33.25                  | 18                     | 18       | 17       | 16       | 16.5     |        |        |        |        |        |      |  |  |
|   |  | <b>RTA 00</b>             | 4 per carton (pricing and specifications are for one seat unit) |                        |                        |          |          |          |          |        |        |        |        |        |      |  |  |
|  <p><b>2076APU</b>      <b>2076AAU</b></p> <p><b>Armchair w/Sled Base</b><br/>                     COM Yardage: 0.75<br/>                     Freight Class: 250<br/>                     Product Weight: 19.5<br/>                     Cubic Feet Per Carton: 14</p>                           | <p>Stacks 5 high on floor.<br/>                     Stacks 10 high on dolly.</p> | <b>2076APU</b>            | 738   | 764                    | 783                    | 811      | 850      | 868      | 905      | 962    | 1005   | 1055   | 1155   | 1264   |      |  |  |
|   |  | Upholstered seat          | <b>2076AAU</b>  | 854                    | 881                    | 900      | 928      | 968      | 986      | 1022   | 1079   | 1126   | 1173   | 1276   | 1384 |  |  |
|   |  | <b>OVERALL DIMENSIONS</b> | <b>SEAT DIMENSIONS</b>  | <b>BACK DIMENSIONS</b> |                        |          |          |          |          |        |        |        |        |        |      |  |  |
|   |  | <b>W</b>                  | <b>D</b>  | <b>H</b>               | <b>W</b>               | <b>D</b> | <b>H</b> | <b>W</b> | <b>H</b> |        |        |        |        |        |      |  |  |
|   |  | 24                        | 25  | 33.25                  | 18                     | 18       | 17.5     | 16       | 16       |        |        |        |        |        |      |  |  |
|   |  | <b>RTA 00</b>             | 4 per carton (pricing and specifications are for one seat unit) |                        |                        |          |          |          |          |        |        |        |        |        |      |  |  |
|  <p><b>2076NPP</b></p> <p><b>Armless Chair w/Sled Base</b><br/>                     COM Yardage: N/A<br/>                     Freight Class: 250<br/>                     Product Weight: 12<br/>                     Cubic Feet Per Carton: 13</p>  | <p>Stacks 5 high on floor.<br/>                     Stacks 15 high on dolly.</p> | <b>2076NPP</b>            | 445   |                        |                        |          |          |          |          |        |        |        |        |        |      |  |  |
|   |  | Polypropylene seat & back | <b>OVERALL DIMENSIONS</b>                                       | <b>SEAT DIMENSIONS</b> | <b>BACK DIMENSIONS</b> |          |          |          |          |        |        |        |        |        |      |  |  |
|   |  | <b>W</b>                  | <b>D</b>  | <b>H</b>               | <b>W</b>               | <b>D</b> | <b>H</b> | <b>W</b> | <b>H</b> |        |        |        |        |        |      |  |  |
|   |  | 20.5                      | 25  | 33.25                  | 18                     | 18       | 18       | 16       | 16.5     |        |        |        |        |        |      |  |  |
|   |  | <b>RTA 00</b>             | 4 per carton (pricing and specifications are for one seat unit) |                        |                        |          |          |          |          |        |        |        |        |        |      |  |  |
|  <p><b>2076NPU</b>      <b>2076NUU</b></p> <p><b>Armless Chair w/Sled Base</b><br/>                     COM Yardage: 0.75<br/>                     Freight Class: 150<br/>                     Product Weight: 15<br/>                     Cubic Feet Per Carton: 13</p>                       | <p>Stacks 5 high on floor.<br/>                     Stacks 10 high on dolly.</p> | <b>2076NPU</b>            | 629   | 654                    | 672                    | 698      | 735      | 754      | 788      | 843    | 885    | 932    | 1027   | 1132   |      |  |  |
|   |  | Upholstered seat          | <b>2076NUU</b>  | 745                    | 770                    | 789      | 815      | 852      | 871      | 905    | 961    | 1003   | 1050   | 1148   | 1252 |  |  |
|   |  | <b>OVERALL DIMENSIONS</b> | <b>SEAT DIMENSIONS</b>  | <b>BACK DIMENSIONS</b> |                        |          |          |          |          |        |        |        |        |        |      |  |  |
|   |  | <b>W</b>                  | <b>D</b>  | <b>H</b>               | <b>W</b>               | <b>D</b> | <b>H</b> | <b>W</b> | <b>H</b> |        |        |        |        |        |      |  |  |
|   |  | 20.5                      | 25  | 33.25                  | 18                     | 18       | 17.5     | 16       | 16       |        |        |        |        |        |      |  |  |
|   |  | <b>RTA 00</b>             | 4 per carton (pricing and specifications are for one seat unit) |                        |                        |          |          |          |          |        |        |        |        |        |      |  |  |

| DESCRIPTION   | FEATURES  | MODEL#   | STANDARD TEXTILE GRADES   |   |          |                        |          |          |                        |          |   |    |    |    |  |  |  |
|---|---|--|---------------------------|---|----------|------------------------|----------|----------|------------------------|----------|---|----|----|----|--|--|--|
|   |   |  | 1                         | 2   | 3        | 4                      | 5        | 6        | 7                      | 8        | 9 | 10 | 11 | 12 |  |  |  |
|  <p><b>Armchair w/Sled Base and Tablet</b><br/>COM Yardage: N/A<br/>Freight Class: 300<br/>Product Weight: 27<br/>Cubic Feet Per Carton: 14.75</p>   | <p><b>Specify (L) left or (R) right tablet</b></p> <p>Does not stack.</p> | <p><b>2076APPT</b> 872<br/>Polypropylene seat &amp; back</p>   |                           |   |          |                        |          |          |                        |          |   |    |    |    |  |  |  |
|   |   |  | <b>OVERALL DIMENSIONS</b> |   |          | <b>SEAT DIMENSIONS</b> |          |          | <b>BACK DIMENSIONS</b> |          |   |    |    |    |  |  |  |
|   |   |  | <b>W</b>                  | <b>D</b>  | <b>H</b> | <b>W</b>               | <b>D</b> | <b>H</b> | <b>W</b>               | <b>H</b> |   |    |    |    |  |  |  |
|   |   |  | 26.5                      | 27.25   | 33.25    | 18                     | 18       | 17       | 16                     | 16.5     |   |    |    |    |  |  |  |
|   |   |  | <b>RTA 00</b>             | 1 per carton  |          |                        |          |          |                        |          |   |    |    |    |  |  |  |
|  <p><b>2076APUT</b>      <b>2076AUUT</b></p> <p><b>Armchair w/Sled Base and Tablet</b><br/>COM Yardage: 0.75<br/>Freight Class: 250<br/>Product Weight: 32<br/>Cubic Feet Per Carton: 14.75</p>        | <p><b>Specify (L) left or (R) right tablet</b></p> <p>Does not stack.</p> | <p><b>2076APUT</b> 1056 1085 1105 1136 1182 1202 1243 1309 1358 1413 1527 1649<br/>Upholstered seat</p> <p><b>2076AUUT</b> 1171 1201 1221 1254 1297 1317 1357 1423 1472 1526 1639 1760<br/>Upholstered seat &amp; back</p> |                           |   |          |                        |          |          |                        |          |   |    |    |    |  |  |  |
|   |   |  | <b>OVERALL DIMENSIONS</b> |   |          | <b>SEAT DIMENSIONS</b> |          |          | <b>BACK DIMENSIONS</b> |          |   |    |    |    |  |  |  |
|   |   |  | <b>W</b>                  | <b>D</b>  | <b>H</b> | <b>W</b>               | <b>D</b> | <b>H</b> | <b>W</b>               | <b>H</b> |   |    |    |    |  |  |  |
|   |   |  | 26.5                      | 27.25   | 33.25    | 18                     | 18       | 17.5     | 16                     | 16       |   |    |    |    |  |  |  |
|   |   |  | <b>RTA 00</b>             | 1 per carton  |          |                        |          |          |                        |          |   |    |    |    |  |  |  |
|  <p><b>Armless Chair w/Sled Base and Tablet</b><br/>COM Yardage: N/A<br/>Freight Class: 300<br/>Product Weight: 27<br/>Cubic Feet Per Carton: 14.75</p>   | <p><b>Specify (L) left or (R) right tablet</b></p> <p>Does not stack</p>  | <p><b>2076NPPT</b> 765<br/>Polypropylene seat &amp; back</p>   |                           |   |          |                        |          |          |                        |          |   |    |    |    |  |  |  |
|   |   |  | <b>OVERALL DIMENSIONS</b> |   |          | <b>SEAT DIMENSIONS</b> |          |          | <b>BACK DIMENSIONS</b> |          |   |    |    |    |  |  |  |
|   |   |  | <b>W</b>                  | <b>D</b>  | <b>H</b> | <b>W</b>               | <b>D</b> | <b>H</b> | <b>W</b>               | <b>H</b> |   |    |    |    |  |  |  |
|   |   |  | 26.5                      | 27.25   | 33.25    | 18                     | 18       | 17       | 16                     | 16.5     |   |    |    |    |  |  |  |
|   |   |  | <b>RTA 00</b>             | 1 per carton  |          |                        |          |          |                        |          |   |    |    |    |  |  |  |
|  <p><b>2076NPUT</b>      <b>2076NUUT</b></p> <p><b>Armless Chair w/Sled Base and Tablet</b><br/>COM Yardage: 0.75<br/>Freight Class: 250<br/>Product Weight: 30<br/>Cubic Feet Per Carton: 14.75</p> | <p><b>Specify (L) left or (R) right tablet</b></p> <p>Does not stack</p>  | <p><b>2076NPUT</b> 945 974 994 1025 1070 1090 1130 1193 1241 1296 1409 1528<br/>Upholstered seat</p> <p><b>2076NUUT</b> 1061 1088 1109 1140 1184 1204 1243 1306 1354 1408 1517 1637<br/>Upholstered seat &amp; back</p>    |                           |   |          |                        |          |          |                        |          |   |    |    |    |  |  |  |
|   |   |  | <b>OVERALL DIMENSIONS</b> |   |          | <b>SEAT DIMENSIONS</b> |          |          | <b>BACK DIMENSIONS</b> |          |   |    |    |    |  |  |  |
|   |   |  | <b>W</b>                  | <b>D</b>  | <b>H</b> | <b>W</b>               | <b>D</b> | <b>H</b> | <b>W</b>               | <b>H</b> |   |    |    |    |  |  |  |
|   |   |  | 25                        | 27.25   | 33.25    | 18                     | 18       | 17.5     | 16                     | 16       |   |    |    |    |  |  |  |
|   |   |  | <b>RTA 00</b>             | 1 per carton  |          |                        |          |          |                        |          |   |    |    |    |  |  |  |
|  <p><b>Bar Stool w/Arms</b><br/>COM Yardage: N/A<br/>Freight Class: 250<br/>Product Weight: 25<br/>Cubic Feet Per Carton: 10.75</p>  | <p>Stacks 5 high on floor.</p>  | <p><b>2075BSAPP</b> 701<br/>Polypropylene seat &amp; back</p>  |                           |   |          |                        |          |          |                        |          |   |    |    |    |  |  |  |
|   |   |  | <b>OVERALL DIMENSIONS</b> |   |          | <b>SEAT DIMENSIONS</b> |          |          | <b>BACK DIMENSIONS</b> |          |   |    |    |    |  |  |  |
|   |   |  | <b>W</b>                  | <b>D</b>  | <b>H</b> | <b>W</b>               | <b>D</b> | <b>H</b> | <b>W</b>               | <b>H</b> |   |    |    |    |  |  |  |
|   |   |  | 24                        | 24.75   | 45       | 18                     | 18       | 29       | 16                     | 16.5     |   |    |    |    |  |  |  |
|   |   |  | <b>RTA 00</b>             | 2 per carton (pricing and specifications are for one seat unit) |          |                        |          |          |                        |          |   |    |    |    |  |  |  |








| DESCRIPTION  | FEATURES   | MODEL# | STANDARD TEXTILE GRADES   |       |   |                 |      |      |                 |      |      |      |      |      |      |
|--|--|--------|---------------------------|-------|---|-----------------|------|------|-----------------|------|------|------|------|------|------|
|  |  |        | 1                         | 2     | 3   | 4               | 5    | 6    | 7               | 8    | 9    | 10   | 11   | 12   |      |
| <br>2075BSAPU   | <br>2075BSAAU   |        | 2075BSAPU                 | 883   | 909   | 929             | 958  | 998  | 1018            | 1055 | 1116 | 1161 | 1212 | 1317 | 1429 |
|  |  |        | Upholstered seat          |       |   |                 |      |      |                 |      |      |      |      |      |      |
|  |  |        | 2075BSAAU                 | 998   | 1024  | 1044            | 1072 | 1113 | 1133            | 1170 | 1231 | 1275 | 1327 | 1432 | 1543 |
|  |  |        | Upholstered seat & back   |       |   |                 |      |      |                 |      |      |      |      |      |      |
|  |  |        | OVERALL DIMENSIONS        |       |   | SEAT DIMENSIONS |      |      | BACK DIMENSIONS |      |      |      |      |      |      |
|  |  |        | W                         | D     | H   | W               | D    | H    | W               | H    |      |      |      |      |      |
|  |  |        | 24                        | 24.75 | 45  | 18              | 18   | 29.5 | 16              | 16   |      |      |      |      |      |
|  |  |        | RTA 00                    |       | 2 per carton (pricing and specifications are for one seat unit) |                 |      |      |                 |      |      |      |      |      |      |
|                 |  |        | 2075BSNPP                 | 592   |   |                 |      |      |                 |      |      |      |      |      |      |
|  |  |        | Polypropylene seat & back |       |   |                 |      |      |                 |      |      |      |      |      |      |
|  |  |        | OVERALL DIMENSIONS        |       |   | SEAT DIMENSIONS |      |      | BACK DIMENSIONS |      |      |      |      |      |      |
|  |  |        | W                         | D     | H   | W               | D    | H    | W               | H    |      |      |      |      |      |
|  |  |        | 22                        | 24.75 | 45  | 18              | 18   | 29   | 16              | 16.5 |      |      |      |      |      |
|  |  |        | RTA 00                    |       | 2 per carton (pricing and specifications are for one seat unit) |                 |      |      |                 |      |      |      |      |      |      |
| <br>2075BSNPU  | <br>2075BSNUU  |        | 2075BSNPU                 | 774   | 800   | 819             | 847  | 886  | 904             | 941  | 998  | 1041 | 1091 | 1192 | 1300 |
|  |  |        | Upholstered seat          |       |   |                 |      |      |                 |      |      |      |      |      |      |
|  |  |        | 2075BSNUU                 | 889   | 916   | 935             | 963  | 1003 | 1021            | 1057 | 1115 | 1161 | 1208 | 1312 | 1419 |
|  |  |        | Upholstered seat & back   |       |   |                 |      |      |                 |      |      |      |      |      |      |
|  |  |        | OVERALL DIMENSIONS        |       |   | SEAT DIMENSIONS |      |      | BACK DIMENSIONS |      |      |      |      |      |      |
|  |  |        | W                         | D     | H   | W               | D    | H    | W               | H    |      |      |      |      |      |
|  |  |        | 22                        | 24.75 | 45  | 18              | 18   | 29.5 | 16              | 16   |      |      |      |      |      |
|  |  |        | RTA 00                    |       | 2 per carton (pricing and specifications are for one seat unit) |                 |      |      |                 |      |      |      |      |      |      |
|               |  |        | 2075CSAPP                 | 701   |   |                 |      |      |                 |      |      |      |      |      |      |
|  |  |        | Polypropylene seat & back |       |   |                 |      |      |                 |      |      |      |      |      |      |
|  |  |        | OVERALL DIMENSIONS        |       |   | SEAT DIMENSIONS |      |      | BACK DIMENSIONS |      |      |      |      |      |      |
|  |  |        | W                         | D     | H   | W               | D    | H    | W               | H    |      |      |      |      |      |
|  |  |        | 24                        | 24.75 | 40  | 18              | 18   | 24   | 16              | 16.5 |      |      |      |      |      |
|  |  |        | RTA 00                    |       | 2 per carton (pricing and specifications are for one seat unit) |                 |      |      |                 |      |      |      |      |      |      |
| <br>2075CSAPU | <br>2075CSAAU |        | 2075CSAPU                 | 883   | 912   | 932             | 963  | 1008 | 1029            | 1069 | 1133 | 1184 | 1238 | 1351 | 1472 |
|  |  |        | Upholstered seat          |       |   |                 |      |      |                 |      |      |      |      |      |      |
|  |  |        | 2075CSAAU                 | 998   | 1025  | 1046            | 1077 | 1122 | 1142            | 1182 | 1245 | 1294 | 1349 | 1462 | 1581 |
|  |  |        | Upholstered seat & back   |       |   |                 |      |      |                 |      |      |      |      |      |      |
|  |  |        | OVERALL DIMENSIONS        |       |   | SEAT DIMENSIONS |      |      | BACK DIMENSIONS |      |      |      |      |      |      |
|  |  |        | W                         | D     | H   | W               | D    | H    | W               | H    |      |      |      |      |      |
|  |  |        | 24                        | 24.75 | 40  | 18              | 18   | 24.5 | 16              | 16   |      |      |      |      |      |
|  |  |        | RTA 00                    |       | 2 per carton (pricing and specifications are for one seat unit) |                 |      |      |                 |      |      |      |      |      |      |









# MULTI-PURPOSE


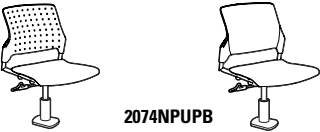
# STREAM S



| DESCRIPTION   | FEATURES   | MODEL#    | STANDARD TEXTILE GRADES   |       |      |                 |    |    |                 |      |   |    |    |    |
|---|--|-----------|---|-------|------|-----------------|----|----|-----------------|------|---|----|----|----|
|   |  |           | 1   | 2     | 3    | 4               | 5  | 6  | 7               | 8    | 9 | 10 | 11 | 12 |
|  <p><b>Armless Counter Stool</b><br/>COM Yardage: N/A<br/>Freight Class: 250<br/>Product Weight: 20<br/>Cubic Feet Per Carton: 19</p>  | Stacks 5 high on floor.                                | 2075CSNPP | 592<br>Polypropylene seat & back  |       |      |                 |    |    |                 |      |   |    |    |    |
|   |  |           | OVERALL DIMENSIONS  |       |      | SEAT DIMENSIONS |    |    | BACK DIMENSIONS |      |   |    |    |    |
|   |  |           | W   | D     | H    | W               | D  | H  | W               | H    |   |    |    |    |
|   |  |           | 22  | 24.75 | 40   | 18              | 18 | 24 | 16              | 16.5 |   |    |    |    |
|   |  |           | RTA 00 2 per carton (pricing and specifications are for one seat unit)  |       |      |                 |    |    |                 |      |   |    |    |    |
|   <p><b>Armless Counter Stool</b><br/>COM Yardage: 0.75<br/>Freight Class: 250<br/>Product Weight: 23<br/>Cubic Feet Per Carton: 19</p> | Stacks 5 high on floor.                                | 2075CSNPU | 774<br>Upholstered seat   |       |      |                 |    |    |                 |      |   |    |    |    |
|   |  |           | 2075CSNUU 889 916 937 967 1009 1031 1069 1131 1179 1232 1341 1456<br>Upholstered seat & back  |       |      |                 |    |    |                 |      |   |    |    |    |
|   |  |           | OVERALL DIMENSIONS  |       |      | SEAT DIMENSIONS |    |    | BACK DIMENSIONS |      |   |    |    |    |
|   |  |           | W   | D     | H    | W               | D  | H  | W               | H    |   |    |    |    |
| 22  | 24.75  | 40        | 18  | 18    | 24.5 | 16              | 16 |    |                 |      |   |    |    |    |
|   |  |           | RTA 00 2 per carton (pricing and specifications are for one seat unit)  |       |      |                 |    |    |                 |      |   |    |    |    |
|  <p><b>Dolly</b><br/>COM Yardage: N/A<br/>Freight Class: 125<br/>Product Weight: 41<br/>Cubic Feet Per Carton: 6.75</p>   | Accommodates 10-15 chairs depending on model.          | 2085      | 790   |       |      |                 |    |    |                 |      |   |    |    |    |
|   |  |           | OVERALL DIMENSIONS  |       |      | SEAT DIMENSIONS |    |    | BACK DIMENSIONS |      |   |    |    |    |
|   |  |           | W   | D     | H    | W               | D  | H  | W               | H    |   |    |    |    |
|   |  |           | 24  | 33.5  | 53   |                 |    |    |                 |      |   |    |    |    |
|   |  |           | RTA 00 2 per carton   |       |      |                 |    |    |                 |      |   |    |    |    |
|  <p><b>Ganging Clamps - Set of 2</b><br/>COM Yardage: N/A<br/>Freight Class: 70<br/>Product Weight: 20<br/>Cubic Feet Per Carton: .04</p>  | For use with armchair models.<br>Chair clearance 0.25" | 5233      | \$33  |       |      |                 |    |    |                 |      |   |    |    |    |
|   |  |           | OVERALL DIMENSIONS  |       |      | SEAT DIMENSIONS |    |    | BACK DIMENSIONS |      |   |    |    |    |
|   |  |           | W   | D     | H    | W               | D  | H  | W               | H    |   |    |    |    |
|   |  |           | .87   | 0.75  | 1    |                 |    |    |                 |      |   |    |    |    |
|   |  |           | RTA 00  Pricing is for the set, specifications are for one clamp |       |      |                 |    |    |                 |      |   |    |    |    |
|  <p><b>Ganging Brackets - Set of 2</b><br/>COM Yardage: N/A<br/>Freight Class: 70<br/>Product Weight: 0.01<br/>Cubic Feet Per Carton: 0.02</p>   | For use with armless models.<br>Chair clearance 0.25"  | 6526      | \$26  |       |      |                 |    |    |                 |      |   |    |    |    |
|   |  |           | OVERALL DIMENSIONS  |       |      | SEAT DIMENSIONS |    |    | BACK DIMENSIONS |      |   |    |    |    |
|   |  |           | W   | D     | H    | W               | D  | H  | W               | H    |   |    |    |    |
|   |  |           | 0.75  | 5.75  | 1.25 |                 |    |    |                 |      |   |    |    |    |
|   |  |           | RTA 00  Pricing is for the set, specifications are for one clamp |       |      |                 |    |    |                 |      |   |    |    |    |



| DESCRIPTION  | FEATURES | MODEL#         | STANDARD TEXTILE GRADES |        |        |        |        |        |        |        |        |        |        |        |                           |                           |
|--|----------|----------------|-------------------------|--------|--------|--------|--------|--------|--------|--------|--------|--------|--------|--------|---------------------------|---------------------------|
|  |          |                | 1                       | 2      | 3      | 4      | 5      | 6      | 7      | 8      | 9      | 10     | 11     | 12     |                           |                           |
|  <p><b>Tilter Chair w/Arms</b><br/>COM Yardage: N/A<br/>Freight Class: 250<br/>Product Weight (lbs.):34<br/>Cubic Feet Per Carton: 15.5</p>   |          | <b>2073APP</b> | \$872                   |        |        |        |        |        |        |        |        |        |        |        |                           | Polypropylene seat & back |
|  |          |                |                         |        |        |        |        |        |        |        |        |        |        |        |                           |                           |
|  |          |                |                         |        |        |        |        |        |        |        |        |        |        |        |                           |                           |
|  |          |                |                         |        |        |        |        |        |        |        |        |        |        |        |                           |                           |
|  |          |                |                         |        |        |        |        |        |        |        |        |        |        |        |                           |                           |
|   <p><b>2073APU</b>      <b>2073AUU</b></p> <p><b>Tilter Chair w/Arms</b><br/>COM Yardage: .75<br/>Freight Class: 250<br/>Product Weight: 39<br/>Cubic Feet Per Carton: 15.5</p>       |          | <b>2073APU</b> | \$1056                  | \$1083 | \$1103 | \$1134 | \$1176 | \$1196 | \$1235 | \$1297 | \$1345 | \$1397 | \$1507 | \$1621 | Upholstered seat          |                           |
|  |          |                | <b>2073AUU</b>          | \$1171 | \$1198 | \$1218 | \$1247 | \$1290 | \$1311 | \$1349 | \$1410 | \$1457 | \$1510 | \$1619 | \$1734                    | Upholstered seat & back   |
|  |          |                |                         |        |        |        |        |        |        |        |        |        |        |        |                           |                           |
|  |          |                |                         |        |        |        |        |        |        |        |        |        |        |        |                           |                           |
|  |          |                |                         |        |        |        |        |        |        |        |        |        |        |        |                           |                           |
|  <p><b>Armless Tilter Chair</b><br/>COM Yardage: N/A<br/>Freight Class: 300<br/>Product Weight (lbs.): 30<br/>Cubic Feet Per Carton:</p>   |          | <b>2073NPP</b> | \$779                   |        |        |        |        |        |        |        |        |        |        |        | Polypropylene seat & back |                           |
|  |          |                |                         |        |        |        |        |        |        |        |        |        |        |        |                           |                           |
|  |          |                |                         |        |        |        |        |        |        |        |        |        |        |        |                           |                           |
|  |          |                |                         |        |        |        |        |        |        |        |        |        |        |        |                           |                           |
|  |          |                |                         |        |        |        |        |        |        |        |        |        |        |        |                           |                           |
|   <p><b>2073NPU</b>      <b>2073NUU</b></p> <p><b>Armless Tilter Chair</b><br/>COM Yardage: 0.75<br/>Freight Class: 250<br/>Product Weight: 33<br/>Cubic Feet Per Carton: 15.5</p> |          | <b>2073NPU</b> | \$963                   | \$990  | \$1010 | \$1039 | \$1082 | \$1102 | \$1141 | \$1201 | \$1249 | \$1300 | \$1410 | \$1525 | Upholstered seat          |                           |
|  |          |                | <b>2073NUU</b>          | \$1077 | \$1104 | \$1124 | \$1153 | \$1195 | \$1216 | \$1254 | \$1314 | \$1362 | \$1413 | \$1521 | \$1635                    | Upholstered seat & back   |
|  |          |                |                         |        |        |        |        |        |        |        |        |        |        |        |                           |                           |
|  |          |                |                         |        |        |        |        |        |        |        |        |        |        |        |                           |                           |
|  |          |                |                         |        |        |        |        |        |        |        |        |        |        |        |                           |                           |
|  <p><b>Height Adjustable Stool w/Arms</b><br/>COM Yardage: N/A<br/>Freight Class: 300<br/>Product Weight (lbs.): 37<br/>Cubic Feet Per Carton: 19.5</p>   |          | <b>2074APP</b> | \$984                   |        |        |        |        |        |        |        |        |        |        |        | Polypropylene seat & back |                           |
|  |          |                |                         |        |        |        |        |        |        |        |        |        |        |        |                           |                           |
|  |          |                |                         |        |        |        |        |        |        |        |        |        |        |        |                           |                           |
|  |          |                |                         |        |        |        |        |        |        |        |        |        |        |        |                           |                           |
|  |          |                |                         |        |        |        |        |        |        |        |        |        |        |        |                           |                           |

| DESCRIPTION   | FEATURES  | MODEL#  | STANDARD TEXTILE GRADES |                                    |                                 |    |                                 |                               |      |                               |   |    |    |    |
|---|---|---|-------------------------|------------------------------------|---------------------------------|----|---------------------------------|-------------------------------|------|-------------------------------|---|----|----|----|
|   |   |   | 1                       | 2                                  | 3                               | 4  | 5                               | 6                             | 7    | 8                             | 9 | 10 | 11 | 12 |
| <br><b>2074APU</b>                                       | <br><b>2074AUU</b>   | <b>2074APU</b> \$1166 \$1196 \$1216 \$1249 \$1293 \$1313 \$1353 \$1419 \$1469 \$1523 \$1637 \$1759<br>Upholstered seat        |                         |                                    |                                 |    |                                 |                               |      |                               |   |    |    |    |
|   |   | <b>2074AUU</b> \$1281 \$1308 \$1330 \$1361 \$1406 \$1426 \$1466 \$1529 \$1578 \$1635 \$1747 \$1867<br>Upholstered seat & back |                         |                                    |                                 |    |                                 |                               |      |                               |   |    |    |    |
| <b>Height Adjustable Stool w/Arms</b><br>COM Yardage: 0.75<br>Freight Class: 250<br>Product Weight: 40<br>Cubic Feet Per Carton: 19.5     |   | <b>OVERALL DIMENSIONS</b><br>W D H  |                         |                                    | <b>SEAT DIMENSIONS</b><br>W D H |    |                                 | <b>BACK DIMENSIONS</b><br>W H |      |                               |   |    |    |    |
|   |   | 24  | 23.5                    | 43                                 | 18                              | 18 | 22.5-32.5                       | 16                            | 16   |                               |   |    |    |    |
|   |   | <b>RTA 00</b>   |                         | 1 per carton                       |                                 |    |                                 |                               |      |                               |   |    |    |    |
|    |   | <b>2074NPP</b> \$870<br>Polypropylene seat & back   |                         |                                    |                                 |    |                                 |                               |      |                               |   |    |    |    |
|   | <b>Armless Height Adjustable Stool</b><br>COM Yardage: N/A<br>Freight Class: 300<br>Product Weight (lbs.): 33<br>Cubic Feet Per Carton: 19.5    |   |                         | <b>OVERALL DIMENSIONS</b><br>W D H |                                 |    | <b>SEAT DIMENSIONS</b><br>W D H |                               |      | <b>BACK DIMENSIONS</b><br>W H |   |    |    |    |
|   |   | 20.5  | 23.5                    | 43                                 | 18                              | 18 | 22-32                           | 16                            | 16.5 |                               |   |    |    |    |
|   |   | <b>RTA 00</b>   |                         | 1 per carton                       |                                 |    |                                 |                               |      |                               |   |    |    |    |
| <br><b>2074NPU</b>                                      | <br><b>2074NUU</b>  | <b>2074NPU</b> \$1052 \$1079 \$1100 \$1131 \$1176 \$1195 \$1235 \$1298 \$1346 \$1400 \$1513 \$1629<br>Upholstered seat        |                         |                                    |                                 |    |                                 |                               |      |                               |   |    |    |    |
|   |   | <b>2074NUU</b> \$1168 \$1197 \$1217 \$1247 \$1292 \$1312 \$1351 \$1413 \$1462 \$1515 \$1624 \$1743<br>Upholstered seat & back |                         |                                    |                                 |    |                                 |                               |      |                               |   |    |    |    |
| <b>Armless Height Adjustable Stool</b><br>COM Yardage: 0.75<br>Freight Class: 300<br>Product Weight: 38<br>Cubic Feet Per Carton: 19.5    |   | <b>OVERALL DIMENSIONS</b><br>W D H  |                         |                                    | <b>SEAT DIMENSIONS</b><br>W D H |    |                                 | <b>BACK DIMENSIONS</b><br>W H |      |                               |   |    |    |    |
|   |   | 20.5  | 23.5                    | 43                                 | 18                              | 18 | 22.5-32.5                       | 16                            | 16   |                               |   |    |    |    |
|   |   | <b>RTA 00</b>   |                         | 1 per carton                       |                                 |    |                                 |                               |      |                               |   |    |    |    |
|    |   | <b>2073NPPPB</b> 1009<br>Polypropylene seat & back  |                         |                                    |                                 |    |                                 |                               |      |                               |   |    |    |    |
|   | <b>Armless Tilter with Pedestal Base</b><br>COM Yardage: N/A<br>Freight Class: 250<br>Product Weight (lbs.): 30<br>Cubic Feet Per Carton: 10.25 |   |                         | <b>OVERALL DIMENSIONS</b><br>W D H |                                 |    | <b>SEAT DIMENSIONS</b><br>W D H |                               |      | <b>BACK DIMENSIONS</b><br>W H |   |    |    |    |
|   |   | 20.5  | 23.5                    | 33.5                               | 18                              | 18 | 16.5                            | 16                            | 16   |                               |   |    |    |    |
|   |   | <b>RTA 00</b>   |                         | 1 per carton                       |                                 |    |                                 |                               |      |                               |   |    |    |    |
| <br><b>2073NPUPB</b>                                   | <br><b>2073NUUPB</b>   | <b>2073NPUPB</b> 1193 1220 1240 1269 1311 1331 1370 1430 1476 1528 1636 1750<br>Upholstered seat                              |                         |                                    |                                 |    |                                 |                               |      |                               |   |    |    |    |
|   |   | <b>2073NUUPB</b> 1193 1218 1237 1262 1300 1193 1353 1408 1451 1497 1596 1699<br>Upholstered seat & back                       |                         |                                    |                                 |    |                                 |                               |      |                               |   |    |    |    |
| <b>Armless Tilter with Pedestal Base</b><br>COM Yardage: 0.75<br>Freight Class: 250<br>Product Weight: 33<br>Cubic Feet Per Carton: 10.25 |   | <b>OVERALL DIMENSIONS</b><br>W D H  |                         |                                    | <b>SEAT DIMENSIONS</b><br>W D H |    |                                 | <b>BACK DIMENSIONS</b><br>W H |      |                               |   |    |    |    |
|   |   | 20.5  | 23.5                    | 33.5                               | 18                              | 18 | 16.5                            | 16                            | 16   |                               |   |    |    |    |
|   |   | <b>RTA 00</b>   |                         | 1 per carton                       |                                 |    |                                 |                               |      |                               |   |    |    |    |

| DESCRIPTION  | FEATURES | MODEL#           | STANDARD TEXTILE GRADES           |      |                           |              |          |                        |          |          |                        |          |      |      |  |
|--|----------|------------------|-----------------------------------|------|---------------------------|--------------|----------|------------------------|----------|----------|------------------------|----------|------|------|--|
|  |          |                  | 1                                 | 2    | 3                         | 4            | 5        | 6                      | 7        | 8        | 9                      | 10       | 11   | 12   |  |
|  <p><b>Tilter Chair w/Arms and Pedestal Base</b><br/>                     COM Yardage: N/A<br/>                     Freight Class: 250<br/>                     Product Weight (lbs.): 34<br/>                     Cubic Feet Per Carton: 10.25</p> |          | <b>2073APPPB</b> | 1103<br>Polypropylene seat & back |      |                           |              |          |                        |          |          |                        |          |      |      |  |
|  |          |                  |                                   |      | <b>OVERALL DIMENSIONS</b> |              |          | <b>SEAT DIMENSIONS</b> |          |          | <b>BACK DIMENSIONS</b> |          |      |      |  |
|  |          |                  |                                   |      | <b>W</b>                  | <b>D</b>     | <b>H</b> | <b>W</b>               | <b>D</b> | <b>H</b> | <b>W</b>               | <b>H</b> |      |      |  |
|  |          |                  |                                   |      | 20.5                      | 23.5         | 33.5     | 18                     | 18       | 16.5     | 16                     | 16       |      |      |  |
|  |          |                  |                                   |      | <b>RTA 00</b>             | 1 per carton |          |                        |          |          |                        |          |      |      |  |
|  <p><b>Tilter Chair w/Arms and Pedestal Base</b><br/>                     COM Yardage: 0.75<br/>                     Freight Class: 250<br/>                     Product Weight: 37<br/>                     Cubic Feet Per Carton: 10.25</p>        |          | <b>2073APUPB</b> | 1286                              | 1313 | 1333                      | 1362         | 1405     | 1425                   | 1464     | 1524     | 1571                   | 1623     | 1731 | 1847 |  |
|  |          |                  |                                   |      | <b>OVERALL DIMENSIONS</b> |              |          | <b>SEAT DIMENSIONS</b> |          |          | <b>BACK DIMENSIONS</b> |          |      |      |  |
|  |          |                  |                                   |      | <b>W</b>                  | <b>D</b>     | <b>H</b> | <b>W</b>               | <b>D</b> | <b>H</b> | <b>W</b>               | <b>H</b> |      |      |  |
|  |          |                  |                                   |      | 20.5                      | 23.5         | 33.5     | 18                     | 18       | 16.5     | 16                     | 16       |      |      |  |
|  |          |                  |                                   |      | <b>RTA 00</b>             | 1 per carton |          |                        |          |          |                        |          |      |      |  |
|  <p><b>Armless Task Chair w/Pedestal Base</b><br/>                     COM Yardage: N/A<br/>                     Freight Class: 250<br/>                     Product Weight (lbs.): 30<br/>                     Cubic Feet Per Carton: 10.25</p>   |          | <b>2074NPUPB</b> | 1282                              | 1311 | 1331                      | 1361         | 1405     | 1425                   | 1464     | 1525     | 1574                   | 1626     | 1736 | 1853 |  |
|  |          |                  |                                   |      | <b>OVERALL DIMENSIONS</b> |              |          | <b>SEAT DIMENSIONS</b> |          |          | <b>BACK DIMENSIONS</b> |          |      |      |  |
|  |          |                  |                                   |      | <b>W</b>                  | <b>D</b>     | <b>H</b> | <b>W</b>               | <b>D</b> | <b>H</b> | <b>W</b>               | <b>H</b> |      |      |  |
|  |          |                  |                                   |      | 20.5                      | 23.5         | 33.5     | 18                     | 18       | 16.5     | 16                     | 16       |      |      |  |
|  |          |                  |                                   |      | <b>RTA 00</b>             | 1 per carton |          |                        |          |          |                        |          |      |      |  |
|  <p><b>Task Chair w/Pedestal Base</b><br/>                     COM Yardage: N/A<br/>                     Freight Class: 250<br/>                     Product Weight (lbs.): 34<br/>                     Cubic Feet Per Carton: 10.25</p>          |          | <b>2074APPPB</b> | 1214<br>Polypropylene seat & back |      |                           |              |          |                        |          |          |                        |          |      |      |  |
|  |          |                  |                                   |      | <b>OVERALL DIMENSIONS</b> |              |          | <b>SEAT DIMENSIONS</b> |          |          | <b>BACK DIMENSIONS</b> |          |      |      |  |
|  |          |                  |                                   |      | <b>W</b>                  | <b>D</b>     | <b>H</b> | <b>W</b>               | <b>D</b> | <b>H</b> | <b>W</b>               | <b>H</b> |      |      |  |
|  |          |                  |                                   |      | 20.5                      | 23.5         | 33.5     | 18                     | 18       | 16.5     | 16                     | 16       |      |      |  |
|  |          |                  |                                   |      | <b>RTA 00</b>             | 1 per carton |          |                        |          |          |                        |          |      |      |  |

| DESCRIPTION   | FEATURES   | MODEL#  | STANDARD TEXTILE GRADES |      |              |                 |    |      |                 |    |   |    |    |    |
|---|--|---|-------------------------|------|--------------|-----------------|----|------|-----------------|----|---|----|----|----|
|   |  |   | 1                       | 2    | 3            | 4               | 5  | 6    | 7               | 8  | 9 | 10 | 11 | 12 |
|  <b>2074APUPB</b><br>Task Chair w/Pedestal Base<br>COM Yardage: 0.75<br>Freight Class: 250<br>Product Weight: 37<br>Cubic Feet Per Carton: 10.25 |  <b>2074AUUPB</b> | <b>2074APUPB</b> 1397 1424 1445 1476 1521 1541 1581 1644 1693 1748 1860 1979<br>Upholstered seat        |                         |      |              |                 |    |      |                 |    |   |    |    |    |
|   |  | <b>2074AUUPB</b> 1511 1538 1559 1590 1635 1511 1694 1757 1805 1859 1972 2088<br>Upholstered seat & back |                         |      |              |                 |    |      |                 |    |   |    |    |    |
|   |  |   | OVERALL DIMENSIONS      |      |              | SEAT DIMENSIONS |    |      | BACK DIMENSIONS |    |   |    |    |    |
|   |  |   | W                       | D    | H            | W               | D  | H    | W               | H  |   |    |    |    |
|   |  |   | 20.5                    | 23.5 | 33.5         | 18              | 18 | 16.5 | 16              | 16 |   |    |    |    |
|   |  |   | <b>RTA 00</b>           |      | 1 per carton |                 |    |      |                 |    |   |    |    |    |

TWILIGHT™



model 2194 (BK)






model 2198C (TUN)


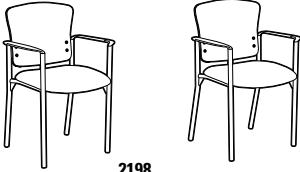



STANDARD FEATURES




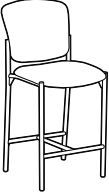
- Twilight series armchairs and barstools feature a flared back design.
- Chairs can stack 5 high on floor and 8 high on dolly 2125WS. Stools do not stack.
- Comet series tables and connecting brackets are compatible with Twilight models.
- Arm and Armless models can be joined together using ganging clamp model 2180.
- All Twilight models have welded corner gussets for additional strength & support.
- **Specifications and pricing are for 1 chair.**
- Check textile availability prior to specifying upholstery material.

OPTIONAL FEATURES

- Frames available in Black (TBL) or Tungsten (TTU).
- Optional steel cushioned glides (B) are available on all models. Add \$31. Please specify.
- Models featuring a wood veneer back are available in Absolute (AAM), Black (BKM), Cherry (ACM), Espresso Cafe (ECM), English Oak (EOM), Fruitwood (TFM), Gray (HGM), Honey (AHM), Mahogany (TMM), Maple (AVM), Medium Walnut (MWM), Night (ASM), Noce Biondo (NBM), Noce Grigio (NGM), Noce Leggero (NEM), Noce Medio (NMM), Shaker Cherry (SKM), Walnut (TWM), WC Cream (WTM), White (WHM) and Winter Cherry (WCM). Please Specify. Genuine maple faced veneers and solids are used.
- Models featuring wood veneer backs can incorporate a custom logo. Please contact Customer Service for further details.

| DESCRIPTION   | FEATURES  | MODEL#                    | STANDARD TEXTILE GRADES   |          |                        |                        |          |                        |                        |        |        |        |        |        |        |  |
|---|---|---------------------------|---------------------------|----------|------------------------|------------------------|----------|------------------------|------------------------|--------|--------|--------|--------|--------|--------|--|
|   |   |                           | 1                         | 2        | 3                      | 4                      | 5        | 6                      | 7                      | 8      | 9      | 10     | 11     | 12     |        |  |
|  <p><b>2194</b></p> <p><b>Armchair</b> Upholstered Back<br/>COM Yardage: 1.25<br/>Freight Class: 250<br/>Product Weight (lbs.): 21<br/>Cubic Feet Per Carton: 6.25 (2 per carton)</p>             | <p>Stacks 5 high on floor.<br/>Stacks 8 high on dolly.<br/>Ergonomic Features:<br/>M, N</p> | <b>2194</b>               | \$646                     | \$694    | \$730                  | \$776                  | \$851    | \$889                  | \$958                  | \$1051 | \$1148 | \$1223 | \$1422 | \$1622 |        |  |
|   |   |                           | <b>2194WS</b>             | \$671    | \$718                  | \$758                  | \$811    | \$889                  | \$916                  | \$986  | \$1115 | \$1176 | \$1296 | \$1458 | \$1662 |  |
|   |   | <b>OVERALL DIMENSIONS</b> |                           |          | <b>SEAT DIMENSIONS</b> |                        |          | <b>BACK DIMENSIONS</b> |                        |        |        |        |        |        |        |  |
|   |   | <b>W</b>                  | <b>D</b>                  | <b>H</b> | <b>W</b>               | <b>D</b>               | <b>H</b> | <b>W</b>               | <b>H</b>               |        |        |        |        |        |        |  |
| 23.5  | 22  | 35                        | 18                        | 16       | 18                     | 18                     | 18       |                        |                        |        |        |        |        |        |        |  |
|   |   |                           | <b>RTA 00</b>             |          |                        |                        |          |                        |                        |        |        |        |        |        |        |  |
|  <p><b>2194C</b></p> <p><b>Armchair w/Casters</b> Upholstered Back<br/>COM Yardage: 1.25<br/>Freight Class: 250<br/>Product Weight (lbs.): 21<br/>Cubic Feet Per Carton: 6.25 (2 per carton)</p> | <p>Stacks 5 high on floor.<br/>Stacks 8 high on dolly.<br/>Ergonomic Features:<br/>M, N</p> | <b>2194C</b>              | \$758                     | \$805    | \$842                  | \$888                  | \$964    | \$991                  | \$1052                 | \$1173 | \$1233 | \$1342 | \$1497 | \$1687 |        |  |
|   |   |                           | <b>OVERALL DIMENSIONS</b> |          |                        | <b>SEAT DIMENSIONS</b> |          |                        | <b>BACK DIMENSIONS</b> |        |        |        |        |        |        |  |
|   |   | <b>W</b>                  | <b>D</b>                  | <b>H</b> | <b>W</b>               | <b>D</b>               | <b>H</b> | <b>W</b>               | <b>H</b>               |        |        |        |        |        |        |  |
|   |   | 23.5                      | 22                        | 35       | 18                     | 16                     | 18       | 18                     | 18.5                   |        |        |        |        |        |        |  |
|   |   |                           | <b>RTA 00</b>             |          |                        |                        |          |                        |                        |        |        |        |        |        |        |  |
|  <p><b>2195</b></p> <p><b>Armless Chair</b> Upholstered Back<br/>COM Yardage: 1.25<br/>Freight Class: 250<br/>Product Weight (lbs.): 18<br/>Cubic Feet Per Carton: 6.25 (2 per carton)</p>       | <p>Stacks 5 high on floor.<br/>Stacks 8 high on dolly.<br/>Ergonomic Features:<br/>M, N</p> | <b>2195</b>               | \$560                     | \$605    | \$639                  | \$690                  | \$765    | \$801                  | \$869                  | \$963  | \$1055 | \$1130 | \$1333 | \$1532 |        |  |
|   |   |                           | <b>2195WS</b>             | \$583    | \$631                  | \$670                  | \$725    | \$801                  | \$829                  | \$898  | \$1026 | \$1088 | \$1209 | \$1370 | \$1574 |  |
|   |   | <b>OVERALL DIMENSIONS</b> |                           |          | <b>SEAT DIMENSIONS</b> |                        |          | <b>BACK DIMENSIONS</b> |                        |        |        |        |        |        |        |  |
|   |   | <b>W</b>                  | <b>D</b>                  | <b>H</b> | <b>W</b>               | <b>D</b>               | <b>H</b> | <b>W</b>               | <b>H</b>               |        |        |        |        |        |        |  |
| 20  | 22  | 35                        | 18                        | 16       | 18.5                   | 18                     | 18       |                        |                        |        |        |        |        |        |        |  |
|   |   |                           | <b>RTA 00</b>             |          |                        |                        |          |                        |                        |        |        |        |        |        |        |  |

| DESCRIPTION  | FEATURES  | MODEL#       | STANDARD TEXTILE GRADES     |                           |          |                        |                        |          |                        |                        |        |        |        |        |        |
|--|---|--------------|-----------------------------|---------------------------|----------|------------------------|------------------------|----------|------------------------|------------------------|--------|--------|--------|--------|--------|
|  |   |              | 1                           | 2                         | 3        | 4                      | 5                      | 6        | 7                      | 8                      | 9      | 10     | 11     | 12     |        |
|  <p><b>Armless Chair w/Catsers</b> Upholstered Back<br/>COM Yardage: 1.25<br/>Freight Class: 250<br/>Product Weight (lbs.): 18<br/>Cubic Feet Per Carton: 6.25 (2 per carton)</p>   | <p>Stacks 5 high on floor.<br/>Stacks 8 high on dolly.<br/>Ergonomic Features:<br/>M, N</p> | <b>2195C</b> | \$671                       | \$716                     | \$751    | \$803                  | \$877                  | \$904    | \$965                  | \$1086                 | \$1146 | \$1256 | \$1410 | \$1599 |        |
|  |   |              | <b>OVERALL DIMENSIONS</b>   |                           |          | <b>SEAT DIMENSIONS</b> |                        |          | <b>BACK DIMENSIONS</b> |                        |        |        |        |        |        |
|  |   |              | <b>W</b>                    | <b>D</b>                  | <b>H</b> | <b>W</b>               | <b>D</b>               | <b>H</b> | <b>W</b>               | <b>H</b>               |        |        |        |        |        |
|  |   |              | 20                          | 22                        | 35       | 18                     | 16                     | 18       | 18.5                   | 16                     |        |        |        |        |        |
|  |   |              | <b>RTA 00</b>               |                           |          |                        |                        |          |                        |                        |        |        |        |        |        |
|  <p><b>2198</b>                      <b>\$691WS</b></p> <p><b>Armchair</b> Wood Veneer Back<br/>COM Yardage: 0.75<br/>Freight Class: 250<br/>Product Weight (lbs.): 20<br/>Cubic Feet Per Carton: 6.25 (2 per carton)</p>       | <p>Stacks 5 high on floor.<br/>Stacks 8 high on dolly.<br/>Ergonomic Features:<br/>M, N</p> | <b>2198</b>  | \$691                       | \$717                     | \$739    | \$771                  | \$814                  | \$838    | \$877                  | \$934                  | \$988  | \$1035 | \$1155 | \$1276 |        |
|  |   |              | <b>2198WS</b><br>Wall Saver | \$710                     | \$743    | \$766                  | \$798                  | \$842    | \$860                  | \$903                  | \$976  | \$1015 | \$1087 | \$1186 | \$1304 |
|  |   |              |                             | <b>OVERALL DIMENSIONS</b> |          |                        | <b>SEAT DIMENSIONS</b> |          |                        | <b>BACK DIMENSIONS</b> |        |        |        |        |        |
|  |   |              | <b>W</b>                    | <b>D</b>                  | <b>H</b> | <b>W</b>               | <b>D</b>               | <b>H</b> | <b>W</b>               | <b>H</b>               |        |        |        |        |        |
| 23.5   | 22  | 35           | 18                          | 17.5                      | 18       | 18.5                   | 16.5                   |          |                        |                        |        |        |        |        |        |
|  |   |              | <b>RTA 00</b>               |                           |          |                        |                        |          |                        |                        |        |        |        |        |        |
|  <p><b>Armchair w/Catsers</b> Wood Veneer Back<br/>COM Yardage: 0.75<br/>Freight Class: 250<br/>Product Weight (lbs.): 20<br/>Cubic Feet Per Carton: 6.25 (2 per carton)</p>   | <p>Stacks 5 high on floor.<br/>Stacks 8 high on dolly.<br/>Ergonomic Features:<br/>M, N</p> | <b>2198C</b> | \$717                       | \$750                     | \$771    | \$803                  | \$843                  | \$859    | \$899                  | \$971                  | \$1004 | \$1071 | \$1162 | \$1277 |        |
|  |   |              | <b>OVERALL DIMENSIONS</b>   |                           |          | <b>SEAT DIMENSIONS</b> |                        |          | <b>BACK DIMENSIONS</b> |                        |        |        |        |        |        |
|  |   |              | <b>W</b>                    | <b>D</b>                  | <b>H</b> | <b>W</b>               | <b>D</b>               | <b>H</b> | <b>W</b>               | <b>H</b>               |        |        |        |        |        |
|  |   |              | 23.5                        | 22                        | 35       | 18                     | 16                     | 18       | 18.5                   | 16                     |        |        |        |        |        |
|  |   |              | <b>RTA 00</b>               |                           |          |                        |                        |          |                        |                        |        |        |        |        |        |
|  <p><b>2199</b>                      <b>2199WS</b></p> <p><b>Armless Chair</b> Wood Veneer Back<br/>COM Yardage: 0.75<br/>Freight Class: 250<br/>Product Weight (lbs.): 18<br/>Cubic Feet Per Carton: 6.25 (2 per carton)</p> | <p>Stacks 5 high on floor.<br/>Stacks 8 high on dolly.<br/>Ergonomic Features:<br/>M, N</p> | <b>2199</b>  | \$597                       | \$623                     | \$644    | \$672                  | \$715                  | \$741    | \$782                  | \$838                  | \$892  | \$940  | \$1060 | \$1182 |        |
|  |   |              | <b>2199WS</b><br>Wall Saver | \$618                     | \$649    | \$672                  | \$705                  | \$748    | \$768                  | \$807                  | \$884  | \$923  | \$994  | \$1093 | \$1214 |
|  |   |              |                             | <b>OVERALL DIMENSIONS</b> |          |                        | <b>SEAT DIMENSIONS</b> |          |                        | <b>BACK DIMENSIONS</b> |        |        |        |        |        |
|  |   |              | <b>W</b>                    | <b>D</b>                  | <b>H</b> | <b>W</b>               | <b>D</b>               | <b>H</b> | <b>W</b>               | <b>H</b>               |        |        |        |        |        |
| 20   | 22  | 35           | 18                          | 17.5                      | 18       | 18.5                   | 16.5                   |          |                        |                        |        |        |        |        |        |
|  |   |              | <b>RTA 00</b>               |                           |          |                        |                        |          |                        |                        |        |        |        |        |        |
|  <p><b>Armless Chair w/Catsers</b> Wood Veneer Back<br/>COM Yardage: 0.75<br/>Freight Class: 250<br/>Product Weight (lbs.): 18<br/>Cubic Feet Per Carton: 6.25 (2 per carton)</p>   | <p>Stacks 5 high on floor.<br/>Stacks 8 high on dolly.<br/>Ergonomic Features:<br/>M, N</p> | <b>2199C</b> | \$634                       | \$667                     | \$682    | \$714                  | \$760                  | \$774    | \$813                  | \$887                  | \$920  | \$987  | \$1078 | \$1192 |        |
|  |   |              | <b>OVERALL DIMENSIONS</b>   |                           |          | <b>SEAT DIMENSIONS</b> |                        |          | <b>BACK DIMENSIONS</b> |                        |        |        |        |        |        |
|  |   |              | <b>W</b>                    | <b>D</b>                  | <b>H</b> | <b>W</b>               | <b>D</b>               | <b>H</b> | <b>W</b>               | <b>H</b>               |        |        |        |        |        |
|  |   |              | 20                          | 22                        | 35       | 18                     | 17.5                   | 18       | 18.5                   | 16                     |        |        |        |        |        |
|  |   |              | <b>RTA 00</b>               |                           |          |                        |                        |          |                        |                        |        |        |        |        |        |

| DESCRIPTION   | FEATURES   | MODEL#             | STANDARD TEXTILE GRADES   |          |          |                        |          |          |                        |          |        |        |        |        |
|---|--|--------------------|---------------------------|----------|----------|------------------------|----------|----------|------------------------|----------|--------|--------|--------|--------|
|   |  |                    | 1                         | 2        | 3        | 4                      | 5        | 6        | 7                      | 8        | 9      | 10     | 11     | 12     |
|  <p><b>Barstool w/Arms</b> Wood Veneer Back<br/>COM Yardage: 0.75<br/>Freight Class: 300<br/>Product Weight (lbs.): 27<br/>Cubic Feet Per Carton: 14.75 (1 per carton)</p>       | <p>Does not stack.</p> <p>Ergonomic Features:<br/>M, N</p> | <p><b>2188</b></p> | \$994                     | \$1028   | \$1050   | \$1082                 | \$1131   | \$1144   | \$1187                 | \$1263   | \$1302 | \$1372 | \$1473 | \$1592 |
|   |  |                    | <b>OVERALL DIMENSIONS</b> |          |          | <b>SEAT DIMENSIONS</b> |          |          | <b>BACK DIMENSIONS</b> |          |        |        |        |        |
|   |  |                    | <b>W</b>                  | <b>D</b> | <b>H</b> | <b>W</b>               | <b>D</b> | <b>H</b> | <b>W</b>               | <b>H</b> |        |        |        |        |
|   |  |                    | 23                        | 22       | 45       | 18                     | 16       | 29       | 18.5                   | 16       |        |        |        |        |
|   |  |                    | <b>RTA 00</b>             |          |          |                        |          |          |                        |          |        |        |        |        |
|  <p><b>Armless Barstool</b> Wood Veneer Back<br/>COM Yardage: 0.75<br/>Freight Class: 300<br/>Product Weight (lbs.): 25<br/>Cubic Feet Per Carton: 14.75 (1 per carton)</p>      | <p>Does not stack.</p> <p>Ergonomic Features:<br/>M, N</p> | <p><b>2189</b></p> | \$899                     | \$934    | \$955    | \$988                  | \$1034   | \$1051   | \$1092                 | \$1168   | \$1206 | \$1277 | \$1376 | \$1499 |
|   |  |                    | <b>OVERALL DIMENSIONS</b> |          |          | <b>SEAT DIMENSIONS</b> |          |          | <b>BACK DIMENSIONS</b> |          |        |        |        |        |
|   |  |                    | <b>W</b>                  | <b>D</b> | <b>H</b> | <b>W</b>               | <b>D</b> | <b>H</b> | <b>W</b>               | <b>H</b> |        |        |        |        |
|   |  |                    | 20                        | 22       | 45       | 18                     | 16       | 29       | 18.5                   | 16       |        |        |        |        |
|   |  |                    | <b>RTA 00</b>             |          |          |                        |          |          |                        |          |        |        |        |        |
|  <p><b>Barstool w/Arms</b> Upholstered Back<br/>COM Yardage: 1.25<br/>Freight Class: 300<br/>Product Weight (lbs.): 28<br/>Cubic Feet Per Carton: 14.75 (1 per carton)</p>      | <p>Does not stack.</p> <p>Ergonomic Features:<br/>M, N</p> | <p><b>2196</b></p> | \$954                     | \$1004   | \$1041   | \$1097                 | \$1173   | \$1202   | \$1269                 | \$1399   | \$1460 | \$1580 | \$1743 | \$1949 |
|   |  |                    | <b>OVERALL DIMENSIONS</b> |          |          | <b>SEAT DIMENSIONS</b> |          |          | <b>BACK DIMENSIONS</b> |          |        |        |        |        |
|   |  |                    | <b>W</b>                  | <b>D</b> | <b>H</b> | <b>W</b>               | <b>D</b> | <b>H</b> | <b>W</b>               | <b>H</b> |        |        |        |        |
|   |  |                    | 23                        | 22       | 45       | 18                     | 16       | 29       | 18.5                   | 16       |        |        |        |        |
|   |  |                    | <b>RTA 00</b>             |          |          |                        |          |          |                        |          |        |        |        |        |
|  <p><b>Armless Barstool w/</b> Upholstered Back<br/>COM Yardage: 1.25<br/>Freight Class: 300<br/>Product Weight (lbs.): 22<br/>Cubic Feet Per Carton: 14.75 (1 per carton)</p> | <p>Does not stack.</p> <p>Ergonomic Features:<br/>M, N</p> | <p><b>2197</b></p> | \$860                     | \$910    | \$947    | \$1000                 | \$1078   | \$1105   | \$1174                 | \$1303   | \$1366 | \$1486 | \$1647 | \$1851 |
|   |  |                    | <b>OVERALL DIMENSIONS</b> |          |          | <b>SEAT DIMENSIONS</b> |          |          | <b>BACK DIMENSIONS</b> |          |        |        |        |        |
|   |  |                    | <b>W</b>                  | <b>D</b> | <b>H</b> | <b>W</b>               | <b>D</b> | <b>H</b> | <b>W</b>               | <b>H</b> |        |        |        |        |
|   |  |                    | 20                        | 22       | 45       | 18                     | 16       | 29       | 18.5                   | 16       |        |        |        |        |
|   |  |                    | <b>RTA 00</b>             |          |          |                        |          |          |                        |          |        |        |        |        |

VION




| VION FINISHES - GUEST SEATING |                 |          |                |                                      |
|-------------------------------|-----------------|----------|----------------|--------------------------------------|
| Back Frame                    | Specify Code    | Frame    | Specify Code   | Arm Option                           |
| Black                         | BLK             | Black    | TBL            | Fiber Glass Reinforced Nylon (Black) |
| Shadow                        | SHW<br>Add \$76 | Fog      | TFO            |                                      |
|                               |                 | Shadow   | TSH            |                                      |
|                               |                 | Tungsten | TTU            |                                      |
| Fog                           | FOG<br>Add \$76 | Chrome   | CHM - Add \$40 |                                      |

STANDARD FEATURES






- Vion is a comprehensive seating series offering a family of models to Address multiple applications: task, management, conference, guest, heavy duty 24-7, and drafting stools.
- Series offers models with either a mesh or upholstered back.
- Vion guest chairs offer a wall saver frame design, which is constructed from 7/8" diameter steel tubing.
- Vion guest chairs can stack 4 high on the floor.
- Arm design is gently curved and made from strong fiberglass reinforced black nylon.
- Guest chairs are standard with durable polypropylene glides.
- Dual wheel carpet casters (**C82**) are standard on guest models with casters.
- Mesh back models are available in 10 standard colors: Aqua (**MS75**), Black (**MS69**), Black Cherry (**MS76**), Blue (**MS72**), Dust (**MS77**), Ivory (**MS78**), Natural (**MS74**), Paprika (**MS79**), Rope (**MS73**) and Stone (**MS71**).
- Upholstered back models feature Black fabric (**Jenny JN02**) on the back side as standard.
- Check textile availability prior to specifying upholstery material.
- Vion beam seating consists of upper seat units (6340-6343) including mounting brackets and all hardware necessary for attachment to beam.
- For all beam components, tables and a complete list of available upper seat units, see Beam seating section.






OPTIONAL FEATURES






- Please refer to the chart for optional back frame and base frame finishes.
- Mesh back models are also available in 10 Dimension Mesh colors: Black (**DBK**), Fog (**DST**), Chalk (**DCL**), Shadow (**DGM**), Charcoal (**DCH**), Sand (**DSD**), Cobalt (**DCO**), Pool Blue (**DPB**), Citrus (**DCT**) and Berry (**DBE**). Add \$27
- Upholstered back models offer a Matching Outer (**MO**) upholstery option. Due to the additional material needed, these models are listed separately and are priced differently than the standard upholstered back models.
- Seat available in memory foam. Please specify (**MF**). Add \$117.
- Opaque off-white non-marking glides for hard surface flooring are optional for guest chairs, please specify (**INM**). No upcharge.
- Felt glides (**FG**) and rubber glides (**RG**) are available on guest chairs, please specify and add \$60.
- Steel cushioned self-leveling glides (**B**) are available on guest chairs (adds 0.5" to seat height), please specify and add \$34.
- Dolly available for stacking guest chairs up to 8 high. Specify model 2125WS, \$452 List.
- Please refer to chart for optional Arms, Back, Base and Frame finishes.


| DESCRIPTION   | FEATURES  | MODEL#   | STANDARD TEXTILE GRADES |      |                    |                 |     |                 |     |     |                 |      |      |      |   |   |   |   |   |   |    |    |      |    |      |      |    |    |                      |
|---|---|--|-------------------------|------|--------------------|-----------------|-----|-----------------|-----|-----|-----------------|------|------|------|---|---|---|---|---|---|----|----|------|----|------|------|----|----|----------------------|
|   |   |  | 1                       | 2    | 3                  | 4               | 5   | 6               | 7   | 8   | 9               | 10   | 11   | 12   |   |   |   |   |   |   |    |    |      |    |      |      |    |    |                      |
|  <p>mesh back</p> <p><b>Armless Side Chair</b><br/>COM Yardage: 1<br/>Freight Class: 250<br/>Product Weight (lbs.):24<br/>Cubic Feet Per Carton: 11.75</p> | <p>Stacks 4 high on floor.<br/>Stacks 8 high on dolly.<br/>Ergonomic Features: M, N</p> | <b>6324</b>  | 626                     | 663  | 691                | 732             | 790 | 812             | 863 | 962 | 1011            | 1101 | 1226 | 1380 |   |   |   |   |   |   |    |    |      |    |      |      |    |    |                      |
|   |   | <table border="1"> <thead> <tr> <th colspan="3">OVERALL DIMENSIONS</th> <th colspan="3">SEAT DIMENSIONS</th> <th colspan="2">BACK DIMENSIONS</th> </tr> <tr> <th>W</th> <th>D</th> <th>H</th> <th>W</th> <th>D</th> <th>H</th> <th>W</th> <th>H</th> </tr> </thead> <tbody> <tr> <td>20</td> <td>24</td> <td>34.5</td> <td>19</td> <td>17.5</td> <td>17.5</td> <td>19</td> <td>17</td> </tr> </tbody> </table> |                         |      | OVERALL DIMENSIONS |                 |     | SEAT DIMENSIONS |     |     | BACK DIMENSIONS |      | W    | D    | H | W | D | H | W | H | 20 | 24 | 34.5 | 19 | 17.5 | 17.5 | 19 | 17 | <p><b>RTA 00</b></p> |
| OVERALL DIMENSIONS  |   |  | SEAT DIMENSIONS         |      |                    | BACK DIMENSIONS |     |                 |     |     |                 |      |      |      |   |   |   |   |   |   |    |    |      |    |      |      |    |    |                      |
| W   | D   | H  | W                       | D    | H                  | W               | H   |                 |     |     |                 |      |      |      |   |   |   |   |   |   |    |    |      |    |      |      |    |    |                      |
| 20  | 24  | 34.5   | 19                      | 17.5 | 17.5               | 19              | 17  |                 |     |     |                 |      |      |      |   |   |   |   |   |   |    |    |      |    |      |      |    |    |                      |



| DESCRIPTION  | FEATURES   | MODEL#       | STANDARD TEXTILE GRADES   |                           |          |                        |                        |          |                        |                        |          |      |      |      |      |
|--|--|--------------|---------------------------|---------------------------|----------|------------------------|------------------------|----------|------------------------|------------------------|----------|------|------|------|------|
|  |  |              | 1                         | 2                         | 3        | 4                      | 5                      | 6        | 7                      | 8                      | 9        | 10   | 11   | 12   |      |
|  <p>mesh back</p> <p><b>Armless Side Chair w/Casters</b><br/>COM Yardage: 1<br/>Freight Class: 250<br/>Product Weight (lbs.): 24<br/>Cubic Feet Per Carton: 11.75</p>             | <p>Does not stack.</p> <p>Ergonomic Features: M, N</p>                                     | <b>6324C</b> | 699                       | 736                       | 765      | 806                    | 864                    | 885      | 936                    | 1036                   | 1085     | 1175 | 1299 | 1453 |      |
|  |  |              | <b>OVERALL DIMENSIONS</b> |                           |          | <b>SEAT DIMENSIONS</b> |                        |          | <b>BACK DIMENSIONS</b> |                        |          |      |      |      |      |
|  |  |              | <b>W</b>                  | <b>D</b>                  | <b>H</b> | <b>W</b>               | <b>D</b>               | <b>H</b> | <b>W</b>               | <b>H</b>               |          |      |      |      |      |
|  |  |              | 20                        | 24                        | 34.5     | 19                     | 17.5                   | 17.5     | 19                     | 17                     |          |      |      |      |      |
|  |  |              | <b>RTA 00</b>             |                           |          |                        |                        |          |                        |                        |          |      |      |      |      |
|  <p>mesh back</p> <p><b>Side Chair</b><br/>COM Yardage: 1<br/>Freight Class: 300<br/>Product Weight (lbs.): 26<br/>Cubic Feet Per Carton: 13.75</p>                               | <p>Stacks 4 high on floor.<br/>Stacks 8 high on dolly.</p> <p>Ergonomic Features: M, N</p> | <b>6325</b>  | 671                       | 709                       | 737      | 778                    | 836                    | 858      | 909                    | 1008                   | 1057     | 1147 | 1273 | 1425 |      |
|  |  |              | <b>OVERALL DIMENSIONS</b> |                           |          | <b>SEAT DIMENSIONS</b> |                        |          | <b>BACK DIMENSIONS</b> |                        |          |      |      |      |      |
|  |  |              | <b>W</b>                  | <b>D</b>                  | <b>H</b> | <b>W</b>               | <b>D</b>               | <b>H</b> | <b>W</b>               | <b>H</b>               |          |      |      |      |      |
|  |  |              | 25.5                      | 24                        | 34.5     | 19                     | 17.5                   | 17.5     | 19                     | 17                     |          |      |      |      |      |
|  |  |              | <b>RTA 00</b>             |                           |          |                        |                        |          |                        |                        |          |      |      |      |      |
|  <p>mesh back</p> <p><b>Side Chair w/Casters</b><br/>COM Yardage: 1<br/>Freight Class: 300<br/>Product Weight (lbs.): 26<br/>Cubic Feet Per Carton: 13.75</p>                    | <p>Does not stack.</p> <p>Ergonomic Features: M, N</p>                                     | <b>6325C</b> | 742                       | 780                       | 809      | 850                    | 909                    | 929      | 980                    | 1081                   | 1129     | 1219 | 1344 | 1497 |      |
|  |  |              | <b>OVERALL DIMENSIONS</b> |                           |          | <b>SEAT DIMENSIONS</b> |                        |          | <b>BACK DIMENSIONS</b> |                        |          |      |      |      |      |
|  |  |              | <b>W</b>                  | <b>D</b>                  | <b>H</b> | <b>W</b>               | <b>D</b>               | <b>H</b> | <b>W</b>               | <b>H</b>               |          |      |      |      |      |
|  |  |              | 25.5                      | 24                        | 34.5     | 19                     | 17.5                   | 17.5     | 19                     | 17                     |          |      |      |      |      |
|  |  |              | <b>RTA 00</b>             |                           |          |                        |                        |          |                        |                        |          |      |      |      |      |
|  <p>upholstered back</p> <p><b>Armless Side Chair</b><br/>COM Yardage: 1.25<br/>Freight Class: 250<br/>Product Weight (lbs.): 25<br/>Cubic Feet Per Carton: 11.75</p>           | <p>Stacks 4 high on floor.<br/>Stacks 8 high on dolly.</p> <p>Ergonomic Features: M, N</p> | <b>6334</b>  | 685                       | 733                       | 770      | 824                    | 901                    | 938      | 1008                   | 1120                   | 1207     | 1302 | 1500 | 1710 |      |
|  |  |              | <b>6334MO</b>             | 742                       | 815      | 871                    | 955                    | 1073     | 1114                   | 1218                   | 1414     | 1509 | 1692 | 1941 | 2249 |
|  |  |              |                           | <b>OVERALL DIMENSIONS</b> |          |                        | <b>SEAT DIMENSIONS</b> |          |                        | <b>BACK DIMENSIONS</b> |          |      |      |      |      |
|  |  |              |                           | <b>W</b>                  | <b>D</b> | <b>H</b>               | <b>W</b>               | <b>D</b> | <b>H</b>               | <b>W</b>               | <b>H</b> |      |      |      |      |
| 20   | 24   | 34.5         |                           | 19                        | 17.5     | 17.5                   | 19                     | 17       |                        |                        |          |      |      |      |      |
|  |  |              | <b>RTA 00</b>             |                           |          |                        |                        |          |                        |                        |          |      |      |      |      |
|  <p>upholstered back</p> <p><b>Armless Side Chair w/Casters</b><br/>COM Yardage: 1.25<br/>Freight Class: 250<br/>Product Weight (lbs.): 25<br/>Cubic Feet Per Carton: 11.75</p> | <p>Does not stack.</p> <p>Ergonomic Features: M, N</p>                                     | <b>6334C</b> | 766                       | 812                       | 845      | 896                    | 971                    | 1005     | 1071                   | 1178                   | 1260     | 1351 | 1538 | 1736 |      |
|  |  |              | <b>6334CMO</b>            | 822                       | 894      | 950                    | 1034                   | 1150     | 1193                   | 1296                   | 1493     | 1587 | 1770 | 2019 | 2327 |
|  |  |              |                           | <b>OVERALL DIMENSIONS</b> |          |                        | <b>SEAT DIMENSIONS</b> |          |                        | <b>BACK DIMENSIONS</b> |          |      |      |      |      |
|  |  |              |                           | <b>W</b>                  | <b>D</b> | <b>H</b>               | <b>W</b>               | <b>D</b> | <b>H</b>               | <b>W</b>               | <b>H</b> |      |      |      |      |
| 20   | 24   | 34.5         |                           | 19                        | 17.5     | 17.5                   | 19                     | 17       |                        |                        |          |      |      |      |      |
|  |  |              | <b>RTA 00</b>             |                           |          |                        |                        |          |                        |                        |          |      |      |      |      |

| DESCRIPTION  | FEATURES   | MODEL#                    | STANDARD TEXTILE GRADES |               |                        |          |          |                        |          |        |        |        |        |        |
|--|--|---------------------------|-------------------------|---------------|------------------------|----------|----------|------------------------|----------|--------|--------|--------|--------|--------|
|  |  |                           | 1                       | 2             | 3                      | 4        | 5        | 6                      | 7        | 8      | 9      | 10     | 11     | 12     |
|  <p>upholstered back</p> <p><b>Side Chair</b><br/>COM Yardage: 1.25<br/>Freight Class: 300<br/>Product Weight (lbs.): 27<br/>Cubic Feet Per Carton: 13.75</p>           | <p>Stacks 4 high on floor.<br/>Stacks 8 high on dolly.</p> <p>Ergonomic Features:<br/>M, N</p> | <b>6335</b>               | 731                     | 779           | 816                    | 870      | 946      | 983                    | 1052     | 1162   | 1247   | 1344   | 1538   | 1747   |
|  |  | <b>6335MO</b>             | 787                     | 860           | 915                    | 1000     | 1115     | 1159                   | 1261     | 1459   | 1554   | 1737   | 1986   | 2296   |
|  |  | <b>OVERALL DIMENSIONS</b> |                         |               | <b>SEAT DIMENSIONS</b> |          |          | <b>BACK DIMENSIONS</b> |          |        |        |        |        |        |
|  |  | <b>W</b>                  | <b>D</b>                | <b>H</b>      | <b>W</b>               | <b>D</b> | <b>H</b> | <b>W</b>               | <b>H</b> |        |        |        |        |        |
|  | 25.5   | 24                        | 34.5                    | 19            | 17.5                   | 17.5     | 19       | 17                     |          |        |        |        |        |        |
|  |  |                           |                         | <b>RTA 00</b> |                        |          |          |                        |          |        |        |        |        |        |
|  <p>upholstered back</p> <p><b>Side Chair w/Casters</b><br/>COM Yardage: 1.25<br/>Freight Class: 300<br/>Product Weight (lbs.): 27<br/>Cubic Feet Per Carton: 13.75</p> | <p>Does not stack.</p> <p>Ergonomic Features:<br/>M, N</p>                                     | <b>6335C</b>              | 810                     | 856           | 889                    | 940      | 1014     | 1048                   | 1114     | 1219   | 1301   | 1390   | 1576   | 1774   |
|  |  | <b>6335CMO</b>            | 864                     | 936           | 992                    | 1076     | 1195     | 1236                   | 1338     | 1535   | 1630   | 1813   | 2063   | 2371   |
|  |  | <b>OVERALL DIMENSIONS</b> |                         |               | <b>SEAT DIMENSIONS</b> |          |          | <b>BACK DIMENSIONS</b> |          |        |        |        |        |        |
|  |  | <b>W</b>                  | <b>D</b>                | <b>H</b>      | <b>W</b>               | <b>D</b> | <b>H</b> | <b>W</b>               | <b>H</b> |        |        |        |        |        |
|  | 25.5   | 24                        | 34.5                    | 19            | 18                     | 17.5     | 19       | 17                     |          |        |        |        |        |        |
|  |  |                           |                         | <b>RTA 00</b> |                        |          |          |                        |          |        |        |        |        |        |
|  <p><b>Armless Seat Unit</b><br/>COM Yardage: 1<br/>Freight Class: 250<br/>Product Weight (lbs.): 20<br/>Cubic Feet Per Carton: 7.25</p>                               | <p>Upholstered seat/mesh back.<br/>Use with beam.</p>  | <b>6340</b>               | \$839                   | \$882         | \$911                  | \$957    | \$1021   | \$1051                 | \$1108   | \$1201 | \$1273 | \$1351 | \$1516 | \$1692 |
|  |  | <b>OVERALL DIMENSIONS</b> |                         |               | <b>SEAT DIMENSIONS</b> |          |          | <b>BACK DIMENSIONS</b> |          |        |        |        |        |        |
|  |  | <b>W</b>                  | <b>D</b>                | <b>H</b>      | <b>W</b>               | <b>D</b> | <b>H</b> | <b>W</b>               | <b>H</b> |        |        |        |        |        |
|  |  |                           | 21                      | 23.5          | 20.5                   | 17.5     | 18       | -                      | 19       | 17     |        |        |        |        |
|  |  |                           |                         | <b>RTA 00</b> |                        |          |          |                        |          |        |        |        |        |        |
|  <p><b>Armless Seat Unit</b><br/>COM Yardage: 1<br/>Freight Class: 250<br/>Product Weight (lbs.): 26<br/>Cubic Feet Per Carton: 7.25</p>                              | <p>Upholstered seat and back.<br/>Use with beam.</p>   | <b>6341</b>               | 978                     | 1027          | 1066                   | 1123     | 1203     | 1240                   | 1314     | 1430   | 1520   | 1619   | 1821   | 2039   |
|  |  | <b>OVERALL DIMENSIONS</b> |                         |               | <b>SEAT DIMENSIONS</b> |          |          | <b>BACK DIMENSIONS</b> |          |        |        |        |        |        |
|  |  | <b>W</b>                  | <b>D</b>                | <b>H</b>      | <b>W</b>               | <b>D</b> | <b>H</b> | <b>W</b>               | <b>H</b> |        |        |        |        |        |
|  |  |                           | 21                      | 23.5          | 20.5                   | 17.5     | 18       | -                      | 19       | 17     |        |        |        |        |
|  |  |                           |                         | <b>RTA 00</b> |                        |          |          |                        |          |        |        |        |        |        |
|  <p><b>Seat Unit w/Arms</b><br/>COM Yardage: 1<br/>Freight Class: 250<br/>Product Weight (lbs.): 26<br/>Cubic Feet Per Carton: 9.75</p>                               | <p>Upholstered seat/mesh back.<br/>Use with beam.</p>  | <b>6342</b>               | 777                     | 817           | 849                    | 894      | 957      | 986                    | 1046     | 1138   | 1208   | 1288   | 1452   | 1627   |
|  |  | <b>OVERALL DIMENSIONS</b> |                         |               | <b>SEAT DIMENSIONS</b> |          |          | <b>BACK DIMENSIONS</b> |          |        |        |        |        |        |
|  |  | <b>W</b>                  | <b>D</b>                | <b>H</b>      | <b>W</b>               | <b>D</b> | <b>H</b> | <b>W</b>               | <b>H</b> |        |        |        |        |        |
|  |  |                           | 25.5                    | 23.5          | 20.5                   | 17.5     | 18       | -                      | 19       | 17     |        |        |        |        |
|  |  |                           |                         | <b>RTA 00</b> |                        |          |          |                        |          |        |        |        |        |        |

| DESCRIPTION  | FEATURES   | MODEL# | STANDARD TEXTILE GRADES |      |      |                 |      |      |                 |      |      |      |      |      |
|--|--|--------|-------------------------|------|------|-----------------|------|------|-----------------|------|------|------|------|------|
|  |  |        | 1                       | 2    | 3    | 4               | 5    | 6    | 7               | 8    | 9    | 10   | 11   | 12   |
|  <p><b>Seat Unit w/Arms</b><br/>COM Yardage: 1<br/>Freight Class: 250<br/>Product Weight (lbs.): 27<br/>Cubic Feet Per Carton: 9.75</p>                   | Upholstered seat and back.<br>Use with beam.                     | 6343   | 899                     | 948  | 987  | 1043            | 1123 | 1159 | 1233            | 1348 | 1437 | 1537 | 1742 | 1959 |
|  |  |        | OVERALL DIMENSIONS      |      |      | SEAT DIMENSIONS |      |      | BACK DIMENSIONS |      |      |      |      |      |
|  |  |        | W                       | D    | H    | W               | D    | H    | W               | H    |      |      |      |      |
|  |  |        | 25.5                    | 23.5 | 20.5 | 17.5            | 18   | -    | 19              | 17   |      |      |      |      |
|  |  |        | RTA 00                  |      |      |                 |      |      |                 |      |      |      |      |      |
|  <p><b>Bar Height Stool w/Arms</b><br/>COM Yardage: 1.00<br/>Freight Class: 300<br/>Product Weight (lbs.): 35<br/>Cubic Feet Per Carton: 20</p>            | Mesh Back.<br>Does not stack.<br><br>Ergonomic Features:<br>M, N | 6350   | 871                     | 911  | 941  | 988             | 1051 | 1080 | 1138            | 1232 | 1302 | 1382 | 1546 | 1721 |
|  |  |        | OVERALL DIMENSIONS      |      |      | SEAT DIMENSIONS |      |      | BACK DIMENSIONS |      |      |      |      |      |
|  |  |        | W                       | D    | H    | W               | D    | H    | W               | H    |      |      |      |      |
|  |  |        | 25.5                    | 25   | 44.5 | 19              | 17.5 | 28.5 | 18              | 16   |      |      |      |      |
|  |  |        | RTA 00                  |      |      |                 |      |      |                 |      |      |      |      |      |
|  <p><b>Armless Bar Height Stool</b><br/>COM Yardage: 1.00<br/>Freight Class: 250<br/>Product Weight (lbs.): 33<br/>Cubic Feet Per Carton: 15.75</p>      | Mesh Back.<br>Does not stack.<br><br>Ergonomic Features:<br>M, N | 6351   | 829                     | 869  | 901  | 946             | 1009 | 1038 | 1098            | 1190 | 1260 | 1340 | 1504 | 1679 |
|  |  |        | OVERALL DIMENSIONS      |      |      | SEAT DIMENSIONS |      |      | BACK DIMENSIONS |      |      |      |      |      |
|  |  |        | W                       | D    | H    | W               | D    | H    | W               | H    |      |      |      |      |
|  |  |        | 21                      | 25   | 44.5 | 19              | 17.5 | 28.5 | 18              | 16   |      |      |      |      |
|  |  |        | RTA 00                  |      |      |                 |      |      |                 |      |      |      |      |      |
|  <p><b>Counter Height Stool w/Arms</b><br/>COM Yardage: 1.00<br/>Freight Class: 300<br/>Product Weight (lbs.): 25<br/>Cubic Feet Per Carton: 18.5</p>   | Mesh Back.<br>Does not stack.<br><br>Ergonomic Features:<br>M, N | 6352   | 871                     | 911  | 941  | 988             | 1051 | 1080 | 1138            | 1232 | 1302 | 1382 | 1546 | 1721 |
|  |  |        | OVERALL DIMENSIONS      |      |      | SEAT DIMENSIONS |      |      | BACK DIMENSIONS |      |      |      |      |      |
|  |  |        | W                       | D    | H    | W               | D    | H    | W               | H    |      |      |      |      |
|  |  |        | 25.5                    | 24.5 | 40.5 | 19              | 17.5 | 24.5 | 18              | 16   |      |      |      |      |
|  |  |        | RTA 00                  |      |      |                 |      |      |                 |      |      |      |      |      |
|  <p><b>Armless Counter Height Stool</b><br/>COM Yardage: 1.00<br/>Freight Class: 250<br/>Product Weight (lbs.): 31<br/>Cubic Feet Per Carton: 14.50</p> | Mesh Back.<br>Does not stack.<br><br>Ergonomic Features:<br>M, N | 6353   | 829                     | 869  | 901  | 946             | 1009 | 1038 | 1098            | 1190 | 1260 | 1340 | 1504 | 1679 |
|  |  |        | OVERALL DIMENSIONS      |      |      | SEAT DIMENSIONS |      |      | BACK DIMENSIONS |      |      |      |      |      |
|  |  |        | W                       | D    | H    | W               | D    | H    | W               | H    |      |      |      |      |
|  |  |        | 21                      | 24.5 | 40.5 | 19              | 17.5 | 24.5 | 18              | 16   |      |      |      |      |
|  |  |        | RTA 00                  |      |      |                 |      |      |                 |      |      |      |      |      |

| DESCRIPTION  | FEATURES   | MODEL#                    | STANDARD TEXTILE GRADES |          |                        |          |          |                        |          |          |      |      |      |      |
|--|--|---------------------------|-------------------------|----------|------------------------|----------|----------|------------------------|----------|----------|------|------|------|------|
|  |  |                           | 1                       | 2        | 3                      | 4        | 5        | 6                      | 7        | 8        | 9    | 10   | 11   | 12   |
|  <p><b>Bar Height Stool w/Arms</b><br/>COM Yardage: 1.25<br/>Freight Class: 300<br/>Product Weight (lbs.): 35</p>   | Upholstered Back<br>Does not stack.<br><br>Ergonomic Features:                 | <b>6360</b>               | 949                     | 998      | 1037                   | 1093     | 1174     | 1209                   | 1283     | 1398     | 1487 | 1589 | 1792 | 2009 |
|  |  | <b>6360MO</b>             | 1004                    | 1082     | 1144                   | 1232     | 1361     | 1421                   | 1538     | 1724     | 1866 | 2025 | 2352 | 2701 |
|  |  | <b>OVERALL DIMENSIONS</b> |                         |          | <b>SEAT DIMENSIONS</b> |          |          | <b>BACK DIMENSIONS</b> |          |          |      |      |      |      |
|  |  |                           | <b>W</b>                | <b>D</b> | <b>H</b>               | <b>W</b> | <b>D</b> | <b>H</b>               | <b>W</b> | <b>H</b> |      |      |      |      |
|  |  |                           | 25.5                    | 25       | 44.5                   | 19       | 17.5     | 28.5                   | 18       | 16       |      |      |      |      |
|  <p><b>Armless Bar Height Stool</b><br/>COM Yardage: 1.25<br/>Freight Class: 250<br/>Product Weight (lbs.): 33<br/>Cubic Feet Per Carton: 15.75<br/>Cubic Feet Per Carton: 18.5</p> | Upholstered Back<br>Does not stack.<br><br>Ergonomic Features:<br>M, N<br>M, N | <b>6361</b>               | 907                     | 956      | 996                    | 1052     | 1133     | 1170                   | 1243     | 1359     | 1449 | 1549 | 1751 | 1970 |
|  |  | <b>6361MO</b>             | 963                     | 1041     | 1103                   | 1191     | 1321     | 1380                   | 1499     | 1683     | 1826 | 1985 | 2312 | 2660 |
|  |  | <b>OVERALL DIMENSIONS</b> |                         |          | <b>SEAT DIMENSIONS</b> |          |          | <b>BACK DIMENSIONS</b> |          |          |      |      |      |      |
|  |  |                           | <b>W</b>                | <b>D</b> | <b>H</b>               | <b>W</b> | <b>D</b> | <b>H</b>               | <b>W</b> | <b>H</b> |      |      |      |      |
|  |  |                           | 21                      | 25       | 44.5                   | 19       | 17.5     | 28.5                   | 18       | 16       |      |      |      |      |
|  |  |                           | <b>RTA 00</b>           |          | <b>RTA 00</b>          |          |          |                        |          |          |      |      |      |      |
|  <p><b>Bar Counter Height Stool w/Arms</b><br/>COM Yardage: 1.25<br/>Freight Class: 300<br/>Product Weight (lbs.): 33<br/>Cubic Feet Per Carton: 18.5</p>                          | Upholstered Back<br>Does not stack.<br><br>Ergonomic Features:<br>M, N         | <b>6362</b>               | 949                     | 998      | 1037                   | 1093     | 1174     | 1209                   | 1283     | 1398     | 1487 | 1589 | 1792 | 2009 |
|  |  | <b>6362MO</b>             | 1004                    | 1082     | 1144                   | 1232     | 1361     | 1421                   | 1538     | 1724     | 1866 | 2025 | 2352 | 2701 |
|  |  | <b>OVERALL DIMENSIONS</b> |                         |          | <b>SEAT DIMENSIONS</b> |          |          | <b>BACK DIMENSIONS</b> |          |          |      |      |      |      |
|  |  |                           | <b>W</b>                | <b>D</b> | <b>H</b>               | <b>W</b> | <b>D</b> | <b>H</b>               | <b>W</b> | <b>H</b> |      |      |      |      |
|  |  |                           | 25.5                    | 24.5     | 40.5                   | 19       | 17.5     | 24.5                   | 18       | 16       |      |      |      |      |
|  |  |                           | <b>RTA 00</b>           |          |                        |          |          |                        |          |          |      |      |      |      |
|  <p><b>Armless Counter Height Stool</b><br/>COM Yardage: 1.25<br/>Freight Class: 250<br/>Product Weight (lbs.): 31<br/>Cubic Feet Per Carton: 14.50</p>                           | Upholstered Back<br>Does not stack.<br><br>Ergonomic Features:<br>M, N         | <b>6363</b>               | 907                     | 956      | 996                    | 1052     | 1133     | 1170                   | 1243     | 1359     | 1449 | 1549 | 1751 | 1970 |
|  |  | <b>6363MO</b>             | 963                     | 1041     | 1103                   | 1191     | 1321     | 1380                   | 1499     | 1683     | 1826 | 1985 | 2312 | 2660 |
|  |  | <b>OVERALL DIMENSIONS</b> |                         |          | <b>SEAT DIMENSIONS</b> |          |          | <b>BACK DIMENSIONS</b> |          |          |      |      |      |      |
|  |  |                           | <b>W</b>                | <b>D</b> | <b>H</b>               | <b>W</b> | <b>D</b> | <b>H</b>               | <b>W</b> | <b>H</b> |      |      |      |      |
|  |  |                           | 21                      | 25       | 40.5                   | 19       | 17.5     | 24.5                   | 18       | 16       |      |      |      |      |
|  |  |                           | <b>RTA 00</b>           |          |                        |          |          |                        |          |          |      |      |      |      |

ZOMA™



model 6656



model 6657



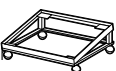
STANDARD FEATURES

- Design sensitive guest seating featuring a wide flat, flared arms and elliptical tubular construction.
- The back of the chair is heavily compound curved to provide comfort and support in multiple seating positions.
- No visible back attachment hardware. Backs are attached using concealed hardware only.
- The outer back is upholstered in the same material selection as the rest of the chair.
- Arms are wide and full length, offering support to help stabilize the user as they sit in or exit chairs.
- The gently curved arms are made from incredibly strong black fiberglass reinforced nylon.
- The rugged frame is made from welded elliptical (oval) steel tubing 1.5" wide.
- Chairs are "Wall Safe," rear legs hit the baseboard first leaving clearance between the back of the chair and the wall; Thus saving both the chair and the wall from damage. Legs flair out to the rear to provide additional support.

- Zoma is equipped with a polypropylene seat shroud that helps stabilize chairs when stacked and avoid frame imprints on upholstered seats.
- Stacks up to 4 high on the floor or on a dolly (2125WS).
- Standard glide is a durable Black Polypropylene oval glide.
- Check textile availability prior to specifying upholstery material.

OPTIONAL FEATURES

- Frame is standard in a choice of Black (TBL), Shadow (TSH) or Tungsten (TTU) Finish must be specified. A chrome frame is optionally available. Please Specify (CHM), add \$44.
- A durable polypropylene outer back shroud is available at no charge. Optional shroud is Black only. Please specify (PSB).
- For chairs used on hard surface floors PLEASE SPECIFY Opaque (off White), Non-Marking Glides (NM).

| DESCRIPTION  | FEATURES  | MODEL#                    | STANDARD TEXTILE GRADES |                        |                        |          |                        |                        |          |        |        |        |        |        |  |  |
|--|---|---------------------------|-------------------------|------------------------|------------------------|----------|------------------------|------------------------|----------|--------|--------|--------|--------|--------|--|--|
|  |   |                           | 1                       | 2                      | 3                      | 4        | 5                      | 6                      | 7        | 8      | 9      | 10     | 11     | 12     |  |  |
|  <p><b>Armchair</b><br/>COM Yardage: 1.25<br/>Freight Class: 250<br/>Product Weight (lbs.): 28<br/>Cubic Feet Per Carton: 13.75</p>            | Stacks 4 high on floor or dolly.<br><br>Ergonomic Features:<br>M, N | <b>6656</b>               | \$616                   | \$663                  | \$700                  | \$749    | \$824                  | \$851                  | \$915    | \$1038 | \$1098 | \$1210 | \$1368 | \$1561 |  |  |
|  |   | <b>OVERALL DIMENSIONS</b> |                         |                        | <b>SEAT DIMENSIONS</b> |          |                        | <b>BACK DIMENSIONS</b> |          |        |        |        |        |        |  |  |
|  |   | <b>W</b>                  | <b>D</b>                | <b>H</b>               | <b>W</b>               | <b>D</b> | <b>H</b>               | <b>W</b>               | <b>H</b> |        |        |        |        |        |  |  |
|  |   |                           | 26.5                    | 24                     | 32.5                   | 20       | 19                     | 17                     | 18       | 15     |        |        |        |        |  |  |
|  |   |                           |                         |                        |                        |          |                        |                        |          |        |        |        |        |        |  |  |
|  <p><b>Armless Side Chair</b><br/>COM Yardage: 1.25<br/>Freight Class: 250<br/>Product Weight (lbs.): 26<br/>Cubic Feet Per Carton: 11.75</p> | Stacks 4 high on floor or dolly.<br><br>Ergonomic Features:<br>M, N | <b>6657</b>               | \$562                   | \$608                  | \$645                  | \$694    | \$770                  | \$796                  | \$859    | \$984  | \$1044 | \$1156 | \$1313 | \$1506 |  |  |
|  |   | <b>OVERALL DIMENSIONS</b> |                         |                        | <b>SEAT DIMENSIONS</b> |          |                        | <b>BACK DIMENSIONS</b> |          |        |        |        |        |        |  |  |
|  |   | <b>W</b>                  | <b>D</b>                | <b>H</b>               | <b>W</b>               | <b>D</b> | <b>H</b>               | <b>W</b>               | <b>H</b> |        |        |        |        |        |  |  |
|  |   |                           | 22.5                    | 24                     | 32.5                   | 20       | 19                     | 17                     | 18       | 15     |        |        |        |        |  |  |
|  |   |                           |                         |                        |                        |          |                        |                        |          |        |        |        |        |        |  |  |
|  <p><b>Dolly</b><br/>COM Yardage: N/A<br/>Freight Class: 150<br/>Product Weight (lbs.): 16<br/>Cubic Feet Per Carton: 3.8</p>                 |   | <b>2125WS</b>             | \$452                   | -                      | -                      | -        | -                      | -                      | -        | -      | -      | -      | -      | -      |  |  |
|  | <b>OVERALL DIMENSIONS</b>   |                           |                         | <b>SEAT DIMENSIONS</b> |                        |          | <b>BACK DIMENSIONS</b> |                        |          |        |        |        |        |        |  |  |
|  | <b>W</b>  | <b>D</b>                  | <b>H</b>                | <b>W</b>               | <b>D</b>               | <b>H</b> | <b>W</b>               | <b>H</b>               |          |        |        |        |        |        |  |  |
|  |   |                           | 23.25                   | 24.75                  | 12.25                  | -        | -                      | -                      | -        | -      |        |        |        |        |  |  |
|  |   |                           |                         |                        |                        |          |                        |                        |          |        |        |        |        |        |  |  |





# lounge

|  |     |               |     |                   |     |
|--|-----|---------------|-----|-------------------|-----|
| Ballara .....                          | 248 | Jeo .....     | 301 | River+ .....      | 330 |
| Braden .....                           | 260 | Kate .....    | 304 | Sirena .....      | 362 |
| Bridges II Collaborative Seating ..... | 263 | Lux .....     | 305 | Venture .....     | 366 |
| calidon tables .....                   | 274 | ML .....      | 307 | Vitrola .....     | 369 |
| Camino .....                           | 277 | ML Park ..... | 309 | Wind .....        | 371 |
| Citi .....                             | 282 | Orion .....   | 310 | Wind Linear ..... | 373 |
| Citi Square .....                      | 287 | Prairie ..... | 311 |                   |     |
| Drift .....                            | 296 | River .....   | 312 |                   |     |




BALLARA™



model 9751

model 9751NA & 9757L



**Quilted Seat Option**  
See optional features for more details.



model 9752NA Two Seat Sofa, 9755 Corner Table, 9751NA Lounge Chair, 9757L Left Tablet

**STANDARD FEATURES**

- An all inclusive, modular series which includes seating, storage, power, tables and tablets.
- Fulfill many space planning scenarios including corner, in-line, open concept as well as traditional reception.
- Furniture pieces, seating or tables can be used as stand alone items or linked together with ganging brackets to create infinite configurations.
- Four high back (banquette) models available in two different heights (42" or 48") and two sizes (two-seat or three-seat armless sofas).
- Banquettes are available as table back models (TB) which are equipped with an 8" laminate back table shelf.
- Tablets can be mounted outside or between seats to accommodate various work and collaborative settings. Tablets have a 14" round surface and come with a 2-point locking mechanism for easy handling and stability.
- Fixed cushions are accented by a metal base and frame.
- Tables features durable and matching 3mm edges.
- Power modules include one power outlet and two USB ports and can be mounted under any seat or table. Wire management is included.
- All models are standard with Black polypropylene foot glides.
- Check textile availability prior to specifying upholstery material.

**OPTIONAL FEATURES**

- Quilted Seat (Q) is available. Backless stools, add \$107 each. Single seat models, add \$212. Two seater sofa, add \$417. Three seater sofa, add \$626.
- **Seating and Table Frame Finish:** All chair frames, table frames, tablet metal components, ganging brackets and power modules are available in the following finishes  
(TBL) Black  
(TDW) Designer White  
(TTU) Tungsten  
(CHM) Chrome. **Upcharge varies.**  
(BCH) Brushed Chrome. **Upcharge varies.**  
Please Specify.

- Brushed Chrome (BCH) and Chrome (CHM) are available at an upcharge. Add \$225 for counter height and bar height stools. Add \$242 for single seat lounge chairs. Add \$321 for two seat sofas. Add \$401 for three seat sofas. Add \$242 for storage/end tables. Add \$321 for storage/coffee tables. Add \$124 for tablets. Add \$31 for ganging brackets. Add \$24 for power modules.
- **Table Tops**  
Corner tables, storage tables and tablets are offered in the following High Pressure Laminate finishes:  
(ACJ) Absolute Acajou (ASN) Asian Night  
(AWC) Avant Cherry (AWH) Avant Honey  
(BLK) Black (BRC) Brushed Cobalt  
(CMB) Clear Maple (DES) Dark Espresso  
(DWT) Designer White (HGT) Hayden Grey  
(NBL) Noce Biondo (NGL) Noce Grigio  
(NEL) Noce Leggero (NML) Noce Medio  
(QTM) Quartered Mahogany  
(SOG) Storm Grey (TFW) Tiger Fruitwood  
(TWL) Tiger Walnut (WHE) Walnut Heights  
(WHC) White Chocolate  
(WCR) Winter Cherry (WGY) Willow Grey

**SAMPLE LAYOUTS**

**Layout A**



| Qty   | Model Number | Description              | Dimensions           | List Price     |
|---|--------------|--------------------------|----------------------|----------------|
| 1   | 9751L        | Lounge Chair - Left Arm  | 28.5 x 29.5 x 30     | 2110           |
| 1   | 9751R        | Lounge Chair - Right Arm | 28.5 x 29.5 x 30     | 2110           |
| 1   | 9755         | Corner Table             | 27.25 x 27.25 x 16.5 | 840            |
| 2   | 9759         | Ganging Bracket          | 1 x 0.75 x 10        | 25 x 2         |
| <b>SAMPLE LAYOUT TOTAL IN STANDARD FRAME FINISHES</b> |              |                          |                      | <b>\$5,110</b> |
| <b>SAMPLE LAYOUT TOTAL IN OPTIONAL FRAME FINISHES</b> |              |                          |                      | <b>\$5,898</b> |

SAMPLE LAYOUTS

Layout B



| Qty | Model Number | Description              | Dimensions           | List Price |
|-----|--------------|--------------------------|----------------------|------------|
| 1   | 9751L        | Lounge Chair - Left Arm  | 28.5 x 29.5 x 30     | 2110       |
| 1   | 9751R        | Lounge Chair - Right Arm | 28.5 x 29.5 x 30     | 2110       |
| 1   | 9755         | Corner Table             | 27.25 x 27.25 x 16.5 | 840        |
| 2   | 9759         | Ganging Bracket          | 1 x 0.75 x 10        | 25 x 2     |

**SAMPLE LAYOUT TOTAL IN STANDARD BLACK FRAME \$5,110**  
**SAMPLE LAYOUT TOTAL IN OPTIONAL FRAME FINISHES \$5,898**

Layout C



| Qty | Model Number | Description              | Dimensions           | List Price |
|-----|--------------|--------------------------|----------------------|------------|
| 1   | 9751L        | Lounge Chair - Left Arm  | 28.5 x 29.5 x 30     | 2110       |
| 1   | 9751R        | Lounge Chair - Right Arm | 28.5 x 29.5 x 30     | 2110       |
| 1   | 9751NA       | Lounge Chair - No Arms   | 27.5 x 29.5 x 30     | 1749       |
| 2   | 9755         | Corner Table             | 27.25 x 27.25 x 16.5 | 840 x 2    |
| 4   | 9759         | Ganging Bracket          | 1 x 0.75 x 10        | 25 x 4     |

**SAMPLE LAYOUT TOTAL IN STANDARD BLACK FRAME \$7,749**  
**SAMPLE LAYOUT TOTAL IN OPTIONAL FRAME FINISHES \$9,083**


Layout D



| Qty | Model Number | Description              | Dimensions           | List Price |
|-----|--------------|--------------------------|----------------------|------------|
| 1   | 9751L        | Lounge Chair - Left Arm  | 28.5 x 29.5 x 30     | 2110       |
| 1   | 9751R        | Lounge Chair - Right Arm | 28.5 x 29.5 x 30     | 2110       |
| 1   | 9751NA       | Lounge Chair - Armless   | 27.5 x 29.5 x 30     | 1749       |
| 2   | 9755         | Corner Table             | 27.25 x 27.25 x 16.5 | 840 x 2    |
| 1   | 9757L        | Left Tablet              | 14 x 14 x 17.25      | 646        |
| 1   | 9758R        | Right Tablet             | 14 x 14 x 17.25      | 646        |
| 4   | 9759         | Ganging Bracket          | 1 x 0.75 x 10        | 25 x 4     |

**SAMPLE LAYOUT TOTAL IN STANDARD BLACK FRAME \$9041**  
**SAMPLE LAYOUT TOTAL IN OPTIONAL FRAME FINISHES \$10,623**

Layout E

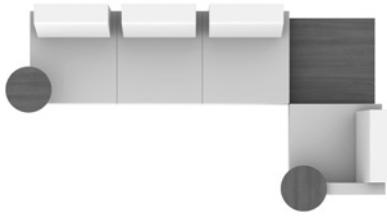


| Qty | Model Number | Description                        | Dimensions           | List Price |
|-----|--------------|------------------------------------|----------------------|------------|
| 1   | 9752L-OB     | Two Seat Sofa Open Back - Left Arm | 55 x 29.5 x 30       | 3437       |
| 1   | 9752NA       | Two Seat Sofa - Armless            | 54 x 29.5 x 30       | 3157       |
| 1   | 9754         | Storage Table                      | 27.25 x 27.25 x 16.5 | 1333       |
| 1   | 9755         | Corner Table                       | 27.25 x 27.25 x 16.5 | 840        |
| 1   | 9757R        | Right Tablet                       | 14 x 14 x 17.25      | 646        |
| 2   | 9759         | Ganging Bracket                    | 1 x 0.75 x 10        | 25 x 2     |

**SAMPLE LAYOUT TOTAL IN STANDARD BLACK FRAME \$9463**  
**SAMPLE LAYOUT TOTAL IN OPTIONAL FRAME FINISHES \$11,060**

SAMPLE LAYOUTS

Layout F



| Qty | Model Number     | Description                         | Dimensions           | List Price |
|-----|------------------|-------------------------------------|----------------------|------------|
| 1   | <b>9753NA-OB</b> | Three Seat Sofa Open Back - Armless | 80.5 x 29.5 x 30     | 4426       |
| 1   | <b>9751L</b>     | Lounge Chair - Left Arm             | 28.5 x 29.5 x 30     | 2110       |
| 1   | <b>9755</b>      | Corner Table                        | 27.25 x 27.25 x 16.5 | 840        |
| 1   | <b>9757L</b>     | Left Tablet                         | 14 x 14 x 17.25      | 646        |
| 1   | <b>9758R</b>     | Right Tablet                        | 14 x 14 x 17.25      | 646        |
| 2   | <b>9759</b>      | Ganging Bracket                     | 1 x 0.75 x 10        | 25 x 2     |


**SAMPLE LAYOUT TOTAL IN STANDARD FRAME FINISHES**

**\$8,718**

**SAMPLE LAYOUT TOTAL IN OPTIONAL FRAME FINISHES**

**\$9,913**

Layout G



| Qty | Model Number     | Description                         | Dimensions           | List Price |
|-----|------------------|-------------------------------------|----------------------|------------|
| 1   | <b>9753NA-OB</b> | Three Seat Sofa Open Back - Armless | 80.5 x 29.5 x 30     | 4426       |
| 1   | <b>9751</b>      | Lounge Chair                        | 29.5 x 29.5 x 30     | 2467       |
| 1   | <b>9755</b>      | Corner Table                        | 27.25 x 27.25 x 16.5 | 840        |
| 1   | <b>9757L</b>     | Left Tablet                         | 14 x 14 x 17.25      | 646        |
| 1   | <b>9759</b>      | Ganging Bracket                     | 1 x 0.75 x 10        | 25 x 1     |

**SAMPLE LAYOUT TOTAL IN STANDARD FRAME FINISHES**

**\$8,404**

**SAMPLE LAYOUT TOTAL IN OPTIONAL FRAME FINISHES**

**\$9,444**

Layout H



| Qty | Model Number  | Description              | Dimensions           | List Price |
|-----|---------------|--------------------------|----------------------|------------|
| 1   | <b>9751L</b>  | Lounge Chair - Left Arm  | 28.5 x 29.5 x 30     | 2110       |
| 1   | <b>9751R</b>  | Lounge Chair - Right Arm | 28.5 x 29.5 x 30     | 2110       |
| 1   | <b>9751NA</b> | Lounge Chair - No Arms   | 27.5 x 29.5 x 30     | 1749       |
| 2   | <b>9755</b>   | Corner Table             | 27.25 x 27.25 x 16.5 | 840 x 2    |
| 4   | <b>9759</b>   | Ganging Bracket          | 1 x 0.75 x 10        | 25 x 4     |


**SAMPLE LAYOUT TOTAL IN STANDARD FRAME FINISHES**

**\$7,749**

**SAMPLE LAYOUT TOTAL IN OPTIONAL FRAME FINISHES**

**\$9,083**

Layout I



| Qty | Model Number     | Description                         | Dimensions           | List Price |
|-----|------------------|-------------------------------------|----------------------|------------|
| 1   | <b>9753NA-OB</b> | Three Seat Sofa Open Back - Armless | 80.5 x 29.5 x 30     | 4426       |
| 1   | <b>9752NA</b>    | Two Seat Sofa - Armless             | 54 x 29.5 x 30       | 3157       |
| 2   | <b>9754</b>      | Storage Table                       | 27.25 x 27.25 x 16.5 | 1333 x 2   |
| 1   | <b>9755</b>      | Corner Table                        | 27.25 x 27.25 x 16.5 | 840        |
| 1   | <b>9757L</b>     | Left Tablet                         | 14 x 14 x 17.25      | 646        |
| 1   | <b>9758R</b>     | Right Tablet                        | 14 x 14 x 17.25      | 646        |
| 2   | <b>9759</b>      | Ganging Bracket                     | 1 x 0.75 x 10        | 25 x 2     |

**SAMPLE LAYOUT TOTAL IN STANDARD FRAME FINISHES**


**\$12,431**

**SAMPLE LAYOUT TOTAL IN OPTIONAL FRAME FINISHES**

**\$14,189**

**SAMPLE LAYOUTS**

**Layout J**



| Qty | Model Number     | Description                         | Dimensions           | List Price |
|-----|------------------|-------------------------------------|----------------------|------------|
| 1   | <b>9753NA-OB</b> | Three Seat Sofa Open Back - Armless | 80.5 x 29.5 x 30     | 4426       |
| 1   | <b>9751L</b>     | Lounge Chair - Left Arm             | 28.5 x 29.5 x 30     | 2110       |
| 1   | <b>9751R</b>     | Lounge Chair - Right Arm            | 28.5 x 29.5 x 30     | 2110       |
| 2   | <b>9754</b>      | Storage Table                       | 27.25 x 27.25 x 16.5 | 1333 x2    |
| 1   | <b>9755</b>      | Corner Table                        | 27.25 x 27.25 x 16.5 | 840        |
| 1   | <b>9757L</b>     | Left Tablet                         | 14 x 14 x 17.25      | 646        |
| 1   | <b>9758R</b>     | Right Tablet                        | 14 x 14 x 17.25      | 646        |
| 2   | <b>9759</b>      | Ganging Bracket                     | 1 x 0.75 x 10        | 25 x 2     |

**SAMPLE LAYOUT TOTAL IN STANDARD FRAME FINISHES \$13,494**  
**SAMPLE LAYOUT TOTAL IN OPTIONAL FRAME FINISHES \$15,415**

**Layout K**



| Qty | Model Number     | Description                         | Dimensions           | List Price |
|-----|------------------|-------------------------------------|----------------------|------------|
| 2   | <b>9753NA-OB</b> | Three Seat Sofa Open Back - Armless | 80.5 x 29.5 x 30     | 4426 x 2   |
| 2   | <b>9755</b>      | Corner Table                        | 27.25 x 27.25 x 16.5 | 840 x 2    |
| 2   | <b>9759</b>      | Ganging Bracket                     | 1 x 0.75 x 10        | 25 x 2     |

**SAMPLE LAYOUT TOTAL IN STANDARD FRAME FINISHES \$10,582**  
**SAMPLE LAYOUT TOTAL IN OPTIONAL FRAME FINISHES \$11,930**


**Layout L**



| Qty | Model Number  | Description              | Dimensions           | List Price |
|-----|---------------|--------------------------|----------------------|------------|
| 1   | <b>9752NA</b> | Two Seat Sofa - Armless  | 54 x 29.5 x 30       | 3157       |
| 1   | <b>9751L</b>  | Lounge Chair - Left Arm  | 28.5 x 29.5 x 30     | 2110       |
| 1   | <b>9751R</b>  | Lounge Chair - Right Arm | 28.5 x 29.5 x 30     | 2110       |
| 2   | <b>9755</b>   | Corner Table             | 27.25 x 27.25 x 16.5 | 840 x 2    |
| 4   | <b>9759</b>   | Ganging Bracket          | 1 x 0.75 x 10        | 25 x 4     |

**SAMPLE LAYOUT TOTAL IN STANDARD FRAME FINISHES \$9,157**  
**SAMPLE LAYOUT TOTAL IN OPTIONAL FRAME FINISHES \$10,570**

**Layout M**




| Qty | Model Number     | Description                         | Dimensions           | List Price |
|-----|------------------|-------------------------------------|----------------------|------------|
| 1   | <b>9753NA-OB</b> | Three Seat Sofa Open Back - Armless | 80.5 x 29.5 x 30     | 4426       |
| 1   | <b>9752L-OB</b>  | Two Seat Sofa Open Back - Left Arm  | 55 x 29.5 x 30       | 3437       |
| 1   | <b>9752NA</b>    | Two Seat Sofa - Armless             | 54 x 29.5 x 30       | 3157       |
| 2   | <b>9755</b>      | Corner Table                        | 27.25 x 27.25 x 16.5 | 840 x 2    |
| 1   | <b>9754</b>      | Storage Table                       | 27.25 x 27.25 x 16.5 | 1333       |
| 1   | <b>9758R</b>     | Right Tablet                        | 14 x 14 x 17.25      | 646        |
| 4   | <b>9759</b>      | Ganging Bracket                     | 1 x 0.75 x 10        | 25 x 4     |

**SAMPLE LAYOUT TOTAL IN STANDARD FRAME FINISHES \$14,779**  
**SAMPLE LAYOUT TOTAL IN OPTIONAL FRAME FINISHES \$16,796**

**SAMPLE LAYOUTS**


**Layout N**



| Qty | Model Number     | Description                         | Dimensions           | List Price |
|-----|------------------|-------------------------------------|----------------------|------------|
| 1   | <b>9753NA-OB</b> | Three Seat Sofa Open Back - Armless | 80.5 x 29.5 x 30     | 4426       |
| 1   | <b>9751L</b>     | Lounge Chair - Left Arm             | 28.5 x 29.5 x 30     | 2110       |
| 1   | <b>9751R</b>     | Lounge Chair - Right Arm            | 28.5 x 29.5 x 30     | 2110       |
| 2   | <b>9755</b>      | Corner Table                        | 27.25 x 27.25 x 16.5 | 840 x 2    |
| 4   | <b>9759</b>      | Ganging Bracket                     | 1 x 0.75 x 10        | 25 x 4     |

**SAMPLE LAYOUT TOTAL IN STANDARD FRAME FINISHES \$10,426**  
**SAMPLE LAYOUT TOTAL IN OPTIONAL FRAME FINISHES \$11,919**


**Layout O**



| Qty | Model Number     | Description                         | Dimensions           | List Price |
|-----|------------------|-------------------------------------|----------------------|------------|
| 1   | <b>9753NA-OB</b> | Three Seat Sofa Open Back - Armless | 80.5 x 29.5 x 30     | 4426       |
| 1   | <b>9752NA</b>    | Two Seat Sofa - Armless             | 54 x 29.5 x 30       | 3157       |
| 1   | <b>9751</b>      | Lounge Chair                        | 29.5 x 29.5 x 30     | 2467       |
| 1   | <b>9754</b>      | Storage Table                       | 27.25 x 27.25 x 16.5 | 1333       |
| 2   | <b>9755</b>      | Corner Table                        | 27.25 x 27.25 x 16.5 | 840 x 2    |
| 1   | <b>9757L</b>     | Left Tablet                         | 14 x 14 x 17.25      | 646        |
| 3   | <b>9759</b>      | Ganging Bracket                     | 1 x 0.75 x 10        | 25 x 3     |

**SAMPLE LAYOUT TOTAL IN STANDARD FRAME FINISHES \$13,784**  
**SAMPLE LAYOUT TOTAL IN OPTIONAL FRAME FINISHES \$15,691**

**Layout P**



| Qty | Model Number     | Description                         | Dimensions           | List Price |
|-----|------------------|-------------------------------------|----------------------|------------|
| 1   | <b>9753NA-OB</b> | Three Seat Sofa Open Back - Armless | 80.5 x 29.5 x 30     | 4426       |
| 1   | <b>9752L-OB</b>  | Two Seat Sofa Open Back - Left Arm  | 55 x 29.5 x 30       | 3437       |
| 2   | <b>9754</b>      | Storage Table                       | 27.25 x 27.25 x 16.5 | 1333 x 2   |
| 1   | <b>9755</b>      | Corner Table                        | 27.25 x 27.25 x 16.5 | 840        |
| 1   | <b>9758R</b>     | Right Tablet                        | 14 x 14 x 17.25      | 646        |
| 2   | <b>9759</b>      | Ganging Bracket                     | 1 x 0.75 x 10        | 25 x 2     |

**SAMPLE LAYOUT TOTAL IN STANDARD FRAME FINISHES \$12,065**  
**SAMPLE LAYOUT TOTAL IN OPTIONAL FRAME FINISHES \$13,699**



**Lounge Chair**  
 COM Yardage: 4.25  
 Freight Class: 250  
 Product Weight (lbs.): 71  
 Cubic Feet Per Carton: 21.5

|             | 1    | 2    | 3    | 4    | 5    | 6    | 7    | 8    | 9    | 10   | 11   | 12   |
|-------------|------|------|------|------|------|------|------|------|------|------|------|------|
| <b>9751</b> | 2467 | 2604 | 2709 | 2870 | 3093 | 3175 | 3373 | 3749 | 3930 | 4282 | 4756 | 5348 |

| OVERALL DIMENSIONS |    |    | SEAT DIMENSIONS |      |      | BACK DIMENSIONS |      |
|--------------------|----|----|-----------------|------|------|-----------------|------|
| W                  | D  | H  | W               | D    | H    | W               | H    |
| 30.5               | 31 | 30 | 24              | 20.5 | 17.5 | 22              | 12.5 |

**RTA 00**



**9751R**

**9751L**



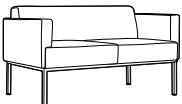



**Lounge Chair - One Arm**  
 COM Yardage: 3.25  
 Freight Class: 250  
 Product Weight (lbs.): 61  
 Cubic Feet Per Carton: 20


Ganging clip required for sectional use


|              | 1    | 2    | 3    | 4    | 5    | 6    | 7    | 8    | 9    | 10   | 11   | 12   |
|--------------|------|------|------|------|------|------|------|------|------|------|------|------|
| <b>9751R</b> | 2110 | 2223 | 2312 | 2445 | 2634 | 2724 | 2895 | 3168 | 3378 | 3611 | 4605 | 5120 |
| <b>9751L</b> |      |      |      |      |      |      |      |      |      |      |      |      |


| OVERALL DIMENSIONS |    |    | SEAT DIMENSIONS |      |      | BACK DIMENSIONS |      |
|--------------------|----|----|-----------------|------|------|-----------------|------|
| W                  | D  | H  | W               | D    | H    | W               | H    |
| 28.5               | 31 | 30 | 24              | 20.5 | 17.5 | 22              | 12.5 |

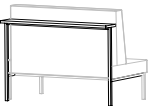
**RTA 00**

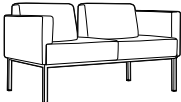
| DESCRIPTION   | FEATURES                                | MODEL#                       | STANDARD TEXTILE GRADES   |          |          |                        |          |          |                        |          |      |      |      |      |  |
|---|---|------------------------------|---------------------------|----------|----------|------------------------|----------|----------|------------------------|----------|------|------|------|------|--|
|   |   |                              | 1                         | 2        | 3        | 4                      | 5        | 6        | 7                      | 8        | 9    | 10   | 11   | 12   |  |
|  <p><b>Lounge Chair - Armless</b><br/>COM Yardage: 2.25<br/>Freight Class: 250<br/>Product Weight (lbs.): 51<br/>Cubic Feet Per Carton: 18.75</p>  | Ganging clip required for sectional use | <b>9751NA</b>                | 1749                      | 1832     | 1893     | 1986                   | 2118     | 2180     | 2300                   | 2490     | 2638 | 2802 | 3138 | 3498 |  |
|   |   |                              | <b>OVERALL DIMENSIONS</b> |          |          | <b>SEAT DIMENSIONS</b> |          |          | <b>BACK DIMENSIONS</b> |          |      |      |      |      |  |
|   |   |                              | <b>W</b>                  | <b>D</b> | <b>H</b> | <b>W</b>               | <b>D</b> | <b>H</b> | <b>W</b>               | <b>H</b> |      |      |      |      |  |
|   |   |                              | 26.5                      | 31       | 30       | 24                     | 20.5     | 17.5     | 22                     | 12.5     |      |      |      |      |  |
|   |   |                              | <b>RTA 00</b>             |          |          |                        |          |          |                        |          |      |      |      |      |  |
|  <p><b>Corner Unit</b><br/>COM Yardage: 3<br/>Freight Class: 250<br/>Product Weight (lbs.): 72<br/>Cubic Feet Per Carton: 18.5</p>   | Ganging clip required for sectional use | <b>9764</b>                  | 2268                      | 2387     | 2477     | 2617                   | 2816     | 2887     | 3061                   | 3390     | 3549 | 3855 | 4271 | 4790 |  |
|   |   |                              | <b>OVERALL DIMENSIONS</b> |          |          | <b>SEAT DIMENSIONS</b> |          |          | <b>BACK DIMENSIONS</b> |          |      |      |      |      |  |
|   |   |                              | <b>W</b>                  | <b>D</b> | <b>H</b> | <b>W</b>               | <b>D</b> | <b>H</b> | <b>W</b>               | <b>H</b> |      |      |      |      |  |
|   |   |                              | 28.5                      | 28.5     | 30       | 22                     | 20.5     | 17.5     | 22                     | 12.5     |      |      |      |      |  |
|   |   |                              | <b>RTA 00</b>             |          |          |                        |          |          |                        |          |      |      |      |      |  |
|  <p><b>Two Seat Sofa</b><br/>COM Yardage: 6.25<br/>Freight Class: 250<br/>Product Weight (lbs.): 111<br/>Cubic Feet Per Carton: 37.5</p>  |   | <b>9752</b>                  | 3883                      | 4088     | 4247     | 4486                   | 4823     | 4944     | 5241                   | 5806     | 6077 | 6601 | 7315 | 8207 |  |
|   |   |                              | <b>OVERALL DIMENSIONS</b> |          |          | <b>SEAT DIMENSIONS</b> |          |          | <b>BACK DIMENSIONS</b> |          |      |      |      |      |  |
|   |   |                              | <b>W</b>                  | <b>D</b> | <b>H</b> | <b>W</b>               | <b>D</b> | <b>H</b> | <b>W</b>               | <b>H</b> |      |      |      |      |  |
|   |   |                              | 56                        | 31       | 30       | 48                     | 20.5     | 17.5     | 44                     | 12.5     |      |      |      |      |  |
|   |   |                              | <b>RTA 00</b>             |          |          |                        |          |          |                        |          |      |      |      |      |  |
|   <p><b>Two Seat Sofa - One Arm</b><br/>COM Yardage: 5<br/>Freight Class: 250<br/>Product Weight (lbs.): 101<br/>Cubic Feet Per Carton: 36.25</p> | Ganging clip required for sectional use | <b>9752R</b><br><b>9752L</b> | 3476                      | 3644     | 3779     | 3978                   | 4257     | 4359     | 4607                   | 5076     | 5305 | 5741 | 6336 | 7076 |  |
|   |   |                              | <b>OVERALL DIMENSIONS</b> |          |          | <b>SEAT DIMENSIONS</b> |          |          | <b>BACK DIMENSIONS</b> |          |      |      |      |      |  |
|   |   |                              | <b>W</b>                  | <b>D</b> | <b>H</b> | <b>W</b>               | <b>D</b> | <b>H</b> | <b>W</b>               | <b>H</b> |      |      |      |      |  |
|   |   |                              | 54                        | 31       | 30       | 48                     | 20.5     | 17.5     | 44                     | 12.5     |      |      |      |      |  |
|   |   |                              | <b>RTA 00</b>             |          |          |                        |          |          |                        |          |      |      |      |      |  |
|  <p><b>Two Seat Sofa - Armless</b><br/>COM Yardage: 4<br/>Freight Class: 250<br/>Product Weight (lbs.): 91<br/>Cubic Feet Per Carton: 35.5</p>   | Ganging clip required for sectional use | <b>9752NA</b>                | 3157                      | 3295     | 3400     | 3561                   | 3787     | 3868     | 4066                   | 4442     | 4622 | 4973 | 5449 | 6041 |  |
|   |   |                              | <b>OVERALL DIMENSIONS</b> |          |          | <b>SEAT DIMENSIONS</b> |          |          | <b>BACK DIMENSIONS</b> |          |      |      |      |      |  |
|   |   |                              | <b>W</b>                  | <b>D</b> | <b>H</b> | <b>W</b>               | <b>D</b> | <b>H</b> | <b>W</b>               | <b>H</b> |      |      |      |      |  |
|   |   |                              | 52                        | 31       | 30       | 48                     | 20.5     | 17.5     | 44                     | 12.5     |      |      |      |      |  |
|   |   |                              | <b>RTA 00</b>             |          |          |                        |          |          |                        |          |      |      |      |      |  |


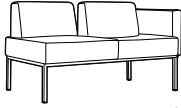

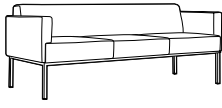
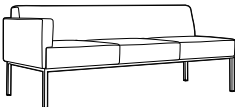
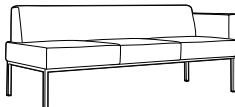
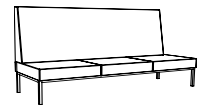
| DESCRIPTION   | FEATURES                                | MODEL#                    | STANDARD TEXTILE GRADES |          |                        |          |          |                        |          |      |      |      |      |      |  |
|---|---|---------------------------|-------------------------|----------|------------------------|----------|----------|------------------------|----------|------|------|------|------|------|--|
|   |   |                           | 1                       | 2        | 3                      | 4        | 5        | 6                      | 7        | 8    | 9    | 10   | 11   | 12   |  |
|    | Ganging clip required for sectional use | <b>9752NAHB42</b>         | 2865                    | 3143     | 3363                   | 3692     | 4157     | 4377                   | 4802     | 5475 | 5996 | 6573 | 7763 | 9030 |  |
|   |   | <b>OVERALL DIMENSIONS</b> |                         |          | <b>SEAT DIMENSIONS</b> |          |          | <b>BACK DIMENSIONS</b> |          |      |      |      |      |      |  |
|   |   | <b>W</b>                  | <b>D</b>                | <b>H</b> | <b>W</b>               | <b>D</b> | <b>H</b> | <b>W</b>               | <b>H</b> |      |      |      |      |      |  |
| <b>Two Seat Sofa - 42" High Back</b><br>COM Yardage: 8<br>Freight Class: 250<br>Product Weight (lbs.): 120<br>Cubic Feet Per Carton: 48.5 |   |                           | 52                      | 31       | 42                     | 48       | 20.5     | 17.5                   | 44       | 24.5 |      |      |      |      |  |
|   |   |                           | <b>RTA 00</b>           |          |                        |          |          |                        |          |      |      |      |      |      |  |

| DESCRIPTION  | FEATURES                                | MODEL#                    | STANDARD TEXTILE GRADES |          |                        |          |          |                        |          |      |      |      |      |      |  |
|--|---|---------------------------|-------------------------|----------|------------------------|----------|----------|------------------------|----------|------|------|------|------|------|--|
|  |   |                           | 1                       | 2        | 3                      | 4        | 5        | 6                      | 7        | 8    | 9    | 10   | 11   | 12   |  |
|   | Ganging clip required for sectional use | <b>9752NAHB42TB</b>       | 4030                    | 4238     | 4402                   | 4646     | 4993     | 5155                   | 5469     | 5969 | 6356 | 6784 | 7667 | 8608 |  |
|  |   | <b>OVERALL DIMENSIONS</b> |                         |          | <b>SEAT DIMENSIONS</b> |          |          | <b>BACK DIMENSIONS</b> |          |      |      |      |      |      |  |
|  |   | <b>W</b>                  | <b>D</b>                | <b>H</b> | <b>W</b>               | <b>D</b> | <b>H</b> | <b>W</b>               | <b>H</b> |      |      |      |      |      |  |
| <b>Two Seat Sofa - 42" High Back w/36" H Table Shelf</b><br>COM Yardage: 6<br>Freight Class: 250<br>Product Weight (lbs.): 111<br>Cubic Feet Per Carton: 35.25 |   |                           | 56                      | 29.5     | 30                     | 48       | 20.5     | 17.5                   | 44       | 24.5 |      |      |      |      |  |
|  |   |                           | <b>RTA 00</b>           |          |                        |          |          |                        |          |      |      |      |      |      |  |

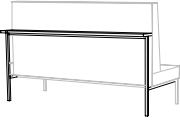
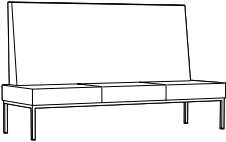

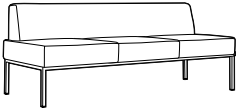
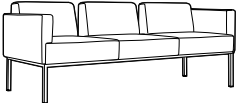
| DESCRIPTION  | FEATURES                                | MODEL#                    | STANDARD TEXTILE GRADES |          |                        |          |          |                        |          |        |        |        |        |        |  |
|--|---|---------------------------|-------------------------|----------|------------------------|----------|----------|------------------------|----------|--------|--------|--------|--------|--------|--|
|  |   |                           | 1                       | 2        | 3                      | 4        | 5        | 6                      | 7        | 8      | 9      | 10     | 11     | 12     |  |
|    | Ganging clip required for sectional use | <b>9752NAHB48</b>         | \$2964                  | \$3268   | \$3508                 | \$3868   | \$4376   | \$4618                 | \$5080   | \$5818 | \$6387 | \$7019 | \$8320 | \$9707 |  |
|  |   | <b>OVERALL DIMENSIONS</b> |                         |          | <b>SEAT DIMENSIONS</b> |          |          | <b>BACK DIMENSIONS</b> |          |        |        |        |        |        |  |
|  |   | <b>W</b>                  | <b>D</b>                | <b>H</b> | <b>W</b>               | <b>D</b> | <b>H</b> | <b>W</b>               | <b>H</b> |        |        |        |        |        |  |
| <b>Two Seat Sofa - 48" High Back</b><br>COM Yardage: 6<br>Freight Class: 250<br>Product Weight (lbs.): 130<br>Cubic Feet Per Carton: 35.25 |   |                           | 52                      | 31       | 30                     | 48       | 20.5     | 17.5                   | 44       | 30.5   |        |        |        |        |  |
|  |   |                           | <b>RTA 00</b>           |          |                        |          |          |                        |          |        |        |        |        |        |  |

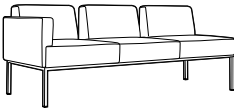
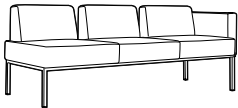
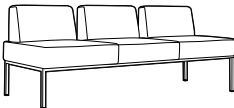



| DESCRIPTION   | FEATURES                                | MODEL#                    | STANDARD TEXTILE GRADES |          |                        |          |          |                        |          |        |        |        |        |        |  |
|---|---|---------------------------|-------------------------|----------|------------------------|----------|----------|------------------------|----------|--------|--------|--------|--------|--------|--|
|   |   |                           | 1                       | 2        | 3                      | 4        | 5        | 6                      | 7        | 8      | 9      | 10     | 11     | 12     |  |
|    | Ganging clip required for sectional use | <b>9752NAHB48TB</b>       | \$4129                  | \$4336   | \$4500                 | \$4744   | \$5091   | \$5253                 | \$5567   | \$6067 | \$6453 | \$6882 | \$7764 | \$8704 |  |
|   |   | <b>OVERALL DIMENSIONS</b> |                         |          | <b>SEAT DIMENSIONS</b> |          |          | <b>BACK DIMENSIONS</b> |          |        |        |        |        |        |  |
|   |   | <b>W</b>                  | <b>D</b>                | <b>H</b> | <b>W</b>               | <b>D</b> | <b>H</b> | <b>W</b>               | <b>H</b> |        |        |        |        |        |  |
| <b>Two Seat Sofa - 48" High Back w/42" H Table Shelf</b><br>COM Yardage: 8.75<br>Freight Class: 250<br>Product Weight (lbs.): 145<br>Cubic Feet Per Carton: 71.25 |   |                           | 28.5                    | 41       | 30                     | 48       | 20.5     | 17.5                   | 44       | 30.5   |        |        |        |        |  |
|   |   |                           | <b>RTA 00</b>           |          |                        |          |          |                        |          |        |        |        |        |        |  |






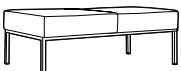
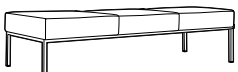
| DESCRIPTION   | FEATURES | MODEL#                    | STANDARD TEXTILE GRADES |          |                        |          |          |                        |          |      |      |      |      |      |  |
|---|----------|---------------------------|-------------------------|----------|------------------------|----------|----------|------------------------|----------|------|------|------|------|------|--|
|   |          |                           | 1                       | 2        | 3                      | 4        | 5        | 6                      | 7        | 8    | 9    | 10   | 11   | 12   |  |
|    |          | <b>9752-OB</b>            | 3840                    | 4042     | 4201                   | 4440     | 4779     | 4899                   | 5194     | 5760 | 6032 | 6557 | 7271 | 8159 |  |
|   |          | <b>OVERALL DIMENSIONS</b> |                         |          | <b>SEAT DIMENSIONS</b> |          |          | <b>BACK DIMENSIONS</b> |          |      |      |      |      |      |  |
|   |          | <b>W</b>                  | <b>D</b>                | <b>H</b> | <b>W</b>               | <b>D</b> | <b>H</b> | <b>W</b>               | <b>H</b> |      |      |      |      |      |  |
| <b>Two Seat Sofa - Open Back</b><br>COM Yardage: 6.25<br>Freight Class: 250<br>Product Weight (lbs.): 111<br>Cubic Feet Per Carton: 35.25 |          |                           | 56                      | 29.5     | 30                     | 54       | 20.5     | 17.5                   | 48       | 12.5 |      |      |      |      |  |
|   |          |                           | <b>RTA 00</b>           |          |                        |          |          |                        |          |      |      |      |      |      |  |


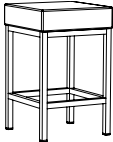
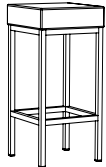
| DESCRIPTION  | FEATURES  | MODEL#  | STANDARD TEXTILE GRADES                       |  |        |  |  |        |  |        |        |        |         |         |
|--|---|---|---|--|--------|--|--|--------|--|--------|--------|--------|---------|---------|
|  |   |   | 1   | 2  | 3      | 4  | 5  | 6      | 7  | 8      | 9      | 10     | 11      | 12      |
|  <p><b>9752R-OB</b></p> <p><b>Two Seat Sofa - Open Back - One Arm</b><br/>COM Yardage: 5.25<br/>Freight Class: 250<br/>Product Weight (lbs.): 101<br/>Cubic Feet Per Carton: 36.25</p>  |  <p><b>9752L-OB</b></p> <p>Ganging clip required for sectional use</p> | <p><b>9752R-OB</b></p> <p><b>9752L-OB</b></p> | 3437  | 3605                                       | 3738   | 3938                                       | 4219                                     | 4321   | 4568                                     | 5038   | 5265   | 5702   | 6297    | 5702    |
|  |   |   | <p><b>OVERALL DIMENSIONS</b></p> <p>W D H</p> |  |        | <p><b>SEAT DIMENSIONS</b></p> <p>W D H</p> |  |        | <p><b>BACK DIMENSIONS</b></p> <p>W H</p> |        |        |        |         |         |
|  |   |   | 54  | 31   | 30     | 48   | 20.5                                     | 17.5   |  |        | 44     | 12.5   |         |         |
|  |   |   | <b>RTA 00</b>                                 |  |        |  |  |        |  |        |        |        |         |         |
|  <p><b>9752NA-OB</b></p> <p><b>Two Seat Sofa - Open Back - Armless</b><br/>COM Yardage: 4.25<br/>Freight Class: 250<br/>Product Weight (lbs.): 91<br/>Cubic Feet Per Carton: 35.5</p>   |   |   | 3115  | 3252                                       | 3358   | 3518                                       | 3744                                     | 3823   | 4022                                     | 4400   | 4580   | 4930   | 5404    | 5996    |
|  | <p><b>OVERALL DIMENSIONS</b></p> <p>W D H</p>   |   |   | <p><b>SEAT DIMENSIONS</b></p> <p>W D H</p> |        |  | <p><b>BACK DIMENSIONS</b></p> <p>W H</p> |        |  |        |        |        |         |         |
|  |   |   | 52  | 31   | 30     | 48   | 20.5                                     | 17.5   |  |        | 44     | 12.5   |         |         |
|  |   |   | <b>RTA 00</b>                                 |  |        |  |  |        |  |        |        |        |         |         |
|  <p><b>9753</b></p> <p><b>Three Seat Sofa</b><br/>COM Yardage: 9.5<br/>Freight Class: 250<br/>Product Weight (lbs.): 153<br/>Cubic Feet Per Carton: 54.5</p>                           |   |   | 5194  | 5512                                       | 5766   | 6146                                       | 6687                                     | 6941   | 7429                                     | 8208   | 8810   | 9477   | 10852   | 12318   |
|  | <p><b>OVERALL DIMENSIONS</b></p> <p>W D H</p>   |   |   | <p><b>SEAT DIMENSIONS</b></p> <p>W D H</p> |        |  | <p><b>BACK DIMENSIONS</b></p> <p>W H</p> |        |  |        |        |        |         |         |
|  |   |   | 82.5  | 31   | 30     | 76.5                                       | 20.5                                     | 17.5   |  |        | 66     | 12.5   |         |         |
|  |   |   | <b>RTA 00</b>                                 |  |        |  |  |        |  |        |        |        |         |         |
|  <p><b>9753R</b></p> <p><b>Three Seat Sofa - One Arm</b><br/>COM Yardage: 8.25<br/>Freight Class: 250<br/>Product Weight (lbs.): 143<br/>Cubic Feet Per Carton: 54.5</p>              |  <p><b>9753L</b></p> <p>Ganging clip required for sectional use</p>  | <p><b>9753R</b></p> <p><b>9753L</b></p>       | 4854  | 5133                                       | 5356   | 5685                                       | 6156                                     | 6375   | 6801                                     | 7480   | 8005   | 8585   | 9783    | 11059   |
|  |   |   | <p><b>OVERALL DIMENSIONS</b></p> <p>W D H</p> |  |        | <p><b>SEAT DIMENSIONS</b></p> <p>W D H</p> |  |        | <p><b>BACK DIMENSIONS</b></p> <p>W H</p> |        |        |        |         |         |
|  |   |   | 81.5  | 31   | 30     | 80.5                                       | 20.5                                     | 17.5   |  |        | 74     | 12.5   |         |         |
|  |   |   | <b>RTA 00</b>                                 |  |        |  |  |        |  |        |        |        |         |         |
|  <p><b>9753NAHB42</b></p> <p><b>Three Seat Sofa - 42" High Back</b><br/>COM Yardage: 12.25<br/>Freight Class: 300<br/>Product Weight (lbs.): 143<br/>Cubic Feet Per Carton: 72.50</p> |   |   | \$4316  | \$4730                                     | \$5057 | \$5552                                     | \$6252                                   | \$6580 | \$7214                                   | \$8224 | \$9004 | \$9868 | \$11651 | \$13554 |
|  | <p><b>OVERALL DIMENSIONS</b></p> <p>W D H</p>   |   |   | <p><b>SEAT DIMENSIONS</b></p> <p>W D H</p> |        |  | <p><b>BACK DIMENSIONS</b></p> <p>W H</p> |        |  |        |        |        |         |         |
|  |   |   | 80.5  | 31   | 42     | 74   | 20.5                                     | 17.5   |  |        | 74     | 24.5   |         |         |
|  |   |   | <b>RTA 00</b>                                 |  |        |  |  |        |  |        |        |        |         |         |



| DESCRIPTION  | FEATURES                                | MODEL#              | STANDARD TEXTILE GRADES |      |      |                 |      |      |                 |      |      |       |       |        |  |
|--|---|---------------------|-------------------------|------|------|-----------------|------|------|-----------------|------|------|-------|-------|--------|--|
|  |   |                     | 1                       | 2    | 3    | 4               | 5    | 6    | 7               | 8    | 9    | 10    | 11    | 12     |  |
|  <p><b>Three Seat Sofa - 42" High Back w/36"H Table Shelf</b><br/>                     COM Yardage: 9<br/>                     Freight Class: 300<br/>                     Product Weight (lbs.): 158<br/>                     Cubic Feet Per Carton: 93.50</p> | Ganging clip required for sectional use | <b>9753NAHB42TB</b> | 5676                    | 5978 | 6216 | 6576            | 7085 | 7325 | 7785            | 8521 | 9087 | 9717  | 11015 | 12398  |  |
|  |   |                     | OVERALL DIMENSIONS      |      |      | SEAT DIMENSIONS |      |      | BACK DIMENSIONS |      |      |       |       |        |  |
|  |   |                     | W                       | D    | H    | W               | D    | H    | W               | H    |      |       |       |        |  |
|  |   |                     | 81.5                    | 31   | 30   | 80.5            | 20.5 | 17.5 | 74              | 24.5 |      |       |       |        |  |
|  |   |                     | <b>RTA 00</b>           |      |      |                 |      |      |                 |      |      |       |       |        |  |
|  <p><b>Three Seat Sofa - 48" High Back</b><br/>                     COM Yardage: 13.25<br/>                     Freight Class: 250<br/>                     Product Weight (lbs.): 168<br/>                     Cubic Feet Per Carton: 82.25</p>                | Ganging clip required for sectional use | <b>9753NAHB48</b>   | 4593                    | 5042 | 5397 | 5932            | 6688 | 7044 | 7729            | 8821 | 9665 | 10600 | 12528 | 14585  |  |
|  |   |                     | OVERALL DIMENSIONS      |      |      | SEAT DIMENSIONS |      |      | BACK DIMENSIONS |      |      |       |       |        |  |
|  |   |                     | W                       | D    | H    | W               | D    | H    | W               | H    |      |       |       |        |  |
|  |   |                     | 80.5                    | 31   | 48   | 80.5            | 20.5 | 17.5 | 74              | 30.5 |      |       |       |        |  |
|  |   |                     | <b>RTA 00</b>           |      |      |                 |      |      |                 |      |      |       |       |        |  |
|  <p><b>Three Seat Sofa - 48" High Back w/42"H Table Shelf</b><br/>                     COM Yardage: 9<br/>                     Freight Class: 300<br/>                     Product Weight (lbs.): 158<br/>                     Cubic Feet Per Carton: 106</p>  | Ganging clip required for sectional use | <b>9753NAHB48TB</b> | 5953                    | 6313 | 6555 | 6918            | 7435 | 7679 | 8146            | 8893 | 9469 | 10106 | 11423 | 128261 |  |
|  |   |                     | OVERALL DIMENSIONS      |      |      | SEAT DIMENSIONS |      |      | BACK DIMENSIONS |      |      |       |       |        |  |
|  |   |                     | W                       | D    | H    | W               | D    | H    | W               | H    |      |       |       |        |  |
|  |   |                     | 80.5                    | 41   | 48   | 80.5            | 20.5 | 17.5 | 74              | 30.5 |      |       |       |        |  |
|  |   |                     | <b>RTA 00</b>           |      |      |                 |      |      |                 |      |      |       |       |        |  |
|  <p><b>Three Seat Sofa - Armless</b><br/>                     COM Yardage: 7<br/>                     Freight Class: 250<br/>                     Product Weight (lbs.): 133<br/>                     Cubic Feet Per Carton: 51.5</p>                         | Ganging clip required for sectional use | <b>9753NA</b>       | 4471                    | 4708 | 4896 | 5177            | 5577 | 5764 | 6127            | 6706 | 7151 | 7645  | 8664  | 9751   |  |
|  |   |                     | OVERALL DIMENSIONS      |      |      | SEAT DIMENSIONS |      |      | BACK DIMENSIONS |      |      |       |       |        |  |
|  |   |                     | W                       | D    | H    | W               | D    | H    | W               | H    |      |       |       |        |  |
|  |   |                     | 80.5                    | 31   | 30   | 80.5            | 20.5 | 17.5 | 74              | 12.5 |      |       |       |        |  |
|  |   |                     | <b>RTA 00</b>           |      |      |                 |      |      |                 |      |      |       |       |        |  |
|  <p><b>Three Seat Sofa - Open Back</b><br/>                     COM Yardage: 8<br/>                     Freight Class: 250<br/>                     Product Weight (lbs.): 153<br/>                     Cubic Feet Per Carton: 54.5</p>                       |   | <b>9753-OB</b>      | 5157                    | 5423 | 5638 | 5957            | 6407 | 6568 | 6964            | 7718 | 8081 | 8780  | 9731  | 10914  |  |
|  |   |                     | OVERALL DIMENSIONS      |      |      | SEAT DIMENSIONS |      |      | BACK DIMENSIONS |      |      |       |       |        |  |
|  |   |                     | W                       | D    | H    | W               | D    | H    | W               | H    |      |       |       |        |  |
|  |   |                     | 82.5                    | 31   | 30   | 80.5            | 20.5 | 17.5 | 74              | 12.5 |      |       |       |        |  |
|  |   |                     | <b>RTA 00</b>           |      |      |                 |      |      |                 |      |      |       |       |        |  |

| DESCRIPTION   | FEATURES  | MODEL#  | STANDARD TEXTILE GRADES   |          |          |                        |          |          |                        |          |   |    |    |    |
|---|---|---|---------------------------|----------|----------|------------------------|----------|----------|------------------------|----------|---|----|----|----|
|   |   |   | 1                         | 2        | 3        | 4                      | 5        | 6        | 7                      | 8        | 9 | 10 | 11 | 12 |
|  <p><b>9753R-OB</b></p> <p><b>Three Seat Sofa - Open Back - One Arm</b><br/>COM Yardage: 7<br/>Freight Class: 250<br/>Product Weight (lbs.): 143<br/>Cubic Feet Per Carton: 54.5</p>     |  <p><b>9753L-OB</b></p> <p>Ganging clip required for sectional use</p> | <p><b>9753R-OB</b> 4810 5046 5232 5510 5905 6046 6392 7053 7371 7981 8813 9851</p> <p><b>9753L-OB</b></p> | <b>OVERALL DIMENSIONS</b> |          |          | <b>SEAT DIMENSIONS</b> |          |          | <b>BACK DIMENSIONS</b> |          |   |    |    |    |
|   |   |   | <b>W</b>                  | <b>D</b> | <b>H</b> | <b>W</b>               | <b>D</b> | <b>H</b> | <b>W</b>               | <b>H</b> |   |    |    |    |
|   |   |   | 81.5                      | 31       | 30       | 80.5                   | 20.5     | 17.5     | 74                     | 12.5     |   |    |    |    |
|   |   |   | <b>RTA 00</b>             |          |          |                        |          |          |                        |          |   |    |    |    |
|  <p><b>9753NA-OB</b></p> <p><b>Three Seat Sofa - Open Back - Armless</b><br/>COM Yardage: 6.25<br/>Freight Class: 250<br/>Product Weight (lbs.): 133<br/>Cubic Feet Per Carton: 51.5</p> | <p>Ganging clip required for sectional use</p>  | <p><b>9753NA-OB</b> 4426 4631 4790 5029 5366 5487 5784 6349 6622 7144 7859 8750</p>                       | <b>OVERALL DIMENSIONS</b> |          |          | <b>SEAT DIMENSIONS</b> |          |          | <b>BACK DIMENSIONS</b> |          |   |    |    |    |
|   |   |   | <b>W</b>                  | <b>D</b> | <b>H</b> | <b>W</b>               | <b>D</b> | <b>H</b> | <b>W</b>               | <b>H</b> |   |    |    |    |
|   |   |   | 80.5                      | 31       | 30       | 80.5                   | 20.5     | 17.5     | 74                     | 12.5     |   |    |    |    |
|   |   |   | <b>RTA 00</b>             |          |          |                        |          |          |                        |          |   |    |    |    |
|  <p><b>9754</b></p> <p><b>Storage Table</b><br/>COM Yardage: N/A<br/>Freight Class: 125<br/>Product Weight (lbs.): 65<br/>Cubic Feet Per Carton: 11.5</p>                               | <p>Ganging clip required for sectional use</p>  | <p><b>9754</b> 1333 - - - - - - - - - - - -</p>   | <b>OVERALL DIMENSIONS</b> |          |          | <b>SEAT DIMENSIONS</b> |          |          | <b>BACK DIMENSIONS</b> |          |   |    |    |    |
|   |   |   | <b>W</b>                  | <b>D</b> | <b>H</b> | <b>W</b>               | <b>D</b> | <b>H</b> | <b>W</b>               | <b>H</b> |   |    |    |    |
|   |   |   | 27.25                     | 27.25    | 16.5     | -                      | -        | -        | -                      | -        | - | -  | -  |    |
|   |   |   | <b>RTA 00</b>             |          |          |                        |          |          |                        |          |   |    |    |    |
|  <p><b>9755</b></p> <p><b>Corner Table</b><br/>COM Yardage: N/A<br/>Freight Class: 150<br/>Product Weight (lbs.): 40<br/>Cubic Feet Per Carton: 8</p>                                  | <p>Ganging clip required for sectional use</p>  | <p><b>9755</b> 840 - - - - - - - - - - - -</p>  | <b>OVERALL DIMENSIONS</b> |          |          | <b>SEAT DIMENSIONS</b> |          |          | <b>BACK DIMENSIONS</b> |          |   |    |    |    |
|   |   |   | <b>W</b>                  | <b>D</b> | <b>H</b> | <b>W</b>               | <b>D</b> | <b>H</b> | <b>W</b>               | <b>H</b> |   |    |    |    |
|   |   |   | 27.25                     | 27.25    | 12.5     | -                      | -        | -        | -                      | -        | - | -  | -  |    |
|   |   |   | <b>RTA 00</b>             |          |          |                        |          |          |                        |          |   |    |    |    |
|  <p><b>9759</b></p> <p><b>Ganging Bracket</b><br/>COM Yardage: N/A<br/>Freight Class: 70<br/>Product Weight (lbs.): .052<br/>Cubic Feet Per Carton: 0.02</p>                           | <p>Only one set is needed per connection.</p>   | <p><b>9759</b> 25 - - - - - - - - - - - -</p>   | <b>OVERALL DIMENSIONS</b> |          |          | <b>SEAT DIMENSIONS</b> |          |          | <b>BACK DIMENSIONS</b> |          |   |    |    |    |
|   |   |   | <b>W</b>                  | <b>D</b> | <b>H</b> | <b>W</b>               | <b>D</b> | <b>H</b> | <b>W</b>               | <b>H</b> |   |    |    |    |
|   |   |   | 1                         | 0.75     | 10       | -                      | -        | -        | -                      | -        | - | -  | -  |    |
|   |   |   | <b>RTA 00</b>             |          |          |                        |          |          |                        |          |   |    |    |    |

| DESCRIPTION  | FEATURES                                | MODEL#                    | STANDARD TEXTILE GRADES |       |                        |   |      |                        |      |      |      |      |      |      |   |   |
|--|---|---------------------------|-------------------------|-------|------------------------|---|------|------------------------|------|------|------|------|------|------|---|---|
|  |   |                           | 1                       | 2     | 3                      | 4   | 5    | 6                      | 7    | 8    | 9    | 10   | 11   | 12   |   |   |
|  <p><b>Tablet</b><br/>COM Yardage: N/A<br/>Freight Class: 150<br/>Product Weight (lbs.): 12<br/>Cubic Feet Per Carton: 2.5</p>            | Mounts underneath of seating.           | 9757L                     | 646                     | -     | -                      | -   | -    | -                      | -    | -    | -    | -    | -    | -    | - | - |
|  |   | 9758R                     | -                       | -     | -                      | -   | -    | -                      | -    | -    | -    | -    | -    | -    | - | - |
|  |   | <b>OVERALL DIMENSIONS</b> |                         |       | <b>SEAT DIMENSIONS</b> |   |      | <b>BACK DIMENSIONS</b> |      |      |      |      |      |      |   |   |
|  |   | W                         | D                       | H     | W                      | D   | H    | W                      | H    |      |      |      |      |      |   |   |
|  |   |                           | 14                      | 17.25 | 14                     | -   | -    | -                      | -    | -    | -    | -    | -    | -    | - | - |
|  |   |                           | <b>RTA 1</b>            |       |                        |  |      |                        |      |      |      |      |      |      |   |   |
|  <p><b>Power Module</b><br/>COM Yardage: N/A<br/>Freight Class: 125<br/>Product Weight (lbs.): 3<br/>Cubic Feet Per Carton: 0.5</p>       | Mounts underneath of seating or tables. | 9760                      | \$407                   | -     | -                      | -   | -    | -                      | -    | -    | -    | -    | -    | -    | - | - |
|  |   |                           |                         |       | 10 Ft. power cord      |   |      |                        |      |      |      |      |      |      |   |   |
|  |   | <b>OVERALL DIMENSIONS</b> |                         |       | <b>SEAT DIMENSIONS</b> |   |      | <b>BACK DIMENSIONS</b> |      |      |      |      |      |      |   |   |
|  |   | W                         | D                       | H     | W                      | D   | H    | W                      | H    |      |      |      |      |      |   |   |
|  |   |                           | 6                       | 2.75  | 2.75                   | -   | -    | -                      | -    | -    | -    | -    | -    | -    | - | - |
|  |   |                           | <b>RTA 00</b>           |       |                        |  |      |                        |      |      |      |      |      |      |   |   |
|  <p><b>One Seat Bench</b><br/>COM Yardage: 2<br/>Freight Class: 250<br/>Product Weight (lbs.): 37<br/>Cubic Feet Per Carton: 10.75</p>    | Ganging clip required for sectional use | 9761                      | 1309                    | 1379  | 1433                   | 1514  | 1628 | 1683                   | 1786 | 1953 | 2082 | 2223 | 2517 | 2828 |   |   |
|  |   | <b>OVERALL DIMENSIONS</b> |                         |       | <b>SEAT DIMENSIONS</b> |   |      | <b>BACK DIMENSIONS</b> |      |      |      |      |      |      |   |   |
|  |   | W                         | D                       | H     | W                      | D   | H    | W                      | H    |      |      |      |      |      |   |   |
|  |   |                           |                         |       | 27.5                   | 28.5  | 17.5 | -                      | -    | -    | -    | -    | -    | -    | - | - |
|  |   |                           | <b>RTA 00</b>           |       |                        |   |      |                        |      |      |      |      |      |      |   |   |
|  <p><b>Two Seat Bench</b><br/>COM Yardage: 4<br/>Freight Class: 250<br/>Product Weight (lbs.): 57<br/>Cubic Feet Per Carton: 21.25</p>  | Ganging clip required for sectional use | 9762                      | 2329                    | 2467  | 2575                   | 2738  | 2970 | 3079                   | 3287 | 3620 | 3878 | 4164 | 4752 | 5379 |   |   |
|  |   | <b>OVERALL DIMENSIONS</b> |                         |       | <b>SEAT DIMENSIONS</b> |   |      | <b>BACK DIMENSIONS</b> |      |      |      |      |      |      |   |   |
|  |   | W                         | D                       | H     | W                      | D   | H    | W                      | H    |      |      |      |      |      |   |   |
|  |   |                           |                         |       | 54                     | 28.5  | 17.5 | -                      | -    | -    | -    | -    | -    | -    | - | - |
|  |   |                           | <b>RTA 00</b>           |       |                        |   |      |                        |      |      |      |      |      |      |   |   |
|  <p><b>Three Seat Bench</b><br/>COM Yardage: 6<br/>Freight Class: 250<br/>Product Weight (lbs.): 80<br/>Cubic Feet Per Carton: 29.5</p> | Ganging clip required for sectional use | 9763                      | 3296                    | 3501  | 3660                   | 3901  | 4244 | 4405                   | 4713 | 5206 | 5585 | 6009 | 6878 | 7808 |   |   |
|  |   | <b>OVERALL DIMENSIONS</b> |                         |       | <b>SEAT DIMENSIONS</b> |   |      | <b>BACK DIMENSIONS</b> |      |      |      |      |      |      |   |   |
|  |   | W                         | D                       | H     | W                      | D   | H    | W                      | H    |      |      |      |      |      |   |   |
|  |   |                           |                         |       | 80.5                   | 28.5  | 17.5 | -                      | -    | -    | -    | -    | -    | -    | - | - |
|  |   |                           | <b>RTA 00</b>           |       |                        |   |      |                        |      |      |      |      |      |      |   |   |

| DESCRIPTION   | FEATURES                                | MODEL#                    | STANDARD TEXTILE GRADES |                        |                        |          |                        |                        |          |        |        |        |        |        |
|---|---|---------------------------|-------------------------|------------------------|------------------------|----------|------------------------|------------------------|----------|--------|--------|--------|--------|--------|
|   |   |                           | 1                       | 2                      | 3                      | 4        | 5                      | 6                      | 7        | 8      | 9      | 10     | 11     | 12     |
|  <p><b>Coffee Storage Table (2 Seat Length)</b><br/>COM Yardage: N/A<br/>Freight Class: 150<br/>Product Weight (lbs.): 112<br/>Cubic Feet Per Carton: 20.5</p> | Ganging clip required for sectional use | 9765                      | 2430                    | -                      | -                      | -        | -                      | -                      | -        | -      | -      | -      | -      |        |
|   |   | <b>OVERALL DIMENSIONS</b> |                         |                        | <b>SEAT DIMENSIONS</b> |          |                        | <b>BACK DIMENSIONS</b> |          |        |        |        |        |        |
|   |   | <b>W</b>                  | <b>D</b>                | <b>H</b>               | <b>W</b>               | <b>D</b> | <b>H</b>               | <b>W</b>               | <b>H</b> |        |        |        |        |        |
|   |   | 53.75                     | 27.25                   | 16.5                   | -                      | -        | -                      | -                      | -        |        |        |        |        |        |
|   |   |                           | <b>RTA 00</b>           |                        |                        |          |                        |                        |          |        |        |        |        |        |
|  <p><b>Coffee Table (2 Seat Length)</b><br/>COM Yardage: N/A<br/>Freight Class: 150<br/>Product Weight (lbs.): 68<br/>Cubic Feet Per Carton: 17.75</p>         |   | 9766                      | 1572                    | -                      | -                      | -        | -                      | -                      | -        | -      | -      | -      |        |        |
|   | <b>OVERALL DIMENSIONS</b>               |                           |                         | <b>SEAT DIMENSIONS</b> |                        |          | <b>BACK DIMENSIONS</b> |                        |          |        |        |        |        |        |
|   | <b>W</b>                                | <b>D</b>                  | <b>H</b>                | <b>W</b>               | <b>D</b>               | <b>H</b> | <b>W</b>               | <b>H</b>               |          |        |        |        |        |        |
|   | 54                                      | 27.5                      | 13                      | -                      | -                      | -        | -                      | -                      |          |        |        |        |        |        |
|   |   |                           | <b>RTA 00</b>           |                        |                        |          |                        |                        |          |        |        |        |        |        |
|  <p><b>24" Stool</b><br/>COM Yardage: 0.75<br/>Freight Class: 150<br/>Product Weight (lbs.): 22<br/>Cubic Feet Per Carton: 4.75</p>                           |   | 9769S24                   | \$858                   | \$885                  | \$905                  | \$934    | \$977                  | \$997                  | \$1036   | \$1096 | \$1143 | \$1195 | \$1303 | \$1419 |
|   | <b>OVERALL DIMENSIONS</b>               |                           |                         | <b>SEAT DIMENSIONS</b> |                        |          | <b>BACK DIMENSIONS</b> |                        |          |        |        |        |        |        |
|   | <b>W</b>                                | <b>D</b>                  | <b>H</b>                | <b>W</b>               | <b>D</b>               | <b>H</b> | <b>W</b>               | <b>H</b>               |          |        |        |        |        |        |
|   | 15                                      | 15                        | 24                      | 15                     | 15                     | 3        | -                      | -                      |          |        |        |        |        |        |
|   |   |                           | <b>RTA 00</b>           |                        |                        |          |                        |                        |          |        |        |        |        |        |
|  <p><b>30" Stool</b><br/>COM Yardage: .50<br/>Freight Class: 150<br/>Product Weight (lbs.): 23<br/>Cubic Feet Per Carton: 5.5</p>                            |   | 9769S30                   | \$935                   | \$962                  | \$982                  | \$1011   | \$1053                 | \$1073                 | \$1110   | \$1170 | \$1216 | \$1268 | \$1372 | \$1485 |
|   | <b>OVERALL DIMENSIONS</b>               |                           |                         | <b>SEAT DIMENSIONS</b> |                        |          | <b>BACK DIMENSIONS</b> |                        |          |        |        |        |        |        |
|   | <b>W</b>                                | <b>D</b>                  | <b>H</b>                | <b>W</b>               | <b>D</b>               | <b>H</b> | <b>W</b>               | <b>H</b>               |          |        |        |        |        |        |
|   | 15                                      | 15                        | 30                      | 15                     | 15                     | 30       | -                      | -                      |          |        |        |        |        |        |
|   |   |                           | <b>RTA 00</b>           |                        |                        |          |                        |                        |          |        |        |        |        |        |

**BRADEN™**



model 7871

model 7870R, 7870, 7870L

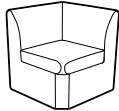
**STANDARD FEATURES**

- A flexible modular seating system that is exceptionally durable. Combine these seating components into a configuration that suits your space.
- Braden uses a unique ganging feature which locks units solidly together, but allows them to be separated and reconfigured when necessary. Locking "Pins" will always be on the left side of a ganging unit, while the pin receptacle will always be on the right side, seated.
- Check textile availability prior to specifying upholstery material.

**OPTIONAL FEATURES**

- For ganging hardware please use the following codes: Add "GB" for both sides. Add "GR" for right side seated only. Add "GL" for Left side seated only. Add "GC" for corner units only, both sides.
- For highly resilient, high density Ultracell foam on seat, Please specify (UC) after the model number. Add \$73 for the seat. Add \$143 for the seat and back.
- Optional Non-slip glide for hard surface flooring. Please specify (NSG). Add \$35.
- Model 7874 Table (top) is offered in all the standard laminates. Please specify.

**DESCRIPTION FEATURES MODEL# STANDARD TEXTILE GRADES**



**Corner Unit**  
COM Yardage: 16.5  
Freight Class:  
Product Weight (lbs.): 38  
Cubic Feet Per Carton: 16.5

| MODEL#      | 1    | 2    | 3    | 4    | 5    | 6    | 7    | 8    | 9    | 10   | 11   | 12   |
|-------------|------|------|------|------|------|------|------|------|------|------|------|------|
| <b>7867</b> | 1300 | 1456 | 1577 | 1756 | 2014 | 2133 | 2368 | 2738 | 3022 | 3342 | 3995 | 4692 |

| OVERALL DIMENSIONS |      |    | SEAT DIMENSIONS |    |      | BACK DIMENSIONS |      |
|--------------------|------|----|-----------------|----|------|-----------------|------|
| W                  | D    | H  | W               | D  | H    | W               | H    |
| 24                 | 27.5 | 30 | 20              | 17 | 20.5 | 19.5            | 12.5 |

**RTA 00**



**Single Seater**  
COM Yardage: 2.75  
Freight Class:  
Product Weight (lbs.): 26  
Cubic Feet Per Carton: 16.5

| MODEL#      | 1   | 2   | 3   | 4   | 5   | 6   | 7   | 8   | 9    | 10   | 11   | 12   |
|-------------|-----|-----|-----|-----|-----|-----|-----|-----|------|------|------|------|
| <b>7868</b> | 351 | 421 | 475 | 555 | 666 | 718 | 819 | 983 | 1107 | 1246 | 1532 | 1836 |

| OVERALL DIMENSIONS |      |    | SEAT DIMENSIONS |   |   | BACK DIMENSIONS |   |
|--------------------|------|----|-----------------|---|---|-----------------|---|
| W                  | D    | H  | W               | D | H | W               | H |
| 24                 | 27.5 | 30 |                 |   |   |                 |   |

**RTA 00**



**Single Seater**  
COM Yardage: 2.75  
Freight Class: 250  
Product Weight (lbs.): 38  
Cubic Feet Per Carton: 16.5

| MODEL#      | 1   | 2   | 3    | 4    | 5    | 6    | 7    | 8    | 9    | 10   | 11   | 12   |
|-------------|-----|-----|------|------|------|------|------|------|------|------|------|------|
| <b>7870</b> | 808 | 921 | 1006 | 1135 | 1315 | 1384 | 1541 | 1847 | 1991 | 2275 | 2659 | 3138 |

| OVERALL DIMENSIONS |      |    | SEAT DIMENSIONS |      |      | BACK DIMENSIONS |      |
|--------------------|------|----|-----------------|------|------|-----------------|------|
| W                  | D    | H  | W               | D    | H    | W               | H    |
| 24                 | 27.5 | 30 | 24              | 19.5 | 16.5 | 24              | 13.5 |

**RTA 00**








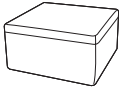
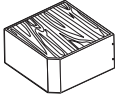
**Single Seater - Left Arm**  
COM Yardage: 3.75  
Freight Class: 250  
Product Weight (lbs.): 45  
Cubic Feet Per Carton: 16.5

| MODEL#       | 1   | 2    | 3    | 4    | 5    | 6    | 7    | 8    | 9    | 10   | 11   | 12   |
|--------------|-----|------|------|------|------|------|------|------|------|------|------|------|
| <b>7870L</b> | 921 | 1071 | 1187 | 1365 | 1613 | 1701 | 1920 | 2335 | 2536 | 2919 | 3444 | 4098 |

| OVERALL DIMENSIONS |      |    | SEAT DIMENSIONS |      |      | BACK DIMENSIONS |      |
|--------------------|------|----|-----------------|------|------|-----------------|------|
| W                  | D    | H  | W               | D    | H    | W               | H    |
| 27                 | 27.5 | 30 | 24              | 19.5 | 16.5 | 24              | 13.5 |

**RTA 00**


| DESCRIPTION   | FEATURES | MODEL#       | STANDARD TEXTILE GRADES   |          |          |                        |          |          |                        |          |      |      |      |      |
|---|----------|--------------|---------------------------|----------|----------|------------------------|----------|----------|------------------------|----------|------|------|------|------|
|   |          |              | 1                         | 2        | 3        | 4                      | 5        | 6        | 7                      | 8        | 9    | 10   | 11   | 12   |
|  <p><b>Single Seater - Right Arm</b><br/>COM Yardage: 3.75<br/>Freight Class: 250<br/>Product Weight (lbs.): 45<br/>Cubic Feet Per Carton: 16.5</p>                |          | <b>7870R</b> | 921                       | 1071     | 1187     | 1365                   | 1613     | 1701     | 1920                   | 2335     | 2536 | 2919 | 3444 | 4098 |
|   |          |              | <b>OVERALL DIMENSIONS</b> |          |          | <b>SEAT DIMENSIONS</b> |          |          | <b>BACK DIMENSIONS</b> |          |      |      |      |      |
|   |          |              | <b>W</b>                  | <b>D</b> | <b>H</b> | <b>W</b>               | <b>D</b> | <b>H</b> | <b>W</b>               | <b>H</b> |      |      |      |      |
|   |          |              | 27                        | 27.5     | 30       | 24                     | 19.5     | 16.5     | 24                     | 13.5     |      |      |      |      |
|   |          |              | <b>RTA 00</b>             |          |          |                        |          |          |                        |          |      |      |      |      |
|  <p><b>Single Seater - with Arms</b><br/>COM Yardage: 4.75<br/>Freight Class: 250<br/>Product Weight (lbs.): 52<br/>Cubic Feet Per Carton: 16.5</p>                |          | <b>7871</b>  | 1136                      | 1308     | 1445     | 1647                   | 1936     | 2039     | 2290                   | 2776     | 3006 | 3453 | 4062 | 4817 |
|   |          |              | <b>OVERALL DIMENSIONS</b> |          |          | <b>SEAT DIMENSIONS</b> |          |          | <b>BACK DIMENSIONS</b> |          |      |      |      |      |
|   |          |              | <b>W</b>                  | <b>D</b> | <b>H</b> | <b>W</b>               | <b>D</b> | <b>H</b> | <b>W</b>               | <b>H</b> |      |      |      |      |
|   |          |              | 30                        | 27.5     | 30       | 24                     | 19.5     | 16.5     | 24                     | 13.5     |      |      |      |      |
|   |          |              | <b>RTA 00</b>             |          |          |                        |          |          |                        |          |      |      |      |      |
|  <p><b>Corner Unit</b><br/>COM Yardage: 2.75<br/>Freight Class: 300<br/>Product Weight (lbs.): 31<br/>Cubic Feet Per Carton: 16.5</p>                             |          | <b>7872</b>  | 746                       | 859      | 944      | 1073                   | 1253     | 1322     | 1479                   | 1785     | 1929 | 2213 | 2597 | 3076 |
|   |          |              | <b>OVERALL DIMENSIONS</b> |          |          | <b>SEAT DIMENSIONS</b> |          |          | <b>BACK DIMENSIONS</b> |          |      |      |      |      |
|   |          |              | <b>W</b>                  | <b>D</b> | <b>H</b> | <b>W</b>               | <b>D</b> | <b>H</b> | <b>W</b>               | <b>H</b> |      |      |      |      |
|   |          |              | 24                        | 27.5     | 30       | 20                     | 19.5     | 16.5     | 15                     | 13.5     |      |      |      |      |
|   |          |              | <b>RTA 00</b>             |          |          |                        |          |          |                        |          |      |      |      |      |
|  <p><b>Corner Unit</b><br/>COM Yardage: 2.75<br/>Freight Class: 300<br/>Product Weight (lbs.): 31<br/>Cubic Feet Per Carton: 16.5</p>                            |          | <b>7873</b>  | 746                       | 859      | 944      | 1073                   | 1253     | 1322     | 1479                   | 1785     | 1929 | 2213 | 2597 | 3076 |
|   |          |              | <b>OVERALL DIMENSIONS</b> |          |          | <b>SEAT DIMENSIONS</b> |          |          | <b>BACK DIMENSIONS</b> |          |      |      |      |      |
|   |          |              | <b>W</b>                  | <b>D</b> | <b>H</b> | <b>W</b>               | <b>D</b> | <b>H</b> | <b>W</b>               | <b>H</b> |      |      |      |      |
|   |          |              | 24                        | 27.5     | 30       | 16                     | 19.5     | 16.5     | 21.5                   | 13.5     |      |      |      |      |
|   |          |              | <b>RTA 00</b>             |          |          |                        |          |          |                        |          |      |      |      |      |
|  <p><b>Table - 24" Square</b> w/Upholstered Sides<br/>COM Yardage: 1.75<br/>Freight Class: 125<br/>Product Weight (lbs.): 38<br/>Cubic Feet Per Carton: 6.25</p> |          | <b>7874</b>  | 610                       | 682      | 736      | 817                    | 933      | 977      | 1077                   | 1271     | 1363 | 1544 | 1788 | 2093 |
|   |          |              | <b>OVERALL DIMENSIONS</b> |          |          | <b>SEAT DIMENSIONS</b> |          |          | <b>BACK DIMENSIONS</b> |          |      |      |      |      |
|   |          |              | <b>W</b>                  | <b>D</b> | <b>H</b> | <b>W</b>               | <b>D</b> | <b>H</b> | <b>W</b>               | <b>H</b> |      |      |      |      |
|   |          |              | 24                        | 24       | 14.5     | -                      | -        | -        | -                      | -        |      |      |      |      |
|   |          |              | <b>RTA 00</b>             |          |          |                        |          |          |                        |          |      |      |      |      |

| DESCRIPTION  | FEATURES | MODEL#        | STANDARD TEXTILE GRADES |     |      |                 |      |      |                 |      |      |      |      |      |  |  |  |
|--|----------|---------------|-------------------------|-----|------|-----------------|------|------|-----------------|------|------|------|------|------|--|--|--|
|  |          |               | 1                       | 2   | 3    | 4               | 5    | 6    | 7               | 8    | 9    | 10   | 11   | 12   |  |  |  |
|  <p><b>Foot Stool/Single Bench - 24" Square</b><br/>                     COM Yardage: 1.75<br/>                     Freight Class: 125<br/>                     Product Weight (lbs.): 38<br/>                     Cubic Feet Per Carton: 6.25</p>          |          | <b>7874FS</b> | 695                     | 781 | 845  | 945             | 1084 | 1133 | 1256            | 1488 | 1599 | 1815 | 2109 | 2474 |  |  |  |
|  |          |               | OVERALL DIMENSIONS      |     |      | SEAT DIMENSIONS |      |      | BACK DIMENSIONS |      |      |      |      |      |  |  |  |
|  |          |               | W                       | D   | H    | W               | D    | H    | W               | H    |      |      |      |      |  |  |  |
|  |          |               | 24                      | 24  | 17.5 | -               | -    | -    | -               | -    |      |      |      |      |  |  |  |
|  |          |               | <b>RTA 00</b>           |     |      |                 |      |      |                 |      |      |      |      |      |  |  |  |
|  <p><b>Corner Table - 17" Square w/Upholstered Sides</b><br/>                     COM Yardage: 1.75<br/>                     Freight Class: 125<br/>                     Product Weight (lbs.): 38<br/>                     Cubic Feet Per Carton: 6.25</p> |          | <b>7880</b>   | 831                     | 901 | 955  | 1035            | 1146 | 1198 | 1299            | 1463 | 1587 | 1726 | 2012 | 2316 |  |  |  |
|  |          |               | OVERALL DIMENSIONS      |     |      | SEAT DIMENSIONS |      |      | BACK DIMENSIONS |      |      |      |      |      |  |  |  |
|  |          |               | W                       | D   | H    | W               | D    | H    | W               | H    |      |      |      |      |  |  |  |
|  |          |               | 24                      | 24  | 14.5 | -               | -    | -    | -               | -    |      |      |      |      |  |  |  |
|  |          |               | <b>RTA 00</b>           |     |      |                 |      |      |                 |      |      |      |      |      |  |  |  |

BRIDGES II COLLABORATIVE SEATING



model BRTSE2424B



model BRTSE6060B



model BRTST2448F

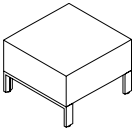
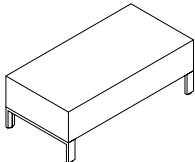
STANDARD FEATURES

- For all Bridges II components, please see the Bridges II section of the Desking Price Book.
- Bridges collaborative seating collection consists of seating, privacy screens, tables, tablets and power.
- It is a versatile modular furniture series which can be configured into many space planning scenarios, including corner, in-line, open concept, traditional reception, as well as secluded seating with high privacy partitions.
- Furniture pieces can be used as stand alone items or can be mechanically linked together to form a variety of seating configurations.
- Seat and backrest can be integrated with Bridges tables.
- Corner tables and in-line 6" table modules double as power delivery centers.
- Dedicated seat backrests feature dual USB charging port.
- Some in line 6" table modules are furnished with grommets to support tablets.
- Legs are available in standard Bridges metal painted finishes and anodized aluminum finish.
- Bridges Collaborative Seating upholstery features a single stitch, thick white thread around the edges. The white, wide stitch along with crisp corners are part of its distinctive personality.
- In order to achieve crisp edges and to minimize "pillow" effect caused by taut fabric, the upholstery material has been applied deliberately loose, which may over time, produce puckering of the upholstery surface material. This can be easily corrected by stretching the fabric by hand or during vacuuming.
- Freestanding 17"h table. Central partition divides space under top surface into two 11" deep compartments.

- In order to efficiently utilize fabric yield, all 60" seats and backs feature a seam in the middle. The double stitch seam is sewn with a thin thread, closely matching the upholstery material in color.
- Some complicated fabric patterns prevent pattern matching and will be upholstered without the seam at the discretion of the factory.
- Should you require no middle seam by cutting into the roll, please specify "NO SEAM" at time of your order.
- Check textile availability prior to specifying upholstery material.

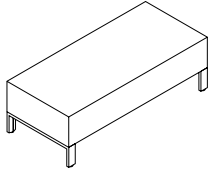
OPTIONAL FEATURES

- Optional Anodized Aluminum Leg on all models. Add \$74.
- Models BRTS2406BT and BRTS2406BPT include 9.5" x 14.5" swivel tablet. If top is specified in high pressure laminate, tablet will also be manufactured in high pressure laminate.
- Bridges II tables and tablets are offered in the following laminate finishes: Absolute Acajou (ACJ), Asian Night (ASN), Avant Cherry (AWC), Avant Honey (AWH), Black (BLK), Brushed Cobalt (BRC), Clear Maple (CMB), Custom Grey (CGY), Dark Espresso (DES), Designer White (DWT), Hayden Grey (HGT), Noce Biondo (NBL), Noce Grigio (NGL), Noce Leggero (NEL), Noce Medio (NML), Quartered Mahogany (QTM), Storm Grey (SOG), Tiger Fruitwood (TFW), Tiger Walnut (TWL), Walnut Heights (WHE), White Chocolate (WHC), Willow Grey (WGY), and Winter Cherry (WCR). Please Specify.

| DESCRIPTION   | FEATURES | MODEL#           | STANDARD TEXTILE GRADES   |          |          |                        |          |          |                        |          |      |      |      |      |
|---|----------|------------------|---------------------------|----------|----------|------------------------|----------|----------|------------------------|----------|------|------|------|------|
|   |          |                  | 1                         | 2        | 3        | 4                      | 5        | 6        | 7                      | 8        | 9    | 10   | 11   | 12   |
|  <p><b>Lounge Seat - 24"</b><br/>COM Yardage: 1.25<br/>Freight Class: 150<br/>Product Weight (lbs.): 22.70<br/>Cubic Feet Per Carton: 5.57</p> |          | <b>BRTSE24NB</b> | 787                       | 863      | 863      | 911                    | 979      | 1010     | 1072                   | 1170     | 1246 | 1330 | 1501 | 1686 |
|   |          |                  | <b>OVERALL DIMENSIONS</b> |          |          | <b>SEAT DIMENSIONS</b> |          |          | <b>BACK DIMENSIONS</b> |          |      |      |      |      |
|   |          |                  | <b>W</b>                  | <b>D</b> | <b>H</b> | <b>W</b>               | <b>D</b> | <b>H</b> | <b>W</b>               | <b>H</b> |      |      |      |      |
|   |          |                  | 24                        | 24       | 17       | -                      | -        | -        | -                      | -        |      |      |      |      |
|   |          | <b>RTA 00</b>    |                           |          |          |                        |          |          |                        |          |      |      |      |      |
|  <p><b>Lounge Seat - 48"</b><br/>COM Yardage: 2<br/>Freight Class: 250<br/>Product Weight (lbs.): 36.90<br/>Cubic Feet Per Carton: 11.33</p>   |          | <b>BRTSE48NB</b> | 1433                      | 1553     | 1553     | 1630                   | 1737     | 1789     | 1888                   | 2045     | 2164 | 2300 | 2577 | 2870 |
|   |          |                  | <b>OVERALL DIMENSIONS</b> |          |          | <b>SEAT DIMENSIONS</b> |          |          | <b>BACK DIMENSIONS</b> |          |      |      |      |      |
|   |          |                  | <b>W</b>                  | <b>D</b> | <b>H</b> | <b>W</b>               | <b>D</b> | <b>H</b> | <b>W</b>               | <b>H</b> |      |      |      |      |
|   |          |                  | 24                        | 48       | 17       | -                      | -        | -        | -                      | -        |      |      |      |      |
|   |          | <b>RTA 00</b>    |                           |          |          |                        |          |          |                        |          |      |      |      |      |



| DESCRIPTION | FEATURES | MODEL# | STANDARD TEXTILE GRADES |   |   |   |   |   |   |   |   |    |    |    |
|-------------|----------|--------|-------------------------|---|---|---|---|---|---|---|---|----|----|----|
|             |          |        | 1                       | 2 | 3 | 4 | 5 | 6 | 7 | 8 | 9 | 10 | 11 | 12 |

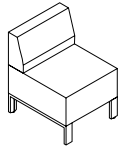


**Lounge Seat - 60"**  
 COM Yardage: 2  
 Freight Class: 250  
 Product Weight (lbs.): 47  
 Cubic Feet Per Carton: 14.17

|                  |      |      |      |      |      |      |      |      |      |      |      |      |
|------------------|------|------|------|------|------|------|------|------|------|------|------|------|
| <b>BRTSE60NB</b> | 1659 | 1743 | 1807 | 1901 | 2039 | 2101 | 2225 | 2421 | 2572 | 2741 | 3084 | 3454 |
|------------------|------|------|------|------|------|------|------|------|------|------|------|------|

| OVERALL DIMENSIONS |    |    | SEAT DIMENSIONS |   |   | BACK DIMENSIONS |   |
|--------------------|----|----|-----------------|---|---|-----------------|---|
| W                  | D  | H  | W               | D | H | W               | H |
| 24                 | 60 | 17 | -               | - | - | -               | - |

**RTA 00**

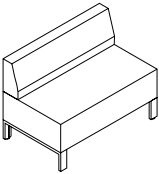


**Lounge Seat, Full Backrest - 24"**  
 COM Yardage: 2.25  
 Freight Class: 250  
 Product Weight (lbs.): 33  
 Cubic Feet Per Carton: 9.57

|                   |      |      |      |      |      |      |      |      |      |      |      |      |
|-------------------|------|------|------|------|------|------|------|------|------|------|------|------|
| <b>BRTSE2424B</b> | 1239 | 1373 | 1373 | 1458 | 1580 | 1638 | 1749 | 1925 | 2061 | 2213 | 2525 | 2855 |
|-------------------|------|------|------|------|------|------|------|------|------|------|------|------|

| OVERALL DIMENSIONS |    |    | SEAT DIMENSIONS |   |   | BACK DIMENSIONS |   |
|--------------------|----|----|-----------------|---|---|-----------------|---|
| W                  | D  | H  | W               | D | H | W               | H |
| 24                 | 24 | 29 | -               | - | - | -               | - |

**RTA 00**

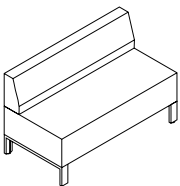


**Lounge Seat, Full Backrest - 48"**  
 COM Yardage: 3.5  
 Freight Class: 250  
 Product Weight (lbs.): 55.50  
 Cubic Feet Per Carton: 19.33

|                   |      |      |      |      |      |      |      |      |      |      |      |      |
|-------------------|------|------|------|------|------|------|------|------|------|------|------|------|
| <b>BRTSE4848B</b> | 2286 | 2491 | 2491 | 2625 | 2817 | 2905 | 3076 | 3350 | 3562 | 3797 | 4282 | 4797 |
|-------------------|------|------|------|------|------|------|------|------|------|------|------|------|

| OVERALL DIMENSIONS |    |    | SEAT DIMENSIONS |   |   | BACK DIMENSIONS |   |
|--------------------|----|----|-----------------|---|---|-----------------|---|
| W                  | D  | H  | W               | D | H | W               | H |
| 24                 | 48 | 29 | -               | - | - | -               | - |

**RTA 00**

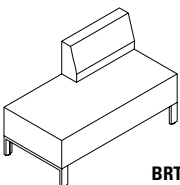


**Lounge Seat, Full Backrest - 60"**  
 COM Yardage: 4.5  
 Freight Class: 250  
 Product Weight (lbs.): 70  
 Cubic Feet Per Carton: 24.17

|                   |      |      |      |      |      |      |      |      |      |      |      |      |
|-------------------|------|------|------|------|------|------|------|------|------|------|------|------|
| <b>BRTSE6060B</b> | 2649 | 2912 | 2912 | 3084 | 3327 | 3443 | 3666 | 4018 | 4288 | 4590 | 5214 | 5878 |
|-------------------|------|------|------|------|------|------|------|------|------|------|------|------|

| OVERALL DIMENSIONS |    |    | SEAT DIMENSIONS |   |   | BACK DIMENSIONS |   |
|--------------------|----|----|-----------------|---|---|-----------------|---|
| W                  | D  | H  | W               | D | H | W               | H |
| 24                 | 60 | 29 | -               | - | - | -               | - |

**RTA 00**



**BRTSE2448BR**

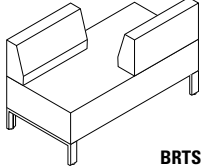
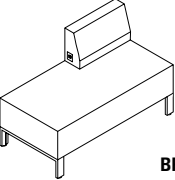
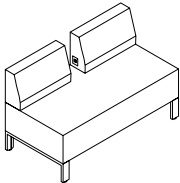
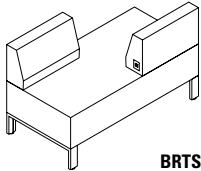
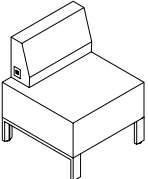
**Lounge Seat, 24" Offset Backrest**  
 COM Yardage: 3  
 Freight Class: 250  
 Product Weight (lbs.): 46.1  
 Cubic Feet Per Carton: 19.33

|                    |      |      |      |      |      |      |      |      |      |      |      |      |
|--------------------|------|------|------|------|------|------|------|------|------|------|------|------|
| <b>BRTSE2448BR</b> | 1884 | 2063 | 2063 | 2175 | 2339 | 2416 | 2563 | 2800 | 2980 | 3179 | 3596 | 4038 |
|--------------------|------|------|------|------|------|------|------|------|------|------|------|------|

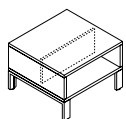
|                    |      |      |      |      |      |      |      |      |      |      |      |      |
|--------------------|------|------|------|------|------|------|------|------|------|------|------|------|
| <b>BRTSE2448BL</b> | 1884 | 2063 | 2063 | 2175 | 2339 | 2416 | 2563 | 2800 | 2980 | 3179 | 3596 | 4038 |
|--------------------|------|------|------|------|------|------|------|------|------|------|------|------|

| OVERALL DIMENSIONS |    |    | SEAT DIMENSIONS |   |   | BACK DIMENSIONS |   |
|--------------------|----|----|-----------------|---|---|-----------------|---|
| W                  | D  | H  | W               | D | H | W               | H |
| 24                 | 48 | 29 | -               | - | - | -               | - |

**RTA 00**

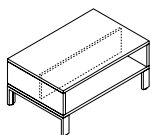
| DESCRIPTION   | FEATURES | MODEL#                | STANDARD TEXTILE GRADES   |          |          |                        |          |          |                        |           |      |      |      |      |
|---|----------|-----------------------|---------------------------|----------|----------|------------------------|----------|----------|------------------------|-----------|------|------|------|------|
|  <p><b>BRTSE2448BODR</b></p> <p><b>Lounge Seat, Two 24" Offset Backrests</b><br/>                     COM Yardage: 4<br/>                     Freight Class: 250<br/>                     Product Weight (lbs.): 46.5<br/>                     Cubic Feet Per Carton: 19.33</p>  |          |                       | 1                         | 2        | 3        | 4                      | 5        | 6        | 7                      | 8         | 9    | 10   | 11   | 12   |
|   |          | <b>BRTSE2448BODR</b>  | 2336                      | 2570     | 2570     | 2724                   | 2940     | 3043     | 3241                   | 3554      | 3794 | 4065 | 4618 | 5206 |
|   |          | <b>BRTSE2448BODL</b>  | 2336                      | 2468     | 2570     | 2724                   | 2940     | 3043     | 3241                   | 3554      | 3794 | 4065 | 4618 | 5206 |
|   |          |                       | <b>OVERALL DIMENSIONS</b> |          |          | <b>SEAT DIMENSIONS</b> |          |          | <b>BACK DIMENSIONS</b> |           |      |      |      |      |
|   |          |                       | <b>W</b>                  | <b>D</b> | <b>H</b> | <b>W</b>               | <b>D</b> | <b>H</b> | <b>W</b>               | <b>H</b>  |      |      |      |      |
|   |          |                       | 24                        | 48       | 29       | -                      | -        | -        | -                      | -         |      |      |      |      |
|   |          |                       | <b>RTA 00</b>             |          |          |                        |          |          |                        |           |      |      |      |      |
|  <p><b>BRTSE2148EBR</b></p> <p><b>Lounge Seat, 21" USB Backrest</b><br/>                     COM Yardage: 3<br/>                     Freight Class: 250<br/>                     Product Weight (lbs.): 33<br/>                     Cubic Feet Per Carton: 9.67</p>              |          |                       | 1                         | 2        | 3        | 4                      | 5        | 6        | 7                      | 8         | 9    | 10   | 11   | 12   |
|   |          | <b>BRTSE2148EBR</b>   | 2184                      | 2287     | 2363     | 2475                   | 2639     | 2716     | 2863                   | 3100      | 3280 | 3479 | 3896 | 4338 |
|   |          | <b>BRTSE2148EBL</b>   | 2184                      | 2287     | 2363     | 2475                   | 2639     | 2716     | 2863                   | 3100      | 3280 | 3479 | 3896 | 4338 |
|   |          |                       | <b>OVERALL DIMENSIONS</b> |          |          | <b>SEAT DIMENSIONS</b> |          |          | <b>BACK DIMENSIONS</b> |           |      |      |      |      |
|   |          |                       | <b>W</b>                  | <b>D</b> | <b>H</b> | <b>W</b>               | <b>D</b> | <b>H</b> | <b>W</b>               | <b>H</b>  |      |      |      |      |
|   |          |                       | 24                        | 48       | 29       | -                      | -        | -        | -                      | -         |      |      |      |      |
|   |          |                       | <b>RTA 00</b>             |          |          |                        |          |          |                        |           |      |      |      |      |
|  <p><b>BRTSE2148E2B</b></p> <p><b>Lounge Seat, Two 21" USB Backrests</b><br/>                     COM Yardage: 4<br/>                     Freight Class: 250<br/>                     Product Weight (lbs.): 57<br/>                     Cubic Feet Per Carton: 19.33</p>       |          |                       | 1                         | 2        | 3        | 4                      | 5        | 6        | 7                      | 8         | 9    | 10   | 11   | 12   |
|   |          | <b>BRTSE2148E2B</b>   | 2934                      | 3066     | 3165     | 3319                   | 3536     | 3641     | 3838                   | 4151      | 4392 | 4660 | 5213 | 5803 |
|   |          |                       |                           |          |          |                        |          |          |                        |           |      |      |      |      |
|   |          |                       | <b>OVERALL DIMENSIONS</b> |          |          | <b>SEAT DIMENSIONS</b> |          |          | <b>BACK DIMENSIONS</b> |           |      |      |      |      |
|   |          |                       | <b>W</b>                  | <b>D</b> | <b>H</b> | <b>W</b>               | <b>D</b> | <b>H</b> | <b>W</b>               | <b>H</b>  |      |      |      |      |
|   |          |                       | 24                        | 48       | 29       | -                      | -        | -        | -                      | -         |      |      |      |      |
|   |          |                       | <b>RTA 00</b>             |          |          |                        |          |          |                        |           |      |      |      |      |
|  <p><b>BRTSE2148EBODR</b></p> <p><b>Lounge Seat, Two Offset USB Backrests</b><br/>                     COM Yardage: 4<br/>                     Freight Class: 250<br/>                     Product Weight (lbs.): 57<br/>                     Cubic Feet Per Carton: 19.33</p> |          |                       | 1                         | 2        | 3        | 4                      | 5        | 6        | 7                      | 8         | 9    | 10   | 11   | 12   |
|   |          | <b>BRTSE2148EBODR</b> | 2934                      | 3066     | 3165     | 3319                   | 3536     | 3641     | 3838                   | 4151      | 4392 | 4660 | 5213 | 5803 |
|   |          | <b>BRTSE2148EBODL</b> | 2934                      | 3066     | 3165     | 3319                   | 3536     | 3641     | 3838                   | 4151      | 4392 | 4660 | 5213 | 5803 |
|   |          |                       | <b>OVERALL DIMENSIONS</b> |          |          | <b>SEAT DIMENSIONS</b> |          |          | <b>BACK DIMENSIONS</b> |           |      |      |      |      |
|   |          |                       | <b>W</b>                  | <b>D</b> | <b>H</b> | <b>H</b>               | <b>W</b> | <b>D</b> | <b>H</b>               | <b>WH</b> |      |      |      |      |
|   |          |                       | 24                        | 48       | 29       | -                      | -        | -        | -                      | -         |      |      |      |      |
|   |          |                       | <b>RTA 00</b>             |          |          |                        |          |          |                        |           |      |      |      |      |
|  <p><b>BRTSE2124EBR</b></p> <p><b>Lounge Seat, 21" USB Backrest</b><br/>                     COM Yardage: 2.25<br/>                     Freight Class: 250<br/>                     Product Weight (lbs.): 46.10<br/>                     Cubic Feet Per Carton: 19.33</p>     |          |                       | 1                         | 2        | 3        | 4                      | 5        | 6        | 7                      | 8         | 9    | 10   | 11   | 12   |
|   |          | <b>BRTSE2124EBR</b>   | 2934                      | 1614     | 1673     | 1757                   | 1879     | 1939     | 2049                   | 2225      | 2360 | 2512 | 2824 | 3154 |
|   |          | <b>BRTSE2124EBL</b>   | 1538                      | 1614     | 1673     | 1757                   | 1879     | 1939     | 2049                   | 2225      | 2360 | 2512 | 2824 | 3154 |
|   |          |                       | <b>OVERALL DIMENSIONS</b> |          |          | <b>SEAT DIMENSIONS</b> |          |          | <b>BACK DIMENSIONS</b> |           |      |      |      |      |
|   |          |                       | <b>W</b>                  | <b>D</b> | <b>H</b> | <b>W</b>               | <b>D</b> | <b>H</b> | <b>W</b>               | <b>H</b>  |      |      |      |      |
|   |          |                       | 24                        | 24       | 29       | -                      | -        | -        | -                      | -         |      |      |      |      |
|   |          |                       | <b>RTA 00</b>             |          |          |                        |          |          |                        |           |      |      |      |      |

| DESCRIPTION | FEATURES | MODEL# | STANDARD TEXTILE GRADES |  |  |  |  |  |  |  |  |  |  |  |
|-------------|----------|--------|-------------------------|--|--|--|--|--|--|--|--|--|--|--|
|-------------|----------|--------|-------------------------|--|--|--|--|--|--|--|--|--|--|--|



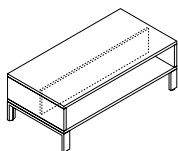
**Low Table - 24"**  
 COM Yardage: N/A  
 Freight Class: 125  
 Product Weight (lbs.): 40.70  
 Cubic Feet Per Carton: 5.67

|                    |    |    | 1               | 2 | 3 | 4               | 5 | 6 | 7 | 8 | 9 | 10 | 11 | 12 |   |
|--------------------|----|----|-----------------|---|---|-----------------|---|---|---|---|---|----|----|----|---|
| <b>BRTST2424F</b>  |    |    | 880             | - | - | -               | - | - | - | - | - | -  | -  | -  | - |
| OVERALL DIMENSIONS |    |    | SEAT DIMENSIONS |   |   | BACK DIMENSIONS |   |   |   |   |   |    |    |    |   |
| W                  | D  | H  | W               | D | H | W               | H |   |   |   |   |    |    |    |   |
| 24                 | 24 | 17 | -               | - | - | -               | - |   |   |   |   |    |    |    |   |
| <b>RTA 00</b>      |    |    |                 |   |   |                 |   |   |   |   |   |    |    |    |   |



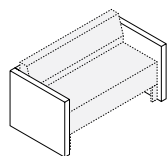
**Low Table - 48"**  
 COM Yardage: N/A  
 Freight Class: 125  
 Product Weight (lbs.): 69  
 Cubic Feet Per Carton: 11.33

|                    |    |    | 1               | 2 | 3 | 4               | 5 | 6 | 7 | 8 | 9 | 10 | 11 | 12 |   |
|--------------------|----|----|-----------------|---|---|-----------------|---|---|---|---|---|----|----|----|---|
| <b>BRTST2448F</b>  |    |    | 880             | - | - | -               | - | - | - | - | - | -  | -  | -  | - |
| OVERALL DIMENSIONS |    |    | SEAT DIMENSIONS |   |   | BACK DIMENSIONS |   |   |   |   |   |    |    |    |   |
| W                  | D  | H  | W               | D | H | W               | H |   |   |   |   |    |    |    |   |
| 24                 | 48 | 17 | -               | - | - | -               | - |   |   |   |   |    |    |    |   |
| <b>RTA 00</b>      |    |    |                 |   |   |                 |   |   |   |   |   |    |    |    |   |



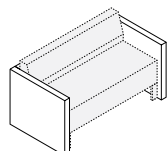
**Low Table - 60"**  
 COM Yardage: N/A  
 Freight Class: 150  
 Product Weight (lbs.): 83.60  
 Cubic Feet Per Carton: 14.17

|                    |    |    | 1               | 2 | 3 | 4               | 5 | 6 | 7 | 8 | 9 | 10 | 11 | 12 |   |
|--------------------|----|----|-----------------|---|---|-----------------|---|---|---|---|---|----|----|----|---|
| <b>BRTST2460F</b>  |    |    | 880             | - | - | -               | - | - | - | - | - | -  | -  | -  | - |
| OVERALL DIMENSIONS |    |    | SEAT DIMENSIONS |   |   | BACK DIMENSIONS |   |   |   |   |   |    |    |    |   |
| W                  | D  | H  | W               | D | H | W               | H |   |   |   |   |    |    |    |   |
| 24                 | 60 | 17 | -               | - | - | -               | - |   |   |   |   |    |    |    |   |
| <b>RTA 00</b>      |    |    |                 |   |   |                 |   |   |   |   |   |    |    |    |   |



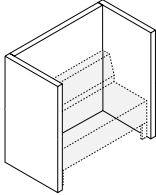
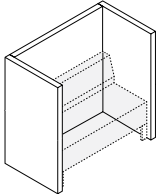
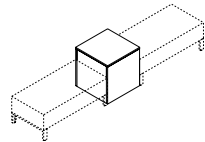
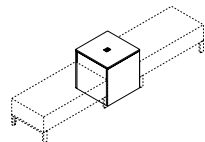
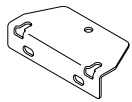
**Seat Partitions - 24"**  
 COM Yardage:  
 Freight Class: 250  
 Product Weight (lbs.): 32  
 Cubic Feet Per Carton: 12.04

|                    |      |    | 1               | 2 | 3 | 4               | 5 | 6 | 7 | 8 | 9 | 10 | 11 | 12 |   |
|--------------------|------|----|-----------------|---|---|-----------------|---|---|---|---|---|----|----|----|---|
| <b>BRTPP2424L1</b> |      |    | 1452            | - | - | -               | - | - | - | - | - | -  | -  | -  | - |
| OVERALL DIMENSIONS |      |    | SEAT DIMENSIONS |   |   | BACK DIMENSIONS |   |   |   |   |   |    |    |    |   |
| W                  | D    | H  | W               | D | H | W               | H |   |   |   |   |    |    |    |   |
| 53                 | 28.7 | 25 | -               | - | - | -               | - |   |   |   |   |    |    |    |   |
| <b>RTA 00</b>      |      |    |                 |   |   |                 |   |   |   |   |   |    |    |    |   |

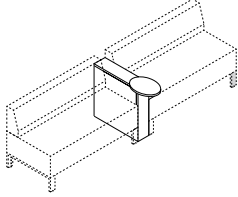


**Seat Partitions - 48"**  
 COM Yardage:  
 Freight Class: 300  
 Product Weight (lbs.): 41  
 Cubic Feet Per Carton: 22.01

|                    |      |    | 1               | 2 | 3 | 4               | 5 | 6 | 7 | 8 | 9 | 10 | 11 | 12 |   |
|--------------------|------|----|-----------------|---|---|-----------------|---|---|---|---|---|----|----|----|---|
| <b>BRTPP2448L1</b> |      |    | 1941            | - | - | -               | - | - | - | - | - | -  | -  | -  | - |
| OVERALL DIMENSIONS |      |    | SEAT DIMENSIONS |   |   | BACK DIMENSIONS |   |   |   |   |   |    |    |    |   |
| W                  | D    | H  | W               | D | H | W               | H |   |   |   |   |    |    |    |   |
| 53                 | 28.7 | 25 | -               | - | - | -               | - |   |   |   |   |    |    |    |   |
| <b>RTA 00</b>      |      |    |                 |   |   |                 |   |   |   |   |   |    |    |    |   |

| DESCRIPTION   | FEATURES  | MODEL#                    | STANDARD TEXTILE GRADES |          |                        |          |          |                        |          |   |   |    |    |    |  |
|---|---|---------------------------|-------------------------|----------|------------------------|----------|----------|------------------------|----------|---|---|----|----|----|--|
|   |   |                           | 1                       | 2        | 3                      | 4        | 5        | 6                      | 7        | 8 | 9 | 10 | 11 | 12 |  |
|  <p><b>Seat Privacy Partitions - 24"</b><br/>COM Yardage:<br/>Freight Class: 300<br/>Product Weight (lbs.): 32<br/>Cubic Feet Per Carton: 24.08</p>                | <p>Fully 3 - Part Kit<br/><br/>Seating not included.<br/>Panel textiles only.</p>       | <b>BRTPP2424L2</b>        | 2199                    | -        | -                      | -        | -        | -                      | -        | - | - | -  | -  | -  |  |
|   |   | <b>OVERALL DIMENSIONS</b> |                         |          | <b>SEAT DIMENSIONS</b> |          |          | <b>BACK DIMENSIONS</b> |          |   |   |    |    |    |  |
|   |   | <b>W</b>                  | <b>D</b>                | <b>H</b> | <b>W</b>               | <b>D</b> | <b>H</b> | <b>W</b>               | <b>H</b> |   |   |    |    |    |  |
|   |   | 53                        | 28.7                    | 50       | -                      | -        | -        | -                      | -        |   |   |    |    |    |  |
|   |   |                           | <b>RTA 00</b>           |          |                        |          |          |                        |          |   |   |    |    |    |  |
|  <p><b>Seat Privacy Partitions - 48"</b><br/>COM Yardage:<br/>Freight Class: 400<br/>Product Weight (lbs.): 41<br/>Cubic Feet Per Carton: 44.01</p>                | <p>Fully 3 - Part Kit<br/>Seating not included.</p>                                     | <b>BRTPP2448L2</b>        | 2813                    | -        | -                      | -        | -        | -                      | -        | - | - | -  | -  | -  |  |
|   |   | <b>OVERALL DIMENSIONS</b> |                         |          | <b>SEAT DIMENSIONS</b> |          |          | <b>BACK DIMENSIONS</b> |          |   |   |    |    |    |  |
|   |   | <b>W</b>                  | <b>D</b>                | <b>H</b> | <b>W</b>               | <b>D</b> | <b>H</b> | <b>W</b>               | <b>H</b> |   |   |    |    |    |  |
|   |   | 53                        | 28.7                    | 50       | -                      | -        | -        | -                      | -        |   |   |    |    |    |  |
|   |   |                           | <b>RTA 00</b>           |          |                        |          |          |                        |          |   |   |    |    |    |  |
|  <p><b>Square Table Block - No Power</b><br/>COM Yardage: N/A<br/>Freight Class: 250<br/>Product Weight (lbs.): 32<br/>Cubic Feet Per Carton: 12.04</p>           | <p>Freestanding Table.<br/>Seating not included.<br/>Includes 2 brackets and screws</p> | <b>BRTS2424B</b>          | 619                     | -        | -                      | -        | -        | -                      | -        | - | - | -  | -  | -  |  |
|   |   | <b>OVERALL DIMENSIONS</b> |                         |          | <b>SEAT DIMENSIONS</b> |          |          | <b>BACK DIMENSIONS</b> |          |   |   |    |    |    |  |
|   |   | <b>W</b>                  | <b>D</b>                | <b>H</b> | <b>W</b>               | <b>D</b> | <b>H</b> | <b>W</b>               | <b>H</b> |   |   |    |    |    |  |
|   |   | 24                        | 24                      | 25       | -                      | -        | -        | -                      | -        |   |   |    |    |    |  |
|   |   |                           | <b>RTA 00</b>           |          |                        |          |          |                        |          |   |   |    |    |    |  |
|  <p><b>Square Table Block w/ Center Power</b><br/>COM Yardage: N/A<br/>Freight Class: 125<br/>Product Weight (lbs.): 59.30<br/>Cubic Feet Per Carton: 8.33</p>   | <p>Freestanding Table.<br/>Seating not included.<br/>Includes 2 brackets and screws</p> | <b>BRTS2424BP</b>         | 619                     | -        | -                      | -        | -        | -                      | -        | - | - | -  | -  | -  |  |
|   |   | <b>OVERALL DIMENSIONS</b> |                         |          | <b>SEAT DIMENSIONS</b> |          |          | <b>BACK DIMENSIONS</b> |          |   |   |    |    |    |  |
|   |   | <b>W</b>                  | <b>D</b>                | <b>H</b> | <b>W</b>               | <b>D</b> | <b>H</b> | <b>W</b>               | <b>H</b> |   |   |    |    |    |  |
|   |   | 24                        | 24                      | 25       | -                      | -        | -        | -                      | -        |   |   |    |    |    |  |
|   |   |                           | <b>RTA 00</b>           |          |                        |          |          |                        |          |   |   |    |    |    |  |
|  <p><b>Square Table Block Ganging Bracket Kit</b><br/>COM Yardage: N/A<br/>Freight Class: 70<br/>Product Weight (lbs.): 0.05<br/>Cubic Feet Per Carton: 0.01</p> | <p>Includes 2 brackets and screws.<br/>Black Only.</p>                                  | <b>BRTSTBG</b>            | 47                      | -        | -                      | -        | -        | -                      | -        | - | - | -  | -  | -  |  |
|   |   | <b>OVERALL DIMENSIONS</b> |                         |          | <b>SEAT DIMENSIONS</b> |          |          | <b>BACK DIMENSIONS</b> |          |   |   |    |    |    |  |
|   |   | <b>W</b>                  | <b>D</b>                | <b>H</b> | <b>W</b>               | <b>D</b> | <b>H</b> | <b>W</b>               | <b>H</b> |   |   |    |    |    |  |
|   |   | 2.5                       | 5                       | 1.1      | -                      | -        | -        | -                      | -        |   |   |    |    |    |  |
|   |   |                           | <b>RTA 00</b>           |          |                        |          |          |                        |          |   |   |    |    |    |  |



| DESCRIPTION  | FEATURES   | MODEL#   | STANDARD TEXTILE GRADES |   |                    |                 |   |                 |   |   |                 |    |    |    |   |   |   |   |   |   |    |   |    |   |   |   |   |   |                      |
|--|--|--|-------------------------|---|--------------------|-----------------|---|-----------------|---|---|-----------------|----|----|----|---|---|---|---|---|---|----|---|----|---|---|---|---|---|----------------------|
|  |  |  | 1                       | 2 | 3                  | 4               | 5 | 6               | 7 | 8 | 9               | 10 | 11 | 12 |   |   |   |   |   |   |    |   |    |   |   |   |   |   |                      |
|  <p><b>Inline 6" Table Block w/ Front Power &amp; Tablet Arm</b><br/>                     COM Yardage: N/A<br/>                     Freight Class: 92.50<br/>                     Product Weight (lbs.): 24.30<br/>                     Cubic Feet Per Carton: 2.08</p> | <p>Must use with seating.<br/>                     Seating not included.<br/>                     Includes 2 brackets and screws</p> | <b>BRTS2406BPT</b>   | 1627                    | - | -                  | -               | - | -               | - | - | -               | -  | -  | -  |   |   |   |   |   |   |    |   |    |   |   |   |   |   |                      |
|  |  | <table border="1"> <thead> <tr> <th colspan="3">OVERALL DIMENSIONS</th> <th colspan="3">SEAT DIMENSIONS</th> <th colspan="2">BACK DIMENSIONS</th> </tr> <tr> <th>W</th> <th>D</th> <th>H</th> <th>W</th> <th>D</th> <th>H</th> <th>W</th> <th>H</th> </tr> </thead> <tbody> <tr> <td>24</td> <td>6</td> <td>25</td> <td>-</td> <td>-</td> <td>-</td> <td>-</td> <td>-</td> </tr> </tbody> </table> |                         |   | OVERALL DIMENSIONS |                 |   | SEAT DIMENSIONS |   |   | BACK DIMENSIONS |    | W  | D  | H | W | D | H | W | H | 24 | 6 | 25 | - | - | - | - | - | <p><b>RTA 00</b></p> |
| OVERALL DIMENSIONS   |  |  | SEAT DIMENSIONS         |   |                    | BACK DIMENSIONS |   |                 |   |   |                 |    |    |    |   |   |   |   |   |   |    |   |    |   |   |   |   |   |                      |
| W  | D  | H  | W                       | D | H                  | W               | H |                 |   |   |                 |    |    |    |   |   |   |   |   |   |    |   |    |   |   |   |   |   |                      |
| 24   | 6  | 25   | -                       | - | -                  | -               | - |                 |   |   |                 |    |    |    |   |   |   |   |   |   |    |   |    |   |   |   |   |   |                      |

CALIDON



**GC36305**  
Wood Lounge Single Seat, Open Arms



**GC36301**  
Wood Guest Single Seat, Open Arms



**GC36308**  
Wood Lounge Single Seat, Closed Arms



For Calidon tables, see page 274

EXAMPLE CALIDON ORDER CODE:

|                   |                  |              |                   |
|-------------------|------------------|--------------|-------------------|
| GC36308           | PU75             | AAM          | NBS               |
| Model #           | Textile          | Frame Finish | Sealed Back Seams |
| NSS               | NB               | NM           | SRT               |
| Sealed Seat Seams | Moisture Barrier | Glides       | Power             |

STANDARD FEATURES

- Calidon series consists of wood frame guest, lounge, bariatric and bench seating. Freestanding and tandem/bridge tables also available to complement the line.
- Calidon is designed for the rigors of high use environments. Lounge units include metal frame supports.
- The seating in this series is available to specify with two textiles, one for the seat cushion and one for the back and arms (see model image).
- For pricing, start with the base price and add both back/arms graded textile upcharge and the seat graded textile upcharge.
- Frame design features a wall saver leg to prevent back contact and damage to walls.
- All guest and lounge chairs feature a clean out between seat and back, replaceable seat cushions and tall legs for ease of cleaning.
- Lounge chairs with closed arms are fully upholstered.
- For added comfort, seats are standard with high density Ultracell foam.
- Active weight capacity up to 400 lbs/seat for standard seating; up to 600 lbs for bariatric seating.
- For healthcare textiles, visit the website at [globalfurnituregroup.com](http://globalfurnituregroup.com).
- Textiles with a minimum of 100,000 double rubs must be specified to meet Global's 24/7 warranty coverage.
- Can be upholstered in standard Global textiles if Healthcare 24/7 warranty compliance is not required.
- For alternate textile applications, contact Global specials. The Blended Textile matrix does not apply to this series.
- Shipped fully assembled.

OPTIONAL FEATURES

- Guest chair models can be specified with urethane or Corian armcaps, securely fastened with metal-to-metal connectors, allowing for field replacement if required. Armcaps cannot be retrofitted in the field on units with no existing armcaps.
- Lounge seating with closed arms can be specified with a tamperproof power/USB unit, which includes one AC outlet, two 10 watt USB ports, and a 10 ft long, three-prong power cord. The power unit is black with matching face plate and cord. Power is factory installed and must be specified at time of order. Add \$237 each. Power locations vary by model. See power location diagram.
- For moisture barrier on seat, specify (MB). Upcharges vary, see model.
- To add sealed seams, specify (SBS) for seat back and arms and/or (SSS) for seat. Upcharges vary, see model.
- A tamperproof power unit is available to specify in various locations on closed arm lounge models only. See diagrams.

SUGGESTED APPLICATIONS

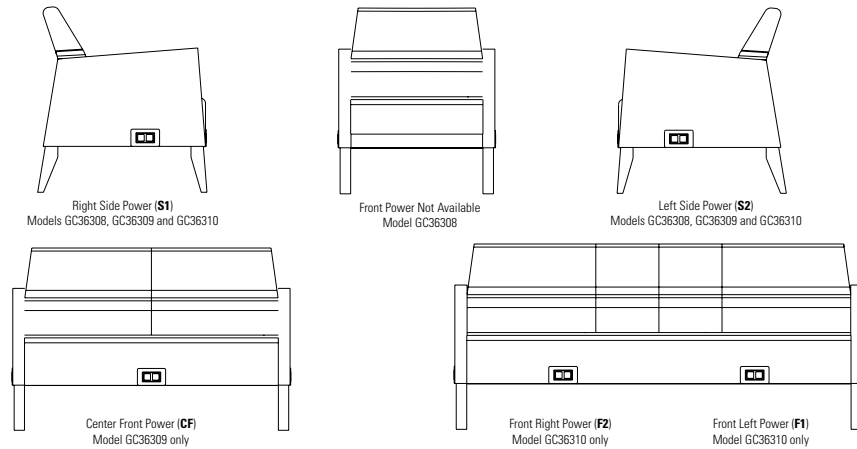
- Guest seating
- Lobby/Lounge
- Treatment/Exam rooms




Please add option codes in the following order:

- **Model number**  
**GC36301 to GC36303** Guest chairs  
**GC36304** Bariatric guest chair  
**GC36305 to GC36307** Lounge, open arms  
**GC36308 to GC36310** Lounge, closed arms  
**GC36311 to GC36313** Benches  
**GC36318 to GC36321** Tandem/bridge tables  
 For Calidon tables, refer to 72
- **Back/Arm Textile**  
Specify textile code. See model grade upcharges.
- **Seat Textile**  
Specify textile code. See model grade upcharges.
- **Armcap option** (guest chairs only)  
**(FNA)** No armcaps  
**(FAC)** With armcaps. Upcharges vary, see model.
- **Frame finish**  
**(AAM)** Absolute                      **(MWM)** Medium Walnut  
**(CJM)** Charcoal Java              **(ASM)** Night  
**(ACM)** Cherry                        **(NBM)** Noce Biondo  
**(EMM)** Empire Mahogany       **(NGM)** Noce Grigio  
**(EOM)** English Oak                **(NEM)** Noce Leggero  
**(ECM)** Espresso Cafe            **(NMM)** Noce Medio  
**(TFM)** Fruitwood                   **(SBM)** Sandy Beach  
**(HGM)** Grey                         **(SKM)** Shaker Cherry  
**(HOM)** Harvest Oak               **(SOM)** Silver Oak  
**(AHM)** Honey                        **(TWM)** Walnut  
**(JOM)** Jet Onyx                    **(WTM)** WC Cream  
**(LHM)** Light Honey               **(WHM)** White  
**(TMM)** Mahogany                 **(WCM)** Winter Cherry  
**(AVM)** Maple
- **Armcap finish** (guest chairs only with **FAC**)  
**(SSU)** Self-skinned urethane armcaps. Upcharges vary, see model.  
**(BLK)** Black  
**(KAL)** Kalua  
**(LAB)** Latte  
**(J52)** Mocha  
**(SHW)** Shadow  
**(TOA)** Toast  
**(CO)** Solid Surface. Upcharges vary, see model.  
**(GWH)** Glacier White
- **Sealed Back Seams** (Contact Customer Care for approved textiles.)  
**(NBS)** No sealed back seams  
**(SBS)** Sealed back seams. Upcharges vary, see model.
- **Sealed Seat Seams** (Contact Customer Care for approved textiles.)  
**(NSS)** No sealed seat seams  
**(SSS)** Sealed seat seams. Upcharges vary, see model.
- **Glides**  
**(NM)** Non-marking  
**(NS)** Non-slip  
 Guest single seat, bariatric and lounge chairs, add \$29.  
 Guest two seater, Add \$44.  
 Guest three seater, add \$56.
- **Moisture Barrier** (seat only) (Not available with Sealed Seams)  
**(NB)** No moisture barrier  
**(MB)** Moisture barrier. Upcharges vary, see model.
- **Power/USB unit position** (closed arm, lounge models only). Add \$237.  
**(NPM)** No power  
**(TPM)** Tamperproof power unit  
**(J)** Black  
**(SRT)** Side right  
**(SLT)** Side left  
**(FLT)** Front left (three seater only)  
**(FRT)** Front right (three seater only)  
**(CRF)** Center front (two seater only)  
**(SLR)** Side left and right. Add \$472.  
**(FLR)** Front left and right. Add \$472.






# LOUNGE






## POWER LOCATION DIAGRAM



| DESCRIPTION  | MODEL#/ FEATURES  | STANDARD TEXTILE GRADES   |       |        |                        |        |        |                        |        |         |         |         |         |
|--|---|---------------------------|-------|--------|------------------------|--------|--------|------------------------|--------|---------|---------|---------|---------|
|  |   | 1/COM                     | 2     | 3      | 4                      | 5      | 6      | 7                      | 8      | 9       | 10      | 11      | 12      |
|  <p><b>Wood Guest Single Seat, Open Arms</b><br/>COM Yardage: Back: 0.9; Seat: 1<br/>Freight Class: 250<br/>Product Weight (lbs.): 38<br/>Cubic Feet Per Carton: 16.5</p>                       | <p><b>GC36301</b> Base Price: \$1195</p> <p>Back upcharge:</p> <p>Seat upcharge:</p> <p>Active weight 400 lbs.</p>      |                           |       |        |                        |        |        |                        |        |         |         |         |         |
|  |   | +0                        | +\$29 | +\$52  | +\$85                  | +\$132 | +\$152 | +\$192                 | +\$256 | +\$304  | +\$356  | +\$465  | +\$579  |
|  |   | +0                        | +\$32 | +\$57  | +\$94                  | +\$146 | +\$168 | +\$213                 | +\$284 | +\$337  | +\$395  | +\$516  | +\$643  |
|  |   | <b>OVERALL DIMENSIONS</b> |       |        | <b>SEAT DIMENSIONS</b> |        |        | <b>BACK DIMENSIONS</b> |        |         |         |         |         |
|  |   | W                         | D     | H      | W                      | D      | H      | W                      | H      |         |         |         |         |
|  |   | 23.5                      | 26.5  | 34.5   | 21.5                   | 18     | 18     | 21.5                   | 16.5   |         |         |         |         |
| <p>Add \$453 for Corian® armcaps<br/>Add \$127 for SSU armcaps<br/>Add \$126 for (MB)<br/>Add \$27 for (SSS), \$38 for (SBS)</p>   |   |                           |       |        |                        |        |        |                        |        |         |         |         |         |
|  <p><b>Wood Guest Two Seater, Full Center Arm, Open Arms</b><br/>COM Yardage: Back: 1.8; Seat: 2<br/>Freight Class: 250<br/>Product Weight (lbs.): 68<br/>Cubic Feet Per Carton: 31.75</p>    | <p><b>GC36302</b> Base Price: \$2211</p> <p>Back upcharge:</p> <p>Seat upcharge:</p> <p>Active weight 400 lbs./seat</p> |                           |       |        |                        |        |        |                        |        |         |         |         |         |
|  |   | +0                        | +\$58 | +\$103 | +\$170                 | +\$263 | +\$303 | +\$384                 | +\$512 | +\$607  | +\$711  | +\$929  | +\$1158 |
|  |   | +0                        | +\$64 | +\$114 | +\$188                 | +\$292 | +\$336 | +\$426                 | +\$568 | +\$674  | +\$790  | +\$1032 | +\$1286 |
|  |   | <b>OVERALL DIMENSIONS</b> |       |        | <b>SEAT DIMENSIONS</b> |        |        | <b>BACK DIMENSIONS</b> |        |         |         |         |         |
|  |   | W                         | D     | H      | W                      | D      | H      | W                      | H      |         |         |         |         |
|  |   | 46                        | 26.5  | 34.5   | 21.5                   | 18     | 18     | 21.5                   | 16.5   |         |         |         |         |
| <p>Add \$678 for Corian® armcaps<br/>Add \$189 for SSU armcaps<br/>Add \$250 for (MB)<br/>Add \$53 for (SSS), \$75 for (SBS)</p>   |   |                           |       |        |                        |        |        |                        |        |         |         |         |         |
|  <p><b>Wood Guest Three Seater, Full Center Arms, Open Arms</b><br/>COM Yardage: Back: 2.7; Seat: 3<br/>Freight Class: 250<br/>Product Weight (lbs.): 101<br/>Cubic Feet Per Carton: 47.5</p> | <p><b>GC36303</b> Base Price: \$3255</p> <p>Back upcharge:</p> <p>Seat upcharge:</p> <p>Active weight 400 lbs./seat</p> |                           |       |        |                        |        |        |                        |        |         |         |         |         |
|  |   | +0                        | +\$87 | +\$154 | +\$254                 | +\$395 | +\$454 | +\$576                 | +\$767 | +\$910  | +\$1067 | +\$1394 | +\$1737 |
|  |   | +0                        | +\$96 | +\$171 | +\$282                 | +\$438 | +\$504 | +\$639                 | +\$852 | +\$1011 | +\$1185 | +\$1548 | +\$1929 |
|  |   | <b>OVERALL DIMENSIONS</b> |       |        | <b>SEAT DIMENSIONS</b> |        |        | <b>BACK DIMENSIONS</b> |        |         |         |         |         |
|  |   | W                         | D     | H      | W                      | D      | H      | W                      | H      |         |         |         |         |
|  |   | 68                        | 26.5  | 34.5   | 21.5                   | 18     | 18     | 21.5                   | 16.5   |         |         |         |         |
| <p>Add \$903 for Corian® armcaps<br/>Add \$253 for SSU armcaps<br/>Add \$373 for (MB)<br/>Add \$79 for (SSS), \$112 for (SBS)</p>  |   |                           |       |        |                        |        |        |                        |        |         |         |         |         |



| DESCRIPTION  | MODEL#/ FEATURES   | STANDARD TEXTILE GRADES   |       |        |                        |        |        |                        |        |        |         |         |         |
|--|--|---------------------------|-------|--------|------------------------|--------|--------|------------------------|--------|--------|---------|---------|---------|
|  |  | 1/COM                     | 2     | 3      | 4                      | 5      | 6      | 7                      | 8      | 9      | 10      | 11      | 12      |
|  <p><b>Wood Guest Bariatric Chair, Open Arms</b><br/>COM Yardage: Back: 1.25; Seat: 1.25<br/>Freight Class: 250<br/>Product Weight (lbs.): 55<br/>Cubic Feet Per Carton: 22.25</p>      | <b>GC36304</b> Base Price:   | \$1827                    |       |        |                        |        |        |                        |        |        |         |         |         |
|  | Back upcharge:   | +0                        | +\$40 | +\$72  | +\$118                 | +\$183 | +\$210 | +\$267                 | +\$355 | +\$422 | +\$494  | +\$645  | +\$804  |
|  | Seat upcharge:   | +0                        | +\$40 | +\$72  | +\$118                 | +\$183 | +\$210 | +\$267                 | +\$355 | +\$422 | +\$494  | +\$645  | +\$804  |
|  | Active weight 600 lbs.   | <b>OVERALL DIMENSIONS</b> |       |        | <b>SEAT DIMENSIONS</b> |        |        | <b>BACK DIMENSIONS</b> |        |        |         |         |         |
|  |  | W                         | D     | H      | W                      | D      | H      | W                      | H      |        |         |         |         |
|  | 32.75  | 26.5                      | 34.5  | 31     | 18                     | 18     | 30.5   | 16.5                   |        |        |         |         |         |
|  | Add \$903 for Corian® armcaps<br>Add \$253 for SSU armcaps<br>Add \$187 for (MB)<br>Add \$27 for (SSS), \$44 for (SBS) |                           |       |        |                        |        |        |                        |        |        |         |         |         |
|  <p><b>Wood Lounge Single Seat, Open Arms</b><br/>COM Yardage: Back: 1.25; Seat: 1.25<br/>Freight Class: 250<br/>Product Weight (lbs.): 49<br/>Cubic Feet Per Carton: 18.25</p>         | <b>GC36305</b> Base Price:   | \$1670                    |       |        |                        |        |        |                        |        |        |         |         |         |
|  | Back upcharge:   | +0                        | +\$40 | +\$72  | +\$118                 | +\$183 | +\$210 | +\$267                 | +\$355 | +\$422 | +\$494  | +\$645  | +\$804  |
|  | Seat upcharge:   | +0                        | +\$40 | +\$72  | +\$118                 | +\$183 | +\$210 | +\$267                 | +\$355 | +\$422 | +\$494  | +\$645  | +\$804  |
|  | Active weight 400 lbs.   | <b>OVERALL DIMENSIONS</b> |       |        | <b>SEAT DIMENSIONS</b> |        |        | <b>BACK DIMENSIONS</b> |        |        |         |         |         |
|  |  | W                         | D     | H      | W                      | D      | H      | W                      | H      |        |         |         |         |
|  | 25.75  | 29.5                      | 32.5  | 24     | 21                     | 16     | 23.5   | 16.5                   |        |        |         |         |         |
|  | Add \$126 for (MB)<br>Add \$33 for (SSS), \$45 for (SBS)   |                           |       |        |                        |        |        |                        |        |        |         |         |         |
|  <p><b>Wood Lounge Two Seater, Open Arms</b><br/>COM Yardage: Back: 1.75; Seat: 2.25<br/>Freight Class: 250<br/>Product Weight (lbs.): 77<br/>Cubic Feet Per Carton: 32.75</p>         | <b>GC36306</b> Base Price:   | \$2348                    |       |        |                        |        |        |                        |        |        |         |         |         |
|  | Back upcharge:   | +0                        | +\$56 | +\$100 | +\$165                 | +\$256 | +\$294 | +\$373                 | +\$497 | +\$590 | +\$692  | +\$903  | +\$1126 |
|  | Seat upcharge:   | +0                        | +\$72 | +\$129 | +\$212                 | +\$329 | +\$378 | +\$480                 | +\$639 | +\$759 | +\$889  | +\$1161 | +\$1447 |
|  | Active weight 400 lbs./seat  | <b>OVERALL DIMENSIONS</b> |       |        | <b>SEAT DIMENSIONS</b> |        |        | <b>BACK DIMENSIONS</b> |        |        |         |         |         |
|  |  | W                         | D     | H      | W                      | D      | H      | W                      | H      |        |         |         |         |
|  | 47.5   | 29.5                      | 32.5  | 45     | 21                     | 16     | 44.5   | 16.5                   |        |        |         |         |         |
|  | Add \$250 for (MB)<br>Add \$48 for (SSS), \$63 for (SBS)   |                           |       |        |                        |        |        |                        |        |        |         |         |         |
|  <p><b>Wood Lounge Three Seater, Open Arms</b><br/>COM Yardage: Back: 2.5; Seat: 2.75<br/>Freight Class: 250<br/>Product Weight (lbs.): 109<br/>Cubic Feet Per Carton: 50.75</p>      | <b>GC36307</b> Base Price:   | \$2936                    |       |        |                        |        |        |                        |        |        |         |         |         |
|  | Back upcharge:   | +0                        | +\$80 | +\$143 | +\$235                 | +\$365 | +\$420 | +\$533                 | +\$710 | +\$843 | +\$988  | +\$1290 | +\$1608 |
|  | Seat upcharge:   | +0                        | +\$88 | +\$157 | +\$259                 | +\$402 | +\$462 | +\$586                 | +\$781 | +\$927 | +\$1087 | +\$1419 | +\$1769 |
|  | Active weight 400 lbs./seat  | <b>OVERALL DIMENSIONS</b> |       |        | <b>SEAT DIMENSIONS</b> |        |        | <b>BACK DIMENSIONS</b> |        |        |         |         |         |
|  |  | W                         | D     | H      | W                      | D      | H      | W                      | H      |        |         |         |         |
|  | 70.5   | 29.5                      | 32.5  | 68     | 21                     | 16     | 67.5   | 16.5                   |        |        |         |         |         |
|  | Add \$373 for (MB)<br>Add \$63 for (SSS), \$80 for (SBS)   |                           |       |        |                        |        |        |                        |        |        |         |         |         |
|  <p><b>Wood Lounge Single Seat, Closed Arms</b><br/>COM Yardage: Back/Arm: 2.75; Seat: 1.25<br/>Freight Class: 250<br/>Product Weight (lbs.): 58<br/>Cubic Feet Per Carton: 18.75</p> | <b>GC36308</b> Base Price:   | \$1893                    |       |        |                        |        |        |                        |        |        |         |         |         |
|  | Back/Arm upcharge:   | +0                        | +\$88 | +\$157 | +\$259                 | +\$402 | +\$462 | +\$586                 | +\$781 | +\$927 | +\$1087 | +\$1419 | +\$1769 |
|  | Seat upcharge:   | +0                        | +\$40 | +\$72  | +\$118                 | +\$183 | +\$210 | +\$267                 | +\$355 | +\$422 | +\$494  | +\$645  | +\$804  |
|  | Active weight 400 lbs.   | <b>OVERALL DIMENSIONS</b> |       |        | <b>SEAT DIMENSIONS</b> |        |        | <b>BACK DIMENSIONS</b> |        |        |         |         |         |
|  |  | W                         | D     | H      | W                      | D      | H      | W                      | H      |        |         |         |         |
|  | 27.5   | 29.5                      | 33.5  | 24     | 21                     | 16     | 23.5   | 17.5                   |        |        |         |         |         |
|  | Add \$126 for (MB)<br>Add \$36 for (SSS), \$143 for (SBS)<br>Power/USB unit available.                                 |                           |       |        |                        |        |        |                        |        |        |         |         |         |

| DESCRIPTION   | MODEL#/ FEATURES   | STANDARD TEXTILE GRADES   |      |      |                 |       |    |                 |      |   |    |    |    |  |  |  |  |
|---|--|---|------|------|-----------------|-------|----|-----------------|------|---|----|----|----|--|--|--|--|
|   |  | 1/COM   | 2    | 3    | 4               | 5     | 6  | 7               | 8    | 9 | 10 | 11 | 12 |  |  |  |  |
|  <p><b>Wood Lounge Two Seater, Closed Arms</b><br/>COM Yardage: Back/Arm: 3.5; Seat: 2.25<br/>Freight Class: 250<br/>Product Weight (lbs.): 89<br/>Cubic Feet Per Carton: 33.75</p>  | <p><b>GC36309</b> Base Price: \$2545<br/>Back/Arm upcharge: +0<br/>Seat upcharge: +0<br/>Active weight 400 lbs./seat</p> |   |      |      |                 |       |    |                 |      |   |    |    |    |  |  |  |  |
|   |  | <p>Add \$250 for (MB)<br/>Add \$52 for (SSS), \$160 for (SBS)<br/>Power/USB unit available.</p> |      |      |                 |       |    |                 |      |   |    |    |    |  |  |  |  |
|   |  | OVERALL DIMENSIONS  |      |      | SEAT DIMENSIONS |       |    | BACK DIMENSIONS |      |   |    |    |    |  |  |  |  |
|   |  | W   | D    | H    | W               | D     | H  | W               | H    |   |    |    |    |  |  |  |  |
|   |  | 49.5  | 29.5 | 33.5 | 44.5            | 18    | 16 | 45.5            | 17.5 |   |    |    |    |  |  |  |  |
|  <p><b>Wood Lounge Three Seater, Closed Arms</b><br/>COM Yardage: Back/Arm: 4.25; Seat: 2.75<br/>Freight Class: 250<br/>Product Weight (lbs.): 123<br/>Cubic Feet Per Carton: 52</p> | <p><b>GC36310</b> Base Price: \$3196<br/>Back/Arm upcharge: +0<br/>Seat upcharge: +0<br/>Active weight 400 lbs./seat</p> |   |      |      |                 |       |    |                 |      |   |    |    |    |  |  |  |  |
|   |  | <p>Add \$373 for (MB)<br/>Add \$86 for (SSS), \$179 for (SBS)<br/>Power/USB unit available.</p> |      |      |                 |       |    |                 |      |   |    |    |    |  |  |  |  |
|   |  | OVERALL DIMENSIONS  |      |      | SEAT DIMENSIONS |       |    | BACK DIMENSIONS |      |   |    |    |    |  |  |  |  |
|   |  | W   | D    | H    | W               | D     | H  | W               | H    |   |    |    |    |  |  |  |  |
|   |  | 71.5  | 29.5 | 33.5 | 66.5            | 18    | 16 | 67.5            | 17.5 |   |    |    |    |  |  |  |  |
|  <p><b>Single Seat Bench</b><br/>COM Yardage: 1<br/>Freight Class: 150<br/>Product Weight (lbs.): 41<br/>Cubic Feet Per Carton: 10</p>  | <p><b>GC36311</b> Base Price: \$1279<br/>Seat upcharge: +0<br/>Active weight 400 lbs.</p>                                |   |      |      |                 |       |    |                 |      |   |    |    |    |  |  |  |  |
|   |  | <p>Add \$126 for (MB)<br/>Add \$31 for (SSS)</p>  |      |      |                 |       |    |                 |      |   |    |    |    |  |  |  |  |
|   |  | OVERALL DIMENSIONS  |      |      | SEAT DIMENSIONS |       |    | BACK DIMENSIONS |      |   |    |    |    |  |  |  |  |
|   |  | W   | D    | H    | W               | D     | H  | W               | H    |   |    |    |    |  |  |  |  |
|   |  | 24  | 28   | 18   | 24              | 26.75 | 18 |                 |      |   |    |    |    |  |  |  |  |
|  <p><b>Two Seat Bench</b><br/>COM Yardage: 2<br/>Freight Class: 250<br/>Product Weight (lbs.): 61<br/>Cubic Feet Per Carton: 18.75</p>   | <p><b>GC36312</b> Base Price: \$2023<br/>Seat upcharge: +0<br/>Active weight 400 lbs./seat</p>                           |   |      |      |                 |       |    |                 |      |   |    |    |    |  |  |  |  |
|   |  | <p>Add \$250 for (MB)<br/>Add \$61 for (SSS)</p>  |      |      |                 |       |    |                 |      |   |    |    |    |  |  |  |  |
|   |  | OVERALL DIMENSIONS  |      |      | SEAT DIMENSIONS |       |    | BACK DIMENSIONS |      |   |    |    |    |  |  |  |  |
|   |  | W   | D    | H    | W               | D     | H  | W               | H    |   |    |    |    |  |  |  |  |
|   |  | 48  | 28   | 18   | 48              | 26.75 | 18 |                 |      |   |    |    |    |  |  |  |  |
|  <p><b>Three Seat Bench</b><br/>COM Yardage: 3<br/>Freight Class: 250<br/>Product Weight (lbs.): 97<br/>Cubic Feet Per Carton: 27.75</p>   | <p><b>GC36313</b> Base Price: \$2414<br/>Seat upcharge: +0<br/>Active weight 400 lbs./seat</p>                           |   |      |      |                 |       |    |                 |      |   |    |    |    |  |  |  |  |
|   |  | <p>Add \$373 for (MB)<br/>Add \$89 for (SSS)</p>  |      |      |                 |       |    |                 |      |   |    |    |    |  |  |  |  |
|   |  | OVERALL DIMENSIONS  |      |      | SEAT DIMENSIONS |       |    | BACK DIMENSIONS |      |   |    |    |    |  |  |  |  |
|   |  | W   | D    | H    | W               | D     | H  | W               | H    |   |    |    |    |  |  |  |  |
|   |  | 72  | 28   | 18   | 72              | 26.75 | 18 |                 |      |   |    |    |    |  |  |  |  |

CALIDON TABLES



Square end table - 22"  
GC36314



Rectangular Coffee Table  
GC36317



Tandem Side Table, Right  
GC36319R

EXAMPLE CALIDON TABLE ORDER CODE:

|          |              |                 |       |
|----------|--------------|-----------------|-------|
| GC36319R | -HP          | -ACJ            | -CNT  |
| Model #  | Top material | Laminate finish | Power |

TABLE TOP FINISHES:

Thermally fused laminate (LP):

- Absolute Acajou (ACJ)
- Asian Night (ASN)
- Avant Cherry (AWC)
- Avant Honey (AWH)
- Black (BLK)
- Brushed Cobalt (BRC)
- Clear Maple (CMB)
- Dark Espresso (DES)
- Designer White (DWT)
- Hayden Grey (HGT)
- Noce Biondo (NBL)
- Noce Grigio (NGL)
- Noce Leggero (NEL)
- Noce Medio (NML)
- Quartered Mahogany (QTM)
- Tiger Fruitwood (TFW)
- Tiger Walnut (TWL)
- Walnut Heights (WHE)
- White Chocolate (WHC)
- Winter Cherry (WCR)

High pressure laminate (HP):

- Absolute Acajou (ACJ)
- Asian Night (ASN)
- Avant Cherry (AWC)
- Avant Honey (AWH)
- Black (BLK)
- Brushed Cobalt (BRC)
- Clear Maple (CMB)
- Dark Espresso (DES)
- Designer White (DWT)
- Hayden Grey (HGT)
- Noce Biondo (NBL)
- Noce Grigio (NGL)
- Noce Leggero (NEL)
- Noce Medio (NML)
- Quartered Mahogany (QTM)
- Tiger Fruitwood (TFW)
- Tiger Walnut (TWL)
- Walnut Heights (WHE)
- White Chocolate (WHC)
- Winter Cherry (WCR)

Corian Solid Surface (CO):

- Glacier White (GLW)

TABLE STANDARD FEATURES

- A variety of wood leg tables are available. The wood legs/frames are specifiable in the same wood seating finishes.
- Table tops are 1" thick, available in thermally fused laminate (LP), high pressure laminate (HP), and Corian® solid surface (CO). Upcharges vary, see model for pricing.
- Laminate top tables include color coordinating vinyl edge band.
- Tandem/bridge table models (GC36318 to GC36321) connect to guest seating only and include ganging brackets.
- Tandem tables are specified left or right, as seated.

TABLE OPTIONAL FEATURES

- A tamperproof tabletop power unit may be specified on laminate top, tandem and square end tables only. Specify **CNT**. Add **\$358**. The power unit is located centered 1.5" from the edge of the surface. See power location diagrams for reference.

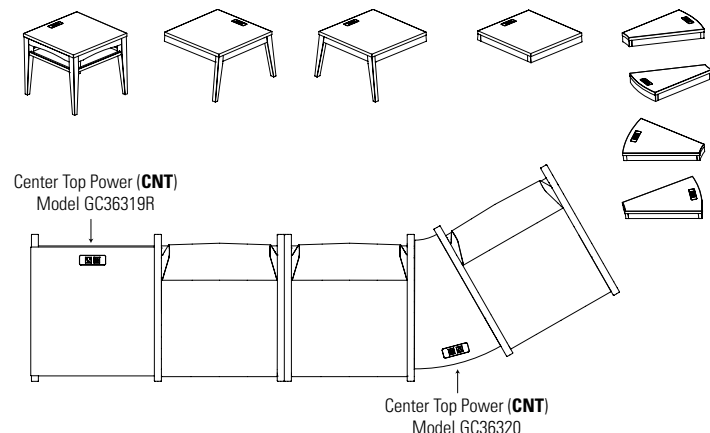
SUGGESTED APPLICATIONS

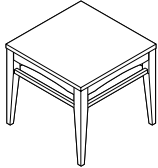
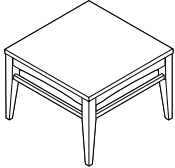
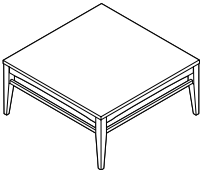
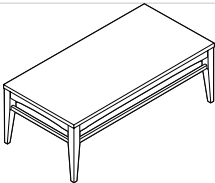
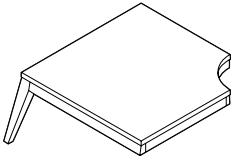
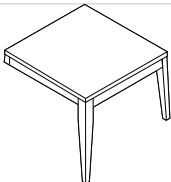
- Lounge/Lobby
- Patient rooms
- Resident rooms
- Private office

Please add option codes in the following order:

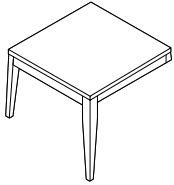
- **Table model number**  
GC36314 to GC36317 Freestanding tables  
GC36318 to GC36321 Tandem/bridge tables  
For Calidon seating, refer to 68.
- **Top Material (tables)**  
(LP) Thermally fused laminate. Specify finish - See LP finishes.  
(HP) High pressure laminate. Upcharges vary - see model. Specify finish - see HP finishes.  
(CO) Solid surface. Upcharges vary - see model. Glacier White (GWH) finish only.
- **Leg finish**  
(AAM) Absolute (MWM) Medium Walnut  
(CJM) Charcoal Java (ASM) Night  
(ACM) Cherry (NBM) Noce Biondo  
(EMM) Empire Mahogany (NGM) Noce Grigio  
(EOM) English Oak (NEM) Noce Leggero  
(ECM) Espresso Cafe (NMM) Noce Medio  
(TFM) Fruitwood (SBM) Sandy Beach  
(HGM) Grey (SKM) Shaker Cherry  
(HOM) Harvest Oak (SOM) Silver Oak  
(AHM) Honey (TWM) Walnut  
(JOM) Jet Onyx (WTM) WC Cream  
(LHM) Light Honey (WHM) White  
(TMM) Mahogany (WCM) Winter Cherry  
(AVM) Maple
- **Power/USB unit position** (tandem and square side tables with laminate tops only).  
(NPM) No power  
(CNT) Center top power. Jet Black. Add **\$358**.  
(RBP) Right back top power. Jet Black. Add **\$358**.  
(LBP) Left back top power. Jet Black. Add **\$358**.

POWER LOCATION DIAGRAM



| TABLES  | MODEL#   | DIMENSIONS            | FREIGHT CLASS | WT/LBS. | CUBIC FT. | LIST PRICE  |
|---|----------|-----------------------|---------------|---------|-----------|---|
|  <p><b>Square End Table - 22"</b></p>    | GC36314  | 22 x 22 x 20.25       | 150           | 36      | 7.75      | <b>\$826</b>  |
|   |          |                       |               |         |           | <ul style="list-style-type: none"> <li>• Pricing shown for a thermally fused laminate top (LP).</li> <li>• For a high pressure laminate top (HP), add <b>\$65</b>.</li> <li>• For a Corian solid surface top (CO), add <b>\$1210</b>.</li> </ul> <p>Coordinating edge on laminate surfaces with solid wood frame and legs. 1 per carton. Power/USB unit can be specified in the surface of laminate top tables (CNT). Add <b>\$358</b>.</p>   |
|  <p><b>Square Coffee Table - 24"</b></p> | GC36315  | 24 x 24 x 17.25       | 250           | 37      | 9.5       | <b>\$857</b>  |
|   |          |                       |               |         |           | <ul style="list-style-type: none"> <li>• Pricing shown for a thermally fused laminate top (LP).</li> <li>• For a high pressure laminate top (HP), add <b>\$65</b>.</li> <li>• For a Corian solid surface top (CO), add <b>\$1372</b>.</li> </ul> <p>Coordinating edge on laminate surfaces with solid wood frame and legs. 1 per carton.</p>  |
|  <p><b>Square Coffee Table - 36"</b></p> | GC36316  | 36 x 36 x 17.25       | 250           | 65      | 18.25     | <b>\$1025</b>   |
|   |          |                       |               |         |           | <ul style="list-style-type: none"> <li>• Pricing shown for a thermally fused laminate top (LP).</li> <li>• For a high pressure laminate top (HP), add <b>\$140</b>.</li> <li>• For a Corian solid surface top (CO), add <b>\$3088</b>.</li> </ul> <p>Coordinating edge on laminate surfaces with solid wood frame and legs. 1 per carton.</p>   |
|  <p><b>Rectangular Coffee Table</b></p> | GC36317  | 24 x 48 x 17.25       | 250           | 56      | 16.5      | <b>\$1123</b>   |
|   |          |                       |               |         |           | <ul style="list-style-type: none"> <li>• Pricing shown for a thermally fused laminate top (LP).</li> <li>• For a high pressure laminate top (HP), add <b>\$127</b>.</li> <li>• For a Corian solid surface top (CO), add <b>\$2781</b>.</li> </ul> <p>Coordinating edge on laminate surfaces with solid wood frame and legs. 1 per carton.</p>   |
|  <p><b>Corner Table, 90°</b></p>       | GC36318  | 31.25 x 31.25 x 15.75 | 250           | 46      | 14.5      | <b>\$1025</b>   |
|   |          |                       |               |         |           | <ul style="list-style-type: none"> <li>• Pricing shown for a thermally fused laminate top (LP).</li> <li>• For a high pressure laminate top (HP), add <b>\$104</b>.</li> <li>• For a Corian solid surface top (CO), add <b>\$2630</b>.</li> </ul> <p>Coordinating edge on laminate surfaces with solid wood frame and legs. Must be connected between two guest chairs. Includes two sets of U-channel connectors and hardware. 1 per carton. Power/USB unit can be specified in the surface of laminate top tables (RBP) or (LBP). Add <b>\$358</b>. See power location diagram for placement.</p> |
|  <p><b>Tandem Side Table, Left</b></p> | GC36319L | 26.5 x 22.25 x 15.75  | 250           | 20      | 6.75      | <b>\$715</b>  |
|   |          |                       |               |         |           | <ul style="list-style-type: none"> <li>• Pricing shown for a thermally fused laminate top (LP).</li> <li>• For a high pressure laminate top (HP), add <b>\$65</b>.</li> <li>• For a Corian solid surface top (CO), add <b>\$1304</b>.</li> </ul> <p>Coordinating edge on laminate surfaces with solid wood frame and legs. Must be connected to a guest chair. Includes one set of U-channel connectors and hardware. 1 per carton. Power/USB unit can be specified in the surface of laminate top tables (CNT). Add <b>\$358</b>.</p>  |

| TABLES | MODEL# | DIMENSIONS | FREIGHT CLASS | WT/LBS. | CUBIC FT. | LIST PRICE |
|--------|--------|------------|---------------|---------|-----------|------------|
|--------|--------|------------|---------------|---------|-----------|------------|

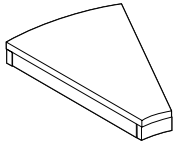


**Tandem Side Table, Right**

|          |                      |     |    |      |              |
|----------|----------------------|-----|----|------|--------------|
| GC36319R | 26.5 x 22.25 x 15.75 | 250 | 20 | 6.75 | <b>\$715</b> |
|----------|----------------------|-----|----|------|--------------|

- Pricing shown for a thermally fused laminate top (LP).
- For a high pressure laminate top (HP), add **\$65**.
- For a Corian solid surface top (CO), add **\$1304**.

Coordinating edge on laminate surfaces with solid wood frame and legs. Must be connected to a guest chair. Includes one set of U-channel connectors and hardware. 1 per carton. Power/USB unit can be specified in the surface of laminate top tables (CNT). Add **\$358**.

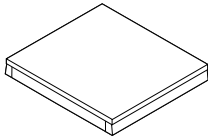


**Corner Table, 30 Degree**

|         |                  |      |    |     |              |
|---------|------------------|------|----|-----|--------------|
| GC36320 | 22.5 x 15.75 x 3 | 92.5 | 16 | 1.5 | <b>\$563</b> |
|---------|------------------|------|----|-----|--------------|

- Pricing shown for a thermally fused laminate top (LP).
- For a high pressure laminate top (HP), add **\$65**.
- For a Corian solid surface top (CO), add **\$1029**.

Coordinating edge on laminate surfaces with solid wood frame and legs. Must be connected between two guest chairs. Includes two sets of U-channel connectors and hardware. 1 per carton. Power/USB unit can be specified in the surface of laminate top tables (CNT). Add **\$358**.

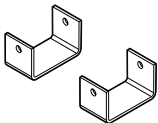


**In-Line Table, Square**

|         |               |      |    |     |              |
|---------|---------------|------|----|-----|--------------|
| GC36321 | 21 x 23.5 x 3 | 92.5 | 20 | 1.9 | <b>\$597</b> |
|---------|---------------|------|----|-----|--------------|

- Pricing shown for a thermally fused laminate top (LP).
- For a high pressure laminate top (HP), add **\$65**.
- For a Corian solid surface top (CO), add **\$1240**.

Coordinating edge on laminate surfaces with solid wood frame and legs. Must be connected between two guest chairs. Includes two sets of U-channel connectors and hardware. 1 per carton. Power/USB unit can be specified in the surface of laminate top tables (CNT). Add **\$358**.



**U-Channel (set of 2)**

|         |                   |    |      |      |             |
|---------|-------------------|----|------|------|-------------|
| GC36322 | 2.87 x 1.5 x 1.62 | 70 | 0.75 | 0.03 | <b>\$48</b> |
|---------|-------------------|----|------|------|-------------|

Includes hardware. 4 sets per carton.

CAMINO



models shown: 5471-CP Lounge Chair, 5475-W End Table, 5472-CP Two Seat Sofa.



model 5471-CP



model 5476-W





model 5485-W

STANDARD FEATURES


- A transitional soft seating series composed of one, two and three seat units. The series also offers tables with coordinating details and finishes.
- Frame is a heavy duty, interlocking plywood, puzzle box construction suitable for public environments.
- The soft seating leg system utilizes a continuous visible frame between the front and rear leg. Each leg frame is bolted directly to the sofa frame with large bolts to provide a very durable leg construction.
- Legs are equipped with translucent non marking glides as standard. Suitable for both carpet and hard surface flooring.
- Seating features as standard, decorative double stitch detail, which make seams lay flat and add extra seam strength.
- Cushions are highly resilient foam and seats are equipped with a synthetic rubberized sheet webbing suspension system for extra comfort. Cushions are fixed and non-removable.
- Tables are made with a choice of tops: Genuine Wood tops (**W**) with a reverse beveled edge, Thermally Fused Laminate tops (**LP**) with matching PVC edging or High Pressure Laminate top (**HP**) with matching PVC edging. Custom high pressure laminate finishes will be considered upon requested.
- Regardless of top chosen all tables have wood aprons and a unique tapered leg design.
- Some table assembly required, see RTA code with each item below.
- Measurement shown for weight is for one unit, measurement for volume is per carton.
- Check textile availability prior to specifying upholstery material.

OPTIONAL FEATURES

- Optional cushions and arms can have tailored piping details.
- For piping made in fabric matching the rest of the upholstery fabric please use **MP** models (matching piping after the model number). This is no upcharge.
- For contrast piping made in a fabric that does not match the rest of the upholstery fabric, you can specify any grade 1 or 2 upholstery material for this purpose, please see model numbers ending in **CP** which reflect the appropriate upcharge.
- For contrast piping in a fabric higher than grade 2, you must ask for a special quotation. Per unit price will vary depending on the number of units being ordered.
- Seating unit and tables come with a choice of wood legs or a polished cast aluminum. The table leg finishes coordinate with the legs on the soft seating units.
- Seating and tables with polished aluminum legs are shown as separate skus.
- Tops finishes coordinate with the laminate finishes for Global Desking and wood seating finishes. Specify laminate finishes from the Adaptabilities or Zira sections of the price list.
- Wood legs for seating are available in select Global wood seating finishes - see seating finishes. Only finishes ending in **"M"** are available for this series.

| DESCRIPTION   | FEATURES                                     | MODEL#                    | STANDARD TEXTILE GRADES |          |                        |          |          |                        |          |      |      |      |      |      |
|---|--|---------------------------|-------------------------|----------|------------------------|----------|----------|------------------------|----------|------|------|------|------|------|
|   |  |                           | 1                       | 2        | 3                      | 4        | 5        | 6                      | 7        | 8    | 9    | 10   | 11   | 12   |
|  <p><b>Lounge Chair w/ Wood Legs</b><br/>COM Yardage: 4<br/>Freight Class: 250<br/>Product Weight (lbs.): 60<br/>Cubic Feet Per Carton: 19.25</p>              | No Piping.                                   | <b>5471</b>               | 2626                    | 2782     | 2903                   | 3082     | 3340     | 3459                   | 3694     | 4064 | 4348 | 4668 | 5321 | 6018 |
|   |  | <b>OVERALL DIMENSIONS</b> |                         |          | <b>SEAT DIMENSIONS</b> |          |          | <b>BACK DIMENSIONS</b> |          |      |      |      |      |      |
|   |  | <b>W</b>                  | <b>D</b>                | <b>H</b> | <b>W</b>               | <b>D</b> | <b>H</b> | <b>W</b>               | <b>H</b> |      |      |      |      |      |
|   |  | 29.5                      | 29                      | 30.5     | 21                     | 19.5     | 18       | 20                     | 11.5     |      |      |      |      |      |
|   |  | <b>RTA.00</b>             |                         |          |                        |          |          |                        |          |      |      |      |      |      |
|  <p><b>Lounge Chair w/ Wood Legs &amp; Piping</b><br/>COM Yardage: 4<br/>Freight Class: 250<br/>Product Weight (lbs.): 60<br/>Cubic Feet Per Carton: 19.25</p> | CP = Contrast Piping<br>MP = Matching Piping | <b>5471-CP</b>            | 2827                    | 2983     | 3104                   | 3283     | 3541     | 3660                   | 3895     | 4265 | 4549 | 4869 | 5522 | 6219 |
|   |  | <b>5471-MP</b>            | 2626                    | 2782     | 2903                   | 3082     | 3340     | 3459                   | 3694     | 4064 | 4348 | 4668 | 5321 | 6018 |
|   |  | <b>OVERALL DIMENSIONS</b> |                         |          | <b>SEAT DIMENSIONS</b> |          |          | <b>BACK DIMENSIONS</b> |          |      |      |      |      |      |
|   |  | <b>W</b>                  | <b>D</b>                | <b>H</b> | <b>W</b>               | <b>D</b> | <b>H</b> | <b>W</b>               | <b>H</b> |      |      |      |      |      |
|   |  |                           | 29.5                    | 29       | 30.5                   | 21       | 19.5     | 18                     | 20       | 11.5 |      |      |      |      |
|   |  | <b>RTA.00</b>             |                         |          |                        |          |          |                        |          |      |      |      |      |      |

| DESCRIPTION | FEATURES | MODEL# | STANDARD TEXTILE GRADES |   |   |   |   |   |   |   |   |    |    |    |
|-------------|----------|--------|-------------------------|---|---|---|---|---|---|---|---|----|----|----|
|             |          |        | 1                       | 2 | 3 | 4 | 5 | 6 | 7 | 8 | 9 | 10 | 11 | 12 |



**Two Seat Sofa w/ Wood Legs**  
 COM Yardage: 5.75  
 Freight Class: 250  
 Product Weight (lbs.): 84  
 Cubic Feet Per Carton: 36


No Piping.

|             |      |      |      |      |      |      |      |      |      |      |      |      |
|-------------|------|------|------|------|------|------|------|------|------|------|------|------|
| <b>5472</b> | 3721 | 3943 | 4115 | 4375 | 4744 | 4916 | 5252 | 5785 | 6194 | 6652 | 7591 | 8596 |
|-------------|------|------|------|------|------|------|------|------|------|------|------|------|

| OVERALL DIMENSIONS |   |   | SEAT DIMENSIONS |   |   | BACK DIMENSIONS |   |
|--------------------|---|---|-----------------|---|---|-----------------|---|
| W                  | D | H | W               | D | H | W               | H |

|    |    |      |    |      |    |    |      |
|----|----|------|----|------|----|----|------|
| 51 | 29 | 30.5 | 42 | 19.5 | 18 | 41 | 11.5 |
|----|----|------|----|------|----|----|------|

RTA 00



**Two Seat Sofa w/ Wood Legs**  
 COM Yardage: 5.75  
 Freight Class: 250  
 Product Weight (lbs.): 84  
 Cubic Feet Per Carton: 36


CP = Contrast Piping  
 MP = Matching Piping

|                |      |      |      |      |      |      |      |      |      |      |      |      |
|----------------|------|------|------|------|------|------|------|------|------|------|------|------|
| <b>5472-CP</b> | 3987 | 4209 | 4381 | 4641 | 5010 | 5182 | 5518 | 6051 | 6460 | 6918 | 7857 | 8862 |
| <b>5472-MP</b> | 3721 | 3943 | 4115 | 4375 | 4744 | 4916 | 5252 | 5785 | 6194 | 6652 | 7591 | 8596 |

| OVERALL DIMENSIONS |   |   | SEAT DIMENSIONS |   |   | BACK DIMENSIONS |   |
|--------------------|---|---|-----------------|---|---|-----------------|---|
| W                  | D | H | W               | D | H | W               | H |

|    |    |      |    |      |    |    |      |
|----|----|------|----|------|----|----|------|
| 51 | 29 | 30.5 | 42 | 19.5 | 18 | 41 | 11.5 |
|----|----|------|----|------|----|----|------|

RTA 00



**Three Seat Sofa w/ Wood Legs**  
 COM Yardage: 7.5  
 Freight Class: 250  
 Product Weight (lbs.): 110  
 Cubic Feet Per Carton: 50.25


No Piping.

|             |      |      |      |      |      |      |      |      |      |      |      |       |
|-------------|------|------|------|------|------|------|------|------|------|------|------|-------|
| <b>5473</b> | 4816 | 5103 | 5327 | 5669 | 6148 | 6375 | 6811 | 7506 | 8044 | 8638 | 9865 | 11173 |
|-------------|------|------|------|------|------|------|------|------|------|------|------|-------|

| OVERALL DIMENSIONS |   |   | SEAT DIMENSIONS |   |   | BACK DIMENSIONS |   |
|--------------------|---|---|-----------------|---|---|-----------------|---|
| W                  | D | H | W               | D | H | W               | H |

|    |    |      |    |      |    |    |      |
|----|----|------|----|------|----|----|------|
| 71 | 29 | 30.5 | 63 | 19.5 | 18 | 62 | 11.5 |
|----|----|------|----|------|----|----|------|

RTA 00



**Three Seat Sofa w/ Wood Legs**  
 COM Yardage: 7.5  
 Freight Class: 250  
 Product Weight (lbs.): 110  
 Cubic Feet Per Carton: 50.25


CP = Contrast Piping  
 MP = Matching Piping

|                |      |      |      |      |      |      |      |      |      |      |       |       |
|----------------|------|------|------|------|------|------|------|------|------|------|-------|-------|
| <b>5473-CP</b> | 5147 | 5433 | 5659 | 6000 | 6479 | 6706 | 7143 | 7837 | 8375 | 8969 | 10196 | 11504 |
| <b>5473-MP</b> | 4816 | 5103 | 5327 | 5669 | 6148 | 6375 | 6811 | 7506 | 8044 | 8638 | 9865  | 11173 |

| OVERALL DIMENSIONS |   |   | SEAT DIMENSIONS |   |   | BACK DIMENSIONS |   |
|--------------------|---|---|-----------------|---|---|-----------------|---|
| W                  | D | H | W               | D | H | W               | H |

|    |    |      |    |      |    |    |      |
|----|----|------|----|------|----|----|------|
| 71 | 29 | 30.5 | 63 | 19.5 | 18 | 62 | 11.5 |
|----|----|------|----|------|----|----|------|

RTA 00



**Coffee Table - 22" x 48" Rectangular w/Wood Legs**  
 COM Yardage: N/A  
 Freight Class: 92.5  
 Product Weight (lbs.): 40  
 Cubic Feet Per Carton: 4






|                |      |   |   |   |   |   |   |   |   |   |   |   |
|----------------|------|---|---|---|---|---|---|---|---|---|---|---|
| <b>5474-LP</b> | 2030 | - | - | - | - | - | - | - | - | - | - | - |
| <b>5474-HP</b> | 2177 | - | - | - | - | - | - | - | - | - | - | - |
| <b>5474-W</b>  | 2619 | - | - | - | - | - | - | - | - | - | - | - |

LP = Laminate Top HP = High Pressure Laminate Top W = Wood Top






| OVERALL DIMENSIONS |   |   | SEAT DIMENSIONS |   |   | BACK DIMENSIONS |   |
|--------------------|---|---|-----------------|---|---|-----------------|---|
| W                  | D | H | W               | D | H | W               | H |




|    |    |      |   |   |   |   |   |
|----|----|------|---|---|---|---|---|
| 22 | 48 | 17.5 | - | - | - | - | - |
|----|----|------|---|---|---|---|---|

RTA 8

| DESCRIPTION  | FEATURES   | MODEL# | STANDARD TEXTILE GRADES |                    |      |      |                 |      |      |                 |      |      |      |    |  |
|--|--|--------|-------------------------|--------------------|------|------|-----------------|------|------|-----------------|------|------|------|----|--|
|  |  |        | 1                       | 2                  | 3    | 4    | 5               | 6    | 7    | 8               | 9    | 10   | 11   | 12 |  |
|  <p><b>End Table - 21"x 21" Square w/Wood Legs</b><br/>                     COM Yardage: N/A<br/>                     Freight Class: 100<br/>                     Product Weight (lbs.): 20<br/>                     Cubic Feet Per Carton: 2.1</p> |  |        | 1                       | 2                  | 3    | 4    | 5               | 6    | 7    | 8               | 9    | 10   | 11   | 12 |  |
|  | 5475-LP  | 1511   | -                       | -                  | -    | -    | -               | -    | -    | -               | -    | -    | -    | -  |  |
|  | 5475-HP  | 1662   | -                       | -                  | -    | -    | -               | -    | -    | -               | -    | -    | -    | -  |  |
|  | 5475-W   | 1830   | -                       | -                  | -    | -    | -               | -    | -    | -               | -    | -    | -    | -  |  |
|  | LP = Laminate Top HP = High Pressure Laminate Top W = Wood Top |        |                         | OVERALL DIMENSIONS |      |      | SEAT DIMENSIONS |      |      | BACK DIMENSIONS |      |      |      |    |  |
|  | W  | D      | H                       | W                  | D    | H    | W               | H    |      |                 |      |      |      |    |  |
|  | 21   | 21     | 17.5                    | -                  | -    | -    | -               | -    |      |                 |      |      |      |    |  |
|  | <b>RTA 8</b>   |        |                         |                    |      |      |                 |      |      |                 |      |      |      |    |  |
|  <p><b>End Table - 24" Round w/Wood Legs</b><br/>                     COM Yardage: N/A<br/>                     Freight Class: 92.5<br/>                     Product Weight (lbs.): 21<br/>                     Cubic Feet Per Carton: 2.1</p>      |  |        | 1                       | 2                  | 3    | 4    | 5               | 6    | 7    | 8               | 9    | 10   | 11   | 12 |  |
|  | 5476-LP  | 1563   | -                       | -                  | -    | -    | -               | -    | -    | -               | -    | -    | -    | -  |  |
|  | 5476-HP  | 1716   | -                       | -                  | -    | -    | -               | -    | -    | -               | -    | -    | -    | -  |  |
|  | 5476-W   | 1988   | -                       | -                  | -    | -    | -               | -    | -    | -               | -    | -    | -    | -  |  |
|  | LP = Laminate Top HP = High Pressure Laminate Top W = Wood Top |        |                         | OVERALL DIMENSIONS |      |      | SEAT DIMENSIONS |      |      | BACK DIMENSIONS |      |      |      |    |  |
|  | W  | D      | H                       | W                  | D    | H    | W               | H    |      |                 |      |      |      |    |  |
|  | 24   | 24     | 17.5                    | -                  | -    | -    | -               | -    |      |                 |      |      |      |    |  |
|  | <b>RTA 8</b>   |        |                         |                    |      |      |                 |      |      |                 |      |      |      |    |  |
|  <p><b>Coffee Table - 32" Round w/Wood Legs</b><br/>                     COM Yardage: N/A<br/>                     Freight Class: 125<br/>                     Product Weight (lbs.): 35<br/>                     Cubic Feet Per Carton: 4.4</p>   |  |        | 1                       | 2                  | 3    | 4    | 5               | 6    | 7    | 8               | 9    | 10   | 11   | 12 |  |
|  | 5477-LP  | 2361   | -                       | -                  | -    | -    | -               | -    | -    | -               | -    | -    | -    | -  |  |
|  | 5477-HP  | 2510   | -                       | -                  | -    | -    | -               | -    | -    | -               | -    | -    | -    | -  |  |
|  | 5477-W   | 2985   | -                       | -                  | -    | -    | -               | -    | -    | -               | -    | -    | -    | -  |  |
|  | LP = Laminate Top HP = High Pressure Laminate Top W = Wood Top |        |                         | OVERALL DIMENSIONS |      |      | SEAT DIMENSIONS |      |      | BACK DIMENSIONS |      |      |      |    |  |
|  | W  | D      | H                       | W                  | D    | H    | W               | H    |      |                 |      |      |      |    |  |
|  | 32   | 32     | 17.5                    | -                  | -    | -    | -               | -    |      |                 |      |      |      |    |  |
|  | <b>RTA 8</b>   |        |                         |                    |      |      |                 |      |      |                 |      |      |      |    |  |
|  <p><b>Lounge Chair w/Aluminum Legs</b><br/>                     COM Yardage: 4<br/>                     Freight Class: 250<br/>                     Product Weight (lbs.): 62<br/>                     Cubic Feet Per Carton: 19.25</p>          |  |        | 1                       | 2                  | 3    | 4    | 5               | 6    | 7    | 8               | 9    | 10   | 11   | 12 |  |
|  | 5481   | 2626   | 2782                    | 2903               | 3082 | 3340 | 3459            | 3694 | 4064 | 4348            | 4668 | 5321 | 6018 |    |  |
|  | No Piping.   |        |                         | OVERALL DIMENSIONS |      |      | SEAT DIMENSIONS |      |      | BACK DIMENSIONS |      |      |      |    |  |
|  |  | W      | D                       | H                  | W    | D    | H               | W    | H    |                 |      |      |      |    |  |
|  |  | 29.5   | 29                      | 30.5               | 21   | 19.5 | 18              | 20   | 11.5 |                 |      |      |      |    |  |
|  | <b>RTA 00</b>  |        |                         |                    |      |      |                 |      |      |                 |      |      |      |    |  |
|  <p><b>Lounge Chair w/Aluminum Legs</b><br/>                     COM Yardage: 4<br/>                     Freight Class: 250<br/>                     Product Weight (lbs.): 62<br/>                     Cubic Feet Per Carton: 19.25</p>          |  |        | 1                       | 2                  | 3    | 4    | 5               | 6    | 7    | 8               | 9    | 10   | 11   | 12 |  |
|  | 5481-CP  | 2827   | 2983                    | 3104               | 3283 | 3541 | 3660            | 3895 | 4265 | 4549            | 4869 | 5522 | 6219 |    |  |
|  | 5481-MP  | 2626   | 2782                    | 2903               | 3082 | 3340 | 3459            | 3694 | 4064 | 4348            | 4668 | 5321 | 6018 |    |  |
|  | CP = Contrast Piping.<br>MP = Matching Piping.                 |        |                         | OVERALL DIMENSIONS |      |      | SEAT DIMENSIONS |      |      | BACK DIMENSIONS |      |      |      |    |  |
|  |  | W      | D                       | H                  | W    | D    | H               | W    | H    |                 |      |      |      |    |  |
|  | 29.5   | 29     | 30.5                    | 21                 | 19.5 | 18   | 20              | 11.5 |      |                 |      |      |      |    |  |
|  | <b>RTA 00</b>  |        |                         |                    |      |      |                 |      |      |                 |      |      |      |    |  |



| DESCRIPTION  | FEATURES                                       | MODEL#  | STANDARD TEXTILE GRADES   |          |          |                        |          |          |                        |          |      |       |       |       |
|--|--|---|---------------------------|----------|----------|------------------------|----------|----------|------------------------|----------|------|-------|-------|-------|
|  |  |   | 1                         | 2        | 3        | 4                      | 5        | 6        | 7                      | 8        | 9    | 10    | 11    | 12    |
|  <p><b>Two Seat Sofa w/ Aluminum Legs</b><br/>COM Yardage: 5.75<br/>Freight Class: 250<br/>Product Weight (lbs.): 86<br/>Cubic Feet Per Carton: 36</p>                        | No Piping.                                     | <b>5482</b>                                       | 3721                      | 3943     | 4115     | 4375                   | 4744     | 4916     | 5252                   | 5785     | 6194 | 6652  | 7591  | 8596  |
|  |  |   | <b>OVERALL DIMENSIONS</b> |          |          | <b>SEAT DIMENSIONS</b> |          |          | <b>BACK DIMENSIONS</b> |          |      |       |       |       |
|  |  |   | <b>W</b>                  | <b>D</b> | <b>H</b> | <b>W</b>               | <b>D</b> | <b>H</b> | <b>W</b>               | <b>H</b> |      |       |       |       |
|  |  |   | 51                        | 29       | 30.5     | 42                     | 19.5     | 18       | 41                     | 11.5     |      |       |       |       |
|  |  |   | <b>RTA 00</b>             |          |          |                        |          |          |                        |          |      |       |       |       |
|  <p><b>Two Seat Sofa w/ Aluminum Legs</b><br/>COM Yardage: 5.75<br/>Freight Class: 250<br/>Product Weight (lbs.): 86<br/>Cubic Feet Per Carton: 36</p>                        | CP = Contrast Piping.<br>MP = Matching Piping. | <b>5482-CP</b><br><b>5482-MP</b>                  | 3987                      | 4209     | 4381     | 4209                   | 4381     | 4641     | 5010                   | 5182     | 5518 | 6051  | 6460  | 8862  |
|  |  |   | <b>OVERALL DIMENSIONS</b> |          |          | <b>SEAT DIMENSIONS</b> |          |          | <b>BACK DIMENSIONS</b> |          |      |       |       |       |
|  |  |   | <b>W</b>                  | <b>D</b> | <b>H</b> | <b>W</b>               | <b>D</b> | <b>H</b> | <b>W</b>               | <b>H</b> |      |       |       |       |
|  |  |   | 51                        | 29       | 30.5     | 42                     | 19.5     | 18       | 41                     | 11.5     |      |       |       |       |
|  |  |   | <b>RTA 00</b>             |          |          |                        |          |          |                        |          |      |       |       |       |
|  <p><b>Three Seat Sofa w/ Aluminum Legs</b><br/>COM Yardage: 7.5<br/>Freight Class: 250<br/>Product Weight (lbs.): 112<br/>Cubic Feet Per Carton: 50.25</p>                   | No Piping.                                     | <b>5483</b>                                       | 4816                      | 5103     | 5327     | 5103                   | 6148     | 6375     | 6811                   | 7506     | 8044 | 8638  | 9865  | 11173 |
|  |  |   | <b>OVERALL DIMENSIONS</b> |          |          | <b>SEAT DIMENSIONS</b> |          |          | <b>BACK DIMENSIONS</b> |          |      |       |       |       |
|  |  |   | <b>W</b>                  | <b>D</b> | <b>H</b> | <b>W</b>               | <b>D</b> | <b>H</b> | <b>W</b>               | <b>H</b> |      |       |       |       |
|  |  |   | 71                        | 29       | 30.5     | 63                     | 19.5     | 18       | 62                     | 11.5     |      |       |       |       |
|  |  |   | <b>RTA 00</b>             |          |          |                        |          |          |                        |          |      |       |       |       |
|  <p><b>Three Seat Sofa w/Aluminum Legs</b><br/>COM Yardage: 7.5<br/>Freight Class: 250<br/>Product Weight (lbs.): 112<br/>Cubic Feet Per Carton: 50.25</p>                  | CP = Contrast Piping.<br>MP = Matching Piping. | <b>5483-CP</b><br><b>5483-MP</b>                  | 5147                      | 5434     | 5659     | 6000                   | 6479     | 6706     | 7143                   | 7837     | 8375 | 11504 | 10196 | 11504 |
|  |  |   | <b>OVERALL DIMENSIONS</b> |          |          | <b>SEAT DIMENSIONS</b> |          |          | <b>BACK DIMENSIONS</b> |          |      |       |       |       |
|  |  |   | <b>W</b>                  | <b>D</b> | <b>H</b> | <b>W</b>               | <b>D</b> | <b>H</b> | <b>W</b>               | <b>H</b> |      |       |       |       |
|  |  |   | 30.5                      | 29       | 30.5     | 63                     | 19.5     | 18       | 62                     | 11.5     |      |       |       |       |
|  |  |   | <b>RTA 00</b>             |          |          |                        |          |          |                        |          |      |       |       |       |
|  <p><b>Coffee Table - 22" x 48" Rectangular w/Aluminum Legs</b><br/>COM Yardage: N/A<br/>Freight Class: 92.5<br/>Product Weight (lbs.): 46<br/>Cubic Feet Per Carton: 4</p> |  | <b>5484-LP</b><br><b>5484-HP</b><br><b>5484-W</b> | 2142                      | -        | -        | -                      | -        | -        | -                      | -        | -    | -     | -     | -     |
|  |  |   | <b>OVERALL DIMENSIONS</b> |          |          | <b>SEAT DIMENSIONS</b> |          |          | <b>BACK DIMENSIONS</b> |          |      |       |       |       |
|  |  |   | <b>W</b>                  | <b>D</b> | <b>H</b> | <b>W</b>               | <b>D</b> | <b>H</b> | <b>W</b>               | <b>H</b> |      |       |       |       |
|  |  |   | 22                        | 48       | 17.5     | -                      | -        | -        | -                      | -        |      |       |       |       |
|  |  |   | <b>RTA 6</b>              |          |          |                        |          |          |                        |          |      |       |       |       |

| DESCRIPTION   | FEATURES   | MODEL# | STANDARD TEXTILE GRADES |                        |   |   |     |     |                        |                        |   |    |    |    |  |
|---|--|--------|-------------------------|------------------------|---|---|-----|-----|------------------------|------------------------|---|----|----|----|--|
|   |  |        | 1                       | 2                      | 3 | 4 | 5   | 6   | 7                      | 8                      | 9 | 10 | 11 | 12 |  |
|  <p><b>End Table - 21" x 21" Square w/Aluminum Legs</b><br/>                     COM Yardage: N/A<br/>                     Freight Class: 85<br/>                     Product Weight (lbs.): 26<br/>                     Cubic Feet Per Carton: 2.1</p> |  |        |                         |                        |   |   |     |     |                        |                        |   |    |    |    |  |
|   | 5485-LP  | 1623   | -                       | -                      | - | - | -   | -   | -                      | -                      | - | -  | -  | -  |  |
|   | 5485-HP  | 1774   | -                       | -                      | - | - | -   | -   | -                      | -                      | - | -  | -  | -  |  |
|   | 5485-W   | 1942   | -                       | -                      | - | - | -   | -   | -                      | -                      | - | -  | -  | -  |  |
|   | LP = Laminate Top HP = High Pressure Laminate Top W = Wood Top   |        |                         |                        |   |   |     |     |                        |                        |   |    |    |    |  |
|   | <b>OVERALL DIMENSIONS</b>  |        |                         | <b>SEAT DIMENSIONS</b> |   |   |     |     |                        | <b>BACK DIMENSIONS</b> |   |    |    |    |  |
|   | W D H  |        |                         | W D                    |   | H |     | W H |                        |                        |   |    |    |    |  |
|   | 21 21 17.5   |        |                         | -                      |   | - |     | -   |                        | -                      |   |    |    |    |  |
|   | <b>RTA 6</b>   |        |                         |                        |   |   |     |     |                        |                        |   |    |    |    |  |
|   |  <p><b>End Table - 24" Round w/Aluminum Legs</b><br/>                     COM Yardage: N/A<br/>                     Freight Class: 85<br/>                     Product Weight (lbs.): 27<br/>                     Cubic Feet Per Carton: 2.1</p> |        |                         |                        |   |   |     |     |                        |                        |   |    |    |    |  |
| 5486-LP   |  | 1676   | -                       | -                      | - | - | -   | -   | -                      | -                      | - | -  | -  | -  |  |
| 5486-HP   |  | 1827   | -                       | -                      | - | - | -   | -   | -                      | -                      | - | -  | -  | -  |  |
| 5486-W  |  | 2101   | -                       | -                      | - | - | -   | -   | -                      | -                      | - | -  | -  | -  |  |
| LP = Laminate Top HP = High Pressure Laminate Top W = Wood Top  |  |        |                         |                        |   |   |     |     |                        |                        |   |    |    |    |  |
| <b>OVERALL DIMENSIONS</b>   |  |        | <b>SEAT DIMENSIONS</b>  |                        |   |   |     |     | <b>BACK DIMENSIONS</b> |                        |   |    |    |    |  |
| W D H   |  |        | W D                     |                        | H |   | W H |     |                        |                        |   |    |    |    |  |
| 24 24 17.5  |  |        | -                       |                        | - |   | -   |     | -                      |                        |   |    |    |    |  |
| <b>RTA 6</b>  |  |        |                         |                        |   |   |     |     |                        |                        |   |    |    |    |  |
|  <p><b>Coffee Table - 32" Round w/Aluminum Legs</b><br/>                     COM Yardage: N/A<br/>                     Freight Class: 100<br/>                     Product Weight (lbs.): 41<br/>                     Cubic Feet Per Carton: 4.4</p>                 |  |        |                         |                        |   |   |     |     |                        |                        |   |    |    |    |  |
|   | 5487-LP  | 2473   | -                       | -                      | - | - | -   | -   | -                      | -                      | - | -  | -  | -  |  |
|   | 5487-HP  | 2623   | -                       | -                      | - | - | -   | -   | -                      | -                      | - | -  | -  | -  |  |
|   | 5487-W   | 3098   | -                       | -                      | - | - | -   | -   | -                      | -                      | - | -  | -  | -  |  |
|   | LP = Laminate Top HP = High Pressure Laminate Top W = Wood Top   |        |                         |                        |   |   |     |     |                        |                        |   |    |    |    |  |
|   | <b>OVERALL DIMENSIONS</b>  |        |                         | <b>SEAT DIMENSIONS</b> |   |   |     |     |                        | <b>BACK DIMENSIONS</b> |   |    |    |    |  |
|   | W D H  |        |                         | W D                    |   | H |     | W H |                        |                        |   |    |    |    |  |
|   | 32 32 17.5   |        |                         | -                      |   | - |     | -   |                        | -                      |   |    |    |    |  |
|   | <b>RTA 6</b>   |        |                         |                        |   |   |     |     |                        |                        |   |    |    |    |  |

CITI™



model 7875LTM (BK)      model 7889



Citi Modular Group & Tables - Shown in Tungsten



5" tubular metal leg (shown in Tungsten)      5" tapered wood leg (shown in Maple)

STANDARD FEATURES

- Fully upholstered contemporary design, complements the timeless decor of many offices. Proportions are compact, 31" deep, and work well in public spaces.
- All models have fixed, non-removable cushions.
- For increased durability with a softer sit, a highly resilient, high density Ultracell foam (UCO option is available. See upcharges.
- Arm height on all models is 25".
- Casters are not available on this series.
- Citi seating and table legs are 5" high tubular metal. Seating also available with wood, tapered, softened square legs.
- Citi table tops are available in either tempered glass or laminate.
- Laminate tablet seating models (TL suffix) are available specified as seated. Specify right (RTL) or left (LTL). The tablet is 0.75" thick with thermally fused laminate and measure 12"D x 16.5"W.
- Ganging brackets (7892) are sold separately.
- Ganging brackets are to be used on armless seating if interconnection to another armless seating unit is required. Bench and ottomans only gang to other benches/ottomans, cannot gang with seating units. Brackets come with a template for installation.
- Upholstery options: fabric, vinyl or leather. Starting at grade 5 pricing. Leather models feature a stitch detail across the seat and/or back cushions, if applicable.
- Combination fabric and leather models (ending in LF) are available. These models have fabric (or vinyl) on the shell of the chair with leather seat and back cushions. Reverse specification is not available (leather on the shell with fabric).

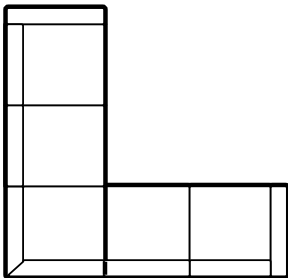
Add option codes in the following order:

- Model Number**  
Specify model number.

- Seat Foam Upgrade** (add option to end of model number)  
(RF) Standard Foam  
(UC) Soft Ultracell foam. For Lounge and corner chairs add \$137; Two Seat Sofas add \$269; Three Seat Sofas add \$403.
- Leg Type** (Lounge only)  
(MTL) Metal Legs  
(WDL) Wood Legs. Add \$315
- Leg Finish:**  
Metal leg finish (lounge and tables):  
(TBL) Black  
(TTU) Tungsten  
(CHM) Chrome. **Add \$110.**  
Wood leg finish (lounge only):  
(CHM) Chrome. **Add \$110.**  
(AAM) Absolute      (BKM) Black  
(ACM) Cherry      (EOM) English Oak  
(ECM) Espresso Cafe      (TFM) Fruitwood  
(HGM) Gray      (AHM) Honey  
(TMM) Mahogany      (AVM) Maple  
(MWM) Medium Walnut      (NLW) Natural Walnut  
(ASM) Night      (NBM) Noce Biondo  
(NGM) Noce Grigio      (NEM) Noce Leggero  
(NMM) Noce Medio      (SKM) Shaker Cherry  
(TWM) Walnut      (WTM) WC Cream  
(WHM) White      (WCM) Winter Cherry
- Glide Type** (wood legs)  
(NM) White, non-marking nylon glide for most surfaces  
(SG) Steel cushioned glide for carpeted surfaces. Add \$34.  
(RG) Non-slip rubber glide for most hard floor surfaces. Add \$34.  
(FG) Felt glide for most hard floor surfaces. Add \$34.
- Laminate Finish** (tables and tablets)  
(ACJ) Absolute Acajou      (NBL) Noce Biondo  
(ASN) Asian Night      (NGL) Noce Grigio  
(AWC) Avant Cherry      (NEL) Noce Leggero  
(AWH) Avant Honey      (NML) Noce Medio  
(BLK) Black      (QTM) Quartered Mahogany  
(BRC) Brushed Cobalt      (SOG) Storm Grey  
(CMB) Clear Maple      (WHE) Walnut Heights  
(DES) Dark Espresso      (WHC) White Chocolate  
(DWT) Designer White      (WGY) Willow Grey  
(HGT) Hayden Grey      (WCR) Winter Cherry

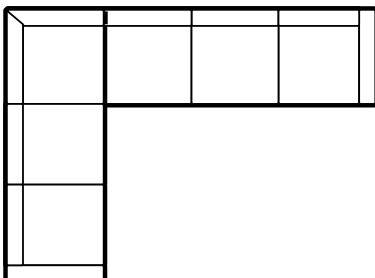
SAMPLE LAYOUTS

Layout A

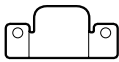




| Qty  | Model Number   | Description               | Dimensions      | List Price     |
|--|----------------|---------------------------|-----------------|----------------|
| 1  | <b>7890LNB</b> | Two Seat Sofa w/Left Arm  | 48 x 31 x 30.75 | 2133           |
| 1  | <b>7862</b>    | Corner Seat               | 37 x 37 x 31    | 2316           |
| 1  | <b>7890RNB</b> | Two Seat Sofa w/Right Arm | 48 x 31 x 30.75 | 2133           |
| 2  | <b>7892</b>    | Ganging Bracket           | 0.5 x 3.87 x 2  | 32             |
| <b>SAMPLE LAYOUT TOTAL IN STANDARD FEET FINISH</b> |                |                           |                 | <b>\$6,614</b> |

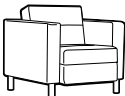
Layout B

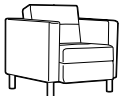


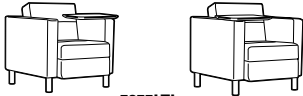
| Qty  | Model Number   | Description                | Dimensions      | List Price     |
|--|----------------|----------------------------|-----------------|----------------|
| 1  | <b>7890RNB</b> | Two Seat Sofa w/Right Arm  | 48 x 31 x 30.75 | 2133           |
| 1  | <b>7862</b>    | Corner Seat                | 37 x 37 x 31    | 2316           |
| 1  | <b>7891LNB</b> | Three Seat Sofa w/Left Arm | 77 x 31 x 30.75 | 2850           |
| 2  | <b>7892</b>    | Ganging Bracket            | 0.5 x 3.87 x 2  | 32 x 2         |
| <b>SAMPLE LAYOUT TOTAL IN STANDARD FEET FINISH</b> |                |                            |                 | <b>\$7,363</b> |


| DESCRIPTION  | FEATURES  | MODEL#                    | STANDARD TEXTILE GRADES  |          |                        |          |          |                        |          |   |   |    |    |    |
|--|---|---------------------------|--|----------|------------------------|----------|----------|------------------------|----------|---|---|----|----|----|
|  |   |                           | 1  | 2        | 3                      | 4        | 5        | 6                      | 7        | 8 | 9 | 10 | 11 | 12 |
|  <p><b>Ganging Bracket</b><br/>COM Yardage: N/a<br/>Freight Class: 70<br/>Product Weight (lbs.): 0.25<br/>Cubic Feet Per Carton: 0.01</p> | Kit includes 2 brackets, 4 screws and a template. | 7892                      | 32   | -        | -                      | -        | -        | -                      | -        | - | - | -  | -  |    |
|  |   | <b>OVERALL DIMENSIONS</b> |  |          | <b>SEAT DIMENSIONS</b> |          |          | <b>BACK DIMENSIONS</b> |          |   |   |    |    |    |
|  |   | <b>W</b>                  | <b>D</b>   | <b>H</b> | <b>W</b>               | <b>D</b> | <b>H</b> | <b>W</b>               | <b>H</b> |   |   |    |    |    |
|  |   | -                         | -  | -        | -                      | -        | -        | -                      | -        |   |   |    |    |    |
|  |   |                           | <div style="display: flex; align-items: center;"> <span style="border: 1px solid black; padding: 2px;">RTA 00</span>  </div> |          |                        |          |          |                        |          |   |   |    |    |    |

|   |          | MODEL#                                | STANDARD TEXTILE GRADES   |          |                        |          |          |                        |      |      |      |      |      |      |  |
|---|----------|---------------------------------------|---|----------|------------------------|----------|----------|------------------------|------|------|------|------|------|------|--|
|   |          |                                       | 1   | 2        | 3                      | 4        | 5        | 6                      | 7    | 8    | 9    | 10   | 11   | 12   |  |
|  <p><b>Corner Seat</b><br/>COM Yardage: 6.25<br/>Freight Class: 250<br/>Product Weight (lbs.): 65<br/>Cubic Feet Per Carton: 30.25</p> |          | 7862                                  | -   | -        | -                      | -        | 2316     | 2487                   | 2810 | 3390 | 3722 | 4257 | 5069 | 6036 |  |
|   |          | 7862LF                                | -   | -        | -                      | -        | 2871     | 3042                   | 3365 | 3945 | 4277 | 4812 | 5624 | 6590 |  |
|   |          | Fabric/vinyl shell + leather cushions |   |          |                        |          |          |                        |      |      |      |      |      |      |  |
|   |          | <b>OVERALL DIMENSIONS</b>             |   |          | <b>SEAT DIMENSIONS</b> |          |          | <b>BACK DIMENSIONS</b> |      |      |      |      |      |      |  |
| <b>W</b>  | <b>D</b> | <b>H</b>                              | <b>W</b>  | <b>D</b> | <b>H</b>               | <b>W</b> | <b>H</b> |                        |      |      |      |      |      |      |  |
| 37  | 37       | 30.75                                 | 26  | 26       | 17.5                   | 26       | 13.5     |                        |      |      |      |      |      |      |  |
|   |          |                                       | <div style="display: flex; align-items: center;"> <span style="border: 1px solid black; padding: 2px;">RTA 00</span> </div> |          |                        |          |          |                        |      |      |      |      |      |      |  |

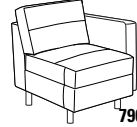
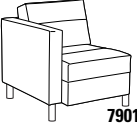
|   |  | MODEL#                    | STANDARD TEXTILE GRADES   |          |                        |          |          |                        |          |      |      |      |      |      |
|---|--|---------------------------|---|----------|------------------------|----------|----------|------------------------|----------|------|------|------|------|------|
|   |  |                           | 1   | 2        | 3                      | 4        | 5        | 6                      | 7        | 8    | 9    | 10   | 11   | 12   |
|  <p><b>Large Lounge Chair - for 6'+ Tall Users</b><br/>COM Yardage: 5.50<br/>Freight Class: 250<br/>Product Weight (lbs.): 70<br/>Cubic Feet Per Carton: 24.25</p> |  | 7864                      | -   | -        | -                      | -        | 2054     | -                      | -        | 2998 | 3291 | 3762 | 4476 | 5328 |
|   |  | <b>OVERALL DIMENSIONS</b> |   |          | <b>SEAT DIMENSIONS</b> |          |          | <b>BACK DIMENSIONS</b> |          |      |      |      |      |      |
|   |  | <b>W</b>                  | <b>D</b>  | <b>H</b> | <b>W</b>               | <b>D</b> | <b>H</b> | <b>W</b>               | <b>H</b> |      |      |      |      |      |
|   |  | 34                        | 33  | 30       | 23                     | 20       | 19       | 23                     | 13.5     |      |      |      |      |      |
|   |  |                           | <div style="display: flex; align-items: center;"> <span style="border: 1px solid black; padding: 2px;">RTA 00</span> </div> |          |                        |          |          |                        |          |      |      |      |      |      |

|  |          | MODEL#                                | STANDARD TEXTILE GRADES   |          |                        |          |          |                        |      |      |      |      |      |      |  |
|--|----------|---------------------------------------|---|----------|------------------------|----------|----------|------------------------|------|------|------|------|------|------|--|
|  |          |                                       | 1   | 2        | 3                      | 4        | 5        | 6                      | 7    | 8    | 9    | 10   | 11   | 12   |  |
|  <p><b>Lounge Chair</b><br/>COM Yardage: 4.5<br/>Freight Class: 250<br/>Product Weight (lbs.): 67<br/>Cubic Feet Per Carton: 21</p> |          | 7875                                  | -   | -        | -                      | -        | 1517     | 1646                   | 1885 | 2318 | 2562 | 2958 | 3559 | 4278 |  |
|  |          | 7875LF                                | -   | -        | -                      | -        | 1926     | 2055                   | 2299 | 2739 | 2987 | 3394 | 4010 | 4739 |  |
|  |          | Fabric/vinyl shell + leather cushions |   |          |                        |          |          |                        |      |      |      |      |      |      |  |
|  |          | <b>OVERALL DIMENSIONS</b>             |   |          | <b>SEAT DIMENSIONS</b> |          |          | <b>BACK DIMENSIONS</b> |      |      |      |      |      |      |  |
| <b>W</b>   | <b>D</b> | <b>H</b>                              | <b>W</b>  | <b>D</b> | <b>H</b>               | <b>W</b> | <b>H</b> |                        |      |      |      |      |      |      |  |
| 30   | 31       | 30                                    | 21  | 19.5     | 17.5                   | 21       | 12.5     |                        |      |      |      |      |      |      |  |
|  |          |                                       | <div style="display: flex; align-items: center;"> <span style="border: 1px solid black; padding: 2px;">RTA 00</span> </div> |          |                        |          |          |                        |      |      |      |      |      |      |  |

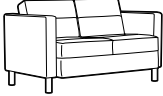
|  |          | MODEL#                                | STANDARD TEXTILE GRADES   |          |                        |          |          |                        |      |      |      |      |      |      |  |
|--|----------|---------------------------------------|---|----------|------------------------|----------|----------|------------------------|------|------|------|------|------|------|--|
|  |          |                                       | 1   | 2        | 3                      | 4        | 5        | 6                      | 7    | 8    | 9    | 10   | 11   | 12   |  |
|  <p><b>Lounge Chair w/Laminate Tablet</b><br/>COM Yardage: 4.5<br/>Freight Class: 250<br/>Product Weight (lbs.): 75<br/>Cubic Feet Per Carton: 22.5</p> |          | 7875LTL                               | -   | -        | -                      | -        | 2275     | 2405                   | 2651 | 3089 | 3338 | 3746 | 4360 | 5089 |  |
|  |          | 7875RTL                               | -   | -        | -                      | -        | 2514     | 2644                   | 2886 | 3327 | 3578 | 3982 | 4597 | 5328 |  |
|  |          | Fabric/vinyl shell + leather cushions |   |          |                        |          |          |                        |      |      |      |      |      |      |  |
|  |          | <b>OVERALL DIMENSIONS</b>             |   |          | <b>SEAT DIMENSIONS</b> |          |          | <b>BACK DIMENSIONS</b> |      |      |      |      |      |      |  |
| <b>W</b>   | <b>D</b> | <b>H</b>                              | <b>W</b>  | <b>D</b> | <b>H</b>               | <b>W</b> | <b>H</b> |                        |      |      |      |      |      |      |  |
| 31.5   | 33.5     | 33.5                                  | 21  | 19.5     | 17.5                   | 21       | 12.5     |                        |      |      |      |      |      |      |  |
|  |          |                                       | <div style="display: flex; align-items: center;"> <span style="border: 1px solid black; padding: 2px;">RTA 00</span> </div> |          |                        |          |          |                        |      |      |      |      |      |      |  |

| DESCRIPTION   | FEATURES | MODEL#      | STANDARD TEXTILE GRADES               |   |   |                        |      |      |                        |      |      |      |      |      |      |  |  |
|---|----------|-------------|---------------------------------------|---|---|------------------------|------|------|------------------------|------|------|------|------|------|------|--|--|
|   |          |             | 1                                     | 2 | 3 | 4                      | 5    | 6    | 7                      | 8    | 9    | 10   | 11   | 12   |      |  |  |
|  |          | <b>7895</b> | -                                     | - | - | -                      | 1519 | 1605 | 1758                   | 2037 | 2196 | 2453 | 2842 | 3307 |      |  |  |
|   |          |             | <b>7895LF</b>                         | - | - | -                      | -    | 1926 | 2012                   | 2165 | 2444 | 2603 | 2860 | 3249 | 3714 |  |  |
|   |          |             | Fabric/vinyl shell + leather cushions |   |   |                        |      |      |                        |      |      |      |      |      |      |  |  |
|   |          |             | <b>OVERALL DIMENSIONS</b>             |   |   | <b>SEAT DIMENSIONS</b> |      |      | <b>BACK DIMENSIONS</b> |      |      |      |      |      |      |  |  |
| <b>W D H</b>  |          |             | <b>W D H</b>                          |   |   | <b>W H</b>             |      |      |                        |      |      |      |      |      |      |  |  |
| 22 31 30.75   |          |             | 21 19.5 17.5                          |   |   | 21 14                  |      |      |                        |      |      |      |      |      |      |  |  |
| <b>RTA 00</b>   |          |             |                                       |   |   |                        |      |      |                        |      |      |      |      |      |      |  |  |


**Lounge Chair- Armless**  
 COM Yardage: 3  
 Freight Class: 250  
 Product Weight (lbs.): 45  
 Cubic Feet Per Carton: 15.5

| DESCRIPTION   | FEATURES | MODEL#                       | STANDARD TEXTILE GRADES               |   |   |                        |      |      |                        |      |      |      |      |      |  |  |  |
|---|----------|------------------------------|---------------------------------------|---|---|------------------------|------|------|------------------------|------|------|------|------|------|--|--|--|
|   |          |                              | 1                                     | 2 | 3 | 4                      | 5    | 6    | 7                      | 8    | 9    | 10   | 11   | 12   |  |  |  |
|   |          | <b>7901L</b><br><b>7901R</b> | -                                     | - | - | -                      | 1829 | 1939 | 2143                   | 2467 | 2715 | 2995 | 3568 | 4176 |  |  |  |
|   |          |                              | Fabric/vinyl shell + leather cushions |   |   |                        |      |      |                        |      |      |      |      |      |  |  |  |
|   |          |                              | <b>OVERALL DIMENSIONS</b>             |   |   | <b>SEAT DIMENSIONS</b> |      |      | <b>BACK DIMENSIONS</b> |      |      |      |      |      |  |  |  |
|   |          |                              | <b>W D H</b>                          |   |   | <b>H W D</b>           |      |      | <b>H WH</b>            |      |      |      |      |      |  |  |  |
| 26 31 30  |          |                              | 22 19.5 17.5                          |   |   | 22 12.5                |      |      |                        |      |      |      |      |      |  |  |  |
| <b>RTA 00</b>   |          |                              |                                       |   |   |                        |      |      |                        |      |      |      |      |      |  |  |  |

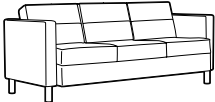
**Lounge Chair- Single Arm**  
 COM Yardage: 4  
 Freight Class: 250  
 Product Weight (lbs.): 65  
 Cubic Feet Per Carton: 21

| DESCRIPTION  | FEATURES | MODEL#      | STANDARD TEXTILE GRADES               |   |   |                        |      |      |                        |      |      |      |      |      |      |  |  |
|--|----------|-------------|---------------------------------------|---|---|------------------------|------|------|------------------------|------|------|------|------|------|------|--|--|
|  |          |             | 1                                     | 2 | 3 | 4                      | 5    | 6    | 7                      | 8    | 9    | 10   | 11   | 12   |      |  |  |
|  |          | <b>7876</b> | -                                     | - | - | -                      | 2046 | 2225 | 2554                   | 3150 | 3494 | 4044 | 4881 | 5880 |      |  |  |
|  |          |             | <b>7876LF</b>                         | - | - | -                      | -    | 2851 | 3031                   | 3372 | 3981 | 4328 | 4893 | 5740 | 6757 |  |  |
|  |          |             | Fabric/vinyl shell + leather cushions |   |   |                        |      |      |                        |      |      |      |      |      |      |  |  |
|  |          |             | <b>OVERALL DIMENSIONS</b>             |   |   | <b>SEAT DIMENSIONS</b> |      |      | <b>BACK DIMENSIONS</b> |      |      |      |      |      |      |  |  |
| <b>W D H</b>   |          |             | <b>W D H</b>                          |   |   | <b>W H</b>             |      |      |                        |      |      |      |      |      |      |  |  |
| 51.25 31 30  |          |             | 42.5 19.5 17.5                        |   |   | 42.5 12.5              |      |      |                        |      |      |      |      |      |      |  |  |
| <b>RTA 00</b>  |          |             |                                       |   |   |                        |      |      |                        |      |      |      |      |      |      |  |  |


**Two Seat Sofa**  
 COM Yardage: 6.25  
 Freight Class: 250  
 Product Weight (lbs.): 125  
 Cubic Feet Per Carton: 36


| DESCRIPTION   | FEATURES | MODEL#      | STANDARD TEXTILE GRADES               |   |   |                        |      |      |                        |      |      |      |      |      |      |  |  |
|---|----------|-------------|---------------------------------------|---|---|------------------------|------|------|------------------------|------|------|------|------|------|------|--|--|
|   |          |             | 1                                     | 2 | 3 | 4                      | 5    | 6    | 7                      | 8    | 9    | 10   | 11   | 12   |      |  |  |
|  |          | <b>7896</b> | -                                     | - | - | -                      | 1890 | 2028 | 2286                   | 2751 | 3015 | 3446 | 4093 | 4866 |      |  |  |
|   |          |             | <b>7896LF</b>                         | - | - | -                      | -    | 2675 | 2813                   | 3071 | 3536 | 3800 | 4231 | 4878 | 5651 |  |  |
|   |          |             | Fabric/vinyl shell + leather cushions |   |   |                        |      |      |                        |      |      |      |      |      |      |  |  |
|   |          |             | <b>OVERALL DIMENSIONS</b>             |   |   | <b>SEAT DIMENSIONS</b> |      |      | <b>BACK DIMENSIONS</b> |      |      |      |      |      |      |  |  |
| <b>W D H</b>  |          |             | <b>W D H</b>                          |   |   | <b>W H</b>             |      |      |                        |      |      |      |      |      |      |  |  |
| 43.25 31 30.75  |          |             | 42.5 19.5 17.5                        |   |   | 42.5 12.5              |      |      |                        |      |      |      |      |      |      |  |  |
| <b>RTA 00</b>   |          |             |                                       |   |   |                        |      |      |                        |      |      |      |      |      |      |  |  |

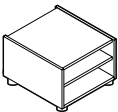
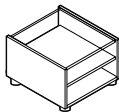
**Two Seat Sofa - Armless**  
 COM Yardage: 5  
 Freight Class: 250  
 Product Weight (lbs.): 93  
 Cubic Feet Per Carton: 36

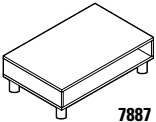
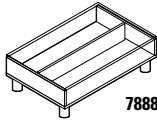
| DESCRIPTION   | FEATURES | MODEL#      | STANDARD TEXTILE GRADES               |   |   |                        |      |      |                        |      |      |      |      |      |      |  |  |
|---|----------|-------------|---------------------------------------|---|---|------------------------|------|------|------------------------|------|------|------|------|------|------|--|--|
|   |          |             | 1                                     | 2 | 3 | 4                      | 5    | 6    | 7                      | 8    | 9    | 10   | 11   | 12   |      |  |  |
|  |          | <b>7877</b> | -                                     | - | - | -                      | 2575 | 2820 | 3287                   | 4125 | 4602 | 5375 | 6547 | 7939 |      |  |  |
|   |          |             | <b>7877LF</b>                         | - | - | -                      | -    | 3847 | 4097                   | 4571 | 5424 | 5912 | 6700 | 7890 | 9317 |  |  |
|   |          |             | Fabric/vinyl shell + leather cushions |   |   |                        |      |      |                        |      |      |      |      |      |      |  |  |
|   |          |             | <b>OVERALL DIMENSIONS</b>             |   |   | <b>SEAT DIMENSIONS</b> |      |      | <b>BACK DIMENSIONS</b> |      |      |      |      |      |      |  |  |
| <b>W D H</b>  |          |             | <b>W D H</b>                          |   |   | <b>W H</b>             |      |      |                        |      |      |      |      |      |      |  |  |
| 72.5 31 30  |          |             | 63.5 19.5 17.5                        |   |   | 63.5 12.5              |      |      |                        |      |      |      |      |      |      |  |  |
| <b>RTA 00</b>   |          |             |                                       |   |   |                        |      |      |                        |      |      |      |      |      |      |  |  |

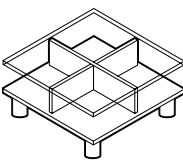
**Three Seat Sofa**  
 COM Yardage: 8.75  
 Freight Class: 250  
 Product Weight (lbs.): 163  
 Cubic Feet Per Carton: 50.25


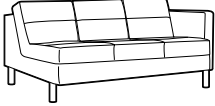
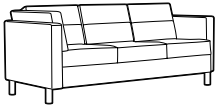

| DESCRIPTION  | FEATURES | MODEL#        | STANDARD TEXTILE GRADES               |          |          |                        |          |          |                        |          |      |      |      |      |
|--|----------|---------------|---------------------------------------|----------|----------|------------------------|----------|----------|------------------------|----------|------|------|------|------|
|  |          |               | 1                                     | 2        | 3        | 4                      | 5        | 6        | 7                      | 8        | 9    | 10   | 11   | 12   |
|  <p><b>Three Seat Sofa - Armless</b><br/>COM Yardage: 7.25<br/>Freight Class: 250<br/>Product Weight (lbs.): 131<br/>Cubic Feet Per Carton: 50.25</p> |          |               | -                                     | -        | -        | -                      | 2488     | 2686     | 3063                   | 3733     | 4117 | 4739 | 5680 | 6803 |
|  |          |               | -                                     | -        | -        | -                      | 3746     | 3944     | 4321                   | 4991     | 5375 | 5997 | 6938 | 8061 |
|  |          |               | Fabric/vinyl shell + leather cushions |          |          |                        |          |          |                        |          |      |      |      |      |
|  |          |               | <b>OVERALL DIMENSIONS</b>             |          |          | <b>SEAT DIMENSIONS</b> |          |          | <b>BACK DIMENSIONS</b> |          |      |      |      |      |
|  |          |               | <b>W</b>                              | <b>D</b> | <b>H</b> | <b>W</b>               | <b>D</b> | <b>H</b> | <b>W</b>               | <b>H</b> |      |      |      |      |
|  |          | 64.5          | 31                                    | 30.75    | 63.5     | 19.5                   | 17.5     | 63.5     | 12.5                   |          |      |      |      |      |
|  |          | <b>RTA 00</b> |                                       |          |          |                        |          |          |                        |          |      |      |      |      |

| DESCRIPTION  | FEATURES | MODEL#        | STANDARD TEXTILE GRADES               |          |          |                        |          |          |                        |          |      |      |      |      |
|--|----------|---------------|---------------------------------------|----------|----------|------------------------|----------|----------|------------------------|----------|------|------|------|------|
|  |          |               | 1                                     | 2        | 3        | 4                      | 5        | 6        | 7                      | 8        | 9    | 10   | 11   | 12   |
|  <p><b>Ottoman</b><br/>COM Yardage: 1.5<br/>Freight Class: 250<br/>Product Weight (lbs.): 27<br/>Cubic Feet Per Carton: 7.5</p> |          |               | -                                     | -        | -        | -                      | 587      | 632      | 712                    | 859      | 942  | 1080 | 1283 | 1526 |
|  |          |               | -                                     | -        | -        | -                      | 740      | 785      | 869                    | 1013     | 1097 | 1231 | 1436 | 1681 |
|  |          |               | Fabric/vinyl shell + leather cushions |          |          |                        |          |          |                        |          |      |      |      |      |
|  |          |               | <b>OVERALL DIMENSIONS</b>             |          |          | <b>SEAT DIMENSIONS</b> |          |          | <b>BACK DIMENSIONS</b> |          |      |      |      |      |
|  |          |               | <b>W</b>                              | <b>D</b> | <b>H</b> | <b>W</b>               | <b>D</b> | <b>H</b> | <b>W</b>               | <b>H</b> |      |      |      |      |
|  |          | 22            | 22                                    | 17       | -        | -                      | 17       | -        | -                      |          |      |      |      |      |
|  |          | <b>RTA 00</b> |                                       |          |          |                        |          |          |                        |          |      |      |      |      |

| DESCRIPTION  | FEATURES | MODEL#       | STANDARD TEXTILE GRADES   |          |          |                        |          |          |                        |   |   |    |    |    |
|--|----------|--------------|---------------------------|----------|----------|------------------------|----------|----------|------------------------|---|---|----|----|----|
|  |          |              | 1                         | 2        | 3        | 4                      | 5        | 6        | 7                      | 8 | 9 | 10 | 11 | 12 |
|   <p><b>End Table</b><br/>COM Yardage: N/A<br/>Freight Class: 100<br/>Product Weight (lbs.): 53<br/>Cubic Feet Per Carton: 6</p> |          |              | 827                       | -        | -        | -                      | -        | -        | -                      | - | - | -  | -  | -  |
|  |          |              | 1166                      | -        | -        | -                      | -        | -        | -                      | - | - | -  | -  | -  |
|  |          |              | Laminate                  |          |          |                        |          |          |                        |   |   |    |    |    |
|  |          |              | Glass Top                 |          |          |                        |          |          |                        |   |   |    |    |    |
|  |          |              | <b>OVERALL DIMENSIONS</b> |          |          | <b>SEAT DIMENSIONS</b> |          |          | <b>BACK DIMENSIONS</b> |   |   |    |    |    |
|  |          | <b>W</b>     | <b>D</b>                  | <b>H</b> | <b>W</b> | <b>D</b>               | <b>H</b> | <b>W</b> | <b>H</b>               |   |   |    |    |    |
|  |          | 20           | 24                        | 20       | -        | -                      | -        | -        | -                      |   |   |    |    |    |
|  |          | <b>RTA 1</b> |                           |          |          |                        |          |          |                        |   |   |    |    |    |

| DESCRIPTION   | FEATURES | MODEL#       | STANDARD TEXTILE GRADES   |          |          |                        |          |          |                        |   |   |    |    |    |
|---|----------|--------------|---------------------------|----------|----------|------------------------|----------|----------|------------------------|---|---|----|----|----|
|   |          |              | 1                         | 2        | 3        | 4                      | 5        | 6        | 7                      | 8 | 9 | 10 | 11 | 12 |
|   <p><b>Coffee Table Rectangular</b><br/>COM Yardage: N.A<br/>Freight Class: 100<br/>Product Weight (lbs.): 60<br/>Cubic Feet Per Carton: 6.5</p> |          |              | 863                       | -        | -        | -                      | -        | -        | -                      | - | - | -  | -  | -  |
|   |          |              | 1343                      | -        | -        | -                      | -        | -        | -                      | - | - | -  | -  | -  |
|   |          |              | Laminate                  |          |          |                        |          |          |                        |   |   |    |    |    |
|   |          |              | Glass Top                 |          |          |                        |          |          |                        |   |   |    |    |    |
|   |          |              | <b>OVERALL DIMENSIONS</b> |          |          | <b>SEAT DIMENSIONS</b> |          |          | <b>BACK DIMENSIONS</b> |   |   |    |    |    |
|   |          | <b>W</b>     | <b>D</b>                  | <b>H</b> | <b>W</b> | <b>D</b>               | <b>H</b> | <b>W</b> | <b>H</b>               |   |   |    |    |    |
|   |          | 40           | 20                        | 15       | -        | -                      | -        | -        | -                      |   |   |    |    |    |
|   |          | <b>RTA 1</b> |                           |          |          |                        |          |          |                        |   |   |    |    |    |

| DESCRIPTION  | FEATURES | MODEL#       | STANDARD TEXTILE GRADES   |          |          |                        |          |          |                        |          |   |    |    |    |  |
|--|----------|--------------|---------------------------|----------|----------|------------------------|----------|----------|------------------------|----------|---|----|----|----|--|
|  |          |              | 1                         | 2        | 3        | 4                      | 5        | 6        | 7                      | 8        | 9 | 10 | 11 | 12 |  |
|  <p><b>Coffee Table Square</b><br/>COM Yardage: N/A<br/>Freight Class: 92.5<br/>Product Weight (lbs.): 90<br/>Cubic Feet Per Carton: 8.75</p> |          |              | 1630                      | -        | -        | -                      | -        | -        | -                      | -        | - | -  | -  | -  |  |
|  |          |              | Glass Top                 |          |          |                        |          |          |                        |          |   |    |    |    |  |
|  |          |              | <b>OVERALL DIMENSIONS</b> |          |          | <b>SEAT DIMENSIONS</b> |          |          | <b>BACK DIMENSIONS</b> |          |   |    |    |    |  |
|  |          |              | <b>W</b>                  | <b>D</b> | <b>H</b> | <b>W</b>               | <b>D</b> | <b>H</b> | <b>W</b>               | <b>H</b> |   |    |    |    |  |
|  |          |              | 33                        | 33       | 15       | -                      | -        | -        | -                      | -        |   |    |    |    |  |
|  |          | <b>RTA 1</b> |                           |          |          |                        |          |          |                        |          |   |    |    |    |  |

| DESCRIPTION  | FEATURES   | MODEL#                          | STANDARD TEXTILE GRADES                                    |      |    |   |      |      |                                      |      |      |      |       |      |      |  |  |
|--|--|---------------------------------|--|------|----|---|------|------|--------------------------------------|------|------|------|-------|------|------|--|--|
|  |  |                                 | 1  | 2    | 3  | 4   | 5    | 6    | 7                                    | 8    | 9    | 10   | 11    | 12   |      |  |  |
|   |   | <b>7890LNB</b><br>7890RNB       | -  | -    | -  | -   | 2133 | 2283 | 2569                                 | 3081 | 3370 | 3843 | 4560  | 5415 |      |  |  |
|  |  |                                 | <b>7890LFRNB</b><br>7890LFRNB                              | -    | -  | -   | -    | 2675 | 2825                                 | 3111 | 3624 | 3913 | 4386  | 5102 | 5957 |  |  |
| <b>Two Seat Sofa - No Connector</b><br>COM Yardage: 5.25<br>Freight Class: 250<br>Product Weight (lbs.): 107<br>Cubic Feet Per Carton: 36      |  |                                 | **Intended to be free standing.<br>No connecting hardware. |      |    | <b>OVERALL DIMENSIONS</b><br><b>W D H</b> |      |      |                                      |      |      |      |       |      |      |  |  |
|  |  |                                 |  |      |    | <b>SEAT DIMENSIONS</b><br><b>W D H</b>    |      |      | <b>BACK DIMENSIONS</b><br><b>W H</b> |      |      |      |       |      |      |  |  |
|  |  |                                 | 0  | 0    | 0  |   | 42.5 | 19.5 | 17.5                                 |      | 42.5 |      | 13.25 |      |      |  |  |
|  |  |                                 | <div style="text-align: center;"><b>RTA 00</b></div>       |      |    |   |      |      |                                      |      |      |      |       |      |      |  |  |
|   |  | <b>7891LNB</b><br>7891RNB       | -  | -    | -  | -   | 2850 | 3048 | 3425                                 | 4095 | 4479 | 5101 | 6042  | 7165 |      |  |  |
|  |  |                                 | <b>7891LFLNB</b><br>7891LFRNB                              | -    | -  | -   | -    | 3678 | 3876                                 | 4253 | 4923 | 5307 | 5929  | 6870 | 7993 |  |  |
| <b>Three Seat Sofa - No Connector</b><br>COM Yardage: 7.25<br>Freight Class: 250<br>Product Weight (lbs.): 138<br>Cubic Feet Per Carton: 50.25 |  |                                 | **Intended to be free standing.<br>No connecting hardware. |      |    | <b>OVERALL DIMENSIONS</b><br><b>W D H</b> |      |      |                                      |      |      |      |       |      |      |  |  |
|  |  |                                 |  |      |    | <b>SEAT DIMENSIONS</b><br><b>W D H</b>    |      |      | <b>BACK DIMENSIONS</b><br><b>W H</b> |      |      |      |       |      |      |  |  |
|  |  |                                 | 0  | 0    | 0  |   | 63.5 | 19.5 | 17.5                                 |      | 63.5 |      | 13.25 |      |      |  |  |
|  |  |                                 | <div style="text-align: center;"><b>RTA 00</b></div>       |      |    |   |      |      |                                      |      |      |      |       |      |      |  |  |
|    |  | <b>7891L-RCNB</b><br>7891R-LCNB | -  | -    | -  | -   | 3433 | 3674 | 4137                                 | 4964 | 5437 | 6203 | 7361  | 8744 |      |  |  |
|  |  |                                 | <b>891LFL-RCNB</b><br>7891LFR-LCNB                         | -    | -  | -   | -    | 4269 | 4511                                 | 4970 | 5800 | 6272 | 7040  | 8196 | 9580 |  |  |
| <b>Three Seat Sofa - No Connector</b><br>COM Yardage: 8.5<br>Freight Class: 250<br>Product Weight (lbs.): 154<br>Cubic Feet Per Carton: 55.5   |  |                                 | **Intended to be free standing.<br>No connecting hardware. |      |    | <b>OVERALL DIMENSIONS</b><br><b>W D H</b> |      |      |                                      |      |      |      |       |      |      |  |  |
|  |  |                                 |  |      |    | <b>SEAT DIMENSIONS</b><br><b>W D H</b>    |      |      | <b>BACK DIMENSIONS</b><br><b>W H</b> |      |      |      |       |      |      |  |  |
|  |  |                                 | 0  | 0    | 0  |   | 60   | 19.5 | 17.5                                 |      | 60   |      | 13.25 |      |      |  |  |
|  |  |                                 | <div style="text-align: center;"><b>RTA 00</b></div>       |      |    |   |      |      |                                      |      |      |      |       |      |      |  |  |
|   |  | <b>7893</b>                     | -  | -    | -  | -   | 1165 | 1231 | 1351                                 | 1574 | 1698 | 1899 | 2206  | 2574 |      |  |  |
|  |  |                                 | <b>7893LF</b>  | -    | -  | -   | -    | 1457 | 1526                                 | 1644 | 1866 | 1991 | 2192  | 2501 | 2866 |  |  |
| <b>Two Seat Bench</b><br>COM Yardage: 2.25<br>Freight Class: 250<br>Product Weight (lbs.): 42<br>Cubic Feet Per Carton: 11.5                   |  |                                 |  |      |    | <b>OVERALL DIMENSIONS</b><br><b>W D H</b> |      |      |                                      |      |      |      |       |      |      |  |  |
|  |  |                                 |  |      |    | <b>SEAT DIMENSIONS</b><br><b>W D H</b>    |      |      | <b>BACK DIMENSIONS</b><br><b>W H</b> |      |      |      |       |      |      |  |  |
|  |  |                                 | 43   | 21.5 | 17 |   | -    | -    | 17                                   |      | -    |      | -     |      |      |  |  |
|  |  |                                 | <div style="text-align: center;"><b>RTA 00</b></div>       |      |    |   |      |      |                                      |      |      |      |       |      |      |  |  |
|   |  | <b>7894</b>                     | -  | -    | -  | -   | 1663 | 1773 | 1977                                 | 2340 | 2549 | 2891 | 3399  | 4008 |      |  |  |
|  |  |                                 | <b>7894LF</b>  | -    | -  | -   | -    | 2091 | 2199                                 | 2404 | 2769 | 2977 | 3318  | 3827 | 4436 |  |  |
| <b>Three Seat Bench</b><br>COM Yardage: 3.75<br>Freight Class: 250<br>Product Weight (lbs.): 62<br>Cubic Feet Per Carton: 16.75                |  |                                 |  |      |    | <b>OVERALL DIMENSIONS</b><br><b>W D H</b> |      |      |                                      |      |      |      |       |      |      |  |  |
|  |  |                                 |  |      |    | <b>SEAT DIMENSIONS</b><br><b>W D H</b>    |      |      | <b>BACK DIMENSIONS</b><br><b>W H</b> |      |      |      |       |      |      |  |  |
|  |  |                                 | 64.5   | 21.5 | 17 |   | -    | -    | 17                                   |      | -    |      | -     |      |      |  |  |
|  |  |                                 | <div style="text-align: center;"><b>RTA 00</b></div>       |      |    |   |      |      |                                      |      |      |      |       |      |      |  |  |

CITI™ SQUARE



model S7875FLT



Sample Layout A - Models shown: S7875FUC and S7911



Sample Layout B - Models shown: S7890RFUC, S7862FUC (2), S7897FUC, S7890LFUC and S7912

STANDARD FEATURES

- Fully upholstered lounge series with a complete range of sectional components for all applications. Proportions are compact, 31" and 33.5" deep so it works well in public spaces.
- All models have fixed, non-removable cushions.
- Upholstery options: fabric, vinyl and leather. Leather models may feature a horizontal stitch detail across the seat and/or back cushions if applicable.
- The 5 inch high leg frame for seating and occasional tables lightens the look, it is available in Tungsten (S1) as standard or optionally available in Black (S2) Please specify finish, no upcharge added.
- Casters are not available on this series.
- Arm height on all models is 25"
- Tablet arms are made from thermally fused laminate, measure 12"D x 16.5"W 3/4" thick. Available right hand seated (RT), left Hand seated (LT) or both right and left hand (LRT).
- Ganging Brackets are sold separately. Ganging brackets are to be used on armless seating if interconnection to another armless seating unit is required. Bench and ottomans only gang to other benches/ottomans, cannot gang with seating units.
- Brackets come with a template for installation: unless noted otherwise all armless skus are equipped with the steel on steel connectors to receive this bracket.
- Upholstery options: fabric, vinyl and leather. Leather models feature a horizontal stitch detail across the seat and/or back cushions if applicable.
- Check textile availability prior to specifying upholstery material.
- Combination fabric and leather models (ending in LF) are available. These models have fabric (or vinyl) on the shell of the chair with leather seat and back cushions. Reverse specification is not available (leather on the shell with fabric).
- Measurement shown for weight is for one unit. Measurement for volume is per carton.

- (TFR) Frost
- (TIV) Cloud
- (TLA) Latte
- (TOA) Toast
- (TSH) Shadow
- (TSR) Scarlet
- (CHM) Chrome. Add \$205
- (TIN) Ink
- (TKA) Kalua
- (TMO) Mocha
- (TNE) Nevada
- (TSN) Sand
- (TTU) Tungsten

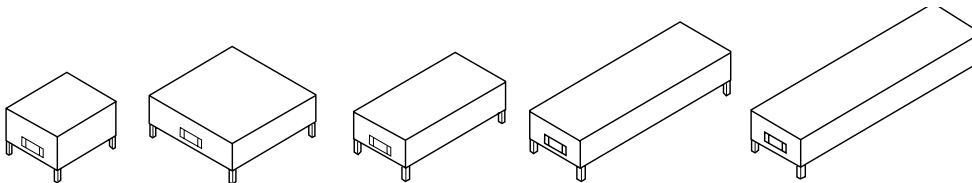
- (ACO) Antique Copper. Add \$458 for corner units. Add \$342 for single seat units. Add \$558 for two seat units. Add \$558 for three seat units. Add \$669 for four seat units.
- (BCH) Brushed Chrome. Add \$300 for corner units. Add \$215 for single seat units. Add \$329 for two seat units. Add \$329 for three seat units. Add \$389 for four seat units.
- (SBR) Satin Brass. Add \$458 for corner units. Add \$342 for single seat units. Add \$558 for two seat units. Add \$558 for three seat units. Add \$669 for four seat units.
- To order units in combination of Global carded leathers on seat and back cushions and fabric on balance of chair see models where "LF" shows after first 4 digits.
- Laminate Tables and Tablet arms are made with high pressure laminate and are offered in the following finishes: Absolute Acajou (ACJ), Asian Night (ASN), Avant Cherry (AWC), Avant Honey (AWH), Black (BLK), Brushed Cobalt (BRC), Clear Maple (CMB), Dark Espresso (DES), Designer White (DWT), Hayden Grey (HGT), Noce Biondo (NBL), Noce Grigio (NGL), Noce Leggero (NEL), Noce Medio (NML), Quartered Mahogany (QTM), Tiger Fruitwood (TFW), Tiger Walnut (TWL), Walnut Heights (WHE), White Chocolate (WHC), Willow Grey (WGY) and Winter Cherry (WCR). Please Specify. Custom high pressure laminate finishes will be considered upon request.
- For high resilient, high density Ultracell foam on seat, specify (UC) after the model number. One Seater, add \$137. Two Seater, add \$269. Three Seater, add \$403, and Four Seater, add \$536
- Power/USB modules are available in the Citi Square tables. Each module includes a double power outlet and two USB terminals. It is equipped with a 6' long three-prong power cord with standard three prong plug. The Power monuments are available in Jet Black (J1) or White (W1). Add \$945 per unit. Please see Electrical Placement below for predetermined locations.

OPTIONAL FEATURES

- Seating and Table Leg Finishes**  
Metal legs are available in the following finishes:  
(TBL) Black (TBZ) Buzz Blue  
(TCC) Cactus (TCR) Carrot  
(TDJ) Dijon (TDW) Designer White  
(TEG) Eggplant (TFO) Fog

ELECTRICAL PLACEMENT

Coffee/End Tables: Predetermined Location is on the end/side of the unit J1 (black) or W1 (white).



|      |    |   |   |   |   |   |   |   |   |    |    |    |
|------|----|---|---|---|---|---|---|---|---|----|----|----|
|      | 1  | 2 | 3 | 4 | 5 | 6 | 7 | 8 | 9 | 10 | 11 | 12 |
| 7892 | 32 | - | - | - | - | - | - | - | - | -  | -  | -  |





**Ganging Bracket**  
COM Yardage: N/A  
Freight Class: 70  
Product Weight (lbs.): 00.25  
Cubic Feet Per Carton: 00.01


Two brackets included.  
Only one set is needed per connection.


| OVERALL DIMENSIONS |      |   | SEAT DIMENSIONS |   |   | BACK DIMENSIONS |   |
|--------------------|------|---|-----------------|---|---|-----------------|---|
| W                  | D    | H | W               | D | H | W               | H |
| 0.5                | 3.87 | 2 | -               | - | - | -               | - |





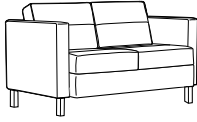
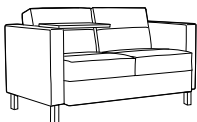
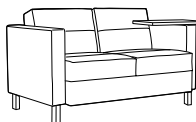
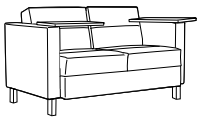


| DESCRIPTION   | FEATURES   | MODEL#                                | STANDARD TEXTILE GRADES    |   |                        |                   |      |                        |      |      |      |      |      |      |  |  |
|---|--|---------------------------------------|----------------------------|---|------------------------|-------------------|------|------------------------|------|------|------|------|------|------|--|--|
|   |  |                                       | 1                          | 2 | 3                      | 4                 | 5    | 6                      | 7    | 8    | 9    | 10   | 11   | 12   |  |  |
|  <p><b>Linking Corner Unit</b><br/>COM Yardage: 6.25<br/>Freight Class: 250<br/>Product Weight (lbs.): 75<br/>Cubic Feet Per Carton: 30.25</p> | No ganging hardware.<br>Armless side(s) can be equipped with ganging brackets, model 7892. | <b>S7862</b>                          | -                          | - | -                      | -                 | 2588 | 2783                   | 3145 | 3725 | 4169 | 4665 | 5689 | 6778 |  |  |
|   |  | <b>S7862LF</b>                        | -                          | - | -                      | -                 | 3170 | 3363                   | 3727 | 4304 | 4751 | 5247 | 6271 | 7360 |  |  |
|   |  | Fabric/vinyl shell + leather cushions |                            |   |                        |                   |      |                        |      |      |      |      |      |      |  |  |
|   |  | <b>OVERALL DIMENSIONS</b>             |                            |   | <b>SEAT DIMENSIONS</b> |                   |      | <b>BACK DIMENSIONS</b> |      |      |      |      |      |      |  |  |
| <b>W</b> <b>D</b> <b>H</b>  |  |                                       | <b>W</b> <b>D</b> <b>H</b> |   |                        | <b>W</b> <b>H</b> |      |                        |      |      |      |      |      |      |  |  |
| 37    37    31  |  |                                       | 26    26    17.5           |   |                        | 26    13.5        |      |                        |      |      |      |      |      |      |  |  |
| <b>RTA 00</b>   |  |                                       |                            |   |                        |                   |      |                        |      |      |      |      |      |      |  |  |

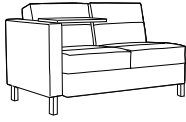



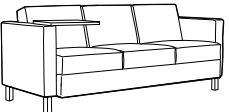
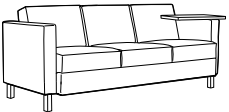
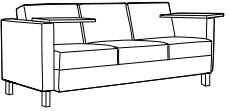
| DESCRIPTION  | FEATURES                 | MODEL#                                | STANDARD TEXTILE GRADES    |   |                        |                   |      |                        |      |      |      |      |      |      |  |  |
|--|--------------------------|---------------------------------------|----------------------------|---|------------------------|-------------------|------|------------------------|------|------|------|------|------|------|--|--|
|  |                          |                                       | 1                          | 2 | 3                      | 4                 | 5    | 6                      | 7    | 8    | 9    | 10   | 11   | 12   |  |  |
|  <p><b>Single Seat w/Arms</b><br/>COM Yardage: 4.5<br/>Freight Class: 250<br/>Product Weight (lbs.): 81<br/>Cubic Feet Per Carton: 21</p> | Free standing unit only. | <b>S7875</b>                          | -                          | - | -                      | -                 | 1829 | 1969                   | 2232 | 2648 | 2970 | 3329 | 4064 | 4847 |  |  |
|  |                          | <b>S7875LF</b>                        | -                          | - | -                      | -                 | 2091 | 2231                   | 2494 | 2910 | 3230 | 3591 | 4326 | 5109 |  |  |
|  |                          | Fabric/vinyl shell + leather cushions |                            |   |                        |                   |      |                        |      |      |      |      |      |      |  |  |
|  |                          | <b>OVERALL DIMENSIONS</b>             |                            |   | <b>SEAT DIMENSIONS</b> |                   |      | <b>BACK DIMENSIONS</b> |      |      |      |      |      |      |  |  |
| <b>W</b> <b>D</b> <b>H</b>   |                          |                                       | <b>W</b> <b>D</b> <b>H</b> |   |                        | <b>W</b> <b>H</b> |      |                        |      |      |      |      |      |      |  |  |
| 30    31    30   |                          |                                       | 21    19.5    17.5         |   |                        | 21    12.5        |      |                        |      |      |      |      |      |      |  |  |
| <b>RTA 00</b>  |                          |                                       |                            |   |                        |                   |      |                        |      |      |      |      |      |      |  |  |

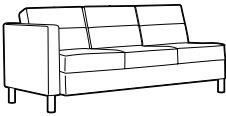
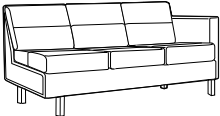
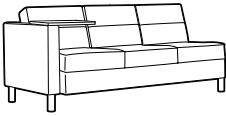
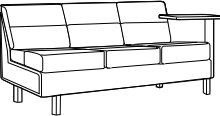

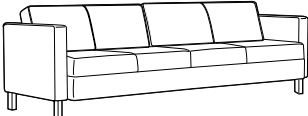
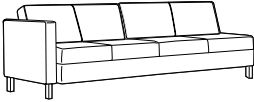
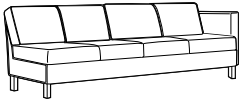
| DESCRIPTION  | FEATURES   | MODEL#           | STANDARD TEXTILE GRADES    |   |   |                        |      |      |      |      |      |      |      |      |
|--|--|------------------|----------------------------|---|---|------------------------|------|------|------|------|------|------|------|------|
|  |  |                  | 1                          | 2 | 3 | 4                      | 5    | 6    | 7    | 8    | 9    | 10   | 11   | 12   |
|  <p><b>S7875RT</b></p> | Free standing unit only.<br>Tablets are Right Hand Seated (RT) or Left Hand Seated (LT). | <b>S7875RT</b>   | -                          | - | - | -                      | 2448 | 2588 | 2851 | 3267 | 3587 | 3948 | 4683 | 5466 |
|  |  | <b>S7875LT</b>   | -                          | - | - | -                      | 2448 | 2588 | 2851 | 3267 | 3587 | 3948 | 4683 | 5466 |
|  |  | <b>S7875LFRT</b> | -                          | - | - | -                      | 2710 | 2850 | 3113 | 3529 | 3851 | 4210 | 4945 | 5728 |
|  |  | <b>S7875LFLT</b> | -                          | - | - | -                      | 2710 | 2850 | 3113 | 3529 | 3851 | 4210 | 4945 | 5728 |
| Fabric/vinyl shell + leather cushions  |  |                  |                            |   |   |                        |      |      |      |      |      |      |      |      |
| <b>OVERALL DIMENSIONS</b>  |  |                  | <b>SEAT DIMENSIONS</b>     |   |   | <b>BACK DIMENSIONS</b> |      |      |      |      |      |      |      |      |
| <b>W</b> <b>D</b> <b>H</b>   |  |                  | <b>W</b> <b>D</b> <b>H</b> |   |   | <b>W</b> <b>H</b>      |      |      |      |      |      |      |      |      |
| 31.5    33.5    30   |  |                  | 21    19.5    17.5         |   |   | 21    12.5             |      |      |      |      |      |      |      |      |
| <b>RTA 00</b>  |  |                  |                            |   |   |                        |      |      |      |      |      |      |      |      |

| DESCRIPTION  | FEATURES   | MODEL#          | STANDARD TEXTILE GRADES    |   |   |                        |      |      |      |      |      |      |      |      |
|--|--|-----------------|----------------------------|---|---|------------------------|------|------|------|------|------|------|------|------|
|  |  |                 | 1                          | 2 | 3 | 4                      | 5    | 6    | 7    | 8    | 9    | 10   | 11   | 12   |
|  <p><b>S7901R</b></p> | No ganging hardware.<br>Armless side can be equipped with ganging brackets, model 7892.<br>Arms are Right Hand Seated (RT) or Left Hand Seated (LT). | <b>S7901R</b>   | -                          | - | - | -                      | 1829 | 1939 | 2143 | 2467 | 2715 | 2995 | 3568 | 4176 |
|  |  | <b>S7901L</b>   | -                          | - | - | -                      | 1829 | 1939 | 2143 | 2467 | 2715 | 2995 | 3568 | 4176 |
|  |  | <b>S7901LFR</b> | -                          | - | - | -                      | 2091 | 2216 | 2449 | 2820 | 3105 | 3422 | 4079 | 4774 |
|  |  | <b>S7901LFL</b> | -                          | - | - | -                      | 2091 | 2216 | 2449 | 2820 | 3105 | 3422 | 4079 | 4774 |
| Fabric/vinyl shell + leather cushions  |  |                 |                            |   |   |                        |      |      |      |      |      |      |      |      |
| <b>OVERALL DIMENSIONS</b>  |  |                 | <b>SEAT DIMENSIONS</b>     |   |   | <b>BACK DIMENSIONS</b> |      |      |      |      |      |      |      |      |
| <b>W</b> <b>D</b> <b>H</b>   |  |                 | <b>W</b> <b>D</b> <b>H</b> |   |   | <b>W</b> <b>H</b>      |      |      |      |      |      |      |      |      |
| 26    31    30.75  |  |                 | 21    19.5    17.5         |   |   | 21    12.5             |      |      |      |      |      |      |      |      |
| <b>RTA 00</b>  |  |                 |                            |   |   |                        |      |      |      |      |      |      |      |      |

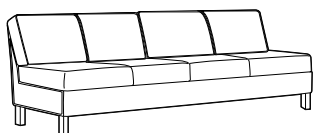
| DESCRIPTION  | FEATURES  | MODEL#            | STANDARD TEXTILE GRADES    |   |   |                        |      |      |      |      |      |      |      |      |
|--|---|-------------------|----------------------------|---|---|------------------------|------|------|------|------|------|------|------|------|
|  |   |                   | 1                          | 2 | 3 | 4                      | 5    | 6    | 7    | 8    | 9    | 10   | 11   | 12   |
|  <p><b>S7901RRT</b></p> | No ganging hardware.<br>Armless side(s) can be equipped with ganging brackets, model 7892.<br>Tablets are Arms are Right Hand Seated (RT) or Left Hand Seated (LT). | <b>S7901RRT</b>   | -                          | - | - | -                      | 2448 | 2762 | 1783 | 3086 | 3334 | 3614 | 4187 | 4795 |
|  |   | <b>S7901LLT</b>   | -                          | - | - | -                      | 2448 | 2558 | 2762 | 3086 | 3334 | 3614 | 4187 | 4795 |
|  |   | <b>S7901LFRRT</b> | -                          | - | - | -                      | 2710 | 2835 | 3068 | 3439 | 3724 | 4041 | 4698 | 5393 |
|  |   | <b>S7901LFLRT</b> | -                          | - | - | -                      | 2710 | 2835 | 3068 | 3439 | 3724 | 4041 | 4698 | 5393 |
| Fabric/vinyl shell + leather cushions  |   |                   |                            |   |   |                        |      |      |      |      |      |      |      |      |
| <b>OVERALL DIMENSIONS</b>  |   |                   | <b>SEAT DIMENSIONS</b>     |   |   | <b>BACK DIMENSIONS</b> |      |      |      |      |      |      |      |      |
| <b>W</b> <b>D</b> <b>H</b>   |   |                   | <b>W</b> <b>D</b> <b>H</b> |   |   | <b>W</b> <b>H</b>      |      |      |      |      |      |      |      |      |
| 27.5    31    30.75  |   |                   | 21    19.5    17.5         |   |   | 21    12.5             |      |      |      |      |      |      |      |      |
| <b>RTA 00</b>  |   |                   |                            |   |   |                        |      |      |      |      |      |      |      |      |

| DESCRIPTION  | FEATURES   | MODEL#                                | STANDARD TEXTILE GRADES |          |                        |                        |          |                        |      |      |      |      |      |      |
|--|--|---------------------------------------|-------------------------|----------|------------------------|------------------------|----------|------------------------|------|------|------|------|------|------|
|  |  |                                       | 1                       | 2        | 3                      | 4                      | 5        | 6                      | 7    | 8    | 9    | 10   | 11   | 12   |
|  <p><b>Armless Single Seat</b><br/>COM Yardage: 3<br/>Freight Class: 2250<br/>Product Weight (lbs.): 45<br/>Cubic Feet Per Carton: 15.5</p>   | <p>No ganging hardware.<br/>Armless side(s) can be equipped with ganging brackets, model 7892.</p>   |                                       |                         |          |                        |                        |          |                        |      |      |      |      |      |      |
|  |  | <b>S7895</b>                          | -                       | -        | -                      | -                      | 1829     | 1923                   | 2096 | 2377 | 2590 | 2830 | 3320 | 3844 |
|  |  | <b>S7895LF</b>                        | -                       | -        | -                      | -                      | 2091     | 2184                   | 2358 | 2639 | 2852 | 3092 | 3580 | 4106 |
|  |  | Fabric/vinyl shell + leather cushions |                         |          |                        |                        |          |                        |      |      |      |      |      |      |
|  |  | <b>OVERALL DIMENSIONS</b>             |                         |          | <b>SEAT DIMENSIONS</b> |                        |          | <b>BACK DIMENSIONS</b> |      |      |      |      |      |      |
|  | <b>W</b>   | <b>D</b>                              | <b>H</b>                | <b>W</b> | <b>D</b>               | <b>H</b>               | <b>W</b> | <b>H</b>               |      |      |      |      |      |      |
|  | 22   | 31                                    | 30.75                   | 21       | 18.5                   | 17.5                   | 21       | 12.5                   |      |      |      |      |      |      |
| <b>RTA 00</b>  |  |                                       |                         |          |                        |                        |          |                        |      |      |      |      |      |      |
|  <p><b>Two Seater w/Arms</b><br/>COM Yardage: 6.25<br/>Freight Class: 250<br/>Product Weight (lbs.): 122<br/>Cubic Feet Per Carton: 36</p>  | <p>Free standing unit only.</p>  |                                       |                         |          |                        |                        |          |                        |      |      |      |      |      |      |
|  |  | <b>S7876</b>                          | -                       | -        | -                      | -                      | 2588     | 2783                   | 3145 | 3725 | 4169 | 4665 | 5689 | 6778 |
|  |  | <b>S7876LF</b>                        | -                       | -        | -                      | -                      | 3170     | 3363                   | 3727 | 4304 | 4751 | 5247 | 6271 | 7360 |
|  |  | Fabric/vinyl shell + leather cushions |                         |          |                        |                        |          |                        |      |      |      |      |      |      |
|  |  | <b>OVERALL DIMENSIONS</b>             |                         |          | <b>SEAT DIMENSIONS</b> |                        |          | <b>BACK DIMENSIONS</b> |      |      |      |      |      |      |
|  | <b>W</b>   | <b>D</b>                              | <b>H</b>                | <b>W</b> | <b>D</b>               | <b>H</b>               | <b>W</b> | <b>H</b>               |      |      |      |      |      |      |
|  | 51.25  | 31                                    | 30                      | 42.5     | 19.5                   | 17.5                   | 42.5     | 12.5                   |      |      |      |      |      |      |
| <b>RTA 00</b>  |  |                                       |                         |          |                        |                        |          |                        |      |      |      |      |      |      |
|  <p><b>S7876RT</b></p> <p><b>Two Seater w/Arms &amp; Laminate Tablet</b><br/>COM Yardage: 6.25<br/>Freight Class: 250<br/>Product Weight (lbs.): 130<br/>Cubic Feet Per Carton: 41.25</p> |  <p><b>S7876LT</b></p> <p>Free standing unit only.<br/>Tablets are Right Hand Seated (RT) or Left Hand Seated (LT).</p>   |                                       |                         |          |                        |                        |          |                        |      |      |      |      |      |      |
|  |  | <b>S7876RT</b>                        | -                       | -        | -                      | -                      | 3208     | 3401                   | 3765 | 4342 | 4789 | 5285 | 6309 | 7398 |
|  |  | <b>S7876LT</b>                        | -                       | -        | -                      | -                      | 3208     | 3401                   | 3765 | 4342 | 4789 | 5285 | 6309 | 7398 |
|  |  | <b>S7876LFRT</b>                      | -                       | -        | -                      | -                      | 3790     | 3979                   | 4347 | 4927 | 5371 | 5867 | 6891 | 7980 |
|  |  | <b>S7876LFLT</b>                      | -                       | -        | -                      | -                      | 3790     | 3979                   | 4347 | 4927 | 5371 | 5867 | 6891 | 7980 |
| Fabric/vinyl shell + leather cushions  |  |                                       |                         |          |                        |                        |          |                        |      |      |      |      |      |      |
| <b>OVERALL DIMENSIONS</b>  |  |                                       | <b>SEAT DIMENSIONS</b>  |          |                        | <b>BACK DIMENSIONS</b> |          |                        |      |      |      |      |      |      |
|  | <b>W</b>   | <b>D</b>                              | <b>H</b>                | <b>W</b> | <b>D</b>               | <b>H</b>               | <b>W</b> | <b>H</b>               |      |      |      |      |      |      |
|  | 52.75  | 33.5                                  | 30                      | 42.5     | 19.5                   | 17.5                   | 42.5     | 12.5                   |      |      |      |      |      |      |
| <b>RTA 00</b>  |  |                                       |                         |          |                        |                        |          |                        |      |      |      |      |      |      |
|  <p><b>Two Seater w/Arms &amp; Laminate Tablets</b><br/>COM Yardage: 6.25<br/>Freight Class: 250<br/>Product Weight (lbs.): 138<br/>Cubic Feet Per Carton: 41.25</p>                    | <p>Free standing unit only.<br/>With both Left and Right Tablets.</p>  |                                       |                         |          |                        |                        |          |                        |      |      |      |      |      |      |
|  |  | <b>S7876LRT</b>                       | -                       | -        | -                      | -                      | 3829     | 4022                   | 4386 | 4963 | 5410 | 5906 | 6930 | 8019 |
|  |  | <b>S7876LFRT</b>                      | -                       | -        | -                      | -                      | 4410     | 4603                   | 4967 | 5544 | 5991 | 6487 | 7511 | 8600 |
|  |  | Fabric/vinyl shell + leather cushions |                         |          |                        |                        |          |                        |      |      |      |      |      |      |
|  |  | <b>OVERALL DIMENSIONS</b>             |                         |          | <b>SEAT DIMENSIONS</b> |                        |          | <b>BACK DIMENSIONS</b> |      |      |      |      |      |      |
|  | <b>W</b>   | <b>D</b>                              | <b>H</b>                | <b>W</b> | <b>D</b>               | <b>H</b>               | <b>W</b> | <b>H</b>               |      |      |      |      |      |      |
|  | 54.25  | 33.5                                  | 30                      | 42.5     | 19.5                   | 17.5                   | 42.5     | 12.5                   |      |      |      |      |      |      |
| <b>RTA 00</b>  |  |                                       |                         |          |                        |                        |          |                        |      |      |      |      |      |      |
|  <p><b>S7890R</b></p> <p><b>Two Seater w/One Arm</b><br/>COM Yardage: 5.25<br/>Freight Class: 250<br/>Product Weight (lbs.): 106<br/>Cubic Feet Per Carton: 36</p>                      |  <p><b>S7890L</b></p> <p>No ganging hardware.<br/>Armless side can be equipped with ganging brackets, model 7892.<br/>Arms are Right Hand Seated (RT) or Left Hand Seated (LT).</p> |                                       |                         |          |                        |                        |          |                        |      |      |      |      |      |      |
|  |  | <b>S7890R</b>                         | -                       | -        | -                      | -                      | 2403     | 2565                   | 2870 | 3357 | 3732 | 4151 | 5007 | 5924 |
|  |  | <b>S7890L</b>                         | -                       | -        | -                      | -                      | 2403     | 2565                   | 2870 | 3357 | 3732 | 4151 | 5007 | 5924 |
|  |  | <b>S7890LFR</b>                       | -                       | -        | -                      | -                      | 2985     | 3147                   | 3452 | 3939 | 4314 | 4732 | 5589 | 6505 |
|  |  | <b>S7890LFL</b>                       | -                       | -        | -                      | -                      | 2985     | 3147                   | 3452 | 3939 | 4314 | 4732 | 5589 | 6505 |
| Fabric/vinyl shell + leather cushions  |  |                                       |                         |          |                        |                        |          |                        |      |      |      |      |      |      |
| <b>OVERALL DIMENSIONS</b>  |  |                                       | <b>SEAT DIMENSIONS</b>  |          |                        | <b>BACK DIMENSIONS</b> |          |                        |      |      |      |      |      |      |
|  | <b>W</b>   | <b>D</b>                              | <b>H</b>                | <b>W</b> | <b>D</b>               | <b>H</b>               | <b>W</b> | <b>H</b>               |      |      |      |      |      |      |
|  | 47.25  | 31                                    | 30.75                   | 42.5     | 19.5                   | 17.5                   | 42.5     | 13.25                  |      |      |      |      |      |      |
| <b>RTA 00</b>  |  |                                       |                         |          |                        |                        |          |                        |      |      |      |      |      |      |

| DESCRIPTION   | FEATURES  | MODEL#   | STANDARD TEXTILE GRADES   |      |       |                                 |      |      |                               |       |   |    |    |    |  |  |
|---|---|--|---|------|-------|---------------------------------|------|------|-------------------------------|-------|---|----|----|----|--|--|
|   |   |  | 1   | 2    | 3     | 4                               | 5    | 6    | 7                             | 8     | 9 | 10 | 11 | 12 |  |  |
|    |    | <b>S7890RRT</b><br><b>S7890LLT</b>                                       | <b>Two Seater w/One Arm and Laminate Tablet</b><br>COM Yardage: 5.25<br>Freight Class: 250<br>Product Weight (lbs.): 114<br>Cubic Feet Per Carton: 41.25            |      |       |                                 |      |      |                               |       |   |    |    |    |  |  |
|   |   |  | No ganging hardware.<br>Armless side(s) can be equipped with ganging brackets, model 7892.<br>Tablets are Arms are Right Hand Seated (RT) or Left Hand Seated (LT). |      |       |                                 |      |      |                               |       |   |    |    |    |  |  |
|   |   |  | <b>OVERALL DIMENSIONS</b><br>W D H  |      |       | <b>SEAT DIMENSIONS</b><br>W D H |      |      | <b>BACK DIMENSIONS</b><br>W H |       |   |    |    |    |  |  |
|   |   |  | 48.75   | 33.5 | 30.75 | 42.5                            | 19.5 | 17.5 | 42.5                          | 13.25 |   |    |    |    |  |  |
|   |   |  | <b>RTA 00</b>   |      |       |                                 |      |      |                               |       |   |    |    |    |  |  |
|    |   | <b>S7896</b><br><b>S7896LF</b>   | <b>Armless Two Seater</b><br>COM Yardage: 5<br>Freight Class: 250<br>Product Weight (lbs.): 43.25<br>Cubic Feet Per Carton: 36                                      |      |       |                                 |      |      |                               |       |   |    |    |    |  |  |
|   |   |  | No ganging hardware.<br>Armless side(s) can be equipped with ganging brackets, model 7892.  |      |       |                                 |      |      |                               |       |   |    |    |    |  |  |
|   |   |  | <b>OVERALL DIMENSIONS</b><br>W D H  |      |       | <b>SEAT DIMENSIONS</b><br>W D H |      |      | <b>BACK DIMENSIONS</b><br>W H |       |   |    |    |    |  |  |
|   |   |  | 43.25   | 31   | 30.75 | 42.5                            | 19.5 | 17.5 | 42.5                          | 13.25 |   |    |    |    |  |  |
|   |   |  | <b>RTA 00</b>   |      |       |                                 |      |      |                               |       |   |    |    |    |  |  |
|   |   | <b>S7877</b><br><b>S7877LF</b>   | <b>Three Seater w/Arms</b><br>COM Yardage: 8.75<br>Freight Class: 250<br>Product Weight (lbs.): 163<br>Cubic Feet Per Carton: 50.25                                 |      |       |                                 |      |      |                               |       |   |    |    |    |  |  |
|   |   |  | Free standing unit only.  |      |       |                                 |      |      |                               |       |   |    |    |    |  |  |
|   |   |  | <b>OVERALL DIMENSIONS</b><br>W D H  |      |       | <b>SEAT DIMENSIONS</b><br>W D H |      |      | <b>BACK DIMENSIONS</b><br>W H |       |   |    |    |    |  |  |
|   |   |  | 72.5  | 31   | 30    | 63.5                            | 19.5 | 17.5 | 63.5                          | 12.5  |   |    |    |    |  |  |
|   |   |  | <b>RTA 00</b>   |      |       |                                 |      |      |                               |       |   |    |    |    |  |  |
|  |  | <b>S7877RT</b><br><b>S7877LT</b><br><b>S7877LFRT</b><br><b>S7877LFLT</b> | <b>Three Seater w/Arms and Laminate Tablet</b><br>COM Yardage: 8.75<br>Freight Class: 250<br>Product Weight (lbs.): 171<br>Cubic Feet Per Carton: 55.5              |      |       |                                 |      |      |                               |       |   |    |    |    |  |  |
|   |   |  | Free standing unit only.<br>Tablets are Right Hand Seated (RT) or Left Hand Seated (LT).  |      |       |                                 |      |      |                               |       |   |    |    |    |  |  |
|   |   |  | <b>OVERALL DIMENSIONS</b><br>W D H  |      |       | <b>SEAT DIMENSIONS</b><br>W D H |      |      | <b>BACK DIMENSIONS</b><br>W H |       |   |    |    |    |  |  |
|   |   |  | 74  | 33.5 | 30    | 63.5                            | 19.5 | 17.5 | 63.5                          | 12.5  |   |    |    |    |  |  |
|   |   |  | <b>RTA 00</b>   |      |       |                                 |      |      |                               |       |   |    |    |    |  |  |
|  |   | <b>S7877LRT</b><br><b>S7876LFLRT</b>                                     | <b>Three Seater w/Arms and Laminate Tablets</b><br>COM Yardage: 8.75<br>Freight Class: 250<br>Product Weight (lbs.): 250<br>Cubic Feet Per Carton: 55.5             |      |       |                                 |      |      |                               |       |   |    |    |    |  |  |
|   |   |  | Free standing unit only.<br>With both Left and Right Tablets.   |      |       |                                 |      |      |                               |       |   |    |    |    |  |  |
|   |   |  | <b>OVERALL DIMENSIONS</b><br>W D H  |      |       | <b>SEAT DIMENSIONS</b><br>W D H |      |      | <b>BACK DIMENSIONS</b><br>W H |       |   |    |    |    |  |  |
|   |   |  | 75.5  | 33.5 | 30    | 63.5                            | 19.5 | 17.5 | 63.5                          | 12.5  |   |    |    |    |  |  |
|   |   |  | <b>RTA 00</b>   |      |       |                                 |      |      |                               |       |   |    |    |    |  |  |

| DESCRIPTION   | FEATURES  | MODEL#  | STANDARD TEXTILE GRADES   |          |          |                        |          |          |                        |          |   |    |    |    |
|---|---|---|---------------------------|----------|----------|------------------------|----------|----------|------------------------|----------|---|----|----|----|
|   |   |   | 1                         | 2        | 3        | 4                      | 5        | 6        | 7                      | 8        | 9 | 10 | 11 | 12 |
|  <p><b>S7891R</b></p> <p><b>Three Seater w/One Arm</b><br/>COM Yardage: 7.25<br/>Freight Class: 250<br/>Product Weight (lbs.): 147<br/>Cubic Feet Per Carton: 50.25</p>                      |  <p><b>S7891L</b></p> <p>No ganging hardware. Armless side can be equipped with ganging brackets, model 7892. Arms are Right Hand Seated (RT) or Left Hand Seated (LT).</p>                  | <p><b>S7891R</b> - - - - 3245 3468 3889 4564 5081 5656 6842 8105<br/> <b>S7891L</b> - - - - 3245 3468 3889 4564 5081 5656 6842 8105<br/> <b>S7891LFR</b> - - - - 4148 4371 4791 5465 5983 6559 7745 9008<br/> <b>S7891LFL</b> - - - - 4148 4371 4791 5465 5983 6559 7745 9008</p> <p>Fabric/vinyl shell + leather cushions</p>        | <b>OVERALL DIMENSIONS</b> |          |          | <b>SEAT DIMENSIONS</b> |          |          | <b>BACK DIMENSIONS</b> |          |   |    |    |    |
|   |   |   | <b>W</b>                  | <b>D</b> | <b>H</b> | <b>W</b>               | <b>D</b> | <b>H</b> | <b>W</b>               | <b>H</b> |   |    |    |    |
|   |   |   | 68.5                      | 31       | 30.75    | 63.5                   | 19.5     | 17.5     | 63.5                   | 13.25    |   |    |    |    |
|   |   |   | <b>RTA 00</b>             |          |          |                        |          |          |                        |          |   |    |    |    |
|  <p><b>S7891RRT</b></p> <p><b>Three Seater w/One Arm and Laminate Tablet</b><br/>COM Yardage: 7.25<br/>Freight Class: 250<br/>Product Weight (lbs.): 155<br/>Cubic Feet Per Carton: 55.5</p> |  <p><b>S7891LLT</b></p> <p>No ganging hardware. Armless side(s) can be equipped with ganging brackets, model 7892. Tablets are Arms are Right Hand Seated (RT) or Left Hand Seated (LT).</p> | <p><b>S7891RRT</b> - - - - 3864 4087 4507 5183 5700 6275 7461 8724<br/> <b>S7891LLT</b> - - - - 3864 4087 4507 5183 5700 6275 7461 8724<br/> <b>S7891LFRRT</b> - - - - 4769 4992 5413 6088 6605 7180 8366 9629<br/> <b>S7891LFLT</b> - - - - 4769 4992 5413 6088 6605 7180 8366 9629</p> <p>Fabric/vinyl shell + leather cushions</p> | <b>OVERALL DIMENSIONS</b> |          |          | <b>SEAT DIMENSIONS</b> |          |          | <b>BACK DIMENSIONS</b> |          |   |    |    |    |
|   |   |   | <b>W</b>                  | <b>D</b> | <b>H</b> | <b>W</b>               | <b>D</b> | <b>H</b> | <b>W</b>               | <b>H</b> |   |    |    |    |
|   |   |   | 70                        | 33.5     | 30.75    | 63.5                   | 19.5     | 17.5     | 63.5                   | 13.25    |   |    |    |    |
|   |   |   | <b>RTA 00</b>             |          |          |                        |          |          |                        |          |   |    |    |    |
|  <p><b>S7897</b></p> <p><b>Armless Three Seater</b><br/>COM Yardage: 7.25<br/>Freight Class: 250<br/>Product Weight (lbs.): 131<br/>Cubic Feet Per Carton: 50.25</p>                        | <p>No ganging hardware. Armless side(s) can be equipped with ganging brackets, model 7892.</p>  | <p><b>S7897</b> - - - - 3245 3468 3889 4564 5081 5656 6842 8105<br/> <b>S7897LF</b> - - - - 4148 4371 4791 5465 5983 6559 7745 9008</p> <p>Fabric/vinyl shell + leather cushions</p>  | <b>OVERALL DIMENSIONS</b> |          |          | <b>SEAT DIMENSIONS</b> |          |          | <b>BACK DIMENSIONS</b> |          |   |    |    |    |
|   |   |   | <b>W</b>                  | <b>D</b> | <b>H</b> | <b>W</b>               | <b>D</b> | <b>H</b> | <b>W</b>               | <b>H</b> |   |    |    |    |
|   |   |   | 64.5                      | 31       | 30.75    | 63.5                   | 19.5     | 17.5     | 63.5                   | 13.25    |   |    |    |    |
|   |   |   | <b>RTA 00</b>             |          |          |                        |          |          |                        |          |   |    |    |    |
|  <p><b>S7884</b></p> <p><b>Four Seater w/Arms</b><br/>COM Yardage: 10.25<br/>Freight Class: 250<br/>Product Weight (lbs.): 204<br/>Cubic Feet Per Carton: 69</p>                           | <p>Free standing unit only.</p>   | <p><b>S7884</b> - - - - 4929 5243 5839 6789 7520 8335 10010 11798<br/> <b>S7884LF</b> - - - - 6179 6493 7089 8039 8770 9585 11260 13047</p> <p>Fabric/vinyl shell + leather cushions</p>  | <b>OVERALL DIMENSIONS</b> |          |          | <b>SEAT DIMENSIONS</b> |          |          | <b>BACK DIMENSIONS</b> |          |   |    |    |    |
|   |   |   | <b>W</b>                  | <b>D</b> | <b>H</b> | <b>W</b>               | <b>D</b> | <b>H</b> | <b>W</b>               | <b>H</b> |   |    |    |    |
|   |   |   | 93.5                      | 31       | 30       | 84                     | 19.5     | 17.5     | 84                     | 12.5     |   |    |    |    |
|   |   |   | <b>RTA 00</b>             |          |          |                        |          |          |                        |          |   |    |    |    |
|  <p><b>S7884R</b></p> <p><b>Four Seater w/One Arm</b><br/>COM Yardage: 9.5<br/>Freight Class: 250<br/>Product Weight (lbs.): 188<br/>Cubic Feet Per Carton: 69</p>                         |  <p><b>S7884L</b></p> <p>No ganging hardware. Armless side can be equipped with ganging brackets, model 7892. Arms are Right Hand Seated (RT) or Left Hand Seated (LT).</p>                | <p><b>S7884R</b> - - - - 4823 5112 5666 6545 7225 7980 9532 11189<br/> <b>S7884L</b> - - - - 4823 5112 5666 6545 7225 7980 9532 11189<br/> <b>S7884LFR</b> - - - - 6074 6366 6920 7798 8477 9232 10784 12441<br/> <b>S7884LFL</b> - - - - 6074 6366 6920 7798 8477 9232 10784 12441</p> <p>Fabric/vinyl shell + leather cushions</p>  | <b>OVERALL DIMENSIONS</b> |          |          | <b>SEAT DIMENSIONS</b> |          |          | <b>BACK DIMENSIONS</b> |          |   |    |    |    |
|   |   |   | <b>W</b>                  | <b>D</b> | <b>H</b> | <b>W</b>               | <b>D</b> | <b>H</b> | <b>W</b>               | <b>H</b> |   |    |    |    |
|   |   |   | 89.5                      | 31       | 30.75    | 84                     | 19.5     | 17.5     | 84                     | 12.5     |   |    |    |    |
|   |   |   | <b>RTA 00</b>             |          |          |                        |          |          |                        |          |   |    |    |    |

DESCRIPTION FEATURES MODEL# STANDARD TEXTILE GRADES



**Armless Four Seater**  
COM Yardage: 8.75  
Freight Class: 250  
Product Weight (lbs.): 172  
Cubic Feet Per Carton: 61.5

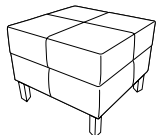
No ganging hardware.  
Armless side(s) can be equipped with ganging brackets, model 7892.

|                  | 1 | 2 | 3 | 4 | 5    | 6    | 7    | 8    | 9    | 10   | 11    | 12    |
|------------------|---|---|---|---|------|------|------|------|------|------|-------|-------|
| <b>S7884NA</b>   | - | - | - | - | 4823 | 5089 | 5600 | 6413 | 7036 | 7732 | 9161  | 10688 |
| <b>S7884LFNA</b> | - | - | - | - | 6074 | 6340 | 6851 | 7664 | 8287 | 8983 | 10412 | 11939 |

Fabric/vinyl shell + leather cushions

| OVERALL DIMENSIONS |    |       | SEAT DIMENSIONS |      |      | BACK DIMENSIONS |      |
|--------------------|----|-------|-----------------|------|------|-----------------|------|
| W                  | D  | H     | W               | D    | H    | W               | H    |
| 85.5               | 31 | 30.75 | 84              | 19.5 | 17.5 | 84              | 12.5 |

RTA 00



**Square Ottoman**  
COM Yardage: 1.5  
Freight Class: 250  
Product Weight (lbs.): 27  
Cubic Feet Per Carton: 7.5

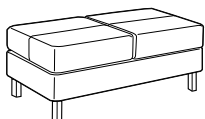
No ganging hardware.  
Side(s) can be equipped with ganging brackets, model 7892.  
Does not gang to seating units.

|                | 1 | 2 | 3 | 4 | 5   | 6   | 7    | 8    | 9    | 10   | 11   | 12   |
|----------------|---|---|---|---|-----|-----|------|------|------|------|------|------|
| <b>S7879</b>   | - | - | - | - | 759 | 807 | 896  | 1036 | 1144 | 1262 | 1508 | 1768 |
| <b>S7879LF</b> | - | - | - | - | 915 | 963 | 1052 | 1192 | 1300 | 1418 | 1664 | 1924 |

Fabric/vinyl shell + leather cushions

| OVERALL DIMENSIONS |    |    | SEAT DIMENSIONS |   |    | BACK DIMENSIONS |   |
|--------------------|----|----|-----------------|---|----|-----------------|---|
| W                  | D  | H  | W               | D | H  | W               | H |
| 22                 | 22 | 17 | -               | - | 17 | -               | - |

RTA 00



**Two Seater Bench**  
COM Yardage: 2.25  
Freight Class: 250  
Product Weight (lbs.): 42  
Cubic Feet Per Carton: 11.5

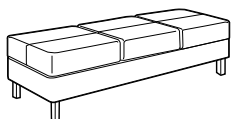
No ganging hardware.  
Side(s) can be equipped with ganging brackets, model 7892.  
Does not gang to seating units.

|                | 1 | 2 | 3 | 4 | 5    | 6    | 7    | 8    | 9    | 10   | 11   | 12   |
|----------------|---|---|---|---|------|------|------|------|------|------|------|------|
| <b>S7893</b>   | - | - | - | - | 1458 | 1530 | 1663 | 1870 | 2033 | 2210 | 2577 | 2970 |
| <b>S7893LF</b> | - | - | - | - | 1775 | 1847 | 1980 | 2187 | 2346 | 2527 | 2894 | 3287 |

Fabric/vinyl shell + leather cushions

| OVERALL DIMENSIONS |      |    | SEAT DIMENSIONS |   |    | BACK DIMENSIONS |   |
|--------------------|------|----|-----------------|---|----|-----------------|---|
| W                  | D    | H  | W               | D | H  | W               | H |
| 43                 | 21.5 | 17 | -               | - | 17 | -               | - |

RTA 00



**Three Seater Bench**  
COM Yardage: 3.75  
Freight Class: 250  
Product Weight (lbs.): 62  
Cubic Feet Per Carton: 16.75

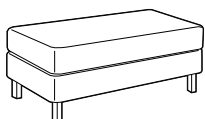
No ganging hardware.  
Side(s) can be equipped with ganging brackets, model 7892.  
Does not gang to seating units.

|                | 1 | 2 | 3 | 4 | 5    | 6    | 7    | 8    | 9    | 10   | 11   | 12   |
|----------------|---|---|---|---|------|------|------|------|------|------|------|------|
| <b>S7894</b>   | - | - | - | - | 2076 | 2194 | 2412 | 2759 | 3027 | 3325 | 3937 | 4591 |
| <b>S7894LF</b> | - | - | - | - | 2548 | 2666 | 2884 | 3231 | 3499 | 3797 | 4409 | 5063 |

Fabric/vinyl shell + leather cushions

| OVERALL DIMENSIONS |      |    | SEAT DIMENSIONS |   |    | BACK DIMENSIONS |   |
|--------------------|------|----|-----------------|---|----|-----------------|---|
| W                  | D    | H  | W               | D | H  | W               | H |
| 64.5               | 21.5 | 17 | -               | - | 17 | -               | - |

RTA 00



**Two Seater Bench - Single Cushion**  
COM Yardage: 2.25  
Freight Class: 250  
Product Weight (lbs.): 42  
Cubic Feet Per Carton: 11.5

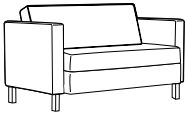

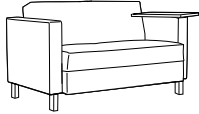
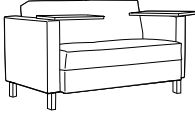
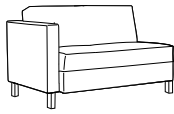



No ganging hardware.  
Side(s) can be equipped with ganging brackets, model 7892.  
Does not gang to seating units.


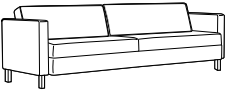
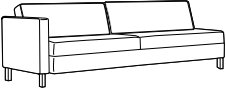
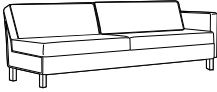
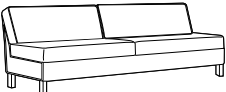
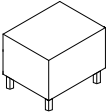
|                | 1 | 2 | 3 | 4 | 5    | 6    | 7    | 8    | 9    | 10   | 11   | 12   |
|----------------|---|---|---|---|------|------|------|------|------|------|------|------|
| <b>S7905</b>   | - | - | - | - | 1146 | 1218 | 1351 | 1558 | 1717 | 1898 | 2265 | 2658 |
| <b>S7905LF</b> | - | - | - | - | 1461 | 1533 | 1665 | 1873 | 2032 | 2213 | 2580 | 2973 |

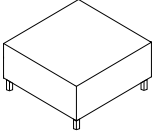
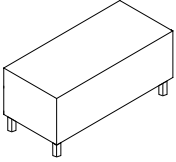
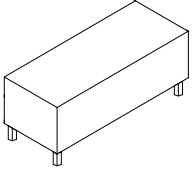
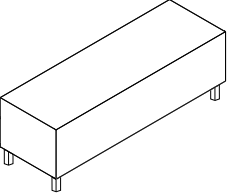
Fabric/vinyl shell + leather cushions

| OVERALL DIMENSIONS |      |    | SEAT DIMENSIONS |   |    | BACK DIMENSIONS |   |
|--------------------|------|----|-----------------|---|----|-----------------|---|
| W                  | D    | H  | W               | D | H  | W               | H |
| 43                 | 21.5 | 17 | -               | - | 17 | -               | - |

RTA 00

| DESCRIPTION  | FEATURES   | MODEL# | STANDARD TEXTILE GRADES               |   |   |                        |   |      |                        |      |      |      |      |      |      |
|--|--|--------|---------------------------------------|---|---|------------------------|---|------|------------------------|------|------|------|------|------|------|
|  |  |        | 1                                     | 2 | 3 | 4                      | 5 | 6    | 7                      | 8    | 9    | 10   | 11   | 12   |      |
|  <p><b>Two Seater w/Arms - Single Cushion</b><br/>COM Yardage: 6.5<br/>Freight Class: 250<br/>Product Weight (lbs.): 122<br/>Cubic Feet Per Carton: 36</p>  | Free standing unit only.   |        | <b>S7902</b>                          | - | - | -                      | - | 2588 | 2783                   | 3145 | 3725 | 4169 | 4665 | 5689 | 6778 |
|  |  |        | <b>S7902LF</b>                        | - | - | -                      | - | 3170 | 3371                   | 3750 | 4351 | 4816 | 5333 | 6394 | 7528 |
|  |  |        | Fabric/vinyl shell + leather cushions |   |   |                        |   |      |                        |      |      |      |      |      |      |
|  |  |        | <b>OVERALL DIMENSIONS</b>             |   |   | <b>SEAT DIMENSIONS</b> |   |      | <b>BACK DIMENSIONS</b> |      |      |      |      |      |      |
| W D H  |  |        | W D H                                 |   |   | W H                    |   |      |                        |      |      |      |      |      |      |
| 51.25 31 30  |  |        | 42.5 19.5 17.5                        |   |   | 42.5 12.5              |   |      |                        |      |      |      |      |      |      |
| <b>RTA 00</b>  |  |        |                                       |   |   |                        |   |      |                        |      |      |      |      |      |      |
|   <p><b>S7902RT</b>                      <b>3208T</b></p> <p><b>Two Seater w/Arms &amp; Lam. Tablet - Single Cushion</b><br/>COM Yardage: 5.25<br/>Freight Class: 250<br/>Product Weight (lbs.): 114<br/>Cubic Feet Per Carton: 36</p>         | Free standing unit only.<br>Tablets are Right Hand Seated (RT) or Left Hand Seated (LT).   |        | <b>S7902RT</b>                        | - | - | -                      | - | 3208 | 2543                   | 2543 | 4389 | 2543 | 5371 | 6432 | 7566 |
|  |  |        | <b>S7902LT</b>                        | - | - | -                      | - | 3208 | 2543                   | 2543 | 4389 | 2543 | 5371 | 6432 | 7566 |
|  |  |        | <b>S7902LFR</b>                       | - | - | -                      | - | 3790 | 3991                   | 4370 | 4971 | 5436 | 5953 | 7014 | 8148 |
|  |  |        | <b>S7902LFLT</b>                      | - | - | -                      | - | 3790 | 3991                   | 4370 | 4971 | 5436 | 5953 | 7014 | 8148 |
| Fabric/vinyl shell + leather cushions  |  |        |                                       |   |   |                        |   |      |                        |      |      |      |      |      |      |
| <b>OVERALL DIMENSIONS</b>  |  |        | <b>SEAT DIMENSIONS</b>                |   |   | <b>BACK DIMENSIONS</b> |   |      |                        |      |      |      |      |      |      |
| W D H  |  |        | W D H                                 |   |   | W H                    |   |      |                        |      |      |      |      |      |      |
| 48.75 33.5 30.75   |  |        | 42.5 19.5 17.5                        |   |   | 42.5 13.25             |   |      |                        |      |      |      |      |      |      |
| <b>RTA 00</b>  |  |        |                                       |   |   |                        |   |      |                        |      |      |      |      |      |      |
|  <p><b>Two Seater w/Arms &amp; Lam. Tablets - Single Cushion</b><br/>COM Yardage: 6.5<br/>Freight Class: 250<br/>Product Weight (lbs.): 127<br/>Cubic Feet Per Carton: 41.25</p>   | Free standing unit only.<br>With both Left and Right Tablets.  |        | <b>S7902LRT</b>                       | - | - | -                      | - | 3829 | 4028                   | 4409 | 5010 | 5475 | 5992 | 7053 | 8187 |
|  |  |        | <b>S7902LFLRT</b>                     | - | - | -                      | - | 4410 | 4611                   | 4990 | 5591 | 6056 | 6573 | 7634 | 8768 |
|  |  |        | Fabric/vinyl shell + leather cushions |   |   |                        |   |      |                        |      |      |      |      |      |      |
|  |  |        | <b>OVERALL DIMENSIONS</b>             |   |   | <b>SEAT DIMENSIONS</b> |   |      | <b>BACK DIMENSIONS</b> |      |      |      |      |      |      |
| W D H  |  |        | W D H                                 |   |   | W H                    |   |      |                        |      |      |      |      |      |      |
| 54.25 33.5 30  |  |        | 42.5 19.5 17.5                        |   |   | 42.5 12.5              |   |      |                        |      |      |      |      |      |      |
| <b>RTA 00</b>  |  |        |                                       |   |   |                        |   |      |                        |      |      |      |      |      |      |
|   <p><b>S7902R</b>                      <b>S7902L</b></p> <p><b>Two Seater w/One Arm - Single Cushion</b><br/>COM Yardage: 5.25<br/>Freight Class: 250<br/>Product Weight (lbs.): 114<br/>Cubic Feet Per Carton: 36</p>                    | No ganging hardware.<br>Armless side can be equipped with ganging brackets, model 7892.<br>Arms are Right Hand Seated (RT) or Left Hand Seated (LT). |        | <b>S7902R</b>                         | - | - | -                      | - | 2403 | 2565                   | 2870 | 3357 | 3732 | 4151 | 5007 | 5924 |
|  |  |        | <b>S7902L</b>                         | - | - | -                      | - | 2403 | 2565                   | 2870 | 3357 | 3732 | 4151 | 5007 | 5924 |
|  |  |        | <b>S7902LFR</b>                       | - | - | -                      | - | 2985 | 3147                   | 3452 | 3939 | 4314 | 4732 | 5589 | 6505 |
|  |  |        | <b>S7902LFL</b>                       | - | - | -                      | - | 2985 | 3147                   | 3452 | 3939 | 4314 | 4732 | 5589 | 6505 |
| Fabric/vinyl shell + leather cushions  |  |        |                                       |   |   |                        |   |      |                        |      |      |      |      |      |      |
| <b>OVERALL DIMENSIONS</b>  |  |        | <b>SEAT DIMENSIONS</b>                |   |   | <b>BACK DIMENSIONS</b> |   |      |                        |      |      |      |      |      |      |
| W D H  |  |        | W D H                                 |   |   | W H                    |   |      |                        |      |      |      |      |      |      |
| 47.25 31 30.75   |  |        | 42.5 19.5 17.5                        |   |   | 42.5 13.25             |   |      |                        |      |      |      |      |      |      |
| <b>RTA 00</b>  |  |        |                                       |   |   |                        |   |      |                        |      |      |      |      |      |      |
|   <p><b>S7902RRT</b>                      <b>3208T</b></p> <p><b>Two Seater w/One Arm &amp; Lam. Tablet - Single Cushion</b><br/>COM Yardage: 5.25<br/>Freight Class: 250<br/>Product Weight (lbs.): 114<br/>Cubic Feet Per Carton: 36</p> | Free standing unit only.<br>Tablets are Right Hand Seated (RT) or Left Hand Seated (LT).   |        | <b>S7902RRT</b>                       | - | - | -                      | - | 3022 | 3184                   | 3489 | 3976 | 4351 | 4769 | 5626 | 6542 |
|  |  |        | <b>S7902LLT</b>                       | - | - | -                      | - | 3022 | 3184                   | 3489 | 3976 | 4351 | 4769 | 5626 | 6542 |
|  |  |        | <b>S7902LFRRT</b>                     | - | - | -                      | - | 3603 | 3765                   | 4070 | 4559 | 4932 | 5351 | 6207 | 8148 |
|  |  |        | <b>S7902LFLRT</b>                     | - | - | -                      | - | 3603 | 3765                   | 4070 | 4559 | 4932 | 5351 | 6207 | 8148 |
| Fabric/vinyl shell + leather cushions  |  |        |                                       |   |   |                        |   |      |                        |      |      |      |      |      |      |
| <b>OVERALL DIMENSIONS</b>  |  |        | <b>SEAT DIMENSIONS</b>                |   |   | <b>BACK DIMENSIONS</b> |   |      |                        |      |      |      |      |      |      |
| W D H  |  |        | W D H                                 |   |   | W H                    |   |      |                        |      |      |      |      |      |      |
| 48.75 33.5 30.75   |  |        | 42.5 19.5 17.5                        |   |   | 42.5 13.25             |   |      |                        |      |      |      |      |      |      |
| <b>RTA 00</b>  |  |        |                                       |   |   |                        |   |      |                        |      |      |      |      |      |      |

| DESCRIPTION   | FEATURES  | MODEL# | STANDARD TEXTILE GRADES               |      |   |                        |   |      |                        |      |      |      |      |       |       |  |  |
|---|---|--------|---------------------------------------|------|---|------------------------|---|------|------------------------|------|------|------|------|-------|-------|--|--|
|   |   |        | 1                                     | 2    | 3 | 4                      | 5 | 6    | 7                      | 8    | 9    | 10   | 11   | 12    |       |  |  |
|  <p><b>Armless Two Seater - Single Cushion</b><br/>COM Yardage: 6.5<br/>Freight Class: 250<br/>Product Weight (lbs.): 90<br/>Cubic Feet Per Carton: 36</p>                         | <p>No ganging hardware.<br/>Armless side(s) can be equipped with ganging brackets, model 7892.</p>  |        | S7902NA                               | -    | - | -                      | - | 2403 | 2543                   | 2806 | 3222 | 3544 | 3903 | 4638  | 5421  |  |  |
|   |   |        | S7902LFNA                             | -    | - | -                      | - | 2985 | 3125                   | 3388 | 3804 | 4124 | 4485 | 5220  | 6003  |  |  |
|   |   |        | Fabric/vinyl shell + leather cushions |      |   |                        |   |      |                        |      |      |      |      |       |       |  |  |
|   |   |        | <b>OVERALL DIMENSIONS</b>             |      |   | <b>SEAT DIMENSIONS</b> |   |      | <b>BACK DIMENSIONS</b> |      |      |      |      |       |       |  |  |
| W D H   |   |        | W D H                                 |      |   | W H                    |   |      |                        |      |      |      |      |       |       |  |  |
| 43.25 31 30.75  |   |        | 42.5 19.5 17.5                        |      |   | 42.5 13.25             |   |      |                        |      |      |      |      |       |       |  |  |
| <b>RTA 00</b>   |   |        |                                       |      |   |                        |   |      |                        |      |      |      |      |       |       |  |  |
|  <p><b>Four Seater w/Arms - Duo Cushion</b><br/>COM Yardage: 10.25<br/>Freight Class: 250<br/>Product Weight (lbs.): 204<br/>Cubic Feet Per Carton: 69</p>                         | <p>Free standing unit only.</p>   |        | S7904                                 | -    | - | -                      | - | 4929 | 5243                   | 5839 | 6789 | 7520 | 8335 | 10010 | 11798 |  |  |
|   |   |        | S7904LF                               | -    | - | -                      | - | 6179 | 6493                   | 7089 | 8039 | 8770 | 9585 | 11260 | 13047 |  |  |
|   |   |        | Fabric/vinyl shell + leather cushions |      |   |                        |   |      |                        |      |      |      |      |       |       |  |  |
|   |   |        | <b>OVERALL DIMENSIONS</b>             |      |   | <b>SEAT DIMENSIONS</b> |   |      | <b>BACK DIMENSIONS</b> |      |      |      |      |       |       |  |  |
| W D H   |   |        | W D H                                 |      |   | W H                    |   |      |                        |      |      |      |      |       |       |  |  |
| 93.5 31 30  |   |        | 84 19.5 17.5                          |      |   | 84 12.5                |   |      |                        |      |      |      |      |       |       |  |  |
| <b>RTA 00</b>   |   |        |                                       |      |   |                        |   |      |                        |      |      |      |      |       |       |  |  |
|  <p><b>S7904R</b></p> <p><b>Four Seater w/One Arm - Duo Cushion</b><br/>COM Yardage: 9.5<br/>Freight Class: 250<br/>Product Weight (lbs.): 188<br/>Cubic Feet Per Carton: 61.5</p> |  <p><b>S7904L</b></p> <p>No ganging hardware.<br/>Armless side can be equipped with ganging brackets, model 7892.<br/>Arms are Right Hand Seated (RT) or Left Hand Seated (LT) .</p> |        | S7904R                                | -    | - | -                      | - | 4823 | 5112                   | 5666 | 6545 | 7225 | 7980 | 9532  | 11189 |  |  |
|   |   |        | S7904L                                | -    | - | -                      | - | 4823 | 5112                   | 5666 | 6545 | 7225 | 7980 | 9532  | 11189 |  |  |
|   |   |        | S7904LFR                              | -    | - | -                      | - | 6074 | 6366                   | 6920 | 7798 | 8477 | 9232 | 10784 | 12441 |  |  |
|   |   |        | S7904LFL                              | -    | - | -                      | - | 6074 | 6366                   | 6920 | 7798 | 8477 | 9232 | 10784 | 12441 |  |  |
| Fabric/vinyl shell + leather cushions   |   |        |                                       |      |   |                        |   |      |                        |      |      |      |      |       |       |  |  |
| <b>OVERALL DIMENSIONS</b>   |   |        | <b>SEAT DIMENSIONS</b>                |      |   | <b>BACK DIMENSIONS</b> |   |      |                        |      |      |      |      |       |       |  |  |
| W D H   |   |        | W D H                                 |      |   | W H                    |   |      |                        |      |      |      |      |       |       |  |  |
| 89.5 31 30.75   |   |        | 84 19.5 17.5                          |      |   | 84 12.5                |   |      |                        |      |      |      |      |       |       |  |  |
| <b>RTA 00</b>   |   |        |                                       |      |   |                        |   |      |                        |      |      |      |      |       |       |  |  |
|  <p><b>Armless Four Seater - Single Cushion</b><br/>COM Yardage: 8.75<br/>Freight Class: 250<br/>Product Weight (lbs.): 172<br/>Cubic Feet Per Carton: 61.5</p>                  | <p>No ganging hardware.<br/>Armless side(s) can be equipped with ganging brackets, model 7892.</p>  |        | S7904NA                               | -    | - | -                      | - | 4823 | 5089                   | 5600 | 6413 | 7036 | 7732 | 9161  | 10688 |  |  |
|   |   |        | S7904LFNA                             | -    | - | -                      | - | 6074 | 6340                   | 6851 | 7664 | 8287 | 8983 | 10412 | 11939 |  |  |
|   |   |        | Fabric/vinyl shell + leather cushions |      |   |                        |   |      |                        |      |      |      |      |       |       |  |  |
|   |   |        | <b>OVERALL DIMENSIONS</b>             |      |   | <b>SEAT DIMENSIONS</b> |   |      | <b>BACK DIMENSIONS</b> |      |      |      |      |       |       |  |  |
| W D H   |   |        | W D H                                 |      |   | W H                    |   |      |                        |      |      |      |      |       |       |  |  |
| 85.5 31 30.75   |   |        | 84 19.5 17.5                          |      |   | 84 12.5                |   |      |                        |      |      |      |      |       |       |  |  |
| <b>RTA 00</b>   |   |        |                                       |      |   |                        |   |      |                        |      |      |      |      |       |       |  |  |
|  <p><b>Cube End Table</b><br/>COM Yardage: N/A<br/>Freight Class: 100<br/>Product Weight (lbs.): 51<br/>Cubic Feet Per Carton: 5.5</p>   | <p>Free standing unit only.<br/>No ganging hardware.<br/>For Power/USB module please see electrical placement chart.</p>  |        | S7911                                 | 1915 | - | -                      | - | -    | -                      | -    | -    | -    | -    | -     | -     |  |  |
|   |   |        | <b>OVERALL DIMENSIONS</b>             |      |   | <b>SEAT DIMENSIONS</b> |   |      | <b>BACK DIMENSIONS</b> |      |      |      |      |       |       |  |  |
|   |   |        | W D H                                 |      |   | W D H                  |   |      | W H                    |      |      |      |      |       |       |  |  |
|   |   |        | 20 24 16                              |      |   | -                      |   |      | -                      |      |      |      |      |       |       |  |  |
| <b>RTA 00</b>   |   |        |                                       |      |   |                        |   |      |                        |      |      |      |      |       |       |  |  |

| DESCRIPTION  | FEATURES   | MODEL#                    | STANDARD TEXTILE GRADES |          |                        |          |          |                        |          |   |   |    |    |    |
|--|--|---------------------------|-------------------------|----------|------------------------|----------|----------|------------------------|----------|---|---|----|----|----|
|  |  |                           | 1                       | 2        | 3                      | 4        | 5        | 6                      | 7        | 8 | 9 | 10 | 11 | 12 |
|  <p><b>Cube Square Coffee Table</b><br/>COM Yardage: N/A<br/>Freight Class: 100<br/>Product Weight (lbs.): 86<br/>Cubic Feet Per Carton: 10.75</p>          | <p>Free standing unit only.<br/>No ganging hardware.<br/>For Power/USB module please see electrical placement chart.</p> | <b>S7912</b>              | 2433                    | -        | -                      | -        | -        | -                      | -        | - | - | -  | -  | -  |
|  |  | <b>OVERALL DIMENSIONS</b> |                         |          | <b>SEAT DIMENSIONS</b> |          |          | <b>BACK DIMENSIONS</b> |          |   |   |    |    |    |
|  |  | <b>W</b>                  | <b>D</b>                | <b>H</b> | <b>W</b>               | <b>D</b> | <b>H</b> | <b>W</b>               | <b>H</b> |   |   |    |    |    |
|  |  | 33                        | 33                      | 14       | -                      | -        | -        | -                      | -        |   |   |    |    |    |
|  |  |                           | <b>RTA 00</b>           |          |                        |          |          |                        |          |   |   |    |    |    |
|  <p><b>Cube 40" Coffee Table</b><br/>COM Yardage: N/A<br/>Freight Class: 100<br/>Product Weight (lbs.): 66<br/>Cubic Feet Per Carton: 8</p>                 | <p>Free standing unit only.<br/>No ganging hardware.<br/>For Power/USB module please see electrical placement chart.</p> | <b>S7913</b>              | 2303                    | -        | -                      | -        | -        | -                      | -        | - | - | -  | -  |    |
|  |  | <b>OVERALL DIMENSIONS</b> |                         |          | <b>SEAT DIMENSIONS</b> |          |          | <b>BACK DIMENSIONS</b> |          |   |   |    |    |    |
|  |  | <b>W</b>                  | <b>D</b>                | <b>H</b> | <b>W</b>               | <b>D</b> | <b>H</b> | <b>W</b>               | <b>H</b> |   |   |    |    |    |
|  |  | 40                        | 20                      | 14       | -                      | -        | -        | -                      | -        |   |   |    |    |    |
|  |  |                           | <b>RTA 00</b>           |          |                        |          |          |                        |          |   |   |    |    |    |
|  <p><b>Cube Extended 60" Coffee Table</b><br/>COM Yardage: N/A<br/>Freight Class: 125<br/>Product Weight (lbs.): 93<br/>Cubic Feet Per Carton: 12</p>      | <p>Free standing unit only.<br/>No ganging hardware.<br/>For Power/USB module please see electrical placement chart.</p> | <b>S7915</b>              | 3008                    | -        | -                      | -        | -        | -                      | -        | - | - | -  |    |    |
|  |  | <b>OVERALL DIMENSIONS</b> |                         |          | <b>SEAT DIMENSIONS</b> |          |          | <b>BACK DIMENSIONS</b> |          |   |   |    |    |    |
|  |  | <b>W</b>                  | <b>D</b>                | <b>H</b> | <b>W</b>               | <b>D</b> | <b>H</b> | <b>W</b>               | <b>H</b> |   |   |    |    |    |
|  |  | 60                        | 20                      | 14       | -                      | -        | -        | -                      | -        |   |   |    |    |    |
|  |  |                           | <b>RTA 00</b>           |          |                        |          |          |                        |          |   |   |    |    |    |
|  <p><b>Cube Extended 72" Coffee Table</b><br/>COM Yardage: N/A<br/>Freight Class: 125<br/>Product Weight (lbs.): 107<br/>Cubic Feet Per Carton: 14.25</p> | <p>Free standing unit only.<br/>No ganging hardware.<br/>For Power/USB module please see electrical placement chart.</p> | <b>S7916</b>              | 3078                    | -        | -                      | -        | -        | -                      | -        | - | - | -  |    |    |
|  |  | <b>OVERALL DIMENSIONS</b> |                         |          | <b>SEAT DIMENSIONS</b> |          |          | <b>BACK DIMENSIONS</b> |          |   |   |    |    |    |
|  |  | <b>W</b>                  | <b>D</b>                | <b>H</b> | <b>W</b>               | <b>D</b> | <b>H</b> | <b>W</b>               | <b>H</b> |   |   |    |    |    |
|  |  | 72                        | 20                      | 14       | -                      | -        | -        | -                      | -        |   |   |    |    |    |
|  |  |                           | <b>RTA 00</b>           |          |                        |          |          |                        |          |   |   |    |    |    |



DRIFT



Wood Base model 8030  
Side Chair w/4 Leg



Side Chair, Sled Base  
Arm Patches model 8023P



Chrome Base model 8034  
Low Back Lounge Chair



Wood Base model 8037  
Mid Back Lounge Chair



Ottoman model 8026



Wood Base model 8052  
Counter Stool



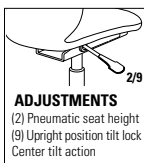
Chrome Base model 8041R26C  
Round Table w/4-Prong Base

EXAMPLE OF TABLE ORDER CODE:

|              |                  |              |               |             |             |
|--------------|------------------|--------------|---------------|-------------|-------------|
| 8030P        | WA50             | WA50         | R11           | NM          | AAM         |
| Model Number | Back/Arm Textile | Seat Textile | Patch Textile | Seat Height | Base Finish |

|            |                   |                   |                  |
|------------|-------------------|-------------------|------------------|
| NM         | NBS               | NSS               | NB               |
| Glide Type | Sealed Back Seams | Sealed Seat Seams | Moisture Barrier |

5-Star Base Mechanism



**ADJUSTMENTS**  
(2) Pneumatic seat height  
(9) Upright position tilt lock  
Center tilt action

**Ergonomic features:**  
B, C, S, U



**Flip Forward Seat**  
"F" suffix models





STANDARD FEATURES





- Drift's soft seat and contoured back and arms provide the perfect balance of style and comfort. Side chairs are available in six base types: sled, wood 4-leg, wood 4-prong swivel, chrome 4-prong swivel, high 4-star swivel and 5-star base on casters.
- Lounge chairs are available in four base types: sled, wood 4-leg, wood 4-star swivel and Chrome 4-prong swivel.
- Counter and bar height stools are available with three base types: sled, wood 4-leg, and Chrome 4-star swivel.
- Wood bases are made from Beechwood and are available in all standard wood finishes.
- Wood base seating models are standard with White non-marking polycarbonate glides. See Glide Type for additional glide options.
- Sled bases are standard in painted metal or Chrome finish. See Frame Finish for upcharges.
- Sled base models are standard with clear polycarbonate glides. See Glide Type for additional glide options.
- Chrome swivel bases are available in polished Chrome only. Lounge models with Chrome swivel bases swivel 360deg, available in swivel or self-centering swivel.
- Lounge seating is available with 17" seat height with a classic lounge angle or 18" seat height with a reduced back angle for ease of sitting and standing.
- Side chairs with 5-star base and casters swivel 360 degrees, are height adjustable with 4" range and include a tilting mechanism with upright tilt lock. Base is Polished Aluminum with C114 Carpet or C114R hard floor, dual wheel casters. See upcharges.
- Ottomans have a weighted bottom to maintain upright position. Specify Top and Side textile separately. Glides are White, non-marking.
- For increased durability on side and lounge seating, P and PH suffix models are available with arm and head patches. These high touch areas are covered in Global's Release vinyl. Specify Release color.
- For ease of cleaning, Side and Lounge Chair models with "F" suffix have flip-forward seats. Material under seat matches seat textile selection. (Stools and side chairs with high 4- star and 5-star bases have fixed seat cushions only.)
- Sealed seams are available on chair backs and/or seats (with upcharge). For sealed seams on Ottoman, specify Ottoman (8026S), available only in sealed seam approved textiles.
- A moisture barrier may be added to seat cushions only (with upcharge). Not available with sealed seams.
- Upholstery options: fabric, vinyl, or leather.
- All Drift seating is assembled using tamper proof screws.
- Drift seating is available to specify with two textiles, one for the seat cushion and one for the back and arms (see model image).
- For pricing, start with the base price and add both back/arms graded textile upcharge and the seat graded textile upcharge.
- The Blended Textile matrix does not apply to this series.
- Drift seating is designed for 300lb capacity.
- Shipped fully assembled.
- Tables include models with four prong wood or four prong metal column (polished chrome) bases. All are fixed orientation.
- Tables are available with high pressure laminate tops in three shapes and three sizes each.
- See finishes section in Price List for solid wood/ laminate coordination chart.





Add option codes in the following order:







- **Model Number**  
Specify model number.
- **Back/Arm Textile**  
Specify textile code. See model grade upcharges.



- **Seat Textile**  
Specify textile code. See model grade upcharges.
- **Arm and Head Patch Textile** (For P and PH suffix models)  
Release Vinyl only
- **Seat Height** (lounge models only):  
**(S17)** 17" Seat height  
**(S18)** 18" Seat height
- **Base Finish** (wood base models)  
**(AAM)** Absolute  
**(ACM)** Cherry  
**(ECM)** Espresso Cafe  
**(HGM)** Grey  
**(TMM)** Mahogany  
**(NLW)** Natural Walnut  
**(ASM)** Night  
**(NGM)** Noce Grigio  
**(NMM)** Noce Medio  
**(TWM)** Walnut  
**(WHM)** White  
**(BKM)** Black  
**(EOM)** English Oak  
**(TFM)** Fruitwood  
**(AHM)** Honey  
**(AVM)** Maple  
**(MWM)** Medium Walnut  
**(NBM)** Noce Biondo  
**(NEM)** Noce Leggero  
**(SKM)** Shaker Cherry  
**(WTM)** WC Cream  
**(WCM)** Winter Cherry
- **Base Finish** (sled base models)  
**(TBL)** Black  
**(TCC)** Cactus  
**(TDJ)** Dijon  
**(TEG)** Eggplant  
**(TFR)** Frost  
**(TIV)** Cloud  
**(TLA)** Latte  
**(TNE)** Nevada  
**(TSN)** Sand  
**(TTU)** Tungsten  
Metallics: Side/Lounge Counter Bar  
**(CHM)** Chrome. Add \$42 \$84 \$84
- **Base Finish** (5-star base only)  
**(A7)** Polish Aluminum
- **Cylinder Selection** (Chrome swivel lounge models):  
**(DSC)** Swivel cylinder  
**(DAC)** Self-centering cylinder
- **Glide Type** (wood base seating)  
**(NM)** White, non-marking nylon for most hard floor surfaces (standard)  
**(SG)** Steel cushioned glides for carpeted surfaces. Add \$34  
**(RG)** Non-slip, rubber glides for most hard floor surfaces. Add \$34  
**(FG)** Felt glides for most hard floor surfaces. Add \$34
- **Glide Type** (sled base seating)  
**(CG)** Clear, polycarbonate glide for most surfaces (standard)  
**(XG)** No glide for carpeted surfaces  
**(FG)** Felt glide for most hard surfaces. Add \$31  
**(SG)** Steel cushioned glide for carpeted surfaces. Add \$34  
**(RG)** Non-slip rubber glide for most hard surfaces. Add \$34
- **Glide Type** (High, 4-Prong base side chairs)  
**(NM)** White Polyethylene non-marking glide for most surfaces  
**(FG)** Felt Glide for most hard floor surfaces. Add \$34
- **Caster Type** (5-star base side chairs)  
**(DC)** 2" Caster for carpeted surfaces  
**(RC)** 2" Caster for hard floor surfaces. Add \$50
- **Sealed Back Seams** (contact customer care for approved textiles)  
**(NBS)** No sealed back seam  
**(SBS)** Sealed back seams. See model for upcharge.
- **Sealed Seat Seams** (contact customer care for approved textiles)  
**(NSS)** No sealed seat seams  
**(SSS)** Sealed seat seams. See model for upcharge.
- **Moisture Barrier** (not available with sealed seams)  
**(NB)** No moisture barrier  
**(MB)** Moisture barrier (seat only). Add \$101





| DESCRIPTION  | MODEL#/ FEATURES  | STANDARD TEXTILE GRADES |      |    |              |      |    |    |    |        |    |    |    |
|--|---|-------------------------|------|----|--------------|------|----|----|----|--------|----|----|----|
|  |   | 1/COM                   | 2    | 3  | 4            | 5    | 6  | 7  | 8  | 9      | 10 | 11 | 12 |
|  <p><b>Ottoman</b><br/>COM Yardage: Top: .5; Side: 1.5<br/>Freight Class: 250<br/>Product Weight (lbs.): 31<br/>Cubic Feet Per Carton: 8.5</p>  | <p><b>8026</b> Base Price: \$911<br/><b>8026S</b> Base Price: \$1101<br/>Shell upcharge: +0<br/>Seat upcharge: +0</p> |                         |      |    |              |      |    |    |    |        |    |    |    |
|  | <p>For sealed seams on full Ottoman, select 8026S model and select approved textile.</p>                              |                         |      |    |              |      |    |    |    |        |    |    |    |
|  | <p>OVERALL DIMENSIONS<br/>W D H</p>   | 18.5                    | 18.5 | 18 | -            | -    | -  | -  | -  | -      | -  | -  | -  |
|  | <p>SEAT DIMENSIONS<br/>W D H</p>  | RTA 00                  |      |    | 1 per carton |      |    |    |    |        |    |    |    |
|  <p><b>Side Chair, Sled Base</b><br/>COM Yardage: Back/Arms: 1.25; Seat: .75<br/>COM Yardage "F" Model: Back/Arms: 1.25; Seat 1<br/>Freight Class: 250<br/>Product Weight (lbs.): 31<br/>Cubic Feet Per Carton: 13.25</p>               | <p><b>8023</b> Base Price: \$1819<br/>Back/Arm upcharge: +0<br/>Seat upcharge: +0</p>                                 |                         |      |    |              |      |    |    |    |        |    |    |    |
|  | <p><b>8023F</b> Base Price: \$2070<br/>Back/Arm upcharge: +0<br/>Seat upcharge: +0</p>                                |                         |      |    |              |      |    |    |    |        |    |    |    |
|  | <p>"F" model = Flip Forward<br/>Seat for ease of cleaning</p>   |                         |      |    |              |      |    |    |    |        |    |    |    |
|  | <p>OVERALL DIMENSIONS<br/>W D H</p>   | 24.5                    | 23   | 31 | 18           | 17.5 | 18 | 15 | 13 | RTA 00 |    |    |    |
| <p>SEAT DIMENSIONS<br/>W D H</p>   | 1 per carton  |                         |      |    |              |      |    |    |    |        |    |    |    |
|  <p><b>Side Chair, Sled Base, Arm Patches</b><br/>COM Yardage: Back/Arms: 1.25; Seat: .75<br/>COM Yardage "F" Model: Back/Arms: 1.25; Seat 1<br/>Freight Class: 250<br/>Product Weight (lbs.): 31<br/>Cubic Feet Per Carton: 13.25</p> | <p><b>8023P</b> Base Price: \$1844<br/>Back/Arm upcharge: +0<br/>Seat upcharge: +0</p>                                |                         |      |    |              |      |    |    |    |        |    |    |    |
|  | <p><b>8023PF</b> Base Price: \$2095<br/>Back/Arm upcharge: +0<br/>Seat upcharge: +0</p>                               |                         |      |    |              |      |    |    |    |        |    |    |    |
|  | <p>"F" model = Flip Forward<br/>Seat for ease of cleaning</p>   |                         |      |    |              |      |    |    |    |        |    |    |    |
|  | <p>OVERALL DIMENSIONS<br/>W D H</p>   | 24.5                    | 23   | 31 | 18           | 17.5 | 18 | 15 | 13 | RTA 00 |    |    |    |
| <p>SEAT DIMENSIONS<br/>W D H</p>   | 1 per carton  |                         |      |    |              |      |    |    |    |        |    |    |    |
|  <p><b>Side Chair, 4 Leg Wood Base</b><br/>COM Yardage: Back/Arms: 1.25; Seat: .75<br/>COM Yardage "F" Model: Back/Arms: 1.25; Seat 1<br/>Freight Class: 300<br/>Product Weight (lbs.): 31<br/>Cubic Feet Per Carton: 15.75</p>       | <p><b>8030</b> Base Price: \$1622<br/>Back/Arm upcharge: +0<br/>Seat upcharge: +0</p>                                 |                         |      |    |              |      |    |    |    |        |    |    |    |
|  | <p><b>8030F</b> Base Price: \$1867<br/>Back/Arm upcharge: +0<br/>Seat upcharge: +0</p>                                |                         |      |    |              |      |    |    |    |        |    |    |    |
|  | <p>"F" model = Flip Forward<br/>Seat for ease of cleaning</p>   |                         |      |    |              |      |    |    |    |        |    |    |    |
|  | <p>OVERALL DIMENSIONS<br/>W D H</p>   | 24.5                    | 23   | 31 | 18           | 17.5 | 18 | 15 | 13 | RTA 00 |    |    |    |
| <p>SEAT DIMENSIONS<br/>W D H</p>   | 1 per carton  |                         |      |    |              |      |    |    |    |        |    |    |    |

| DESCRIPTION  | MODEL#/ FEATURES                                      | STANDARD TEXTILE GRADES |  |     |              |                        |      |      |      |      |      |      |      |
|--|---|-------------------------|--|-----|--------------|------------------------|------|------|------|------|------|------|------|
|  |   | 1/COM                   | 2  | 3   | 4            | 5                      | 6    | 7    | 8    | 9    | 10   | 11   | 12   |
|  <p><b>Side Chairs, 4 Leg Wood Base, Arm Patches</b><br/>COM Yardage: Back/Arms: 1.25; Seat: .75<br/>COM Yardage "F" Model: Back/Arms: 1.25; Seat 1<br/>Freight Class: 250<br/>Product Weight (lbs.): 28<br/>Cubic Feet Per Carton: 13.25</p>   | <b>8030P</b> Base Price:                              | \$1647                  |  |     |              |                        |      |      |      |      |      |      |      |
|  | Back/Arm upcharge:                                    | +0                      | +40  | +72 | +118         | +183                   | +210 | +267 | +355 | +422 | +494 | +645 | +804 |
|  | Seat upcharge:  | +0                      | +24  | +43 | +71          | +110                   | +126 | +160 | +213 | +253 | +297 | +387 | +483 |
|  | <b>8030PF</b> Base Price:                             | \$1892                  |  |     |              |                        |      |      |      |      |      |      |      |
|  | Back/Arm upcharge:                                    | +0                      | +40  | +72 | +118         | +183                   | +210 | +267 | +355 | +422 | +494 | +645 | +804 |
|  | Seat upcharge:  | +0                      | +32  | +57 | +94          | +146                   | +168 | +213 | +284 | +337 | +395 | +516 | +643 |
|  | <b>OVERALL DIMENSIONS</b>                             |                         | <b>SEAT DIMENSIONS</b>                                   |     |              | <b>BACK DIMENSIONS</b> |      |      |      |      |      |      |      |
|  | W D H   |                         | W D H  |     |              | W H                    |      |      |      |      |      |      |      |
|  | 24.5 23 31  |                         | 18 17.5 18   |     |              | 15 13                  |      |      |      |      |      |      |      |
|  | "F" model = Flip Forward<br>Seat for ease of cleaning |                         | Add \$54 for (SBS)<br>Add \$27 for (SSS); \$44 (F model) |     |              |                        |      |      |      |      |      |      |      |
|  |   | RTA 00                  |  |     | 1 per carton |                        |      |      |      |      |      |      |      |
|  <p><b>Side Chair, Wood Swivel Base</b><br/>COM Yardage: Back/Arms: 1.25; Seat: .75<br/>COM Yardage "F" Model: Back/Arms: 1.25; Seat 1<br/>Freight Class: 300<br/>Product Weight (lbs.): 31<br/>Cubic Feet Per Carton: 15.75</p>                | <b>8031</b> Base Price:                               | \$1883                  |  |     |              |                        |      |      |      |      |      |      |      |
|  | Back/Arm upcharge:                                    | +0                      | +40  | +72 | +118         | +183                   | +210 | +267 | +355 | +422 | +494 | +645 | +804 |
|  | Seat upcharge:  | +0                      | +24  | +43 | +71          | +110                   | +126 | +160 | +213 | +253 | +297 | +387 | +483 |
|  | <b>8031F</b> Base Price:                              | \$2128                  |  |     |              |                        |      |      |      |      |      |      |      |
|  | Back/Arm upcharge:                                    | +0                      | +40  | +72 | +118         | +183                   | +210 | +267 | +355 | +422 | +494 | +645 | +804 |
|  | Seat upcharge:  | +0                      | +32  | +57 | +94          | +146                   | +168 | +213 | +284 | +337 | +395 | +516 | +643 |
|  | <b>OVERALL DIMENSIONS</b>                             |                         | <b>SEAT DIMENSIONS</b>                                   |     |              | <b>BACK DIMENSIONS</b> |      |      |      |      |      |      |      |
|  | W D H   |                         | W D H  |     |              | W H                    |      |      |      |      |      |      |      |
|  | 24.5 23 31  |                         | 18 17.5 18   |     |              | 15 13                  |      |      |      |      |      |      |      |
|  | "F" model = Flip Forward<br>Seat for ease of cleaning |                         | Add \$36 for (SBS)<br>Add \$27 for (SSS); \$44 (F model) |     |              |                        |      |      |      |      |      |      |      |
|  |   | RTA 00                  |  |     | 1 per carton |                        |      |      |      |      |      |      |      |
|  <p><b>Side Chair, Wood Swivel Base, Arm Patches</b><br/>COM Yardage: Back/Arms: 1.25; Seat: .75<br/>COM Yardage "F" Model: Back/Arms: 1.25; Seat 1<br/>Freight Class: 250<br/>Product Weight (lbs.): 33<br/>Cubic Feet Per Carton: 13.25</p> | <b>8031P</b> Base Price:                              | \$1908                  |  |     |              |                        |      |      |      |      |      |      |      |
|  | Back/Arm upcharge:                                    | +0                      | +40  | +72 | +118         | +183                   | +210 | +267 | +355 | +422 | +494 | +645 | +804 |
|  | Seat upcharge:  | +0                      | +24  | +43 | +71          | +110                   | +126 | +160 | +213 | +253 | +297 | +387 | +483 |
|  | <b>8031PF</b> Base Price:                             | \$2153                  |  |     |              |                        |      |      |      |      |      |      |      |
|  | Back/Arm upcharge:                                    | +0                      | +40  | +72 | +118         | +183                   | +210 | +267 | +355 | +422 | +494 | +645 | +804 |
|  | Seat upcharge:  | +0                      | +32  | +57 | +94          | +146                   | +168 | +213 | +284 | +337 | +395 | +516 | +643 |
|  | <b>OVERALL DIMENSIONS</b>                             |                         | <b>SEAT DIMENSIONS</b>                                   |     |              | <b>BACK DIMENSIONS</b> |      |      |      |      |      |      |      |
|  | W D H   |                         | W D H  |     |              | W H                    |      |      |      |      |      |      |      |
|  | 24.5 23 31  |                         | 18 17.5 18   |     |              | 15 13                  |      |      |      |      |      |      |      |
|  | "F" model = Flip Forward<br>Seat for ease of cleaning |                         | Add \$54 for (SBS)<br>Add \$27 for (SSS); \$44 (F model) |     |              |                        |      |      |      |      |      |      |      |
|  |   | RTA 00                  |  |     | 1 per carton |                        |      |      |      |      |      |      |      |
|  <p><b>Side Chair, Chrome Swivel Base</b><br/>COM Yardage: Back/Arms: 1.25; Seat: .75<br/>COM Yardage "F" Model: Back/Arms: 1.25; Seat 1<br/>Freight Class: 300<br/>Product Weight (lbs.): 31<br/>Cubic Feet Per Carton: 15.75</p>            | <b>8032</b> Base Price:                               | \$1927                  |  |     |              |                        |      |      |      |      |      |      |      |
|  | Back/Arm upcharge:                                    | +0                      | +40  | +72 | +118         | +183                   | +210 | +267 | +355 | +422 | +494 | +645 | +804 |
|  | Seat upcharge:  | +0                      | +24  | +43 | +71          | +110                   | +126 | +160 | +213 | +253 | +297 | +387 | +483 |
|  | <b>8032F</b> Base Price:                              | \$2172                  |  |     |              |                        |      |      |      |      |      |      |      |
|  | Back/Arm upcharge:                                    | +0                      | +32  | +57 | +94          | +146                   | +168 | +213 | +284 | +337 | +395 | +516 | +643 |
|  | Seat upcharge:  | +0                      | +40  | +72 | +118         | +183                   | +210 | +267 | +355 | +422 | +494 | +645 | +804 |
|  | <b>OVERALL DIMENSIONS</b>                             |                         | <b>SEAT DIMENSIONS</b>                                   |     |              | <b>BACK DIMENSIONS</b> |      |      |      |      |      |      |      |
|  | W D H   |                         | W D H  |     |              | W H                    |      |      |      |      |      |      |      |
|  | 24.5 23 31  |                         | 18 17.5 18   |     |              | 15 13                  |      |      |      |      |      |      |      |
|  | "F" model = Flip Forward<br>Seat for ease of cleaning |                         | Add \$36 for (SBS)<br>Add \$27 for (SSS); \$44 (F model) |     |              |                        |      |      |      |      |      |      |      |
|  |   | RTA 00                  |  |     | 1 per carton |                        |      |      |      |      |      |      |      |

| DESCRIPTION   | MODEL#/ FEATURES  | STANDARD TEXTILE GRADES                   |  |                        |        |                        |                        |      |      |      |      |      |      |      |
|---|---|---|--|------------------------|--------|------------------------|------------------------|------|------|------|------|------|------|------|
|   |   | 1/COM                                     | 2  | 3                      | 4      | 5                      | 6                      | 7    | 8    | 9    | 10   | 11   | 12   |      |
|  <p><b>Side Chair, Chrome Swivel Base, Arm Patches</b><br/>COM Yardage: Back/Arms: 1.25; Seat: .75<br/>COM Yardage "F" Model: Back/Arms: 1.25; Seat: 1<br/>Freight Class: 250<br/>Product Weight (lbs.): 33<br/>Cubic Feet Per Carton: 13.25</p> | <b>8032P</b>  | Base Price:                               | \$1952   |                        |        |                        |                        |      |      |      |      |      |      |      |
|   | Back/Arm upcharge:  | +0  | +24  | +43                    | +71    | +110                   | +126                   | +160 | +213 | +253 | +297 | +387 | +483 |      |
|   | Seat upcharge:  | +0  | +40  | +72                    | +118   | +183                   | +210                   | +267 | +355 | +422 | +494 | +645 | +804 |      |
|   | <b>8032PF</b>   | Base Price:                               | \$2196   |                        |        |                        |                        |      |      |      |      |      |      |      |
|   | Back/Arm upcharge:  | +0  | +40  | +72                    | +118   | +183                   | +210                   | +267 | +355 | +422 | +494 | +645 | +804 |      |
|   | Seat upcharge:  | +0  | +32  | +57                    | +94    | +146                   | +168                   | +213 | +284 | +337 | +395 | +516 | +643 |      |
|   | <b>OVERALL DIMENSIONS</b>   |   |  | <b>SEAT DIMENSIONS</b> |        |                        | <b>BACK DIMENSIONS</b> |      |      |      |      |      |      |      |
|   | W D H   |   |  | W D H                  |        |                        | W H                    |      |      |      |      |      |      |      |
|   | 24.5 23 31  |   |  | 18 17.5 18             |        |                        | 15 13                  |      |      |      |      |      |      |      |
|   | "F" model = Flip Forward<br>Seat for ease of cleaning   |   | Add \$54 for (SBS)<br>Add \$27 for (SSS); \$44 (F model) |                        | RTA 00 |                        | 1 per carton           |      |      |      |      |      |      |      |
|  <p><b>Side Chair, High 4 Star Swivel Base</b><br/>COM Yardage: Back/Arms: 1.25; Seat: .75<br/>Freight Class: 300<br/>Product Weight (lbs.): 31<br/>Cubic Feet Per Carton: 15.75</p>   | <b>8021</b>   | Base Price:                               | \$1894   |                        |        |                        |                        |      |      |      |      |      |      |      |
|   | Back/Arm upcharge:  | +0  | +40  | +72                    | +118   | +183                   | +210                   | +267 | +355 | +422 | +494 | +645 | +804 |      |
|   | Seat upcharge:  | +0  | +24  | +43                    | +71    | +110                   | +126                   | +160 | +213 | +253 | +297 | +387 | +483 |      |
|   | <b>OVERALL DIMENSIONS</b>   |   |  | <b>SEAT DIMENSIONS</b> |        |                        | <b>BACK DIMENSIONS</b> |      |      |      |      |      |      |      |
|   | W D H   |   |  | W D H                  |        |                        | W H                    |      |      |      |      |      |      |      |
|   | 24.5 23 32  |   |  | 18 17.5 18.5           |        |                        | 15 13                  |      |      |      |      |      |      |      |
|   | Fixed seat cushion only.  |   | Add \$36 for (SBS)<br>Add \$27 for (SSS)                 |                        | RTA 00 |                        | 1 per carton           |      |      |      |      |      |      |      |
|   |  <p><b>Side Chair, High 4 Star Swivel Base, Arm Patches</b><br/>COM Yardage: Back/Arms: 1.25; Seat: .75<br/>Freight Class: 250<br/>Product Weight (lbs.): 35.5<br/>Cubic Feet Per Carton: 13.25</p> | <b>8021P</b>                              | Base Price:  | \$1919                 |        |                        |                        |      |      |      |      |      |      |      |
|   |   | Back/Arm upcharge:                        | +0   | +40                    | +72    | +118                   | +183                   | +210 | +267 | +355 | +422 | +494 | +645 | +804 |
|   |   | Seat upcharge:                            | +0   | +24                    | +43    | +71                    | +110                   | +126 | +160 | +213 | +253 | +297 | +387 | +483 |
| <b>OVERALL DIMENSIONS</b>   |   |   | <b>SEAT DIMENSIONS</b>                                   |                        |        | <b>BACK DIMENSIONS</b> |                        |      |      |      |      |      |      |      |
| W D H   |   |   | W D H  |                        |        | W H                    |                        |      |      |      |      |      |      |      |
| 24.5 23 32  |   |   | 18 17.5 18.5   |                        |        | 15 13                  |                        |      |      |      |      |      |      |      |
| Fixed seat cushion only.  |   | Add \$354 for (SBS)<br>Add \$27 for (SSS) |  | RTA 00                 |        | 1 per carton           |                        |      |      |      |      |      |      |      |
|  <p><b>Side Chair, Swivel Tilt, 5 Star Base and Casters</b><br/>COM Yardage: Back/Arms: 1.25; Seat: .75<br/>Freight Class: 300<br/>Product Weight (lbs.): 31<br/>Cubic Feet Per Carton: 15.75</p>  |   | <b>8022</b>                               | Base Price:  | \$2065                 |        |                        |                        |      |      |      |      |      |      |      |
|   |   | Back/Arm upcharge:                        | +0   | +40                    | +72    | +118                   | +183                   | +210 | +267 | +355 | +422 | +494 | +645 | +804 |
|   |   | Seat upcharge:                            | +0   | +24                    | +43    | +71                    | +110                   | +126 | +160 | +213 | +253 | +297 | +387 | +483 |
|   | <b>OVERALL DIMENSIONS</b>   |   |  | <b>SEAT DIMENSIONS</b> |        |                        | <b>BACK DIMENSIONS</b> |      |      |      |      |      |      |      |
|   | W D H   |   |  | W D H                  |        |                        | W H                    |      |      |      |      |      |      |      |
|   | 24.5 23 32.5  |   |  | 18 17.5 15             |        |                        | 15 13                  |      |      |      |      |      |      |      |
|   | Tilting mechanism with tilt lock.<br>Fixed seat cushion only.   |   | Add \$36 for (SBS)<br>Add \$27 for (SSS)                 |                        | RTA 00 |                        | 1 per carton           |      |      |      |      |      |      |      |





| DESCRIPTION  | MODEL#/ FEATURES   | STANDARD TEXTILE GRADES |              |      |      |      |    |    |    |   |    |    |    |  |
|--|--|-------------------------|--------------|------|------|------|----|----|----|---|----|----|----|--|
|  |  | 1/COM                   | 2            | 3    | 4    | 5    | 6  | 7  | 8  | 9 | 10 | 11 | 12 |  |
|  <p><b>Side Chair, Swivel Tilt, 5 Star Base, Arm Patches and Casters</b><br/>COM Yardage: Back/Arms: 1.25; Seat: .75<br/>Freight Class: 250<br/>Product Weight (lbs.): 37.5<br/>Cubic Feet Per Carton: 15.75</p>                                      | <b>8022P</b> Base Price: \$2090<br>Back/Arm upcharge: +0<br>Seat upcharge: +0  |                         |              |      |      |      |    |    |    |   |    |    |    |  |
|  | Tilting mechanism with tilt lock.<br>Fixed seat cushion only.                  | 24.5                    | 23           | 32.5 | 18   | 17.5 | 15 | 15 | 13 |   |    |    |    |  |
|  | Add \$54 for (SBS)<br>Add \$27 for (SSS)                                       |                         |              |      |      |      |    |    |    |   |    |    |    |  |
|  |  | <b>RTA 00</b>           | 1 per carton |      |      |      |    |    |    |   |    |    |    |  |
|  <p><b>Low Back Lounge Chair, Sled Base</b><br/>COM Yardage: Back/Arms: 2.25; Seat: 1<br/>COM Yardage "F" Model: Back/Arms: 2.25; Seat: 1.25<br/>Freight Class: 250<br/>Product Weight (lbs.): 52<br/>Cubic Feet Per Carton: 19.25</p>                | <b>8024</b> Base Price: \$2191<br>Back/Arm upcharge: +0<br>Seat upcharge: +0   |                         |              |      |      |      |    |    |    |   |    |    |    |  |
|  | "F" model = Flip Forward<br>Seat for ease of cleaning                          | 29                      | 30           | 33   | 21.5 | 20   | 17 | 21 | 16 |   |    |    |    |  |
|  | Add \$75 for (SBS)<br>Add \$32 for (SSS); \$48 (F model)                       |                         |              |      |      |      |    |    |    |   |    |    |    |  |
|  |  | <b>RTA 00</b>           | 1 per carton |      |      |      |    |    |    |   |    |    |    |  |
|  <p><b>Low Back Lounge Chair, Sled Base, Arm Patches</b><br/>COM Yardage: Back/Arms: 2.25; Seat: 1<br/>COM Yardage "F" Model: Back/Arms: 2.25; Seat: 1.25<br/>Freight Class: 250<br/>Product Weight (lbs.): 52<br/>Cubic Feet Per Carton: 19.25</p> | <b>8024P</b> Base Price: \$2216<br>Back/Arm upcharge: +0<br>Seat upcharge: +0  |                         |              |      |      |      |    |    |    |   |    |    |    |  |
|  | "F" model = Flip Forward<br>Seat for ease of cleaning                          | 29                      | 30           | 33   | 21.5 | 20   | 17 | 21 | 16 |   |    |    |    |  |
|  | Add \$39 for (SBS)<br>Add \$32 for (SSS); \$48 (F model)                       |                         |              |      |      |      |    |    |    |   |    |    |    |  |
|  |  | <b>RTA 00</b>           | 1 per carton |      |      |      |    |    |    |   |    |    |    |  |
|  <p><b>Low Back Lounge Chair, Sled Base, Arm Patches</b><br/>COM Yardage: Back/Arms: 2.25; Seat: 1<br/>COM Yardage "F" Model: Back/Arms: 2.25; Seat: 1.25<br/>Freight Class: 250<br/>Product Weight (lbs.): 52<br/>Cubic Feet Per Carton: 19.25</p> | <b>8024PF</b> Base Price: \$2467<br>Back/Arm upcharge: +0<br>Seat upcharge: +0 |                         |              |      |      |      |    |    |    |   |    |    |    |  |
|  | "F" model = Flip Forward<br>Seat for ease of cleaning                          | 29                      | 30           | 33   | 21.5 | 20   | 17 | 21 | 16 |   |    |    |    |  |
|  | Add \$39 for (SBS)<br>Add \$32 for (SSS); \$48 (F model)                       |                         |              |      |      |      |    |    |    |   |    |    |    |  |
|  |  | <b>RTA 00</b>           | 1 per carton |      |      |      |    |    |    |   |    |    |    |  |
|  <p><b>Low Back Lounge Chair, 4 Leg Wood Base</b><br/>COM Yardage: Back/Arms: 2.25; Seat: 1<br/>COM Yardage "F" Model: Back/Arms: 2.75; Seat: 1.25<br/>Freight Class: 250<br/>Product Weight (lbs.): 53.5<br/>Cubic Feet Per Carton: 19</p>         | <b>8025</b> Base Price: \$2884<br>Back/Arm upcharge: +0<br>Seat upcharge: +0   |                         |              |      |      |      |    |    |    |   |    |    |    |  |
|  | "F" model = Flip Forward<br>Seat for ease of cleaning                          | 29                      | 30           | 33   | 21.5 | 20   | 17 | 21 | 16 |   |    |    |    |  |
|  | Add \$75 for (SBS)<br>Add \$32 for (SSS); \$48 (F model)                       |                         |              |      |      |      |    |    |    |   |    |    |    |  |
|  |  | <b>RTA 00</b>           | 1 per carton |      |      |      |    |    |    |   |    |    |    |  |
|  <p><b>Low Back Lounge Chair, 4 Leg Wood Base</b><br/>COM Yardage: Back/Arms: 2.25; Seat: 1<br/>COM Yardage "F" Model: Back/Arms: 2.75; Seat: 1.25<br/>Freight Class: 250<br/>Product Weight (lbs.): 53.5<br/>Cubic Feet Per Carton: 19</p>         | <b>8025F</b> Base Price: \$3135<br>Back/Arm upcharge: +0<br>Seat upcharge: +0  |                         |              |      |      |      |    |    |    |   |    |    |    |  |
|  | "F" model = Flip Forward<br>Seat for ease of cleaning                          | 29                      | 30           | 33   | 21.5 | 20   | 17 | 21 | 16 |   |    |    |    |  |
|  | Add \$75 for (SBS)<br>Add \$32 for (SSS); \$48 (F model)                       |                         |              |      |      |      |    |    |    |   |    |    |    |  |
|  |  | <b>RTA 00</b>           | 1 per carton |      |      |      |    |    |    |   |    |    |    |  |





| DESCRIPTION  | MODEL#/ FEATURES   | STANDARD TEXTILE GRADES                               |           |            |                        |             |             |                        |             |             |             |              |              |              |
|--|--|---|-----------|------------|------------------------|-------------|-------------|------------------------|-------------|-------------|-------------|--------------|--------------|--------------|
|  |  | 1/COM   | 2         | 3          | 4                      | 5           | 6           | 7                      | 8           | 9           | 10          | 11           | 12           |              |
|  <p><b>Low Back Lounge Chair, 4 Leg Wood Base, Arm Patches</b><br/>                     COM Yardage: Back/Arms: 2.25; Seat: 1<br/>                     COM Yardage "F" Model: Back/Arms: 2.75; Seat: 1.25<br/>                     Freight Class: 250<br/>                     Product Weight (lbs.): 53.5<br/>                     Cubic Feet Per Carton: 19</p> | <b>8025P</b>   | Base Price:   | \$2909    |            |                        |             |             |                        |             |             |             |              |              |              |
|  |  | Back/Arm upcharge:                                    | <b>+0</b> | <b>+72</b> | <b>+129</b>            | <b>+212</b> | <b>+329</b> | <b>+378</b>            | <b>+480</b> | <b>+639</b> | <b>+759</b> | <b>+889</b>  | <b>+1161</b> | <b>+1447</b> |
|  |  | Seat upcharge:  | <b>+0</b> | <b>+32</b> | <b>+57</b>             | <b>+94</b>  | <b>+146</b> | <b>+168</b>            | <b>+213</b> | <b>+284</b> | <b>+337</b> | <b>+395</b>  | <b>+516</b>  | <b>+643</b>  |
|  | <b>8025PF</b>  | Base Price:   | \$3160    |            |                        |             |             |                        |             |             |             |              |              |              |
|  |  | Back/Arm upcharge:                                    | <b>+0</b> | <b>+88</b> | <b>+157</b>            | <b>+259</b> | <b>+402</b> | <b>+462</b>            | <b>+586</b> | <b>+781</b> | <b>+927</b> | <b>+1087</b> | <b>+1419</b> | <b>+1769</b> |
|  |  | Seat upcharge:  | <b>+0</b> | <b>+40</b> | <b>+72</b>             | <b>+118</b> | <b>+183</b> | <b>+210</b>            | <b>+267</b> | <b>+355</b> | <b>+422</b> | <b>+494</b>  | <b>+645</b>  | <b>+804</b>  |
|  |  | <b>OVERALL DIMENSIONS</b>                             |           |            | <b>SEAT DIMENSIONS</b> |             |             | <b>BACK DIMENSIONS</b> |             |             |             |              |              |              |
|  |  |   | <b>W</b>  | <b>D</b>   | <b>H</b>               | <b>W</b>    | <b>D</b>    | <b>H</b>               | <b>W</b>    | <b>H</b>    |             |              |              |              |
|  |  |   | 29        | 30         | 33                     | 21.5        | 20          | 17                     | 21          | 16          |             |              |              |              |
|  |  | "F" model = Flip Forward<br>Seat for ease of cleaning |           |            |                        |             |             |                        |             |             |             |              |              |              |
|  | Add \$93 for (SBS)<br>Add \$32 for (SSS); \$48 (F model) |   |           |            | <b>RTA 00</b>          |             |             | 1 per carton           |             |             |             |              |              |              |
|  <p><b>Low Back Lounge Chair, Wood Swivel Base</b><br/>                     COM Yardage: Back: 2.25; Seat: 1<br/>                     COM Yardage "F" Model: Back/Arms: 2.75; Seat: 1.25<br/>                     Freight Class: 250<br/>                     Product Weight (lbs.): 53<br/>                     Cubic Feet Per Carton: 19</p>                    | <b>8033</b>  | Base Price:   | \$2640    |            |                        |             |             |                        |             |             |             |              |              |              |
|  |  | Back/Arm upcharge:                                    | <b>+0</b> | <b>+72</b> | <b>+129</b>            | <b>+212</b> | <b>+329</b> | <b>+378</b>            | <b>+480</b> | <b>+639</b> | <b>+759</b> | <b>+889</b>  | <b>+1161</b> | <b>+1447</b> |
|  |  | Seat upcharge:  | <b>+0</b> | <b>+32</b> | <b>+57</b>             | <b>+94</b>  | <b>+146</b> | <b>+168</b>            | <b>+213</b> | <b>+284</b> | <b>+337</b> | <b>+395</b>  | <b>+516</b>  | <b>+643</b>  |
|  | <b>8033F</b>   | Base Price:   | \$2891    |            |                        |             |             |                        |             |             |             |              |              |              |
|  |  | Back/Arm upcharge:                                    | <b>+0</b> | <b>+88</b> | <b>+157</b>            | <b>+259</b> | <b>+402</b> | <b>+462</b>            | <b>+586</b> | <b>+781</b> | <b>+927</b> | <b>+1087</b> | <b>+1419</b> | <b>+1769</b> |
|  |  | Seat upcharge:  | <b>+0</b> | <b>+40</b> | <b>+72</b>             | <b>+118</b> | <b>+183</b> | <b>+210</b>            | <b>+267</b> | <b>+355</b> | <b>+422</b> | <b>+494</b>  | <b>+645</b>  | <b>+804</b>  |
|  |  | <b>OVERALL DIMENSIONS</b>                             |           |            | <b>SEAT DIMENSIONS</b> |             |             | <b>BACK DIMENSIONS</b> |             |             |             |              |              |              |
|  |  |   | <b>W</b>  | <b>D</b>   | <b>H</b>               | <b>W</b>    | <b>D</b>    | <b>H</b>               | <b>W</b>    | <b>H</b>    |             |              |              |              |
|  |  |   | 29        | 30         | 33                     | 21.5        | 20          | 17                     | 21          | 16          |             |              |              |              |
|  |  | "F" model = Flip Forward<br>Seat for ease of cleaning |           |            |                        |             |             |                        |             |             |             |              |              |              |
|  | Add \$75 for (SBS)<br>Add \$32 for (SSS); \$48 (F model) |   |           |            | <b>RTA 00</b>          |             |             | per carton             |             |             |             |              |              |              |
|  <p><b>Low Back Lounge Chair, Wood Swivel Base, Arm Patches</b><br/>                     COM Yardage: Back: 2.25; Seat: 1<br/>                     COM Yardage "F" Model: Back/Arms: 2.75; Seat: 1.25<br/>                     Freight Class: 250<br/>                     Product Weight (lbs.): 53<br/>                     Cubic Feet Per Carton: 19</p>     | <b>8033P</b>   | Base Price:   | \$2665    |            |                        |             |             |                        |             |             |             |              |              |              |
|  |  | Back/Arm upcharge:                                    | <b>+0</b> | <b>+72</b> | <b>+129</b>            | <b>+212</b> | <b>+329</b> | <b>+378</b>            | <b>+480</b> | <b>+639</b> | <b>+759</b> | <b>+889</b>  | <b>+1161</b> | <b>+1447</b> |
|  |  | Seat upcharge:  | <b>+0</b> | <b>+32</b> | <b>+57</b>             | <b>+94</b>  | <b>+146</b> | <b>+168</b>            | <b>+213</b> | <b>+284</b> | <b>+337</b> | <b>+395</b>  | <b>+516</b>  | <b>+643</b>  |
|  | <b>8033PF</b>  | Base Price:   | \$2917    |            |                        |             |             |                        |             |             |             |              |              |              |
|  |  | Back/Arm upcharge:                                    | <b>+0</b> | <b>+88</b> | <b>+157</b>            | <b>+259</b> | <b>+402</b> | <b>+462</b>            | <b>+586</b> | <b>+781</b> | <b>+927</b> | <b>+1087</b> | <b>+1419</b> | <b>+1769</b> |
|  |  | Seat upcharge:  | <b>+0</b> | <b>+40</b> | <b>+72</b>             | <b>+118</b> | <b>+183</b> | <b>+210</b>            | <b>+267</b> | <b>+355</b> | <b>+422</b> | <b>+494</b>  | <b>+645</b>  | <b>+804</b>  |
|  |  | <b>OVERALL DIMENSIONS</b>                             |           |            | <b>SEAT DIMENSIONS</b> |             |             | <b>BACK DIMENSIONS</b> |             |             |             |              |              |              |
|  |  |   | <b>W</b>  | <b>D</b>   | <b>H</b>               | <b>W</b>    | <b>D</b>    | <b>H</b>               | <b>W</b>    | <b>H</b>    |             |              |              |              |
|  |  |   | 29        | 30         | 33                     | 21.5        | 20          | 17                     | 21          | 16          |             |              |              |              |
|  |  | "F" model = Flip Forward<br>Seat for ease of cleaning |           |            |                        |             |             |                        |             |             |             |              |              |              |
|  | Add \$93 for (SBS)<br>Add \$32 for (SSS); \$48 (F model) |   |           |            | <b>RTA 00</b>          |             |             | per carton             |             |             |             |              |              |              |
|  <p><b>Low Back Lounge Chair, Chrome Swivel Base</b><br/>                     COM Yardage: Back: 2.25; Seat: 1<br/>                     COM Yardage "F" Model: Back/Arms: 2.75; Seat: 1.25<br/>                     Freight Class: 250<br/>                     Product Weight (lbs.): 59<br/>                     Cubic Feet Per Carton: 19.25</p>             | <b>8034</b>  | Base Price:   | \$2652    |            |                        |             |             |                        |             |             |             |              |              |              |
|  |  | Back/Arm upcharge:                                    | <b>+0</b> | <b>+72</b> | <b>+129</b>            | <b>+212</b> | <b>+329</b> | <b>+378</b>            | <b>+480</b> | <b>+639</b> | <b>+759</b> | <b>+889</b>  | <b>+1161</b> | <b>+1447</b> |
|  |  | Seat upcharge:  | <b>+0</b> | <b>+32</b> | <b>+57</b>             | <b>+94</b>  | <b>+146</b> | <b>+168</b>            | <b>+213</b> | <b>+284</b> | <b>+337</b> | <b>+395</b>  | <b>+516</b>  | <b>+643</b>  |
|  | <b>8034F</b>   | Base Price:   | \$2903    |            |                        |             |             |                        |             |             |             |              |              |              |
|  |  | Back/Arm upcharge:                                    | <b>+0</b> | <b>+88</b> | <b>+129</b>            | <b>+259</b> | <b>+402</b> | <b>+462</b>            | <b>+586</b> | <b>+781</b> | <b>+927</b> | <b>+1087</b> | <b>+1419</b> | <b>+1769</b> |
|  |  | Seat upcharge:  | <b>+0</b> | <b>+40</b> | <b>+72</b>             | <b>+118</b> | <b>+183</b> | <b>+210</b>            | <b>+267</b> | <b>+355</b> | <b>+422</b> | <b>+494</b>  | <b>+645</b>  | <b>+804</b>  |
|  |  | <b>OVERALL DIMENSIONS</b>                             |           |            | <b>SEAT DIMENSIONS</b> |             |             | <b>BACK DIMENSIONS</b> |             |             |             |              |              |              |
|  |  |   | <b>W</b>  | <b>D</b>   | <b>H</b>               | <b>W</b>    | <b>D</b>    | <b>H</b>               | <b>W</b>    | <b>H</b>    |             |              |              |              |
|  |  |   | 29        | 30         | 33                     | 21.5        | 20          | 17                     | 21          | 16          |             |              |              |              |
|  |  | "F" model = Flip Forward<br>Seat for ease of cleaning |           |            |                        |             |             |                        |             |             |             |              |              |              |
|  | Add \$75 for (SBS)<br>Add \$32 for (SSS); \$48 (F model) |   |           |            | <b>RTA 00</b>          |             |             | 1 per carton           |             |             |             |              |              |              |





| DESCRIPTION  | MODEL#/ FEATURES   | STANDARD TEXTILE GRADES |                           |          |          |                        |          |          |                        |          |       |       |       |  |
|--|--|-------------------------|---------------------------|----------|----------|------------------------|----------|----------|------------------------|----------|-------|-------|-------|--|
|  |  | 1/COM                   | 2                         | 3        | 4        | 5                      | 6        | 7        | 8                      | 9        | 10    | 11    | 12    |  |
|  <p><b>Low Back Lounge Chair, Chrome Swivel Base, Arm Patches</b><br/>COM Yardage: Back: 2.25; Seat: 1<br/>COM Yardage "F" Model: Back/Arms: 2.75; Seat: 1.25<br/>Freight Class: 250<br/>Product Weight (lbs.): 59<br/>Cubic Feet Per Carton: 19.25</p> | <b>8034P</b> Base Price:   | \$2677                  |                           |          |          |                        |          |          |                        |          |       |       |       |  |
|  | Back/Arm upcharge:   | +0                      | +72                       | +129     | +212     | +329                   | +378     | +480     | +639                   | +759     | +889  | +1161 | +1447 |  |
|  | Seat upcharge:   | +0                      | +32                       | +57      | +94      | +146                   | +168     | +213     | +284                   | +337     | +395  | +516  | +643  |  |
|  | <b>8034PF</b> Base Price:  | \$2928                  |                           |          |          |                        |          |          |                        |          |       |       |       |  |
|  | Back/Arm upcharge:   | +0                      | +88                       | +157     | +259     | +402                   | +462     | +586     | +781                   | +927     | +1087 | +1419 | +1769 |  |
|  | Seat upcharge:   | +0                      | +40                       | +72      | +118     | +183                   | +210     | +267     | +355                   | +422     | +494  | +645  | +804  |  |
|  |  |                         | <b>OVERALL DIMENSIONS</b> |          |          | <b>SEAT DIMENSIONS</b> |          |          | <b>BACK DIMENSIONS</b> |          |       |       |       |  |
|  |  |                         | <b>W</b>                  | <b>D</b> | <b>H</b> | <b>W</b>               | <b>D</b> | <b>H</b> | <b>W</b>               | <b>H</b> |       |       |       |  |
|  |  |                         | 29                        | 30       | 33       | 21.5                   | 20       | 17       | 21                     | 16       |       |       |       |  |
|  | <p>"F" model = Flip Forward<br/>Seat for ease of cleaning</p> <p>Add \$93 for (SBS)<br/>Add \$32 for (SSS); \$48 (F model)</p> |                         |                           |          |          |                        |          |          |                        |          |       |       |       |  |
|  |  |                         |                           |          |          |                        |          |          |                        |          |       |       |       |  |
|  <p><b>Mid Back Lounge Chair, Sled Base</b><br/>COM Yardage: Back: 2.5; Seat: 1<br/>COM Yardage "F" Model: Back/Arms: 3; Seat: 1.25<br/>Freight Class: 250<br/>Product Weight (lbs.): 52<br/>Cubic Feet Per Carton: 25.5</p>                            | <b>8016</b> Base Price:  | \$2437                  |                           |          |          |                        |          |          |                        |          |       |       |       |  |
|  | Back/Arm upcharge:   | +0                      | +80                       | +143     | +235     | +365                   | +420     | +533     | +710                   | +843     | +988  | +1290 | +1608 |  |
|  | Seat upcharge:   | +0                      | +32                       | +57      | +94      | +146                   | +168     | +213     | +284                   | +337     | +395  | +516  | +643  |  |
|  | <b>8016F</b> Base Price:   | \$2688                  |                           |          |          |                        |          |          |                        |          |       |       |       |  |
|  | Back/Arm upcharge:   | +0                      | +96                       | +171     | +282     | +438                   | +504     | +639     | +852                   | +1011    | +1185 | +1548 | +1929 |  |
|  | Seat upcharge:   | +0                      | +40                       | +72      | +118     | +183                   | +210     | +267     | +355                   | +422     | +494  | +645  | +804  |  |
|  |  |                         | <b>OVERALL DIMENSIONS</b> |          |          | <b>SEAT DIMENSIONS</b> |          |          | <b>BACK DIMENSIONS</b> |          |       |       |       |  |
|  |  |                         | <b>W</b>                  | <b>D</b> | <b>H</b> | <b>W</b>               | <b>D</b> | <b>H</b> | <b>W</b>               | <b>H</b> |       |       |       |  |
|  |  |                         | 29                        | 31.5     | 38.5     | 21.5                   | 20       | 17       | 21                     | 21.5     |       |       |       |  |
|  | <p>"F" model = Flip Forward<br/>Seat for ease of cleaning</p> <p>Add \$81 for (SBS)<br/>Add \$32 for (SSS); \$48 (F model)</p> |                         |                           |          |          |                        |          |          |                        |          |       |       |       |  |
|  |  |                         |                           |          |          |                        |          |          |                        |          |       |       |       |  |
|  <p><b>Mid Back Lounge Chair, Sled Base, Arm Patches</b><br/>COM Yardage: Back: 2.5; Seat: 1<br/>COM Yardage "F" Model: Back/Arms: 3; Seat: 1.25<br/>Freight Class: 250<br/>Product Weight (lbs.): 52<br/>Cubic Feet Per Carton: 25.5</p>             | <b>8016P</b> Base Price:   | \$2462                  |                           |          |          |                        |          |          |                        |          |       |       |       |  |
|  | Back/Arm upcharge:   | +0                      | +80                       | +143     | +235     | +365                   | +420     | +533     | +710                   | +843     | +988  | +1290 | +1608 |  |
|  | Seat upcharge:   | +0                      | +32                       | +57      | +94      | +146                   | +168     | +213     | +284                   | +337     | +395  | +516  | +643  |  |
|  | <b>8016PF</b> Base Price:  | \$2713                  |                           |          |          |                        |          |          |                        |          |       |       |       |  |
|  | Back/Arm upcharge:   | +0                      | +96                       | +171     | +282     | +438                   | +504     | +639     | +852                   | +1011    | +1185 | +1548 | +1929 |  |
|  | Seat upcharge:   | +0                      | +40                       | +72      | +94      | +183                   | +210     | +267     | +355                   | +422     | +494  | +645  | +804  |  |
|  |  |                         | <b>OVERALL DIMENSIONS</b> |          |          | <b>SEAT DIMENSIONS</b> |          |          | <b>BACK DIMENSIONS</b> |          |       |       |       |  |
|  |  |                         | <b>W</b>                  | <b>D</b> | <b>H</b> | <b>W</b>               | <b>D</b> | <b>H</b> | <b>W</b>               | <b>H</b> |       |       |       |  |
|  |  |                         | 29                        | 31.5     | 38.5     | 21.5                   | 20       | 17       | 21                     | 21.5     |       |       |       |  |
|  | <p>"F" model = Flip Forward<br/>Seat for ease of cleaning</p> <p>Add \$99 for (SBS)<br/>Add \$32 for (SSS); \$48 (F model)</p> |                         |                           |          |          |                        |          |          |                        |          |       |       |       |  |
|  |  |                         |                           |          |          |                        |          |          |                        |          |       |       |       |  |
|  <p><b>Mid Back Lounge Chair, 4 Leg Wood Base</b><br/>COM Yardage: Back: 2.5; Seat: 1<br/>COM Yardage "F" Model: Back/Arms: 3; Seat: 1.25<br/>Freight Class: 250<br/>Product Weight (lbs.): 53.5<br/>Cubic Feet Per Carton: 25.5</p>                  | <b>8027</b> Base Price:  | \$3120                  |                           |          |          |                        |          |          |                        |          |       |       |       |  |
|  | Back/Arm upcharge:   | +0                      | +80                       | +143     | +235     | +365                   | +420     | +533     | +710                   | +843     | +988  | +1290 | +1608 |  |
|  | Seat upcharge:   | +0                      | +32                       | +57      | +94      | +146                   | +168     | +213     | +284                   | +337     | +395  | +516  | +643  |  |
|  | <b>8027F</b> Base Price:   | \$3371                  |                           |          |          |                        |          |          |                        |          |       |       |       |  |
|  | Back/Arm upcharge:   | +0                      | +96                       | +171     | +282     | +438                   | +504     | +639     | +852                   | +1011    | +1185 | +1548 | +1929 |  |
|  | Seat upcharge:   | +0                      | +40                       | +72      | +118     | +183                   | +210     | +267     | +355                   | +422     | +494  | +645  | +804  |  |
|  |  |                         | <b>OVERALL DIMENSIONS</b> |          |          | <b>SEAT DIMENSIONS</b> |          |          | <b>BACK DIMENSIONS</b> |          |       |       |       |  |
|  |  |                         | <b>W</b>                  | <b>D</b> | <b>H</b> | <b>W</b>               | <b>D</b> | <b>H</b> | <b>W</b>               | <b>H</b> |       |       |       |  |
|  |  |                         | 29                        | 31.5     | 38.5     | 21.5                   | 20       | 17       | 21                     | 21.5     |       |       |       |  |
|  | <p>"F" model = Flip Forward<br/>Seat for ease of cleaning</p> <p>Add \$81 for (SBS)<br/>Add \$32 for (SSS); \$48 (F model)</p> |                         |                           |          |          |                        |          |          |                        |          |       |       |       |  |
|  |  |                         |                           |          |          |                        |          |          |                        |          |       |       |       |  |












| DESCRIPTION   | MODEL#/ FEATURES  | STANDARD TEXTILE GRADES |   |               |          |                        |              |      |          |          |          |                        |       |          |          |
|---|---|-------------------------|---|---------------|----------|------------------------|--------------|------|----------|----------|----------|------------------------|-------|----------|----------|
|   |   | 1/COM                   | 2   | 3             | 4        | 5                      | 6            | 7    | 8        | 9        | 10       | 11                     | 12    |          |          |
|    | <b>8036P</b> Base Price:  | \$2787                  |   |               |          |                        |              |      |          |          |          |                        |       |          |          |
|   | Back/Arm upcharge:  | +0                      | +80   | +143          | +235     | +365                   | +420         | +533 | +710     | +843     | +988     | +1290                  | +1608 |          |          |
|   | Seat upcharge:  | +0                      | +32   | +57           | +94      | +146                   | +168         | +213 | +284     | +337     | +395     | +516                   | +643  |          |          |
|   | <b>8036PF</b> Base Price:   | \$3038                  |   |               |          |                        |              |      |          |          |          |                        |       |          |          |
|   | Back/Arm upcharge:  | +0                      | +96   | +171          | +282     | +438                   | +504         | +639 | +852     | +1011    | +1185    | +1548                  | +1929 |          |          |
|   | Seat upcharge:  | +0                      | +40   | +72           | +118     | +183                   | +210         | +267 | +355     | +422     | +494     | +516                   | +804  |          |          |
|   | <b>OVERALL DIMENSIONS</b>   |                         | <b>W</b>  | <b>D</b>      | <b>H</b> | <b>SEAT DIMENSIONS</b> |              |      | <b>W</b> | <b>D</b> | <b>H</b> | <b>BACK DIMENSIONS</b> |       | <b>W</b> | <b>H</b> |
|   |   |                         | 29  | 31.5          | 38.5     | 21.5                   | 20           | 17   |          |          |          | 21                     | 21.5  |          |          |
|   | "F" model = Flip Forward<br>Seat for ease of cleaning   |                         |   |               |          |                        |              |      |          |          |          |                        |       |          |          |
|   | COM Yardage: Back: 2.5; Seat: 1<br>COM Yardage "F" Model: Back/Arms: 3; Seat: 1.25<br>Freight Class: 250<br>Product Weight (lbs.): 60<br>Cubic Feet Per Carton: 25.5      |                         | Add \$99 for (SBS)<br>Add \$32 for (SSS); \$48 (F model)  | <b>RTA 00</b> |          |                        | 1 per carton |      |          |          |          |                        |       |          |          |
|    | <b>8028</b> Base Price:   | \$2778                  |   |               |          |                        |              |      |          |          |          |                        |       |          |          |
|   | Back/Arm upcharge:  | +0                      | +88   | +157          | +259     | +402                   | +462         | +586 | +781     | +927     | +1087    | +1419                  | +1769 |          |          |
|   | Seat upcharge:  | +0                      | +32   | +57           | +94      | +146                   | +168         | +213 | +284     | +337     | +395     | +516                   | +643  |          |          |
|   | <b>8028F</b> Base Price:  | \$3029                  |   |               |          |                        |              |      |          |          |          |                        |       |          |          |
|   | Back/Arm upcharge:  | +0                      | +104  | +186          | +306     | +475                   | +546         | +693 | +923     | +1096    | +1284    | +1677                  | +2090 |          |          |
|   | Seat upcharge:  | +0                      | +40   | +72           | +118     | +183                   | +210         | +267 | +355     | +422     | +494     | +645                   | +804  |          |          |
|   | <b>OVERALL DIMENSIONS</b>   |                         | <b>W</b>  | <b>D</b>      | <b>H</b> | <b>SEAT DIMENSIONS</b> |              |      | <b>W</b> | <b>D</b> | <b>H</b> | <b>BACK DIMENSIONS</b> |       | <b>W</b> | <b>H</b> |
|   |   |                         | 29  | 31.5          | 44.5     | 21.5                   | 20           | 17   |          |          |          | 21                     | 27.5  |          |          |
|   | "F" model = Flip Forward<br>Seat for ease of cleaning   |                         |   |               |          |                        |              |      |          |          |          |                        |       |          |          |
|   | COM Yardage: Back: 2.75; Seat: 1<br>COM Yardage "F" Model: Back/Arms: 3.25; Seat: 1.25<br>Freight Class: 300<br>Product Weight (lbs.): 56<br>Cubic Feet Per Carton: 28.25 |                         | Add \$84 for (SBS)<br>Add \$32 for (SSS); \$48 (F model)  | <b>RTA 00</b> |          |                        | 1 per carton |      |          |          |          |                        |       |          |          |
|  | <b>8028P</b> Base Price:  | \$2829                  |   |               |          |                        |              |      |          |          |          |                        |       |          |          |
|   | Back/Arm upcharge:  | +0                      | +88   | +157          | +259     | +402                   | +462         | +586 | +781     | +927     | +1087    | +1419                  | +1769 |          |          |
|   | Seat upcharge:  | +0                      | +32   | +57           | +94      | +146                   | +168         | +213 | +284     | +337     | +395     | +516                   | +643  |          |          |
|   | <b>8028PF</b> Base Price:   | \$3080                  |   |               |          |                        |              |      |          |          |          |                        |       |          |          |
|   | Back/Arm upcharge:  | +0                      | +104  | +186          | +306     | +475                   | +546         | +693 | +923     | +1096    | +1284    | +1677                  | +2090 |          |          |
|   | Seat upcharge:  | +0                      | +40   | +72           | +118     | +183                   | +210         | +267 | +355     | +422     | +494     | +645                   | +804  |          |          |
|   | <b>OVERALL DIMENSIONS</b>   |                         | <b>W</b>  | <b>D</b>      | <b>H</b> | <b>SEAT DIMENSIONS</b> |              |      | <b>W</b> | <b>D</b> | <b>H</b> | <b>BACK DIMENSIONS</b> |       | <b>W</b> | <b>H</b> |
|   |   |                         | 29  | 31.5          | 44.5     | 21.5                   | 20           | 17   |          |          |          | 21                     | 27.5  |          |          |
|   | "F" model = Flip Forward<br>Seat for ease of cleaning   |                         |   |               |          |                        |              |      |          |          |          |                        |       |          |          |
|   | COM Yardage: Back: 2.75; Seat: 1<br>COM Yardage "F" Model: Back/Arms: 3.25; Seat: 1.25<br>Freight Class: 300<br>Product Weight (lbs.): 56<br>Cubic Feet Per Carton: 28.25 |                         | Add \$102 for (SBS)<br>Add \$32 for (SSS); \$48 (F model) | <b>RTA 00</b> |          |                        | 1 per carton |      |          |          |          |                        |       |          |          |
|  | <b>8028PH</b> Base Price:   | \$2879                  |   |               |          |                        |              |      |          |          |          |                        |       |          |          |
|   | Back/Arm upcharge:  | +0                      | +88   | +157          | +259     | +402                   | +462         | +586 | +781     | +927     | +1087    | +1419                  | +1769 |          |          |
|   | Seat upcharge:  | +0                      | +32   | +57           | +94      | +146                   | +168         | +213 | +284     | +337     | +395     | +516                   | +643  |          |          |
|   | <b>8028PHF</b> Base Price:  | \$3130                  |   |               |          |                        |              |      |          |          |          |                        |       |          |          |
|   | Back/Arm upcharge:  | +0                      | +104  | +186          | +306     | +475                   | +546         | +693 | +923     | +1096    | +1284    | +1677                  | +2090 |          |          |
|   | Seat upcharge:  | +0                      | +40   | +72           | +118     | +183                   | +210         | +267 | +355     | +422     | +494     | +645                   | +804  |          |          |
|   | <b>OVERALL DIMENSIONS</b>   |                         | <b>W</b>  | <b>D</b>      | <b>H</b> | <b>SEAT DIMENSIONS</b> |              |      | <b>W</b> | <b>D</b> | <b>H</b> | <b>BACK DIMENSIONS</b> |       | <b>W</b> | <b>H</b> |
|   |   |                         | 29  | 31.5          | 44.5     | 21.5                   | 20           | 17   |          |          |          | 21                     | 27.5  |          |          |
|   | "F" model = Flip Forward<br>Seat for ease of cleaning   |                         |   |               |          |                        |              |      |          |          |          |                        |       |          |          |
|   | COM Yardage: Back: 2.75; Seat: 1<br>COM Yardage "F" Model: Back/Arms: 3.25; Seat: 1.25<br>Freight Class: 300<br>Product Weight (lbs.): 56<br>Cubic Feet Per Carton: 28.25 |                         | Add \$123 for (SBS)<br>Add \$32 for (SSS); \$48 (F model) | <b>RTA 00</b> |          |                        | 1 per carton |      |          |          |          |                        |       |          |          |

| DESCRIPTION  | MODEL#/ FEATURES  | STANDARD TEXTILE GRADES                               |          |          |                        |          |          |                        |          |          |       |       |       |       |
|--|---|---|----------|----------|------------------------|----------|----------|------------------------|----------|----------|-------|-------|-------|-------|
|  |   | 1/COM   | 2        | 3        | 4                      | 5        | 6        | 7                      | 8        | 9        | 10    | 11    | 12    |       |
|  <p><b>High Back Lounge Chair, 4 Leg Wood Base</b><br/>                     COM Yardage: Back: 2.75; Seat: 1<br/>                     COM Yardage "F" Model: Back/Arms: 3.25; Seat: 1.25<br/>                     Freight Class: 250<br/>                     Product Weight (lbs.): 56.5<br/>                     Cubic Feet Per Carton: 28.25</p>                         | <b>8029</b>   | Base Price:   | \$3477   |          |                        |          |          |                        |          |          |       |       |       |       |
|  |   | Back/Arm upcharge:                                    | +0       | +88      | +157                   | +259     | +402     | +462                   | +586     | +781     | +927  | +1087 | +1419 | +1769 |
|  |   | Seat upcharge:  | +0       | +32      | +57                    | +94      | +146     | +168                   | +213     | +284     | +337  | +395  | +516  | +643  |
|  | <b>8029F</b>  | Base Price:   | \$3728   |          |                        |          |          |                        |          |          |       |       |       |       |
|  |   | Back/Arm upcharge:                                    | +0       | +104     | +186                   | +306     | +475     | +546                   | +693     | +923     | +1096 | +1284 | +1677 | +2090 |
|  |   | Seat upcharge:  | +0       | +40      | +72                    | +118     | +183     | +210                   | +267     | +355     | +422  | +494  | +645  | +804  |
|  |   | <b>OVERALL DIMENSIONS</b>                             |          |          | <b>SEAT DIMENSIONS</b> |          |          | <b>BACK DIMENSIONS</b> |          |          |       |       |       |       |
|  |   |   | <b>W</b> | <b>D</b> | <b>H</b>               | <b>W</b> | <b>D</b> | <b>H</b>               | <b>W</b> | <b>H</b> |       |       |       |       |
|  |   |   | 29       | 31.5     | 44.5                   | 21.5     | 20       | 17                     | 21       | 27.5     |       |       |       |       |
|  |   | "F" model = Flip Forward<br>Seat for ease of cleaning |          |          |                        |          |          |                        |          |          |       |       |       |       |
|  | Add \$84 for (SBS)<br>Add \$32 for (SSS); \$48 (F model)  |   |          |          |                        |          |          |                        |          |          |       |       |       |       |
|  |   |   |          |          |                        |          |          |                        |          |          |       |       |       |       |
|  <p><b>High Back Lounge Chair, 4 Leg Wood Base, Arm Patches</b><br/>                     COM Yardage: Back: 2.75; Seat: 1<br/>                     COM Yardage "F" Model: Back/Arms: 3.25; Seat: 1.25<br/>                     Freight Class: 250<br/>                     Product Weight (lbs.): 56.5<br/>                     Cubic Feet Per Carton: 28.25</p>            | <b>8029P</b>  | Base Price:   | \$3527   |          |                        |          |          |                        |          |          |       |       |       |       |
|  |   | Back/Arm upcharge:                                    | +0       | +88      | +157                   | +259     | +402     | +462                   | +586     | +781     | +927  | +1087 | +1419 | +1769 |
|  |   | Seat upcharge:  | +0       | +32      | +57                    | +94      | +146     | +168                   | +213     | +284     | +337  | +395  | +516  | +643  |
|  | <b>8029PF</b>   | Base Price:   | \$3778   |          |                        |          |          |                        |          |          |       |       |       |       |
|  |   | Back/Arm upcharge:                                    | +0       | +104     | +186                   | +306     | +475     | +546                   | +693     | +923     | +1096 | +1284 | +1677 | +2090 |
|  |   | Seat upcharge:  | +0       | +40      | +72                    | +118     | +183     | +210                   | +267     | +355     | +422  | +494  | +645  | +804  |
|  |   | <b>OVERALL DIMENSIONS</b>                             |          |          | <b>SEAT DIMENSIONS</b> |          |          | <b>BACK DIMENSIONS</b> |          |          |       |       |       |       |
|  |   |   | <b>W</b> | <b>D</b> | <b>H</b>               | <b>W</b> | <b>D</b> | <b>H</b>               | <b>W</b> | <b>H</b> |       |       |       |       |
|  |   |   | 29       | 31.5     | 44.5                   | 21.5     | 20       | 17                     | 21       | 27.5     |       |       |       |       |
|  |   | "F" model = Flip Forward<br>Seat for ease of cleaning |          |          |                        |          |          |                        |          |          |       |       |       |       |
|  | Add \$102 for (SBS)<br>Add \$32 for (SSS); \$48 (F model) |   |          |          |                        |          |          |                        |          |          |       |       |       |       |
|  |   |   |          |          |                        |          |          |                        |          |          |       |       |       |       |
|  <p><b>High Back Lounge Chair, 4 Leg Wood Base, Arm and Head Patches</b><br/>                     COM Yardage: Back: 2.75; Seat: 1<br/>                     COM Yardage "F" Model: Back/Arms: 3.25; Seat: 1.25<br/>                     Freight Class: 250<br/>                     Product Weight (lbs.): 56.5<br/>                     Cubic Feet Per Carton: 28.25</p> | <b>8029PH</b>   | Base Price:   | \$3577   |          |                        |          |          |                        |          |          |       |       |       |       |
|  |   | Back/Arm upcharge:                                    | +0       | +88      | +157                   | +259     | +402     | +462                   | +586     | +781     | +927  | +1087 | +1419 | +1769 |
|  |   | Seat upcharge:  | +0       | +32      | +57                    | +94      | +146     | +168                   | +213     | +284     | +337  | +395  | +516  | +643  |
|  | <b>8029PHF</b>  | Base Price:   | \$3828   |          |                        |          |          |                        |          |          |       |       |       |       |
|  |   | Back/Arm upcharge:                                    | +0       | +104     | +186                   | +306     | +475     | +546                   | +693     | +923     | +1096 | +1284 | +1677 | +2090 |
|  |   | Seat upcharge:  | +0       | +40      | +72                    | +118     | +183     | +210                   | +267     | +355     | +422  | +494  | +645  | +804  |
|  |   | <b>OVERALL DIMENSIONS</b>                             |          |          | <b>SEAT DIMENSIONS</b> |          |          | <b>BACK DIMENSIONS</b> |          |          |       |       |       |       |
|  |   |   | <b>W</b> | <b>D</b> | <b>H</b>               | <b>W</b> | <b>D</b> | <b>H</b>               | <b>W</b> | <b>H</b> |       |       |       |       |
|  |   |   | 29       | 31.5     | 44.5                   | 21.5     | 20       | 17                     | 21       | 27.5     |       |       |       |       |
|  |   | "F" model = Flip Forward<br>Seat for ease of cleaning |          |          |                        |          |          |                        |          |          |       |       |       |       |
|  | Add \$123 for (SBS)<br>Add \$32 for (SSS); \$48 (F model) |   |          |          |                        |          |          |                        |          |          |       |       |       |       |
|  |   |   |          |          |                        |          |          |                        |          |          |       |       |       |       |
|  <p><b>High Back Lounge Chair, Wood Swivel Base</b><br/>                     COM Yardage: Back: 2.75; Seat: 1<br/>                     COM Yardage "F" Model: Back/Arms: 3.25; Seat: 1.25<br/>                     Freight Class: 250<br/>                     Product Weight (lbs.): 57<br/>                     Cubic Feet Per Carton: 28.25</p>                        | <b>8037</b>   | Base Price:   | \$3000   |          |                        |          |          |                        |          |          |       |       |       |       |
|  |   | Back/Arm upcharge:                                    | +0       | +88      | +157                   | +259     | +402     | +462                   | +586     | +781     | +927  | +1087 | +1419 | +1769 |
|  |   | Seat upcharge:  | +0       | +32      | +57                    | +94      | +146     | +168                   | +213     | +284     | +337  | +395  | +516  | +643  |
|  | <b>8037F</b>  | Base Price:   | \$3251   |          |                        |          |          |                        |          |          |       |       |       |       |
|  |   | Back/Arm upcharge:                                    | +0       | +104     | +186                   | +306     | +475     | +546                   | +693     | +923     | +1096 | +1284 | +1677 | +2090 |
|  |   | Seat upcharge:  | +0       | +40      | +72                    | +118     | +183     | +210                   | +267     | +355     | +422  | +494  | +645  | +804  |
|  |   | <b>OVERALL DIMENSIONS</b>                             |          |          | <b>SEAT DIMENSIONS</b> |          |          | <b>BACK DIMENSIONS</b> |          |          |       |       |       |       |
|  |   |   | <b>W</b> | <b>D</b> | <b>H</b>               | <b>W</b> | <b>D</b> | <b>H</b>               | <b>W</b> | <b>H</b> |       |       |       |       |
|  |   |   | 29       | 31.5     | 44.5                   | 21.5     | 20       | 17                     | 21       | 27.5     |       |       |       |       |
|  |   | "F" model = Flip Forward<br>Seat for ease of cleaning |          |          |                        |          |          |                        |          |          |       |       |       |       |
|  | Add \$84 for (SBS)<br>Add \$32 for (SSS); \$48 (F model)  |   |          |          |                        |          |          |                        |          |          |       |       |       |       |
|  |   |   |          |          |                        |          |          |                        |          |          |       |       |       |       |

| DESCRIPTION   | MODEL#/ FEATURES  | STANDARD TEXTILE GRADES |   |                        |                      |      |                           |      |      |       |       |       |       |
|---|---|-------------------------|---|------------------------|----------------------|------|---------------------------|------|------|-------|-------|-------|-------|
|   |   | 1/COM                   | 2   | 3                      | 4                    | 5    | 6                         | 7    | 8    | 9     | 10    | 11    | 12    |
|    | <b>8037P</b> Base Price:  | \$3050                  |   |                        |                      |      |                           |      |      |       |       |       |       |
|   | Back/Arm upcharge:  | +0                      | +88   | +157                   | +259                 | +402 | +462                      | +586 | +781 | +927  | +1087 | +1419 | +1769 |
|   | Seat upcharge:  | +0                      | +32   | +57                    | +94                  | +146 | +168                      | +213 | +284 | +337  | +395  | +516  | +643  |
|   | <b>8037PF</b> Base Price:   | \$3301                  |   |                        |                      |      |                           |      |      |       |       |       |       |
|   | Back/Arm upcharge:  | +0                      | +104  | +186                   | +306                 | +475 | +546                      | +693 | +923 | +1096 | +1284 | +1677 | +2090 |
|   | Seat upcharge:  | +0                      | +40   | +72                    | +118                 | +183 | +210                      | +267 | +355 | +422  | +494  | +645  | +804  |
|   | <b>OVERALL DIMENSIONS</b>   |                         |   | <b>SEAT DIMENSIONS</b> |                      |      | <b>BACK DIMENSIONS</b>    |      |      |       |       |       |       |
|   | W D H   |                         |   | W D H                  |                      |      | W H                       |      |      |       |       |       |       |
|   | 29 31.5 44.5  |                         |   | 21.5 20 17             |                      |      | 21 27.5                   |      |      |       |       |       |       |
|   | <p><b>High Back Lounge Chair, Wood Swivel Base, Arm Patches</b><br/>                     COM Yardage: Back: 2.75; Seat: 1<br/>                     COM Yardage "F" Model: Back/Arms: 3.25; Seat: 1.25<br/>                     Freight Class: 250<br/>                     Product Weight (lbs.): 57<br/>                     Cubic Feet Per Carton: 28.25</p>          |                         | <p>"F" model = Flip Forward<br/>                     Seat for ease of cleaning</p> <p>Add \$102 for (SBS)<br/>                     Add \$32 for (SSS); \$48 (F model)</p> |                        | <p><b>RTA 00</b></p> |      | 1 per carton              |      |      |       |       |       |       |
|    | <b>8037PH</b> Base Price:   | \$3100                  |   |                        |                      |      |                           |      |      |       |       |       |       |
|   | Back/Arm upcharge:  | +0                      | +88   | +157                   | +259                 | +402 | +462                      | +586 | +781 | +927  | +1087 | +1419 | +1769 |
|   | Seat upcharge:  | +0                      | +32   | +57                    | +94                  | +146 | +168                      | +213 | +284 | +337  | +395  | +516  | +643  |
|   | <b>8037PHF</b> Base Price:  | \$3352                  |   |                        |                      |      |                           |      |      |       |       |       |       |
|   | Back/Arm upcharge:  | +0                      | +104  | +186                   | +306                 | +475 | +546                      | +693 | +923 | +1096 | +1284 | +1677 | +2090 |
|   | Seat upcharge:  | +0                      | +40   | +72                    | +118                 | +183 | +210                      | +267 | +355 | +422  | +494  | +645  | +804  |
|   | <b>OVERALL DIMENSIONS</b>   |                         |   | <b>SEAT DIMENSIONS</b> |                      |      | <b>BACK DIMENSIONS</b>    |      |      |       |       |       |       |
|   | W D H   |                         |   | W D H                  |                      |      | W H                       |      |      |       |       |       |       |
|   | 29 31.5 44.5  |                         |   | 21.5 20 17             |                      |      | 21 27.5                   |      |      |       |       |       |       |
|   | <p><b>High Back Lounge Chair, Wood Swivel Base, Arm and Head Patches</b><br/>                     COM Yardage: Back: 2.75; Seat: 1<br/>                     COM Yardage "F" Model: Back/Arms: 3.25; Seat: 1.25<br/>                     Freight Class: 250<br/>                     Product Weight (lbs.): 57<br/>                     Cubic Feet Per Carton: 28.25</p> |                         | <p>"F" model = Flip Forward<br/>                     Seat for ease of cleaning</p> <p>Add \$132 for (SBS)<br/>                     Add \$32 for (SSS); \$48 (F model)</p> |                        | <p><b>RTA 00</b></p> |      | 1 per carton              |      |      |       |       |       |       |
|  | <b>8038</b> Base Price:   | \$3017                  |   |                        |                      |      |                           |      |      |       |       |       |       |
|   | Back/Arm upcharge:  | +0                      | +88   | +157                   | +259                 | +402 | +462                      | +586 | +781 | +927  | +1087 | +1419 | +1769 |
|   | Seat upcharge:  | +0                      | +32   | +57                    | +94                  | +146 | +168                      | +213 | +284 | +337  | +395  | +516  | +643  |
|   | <b>8038F</b> Base Price:  | \$3269                  |   |                        |                      |      |                           |      |      |       |       |       |       |
|   | Back/Arm upcharge:  | +0                      | +104  | +186                   | +306                 | +475 | +546                      | +693 | +923 | +1096 | +1284 | +1677 | +2090 |
|   | Seat upcharge:  | +0                      | +40   | +72                    | +118                 | +183 | +210                      | +267 | +355 | +422  | +494  | +645  | +804  |
|   | <b>OVERALL DIMENSIONS</b>   |                         |   | <b>SEAT DIMENSIONS</b> |                      |      | <b>BACK DIMENSIONS</b>    |      |      |       |       |       |       |
|   | W D H   |                         |   | W D H                  |                      |      | W H                       |      |      |       |       |       |       |
|   | 29 31.5 44.5  |                         |   | 21.5 20 17             |                      |      | 21 27.5                   |      |      |       |       |       |       |
|   | <p><b>High Back Lounge Chair, Chrome Swivel Base</b><br/>                     COM Yardage: Back: 2.75; Seat: 1<br/>                     COM Yardage "F" Model: Back/Arms: 3.25; Seat: 1.25<br/>                     Freight Class: 250<br/>                     Product Weight (lbs.): 63<br/>                     Cubic Feet Per Carton: 28.25</p>                     |                         | <p>"F" model = Flip Forward<br/>                     Seat for ease of cleaning</p> <p>Add \$84 for (SBS)<br/>                     Add \$32 for (SSS); \$48 (F model)</p>  |                        | <p><b>RTA 00</b></p> |      | 1 per carton 1 per carton |      |      |       |       |       |       |
|  | <b>8038P</b> Base Price:  | \$3068                  |   |                        |                      |      |                           |      |      |       |       |       |       |
|   | Back/Arm upcharge:  | +0                      | +88   | +157                   | +259                 | +402 | +462                      | +586 | +781 | +927  | +1087 | +1419 | +1769 |
|   | Seat upcharge:  | +0                      | +32   | +57                    | +94                  | +146 | +168                      | +213 | +284 | +337  | +395  | +516  | +643  |
|   | <b>8038PF</b> Base Price:   | \$3319                  |   |                        |                      |      |                           |      |      |       |       |       |       |
|   | Back/Arm upcharge:  | +0                      | +104  | +186                   | +306                 | +475 | +546                      | +693 | +923 | +1096 | +1284 | +1677 | +2090 |
|   | Seat upcharge:  | +0                      | +40   | +72                    | +118                 | +183 | +210                      | +267 | +355 | +422  | +494  | +645  | +804  |
|   | <b>OVERALL DIMENSIONS</b>   |                         |   | <b>SEAT DIMENSIONS</b> |                      |      | <b>BACK DIMENSIONS</b>    |      |      |       |       |       |       |
|   | W D H   |                         |   | W D H                  |                      |      | W H                       |      |      |       |       |       |       |
|   | 29 31.5 44.5  |                         |   | 21.5 20 17             |                      |      | 21 27.5                   |      |      |       |       |       |       |
|   | <p><b>High Back Lounge Chair, Chrome Swivel Base, Arm Patches</b><br/>                     COM Yardage: Back: 2.75; Seat: 1<br/>                     COM Yardage "F" Model: Back/Arms: 3.25; Seat: 1.25<br/>                     Freight Class: 250<br/>                     Product Weight (lbs.): 63<br/>                     Cubic Feet Per Carton: 28.25</p>        |                         | <p>"F" model = Flip Forward<br/>                     Seat for ease of cleaning</p> <p>Add \$102 for (SBS)<br/>                     Add \$32 for (SSS); \$48 (F model)</p> |                        | <p><b>RTA 00</b></p> |      | 1 per carton 1 per carton |      |      |       |       |       |       |

| DESCRIPTION   | MODEL#/ FEATURES  | STANDARD TEXTILE GRADES   |                    |                                    |                        |               |             |                        |             |             |              |              |              |              |             |
|---|---|---------------------------|--------------------|------------------------------------|------------------------|---------------|-------------|------------------------|-------------|-------------|--------------|--------------|--------------|--------------|-------------|
|   |   | 1/COM                     | 2                  | 3                                  | 4                      | 5             | 6           | 7                      | 8           | 9           | 10           | 11           | 12           |              |             |
|  <p><b>High Back Lounge Chair, Chrome Swivel Base, Arm and Head Patches</b><br/>                     COM Yardage: Back: 2.75; Seat: 1<br/>                     COM Yardage "F" Model: Back/Arms: 3.25; Seat: 1.25<br/>                     Freight Class: 250<br/>                     Product Weight (lbs.): 63<br/>                     Cubic Feet Per Carton: 28.25</p> | <b>8038PH</b>   | Base Price:               | \$3118             |                                    |                        |               |             |                        |             |             |              |              |              |              |             |
|   |   | Back/Arm upcharge:        | <b>+0</b>          | <b>+88</b>                         | <b>+157</b>            | <b>+59</b>    | <b>+402</b> | <b>+462</b>            | <b>+586</b> | <b>+781</b> | <b>+927</b>  | <b>+1087</b> | <b>+1419</b> | <b>+1769</b> |             |
|   |   | Seat upcharge:            | <b>+0</b>          | <b>+32</b>                         | <b>+57</b>             | <b>+94</b>    | <b>+146</b> | <b>+168</b>            | <b>+213</b> | <b>+284</b> | <b>+337</b>  | <b>+395</b>  | <b>+516</b>  | <b>+643</b>  |             |
|   | <b>8038PHF</b>  | Base Price:               | \$3369             |                                    |                        |               |             |                        |             |             |              |              |              |              |             |
|   |   | Back/Arm upcharge:        | <b>+0</b>          | <b>+104</b>                        | <b>+186</b>            | <b>+306</b>   | <b>+475</b> | <b>+546</b>            | <b>+693</b> | <b>+923</b> | <b>+1096</b> | <b>+1284</b> | <b>+1677</b> | <b>+2090</b> |             |
|   |   | Seat upcharge:            | <b>+0</b>          | <b>+40</b>                         | <b>+72</b>             | <b>+118</b>   | <b>+183</b> | <b>+210</b>            | <b>+267</b> | <b>+355</b> | <b>+422</b>  | <b>+494</b>  | <b>+645</b>  | <b>+804</b>  |             |
|   |   | <b>OVERALL DIMENSIONS</b> |                    |                                    | <b>SEAT DIMENSIONS</b> |               |             | <b>BACK DIMENSIONS</b> |             |             |              |              |              |              |             |
|   |   | <b>W</b>                  | <b>D</b>           | <b>H</b>                           | <b>W</b>               | <b>D</b>      | <b>H</b>    | <b>W</b>               | <b>H</b>    |             |              |              |              |              |             |
|   |   | 29                        | 31.5               | 44.5                               |                        |               |             | 21.5                   | 20          | 17          |              | 21           | 27.5         |              |             |
|   |   | Add \$123 for (SBS)       |                    | Add \$32 for (SSS); \$48 (F model) |                        | <b>RTA 00</b> |             | 1 per carton           |             |             |              |              |              |              |             |
|  <p><b>Counter Stool, Sled Base</b><br/>                     COM Yardage: Back: 1; Seat: 1<br/>                     Freight Class: 250<br/>                     Product Weight (lbs.): 32<br/>                     Cubic Feet Per Carton: 9</p>  | <b>8051</b>   | Base Price:               | \$1269             |                                    |                        |               |             |                        |             |             |              |              |              |              |             |
|   |   | Back/Arm upcharge:        | <b>+0</b>          | <b>+32</b>                         | <b>+57</b>             | <b>+94</b>    | <b>+146</b> | <b>+168</b>            | <b>+213</b> | <b>+284</b> | <b>+337</b>  | <b>+395</b>  | <b>+516</b>  | <b>+643</b>  |             |
|   |   | Seat upcharge:            | <b>+0</b>          | <b>+16</b>                         | <b>+29</b>             | <b>+47</b>    | <b>+73</b>  | <b>+84</b>             | <b>+107</b> | <b>+142</b> | <b>+169</b>  | <b>+198</b>  | <b>+258</b>  | <b>+322</b>  |             |
|   |   | <b>OVERALL DIMENSIONS</b> |                    |                                    | <b>SEAT DIMENSIONS</b> |               |             | <b>BACK DIMENSIONS</b> |             |             |              |              |              |              |             |
|   |   | <b>W</b>                  | <b>D</b>           | <b>H</b>                           | <b>W</b>               | <b>D</b>      | <b>H</b>    | <b>W</b>               | <b>H</b>    |             |              |              |              |              |             |
|   |   | 19.25                     | 19                 | 35                                 |                        |               |             | 15.5                   | 15.75       | 24.75       |              | 12.5         | 10           |              |             |
|   |   | Add \$32 for (SBS)        |                    | Add \$20 for (SSS)                 |                        | <b>RTA 00</b> |             | 1 per carton           |             |             |              |              |              |              |             |
|   |  <p><b>Counter Stool, Wood Base</b><br/>                     COM Yardage: Back: 1; Seat: 1<br/>                     Freight Class: 250<br/>                     Product Weight (lbs.): 28</p>   | <b>8052</b>               | Base Price:        | \$1988                             |                        |               |             |                        |             |             |              |              |              |              |             |
|   |   |                           | Back/Arm upcharge: | <b>+0</b>                          | <b>+32</b>             | <b>+57</b>    | <b>+94</b>  | <b>+146</b>            | <b>+168</b> | <b>+213</b> | <b>+284</b>  | <b>+337</b>  | <b>+395</b>  | <b>+516</b>  | <b>+643</b> |
|   |   |                           | Seat upcharge:     | <b>+0</b>                          | <b>+16</b>             | <b>+29</b>    | <b>+47</b>  | <b>+73</b>             | <b>+84</b>  | <b>+107</b> | <b>+142</b>  | <b>+169</b>  | <b>+198</b>  | <b>+258</b>  | <b>+322</b> |
|   |   | <b>OVERALL DIMENSIONS</b> |                    |                                    | <b>SEAT DIMENSIONS</b> |               |             | <b>BACK DIMENSIONS</b> |             |             |              |              |              |              |             |
|   |   | <b>W</b>                  | <b>D</b>           | <b>H</b>                           | <b>W</b>               | <b>D</b>      | <b>H</b>    | <b>W</b>               | <b>H</b>    |             |              |              |              |              |             |
|   |   | 19.25                     | 19                 | 35                                 |                        |               |             | 15.5                   | 15.75       | 24.75       |              | 12.5         | 10           |              |             |
|   |   | Add \$32 for (SBS)        |                    | Add \$20 for (SSS)                 |                        | <b>RTA 00</b> |             | 1 per carton           |             |             |              |              |              |              |             |
|  <p><b>Counter Stool, Chrome Swivel Base</b><br/>                     COM Yardage: Back: 1; Seat: 1<br/>                     Freight Class: 250<br/>                     Product Weight (lbs.): 43<br/>                     Cubic Feet Per Carton: 11.5</p>  |   | <b>8053</b>               | Base Price:        | \$2419                             |                        |               |             |                        |             |             |              |              |              |              |             |
|   |   |                           | Back/Arm upcharge: | <b>+0</b>                          | <b>+32</b>             | <b>+57</b>    | <b>+94</b>  | <b>+146</b>            | <b>+168</b> | <b>+213</b> | <b>+284</b>  | <b>+337</b>  | <b>+395</b>  | <b>+516</b>  | <b>+643</b> |
|   |   |                           | Seat upcharge:     | <b>+0</b>                          | <b>+16</b>             | <b>+29</b>    | <b>+47</b>  | <b>+73</b>             | <b>+84</b>  | <b>+107</b> | <b>+142</b>  | <b>+169</b>  | <b>+198</b>  | <b>+258</b>  | <b>+322</b> |
|   |   | <b>OVERALL DIMENSIONS</b> |                    |                                    | <b>SEAT DIMENSIONS</b> |               |             | <b>BACK DIMENSIONS</b> |             |             |              |              |              |              |             |
|   |   | <b>W</b>                  | <b>D</b>           | <b>H</b>                           | <b>W</b>               | <b>D</b>      | <b>H</b>    | <b>W</b>               | <b>H</b>    |             |              |              |              |              |             |
|   |   | 19.25                     | 20                 | 34.5                               |                        |               |             | 15.5                   | 15.75       | 24.75       |              | 12.5         | 10           |              |             |
|   |   | Add \$32 for (SBS)        |                    | Add \$20 for (SSS)                 |                        | <b>RTA 00</b> |             | 1 per carton           |             |             |              |              |              |              |             |
|   |  <p><b>Bar Stool, Sled Base</b><br/>                     COM Yardage: Back: 1; Seat: 1<br/>                     Freight Class: 250<br/>                     Product Weight (lbs.): 34.5<br/>                     Cubic Feet Per Carton: 11</p> | <b>8054</b>               | Base Price:        | \$1366                             |                        |               |             |                        |             |             |              |              |              |              |             |
|   |   |                           | Back/Arm upcharge: | <b>+0</b>                          | <b>+32</b>             | <b>+57</b>    | <b>+94</b>  | <b>+146</b>            | <b>+168</b> | <b>+213</b> | <b>+284</b>  | <b>+337</b>  | <b>+395</b>  | <b>+516</b>  | <b>+643</b> |
|   |   |                           | Seat upcharge:     | <b>+0</b>                          | <b>+16</b>             | <b>+29</b>    | <b>+47</b>  | <b>+73</b>             | <b>+84</b>  | <b>+107</b> | <b>+142</b>  | <b>+169</b>  | <b>+198</b>  | <b>+258</b>  | <b>+322</b> |
|   |   | <b>OVERALL DIMENSIONS</b> |                    |                                    | <b>SEAT DIMENSIONS</b> |               |             | <b>BACK DIMENSIONS</b> |             |             |              |              |              |              |             |
|   |   | <b>W</b>                  | <b>D</b>           | <b>H</b>                           | <b>W</b>               | <b>D</b>      | <b>H</b>    | <b>W</b>               | <b>H</b>    |             |              |              |              |              |             |
|   |   | 19.25                     | 20                 | 40.25                              |                        |               |             | 15.5                   | 15.75       | 30.25       |              | 12.5         | 10           |              |             |
|   |   | Add \$32 for (SBS)        |                    | Add \$20 for (SSS)                 |                        | <b>RTA 00</b> |             | 1 per carton           |             |             |              |              |              |              |             |

| DESCRIPTION  | MODEL#/ FEATURES          | STANDARD TEXTILE GRADES |            |               |                        |             |              |             |             |             |             |             |             |
|--|---------------------------|-------------------------|------------|---------------|------------------------|-------------|--------------|-------------|-------------|-------------|-------------|-------------|-------------|
|  |                           | 1/COM                   | 2          | 3             | 4                      | 5           | 6            | 7           | 8           | 9           | 10          | 11          | 12          |
|  <p><b>Bar Stool, Wood Base</b><br/>COM Yardage: Back: 1; Seat: .5<br/>Freight Class: 250<br/>Product Weight (lbs.): 30<br/>Cubic Feet Per Carton: 11</p> | <b>8055</b> Base Price:   | \$2084                  |            |               |                        |             |              |             |             |             |             |             |             |
|  | Back/Arm upcharge:        | <b>+0</b>               | <b>+32</b> | <b>+57</b>    | <b>+94</b>             | <b>+146</b> | <b>+168</b>  | <b>+213</b> | <b>+284</b> | <b>+337</b> | <b>+395</b> | <b>+516</b> | <b>+643</b> |
|  | Seat upcharge:            | <b>+0</b>               | <b>+16</b> | <b>+29</b>    | <b>+47</b>             | <b>+73</b>  | <b>+84</b>   | <b>+107</b> | <b>+142</b> | <b>+169</b> | <b>+198</b> | <b>+258</b> | <b>+322</b> |
|  | <b>OVERALL DIMENSIONS</b> | <b>SEAT DIMENSIONS</b>  |            |               | <b>BACK DIMENSIONS</b> |             |              |             |             |             |             |             |             |
|  |                           | <b>W</b>                | <b>D</b>   | <b>H</b>      | <b>W</b>               | <b>D</b>    | <b>H</b>     | <b>W</b>    | <b>H</b>    |             |             |             |             |
|  | 19.25                     | 20                      | 40         | 15.5          | 15.75                  | 30          | 12.5         | 10          |             |             |             |             |             |
|  | Add \$32 for (SBS)        |                         |            |               |                        |             |              |             |             |             |             |             |             |
|  | Add \$20 for (SSS)        |                         |            | <b>RTA 00</b> |                        |             | 1 per carton |             |             |             |             |             |             |

|  |                           |                        |            |               |                        |             |              |             |             |             |             |             |             |
|--|---------------------------|------------------------|------------|---------------|------------------------|-------------|--------------|-------------|-------------|-------------|-------------|-------------|-------------|
|  <p><b>Bar Stool, Chrome Swivel Base</b><br/>COM Yardage: Back: 1; Seat: .5<br/>Freight Class: 250<br/>Product Weight (lbs.): 45.5<br/>Cubic Feet Per Carton: 13.25</p> | <b>8056</b> Base Price:   | \$2514                 |            |               |                        |             |              |             |             |             |             |             |             |
|  | Back/Arm upcharge:        | <b>+0</b>              | <b>+32</b> | <b>+57</b>    | <b>+94</b>             | <b>+146</b> | <b>+168</b>  | <b>+213</b> | <b>+284</b> | <b>+337</b> | <b>+395</b> | <b>+516</b> | <b>+643</b> |
|  | Seat upcharge:            | <b>+0</b>              | <b>+16</b> | <b>+29</b>    | <b>+47</b>             | <b>+73</b>  | <b>+84</b>   | <b>+107</b> | <b>+142</b> | <b>+169</b> | <b>+198</b> | <b>+258</b> | <b>+322</b> |
|  | <b>OVERALL DIMENSIONS</b> | <b>SEAT DIMENSIONS</b> |            |               | <b>BACK DIMENSIONS</b> |             |              |             |             |             |             |             |             |
|  |                           | <b>W</b>               | <b>D</b>   | <b>H</b>      | <b>W</b>               | <b>D</b>    | <b>H</b>     | <b>W</b>    | <b>H</b>    |             |             |             |             |
|  | 19.25                     | 20                     | 40         | 15.5          | 15.75                  | 30          | 12.5         | 10          |             |             |             |             |             |
|  | Add \$32 for (SBS)        |                        |            |               |                        |             |              |             |             |             |             |             |             |
|  | Add \$20 for (SSS)        |                        |            | <b>RTA 00</b> |                        |             | 1 per carton |             |             |             |             |             |             |

| DESCRIPTION | MODEL #         | DIMENSIONS   | FREIGHT CLASS | WT/LB  | CUBIC FT. | LIST PRICE |
|-------------|-----------------|--------------|---------------|--------|-----------|------------|
|             | MODEL #         | D x W x H    | FREIGHT CLASS | WT/LBS | CUBIC FT  | LIST PRICE |
|             | <b>8041R26C</b> | 26 x 26 x 16 | 150           | 41     | 10.75     | 1140       |
|             | <b>8041R30C</b> | 30 x 30 x 16 | 250           | 45     | 13        | 1187       |



Round Table w/Polished Chrome 4-Prong Base

RTA 00

1 per carton

| MODEL #         | D x W x H    | FREIGHT CLASS | WT/LBS | CUBIC FT | LIST PRICE |
|-----------------|--------------|---------------|--------|----------|------------|
| <b>8041R26W</b> | 26 x 26 x 16 | 250           | 35     | 10.75    | 1122       |
| <b>8041R30W</b> | 30 x 30 x 16 | 250           | 40     | 13       | 1176       |



Round Table w/Wooden 4-Prong Base

RTA 00

1 per carton

| MODEL #          | D x W x H          | FREIGHT CLASS | WT/LBS | CUBIC FT | LIST PRICE |
|------------------|--------------------|---------------|--------|----------|------------|
| <b>8042SQ22C</b> | 22.75 x 22.75 x 16 | 150           | 39     | 7.75     | 1140       |
| <b>8042SQ28C</b> | 28.5 x 28.5 x 16   | 150           | 47     | 11.5     | 1187       |



Square Table w/Radiused Corners + Polished Chrome 4-Prong Base

RTA 00

1 per carton

| MODEL #          | D x W x H          | FREIGHT CLASS | WT/LBS | CUBIC FT | LIST PRICE |
|------------------|--------------------|---------------|--------|----------|------------|
| <b>8042SQ22W</b> | 22.75 x 22.75 x 16 | 150           | 33     | 7.75     | 1122       |
| <b>8042SQ28W</b> | 28.5 x 28.5 x 16   | 250           | 41     | 11.5     | 1176       |



Square Table w/Radiused Corners + Wooden 4-Prong Base

RTA 00

1 per carton

| MODEL #          | D x W x H    | FREIGHT CLASS | WT/LBS | CUBIC FT | LIST PRICE |
|------------------|--------------|---------------|--------|----------|------------|
| <b>8043OV26C</b> | 22 x 26 x 16 | 100           | 40     | 9.25     | 1140       |
| <b>8043OV31C</b> | 26 x 31 x 16 | 250           | 45     | 11.75    | 1187       |



Oval Table w/Polished Chrome 4-Prong Base

RTA 00

1 per carton

| MODEL #          | D x W x H    | FREIGHT CLASS | WT/LBS | CUBIC FT | LIST PRICE |
|------------------|--------------|---------------|--------|----------|------------|
| <b>8043OV26W</b> | 22 x 26 x 16 | 250           | 34     | 9.25     | 1122       |
| <b>8043OV31W</b> | 26 x 31 x 16 | 250           | 40     | 11.75    | 1176       |



Oval Table w/Wooden 4-Prong Base

RTA 00

1 per carton

JEO



model 8434



model 8433-4



Optional Quilted Stitch Back (Q).



model 8435-2224



model 8436-1530



Optional 5 prong base with glides (G).

STANDARD FEATURES

- JEO is a contemporary, retro - inspired series with versatility for a variety of workplace applications.
- The tailored box styling functions well in lounge, conferencing, collaboration and side/guest environments.
- Three seating models: swivel tilter with a 5 prong caster base, a swivel self-centering return with a stationary round pedestal base or a matching four legged Arm Chair.
- Model 8433-4 is standard with a five prong Black nylon base with carpet casters (C1).
- Model 8437 is standard with Black four-legged frame.
- JEO also offers two styles of matching pedestal base occasional tables with a round or square laminate top, available in two height sizes --- 15" and 22" high.
- Upholstery options: fabric, vinyl, leather or a combination of two or more materials. The upholstery surfaces are seamed together with tailored double stitch detailing.
- Check textile availability prior to specifying upholstery material.

OPTIONAL FEATURES

- Chairs are available with an Optional Quilted Stitch back. Please specify (Q). Add \$212.
- Model 8433-4 has an optional five prong Aluminum base. specify (AL). Add \$63.
- Optional 5 prong Aluminum base with hard glides. Please specify (C7).
- Optional soft casters are available on the 5 prong base. Please specify (C9R). Add \$72.
- Model 8434 round pedestal base available in Chrome (CHM) or Brushed Chrome (BCH). Please specify.
- Model 8437 has optional Chrome (CHM) or Brushed Chrome (BCH) four-legged frame.
- Occasional tables are available in the following laminate finishes to coordinate with Global Desking and wood seating: Absolute Acajou (ACJ), Asian Night (ASN), Avant Cherry (AWC), Avant Honey (AWH), Black (BLK), Brushed Cobalt (BRC), Clear Maple (CMB), Dark Espresso (DES), Designer White (DWT), Hayden Grey (HGT), Noce Biondo (NBL), Noce Grigio (NGL), Noce Leggero (NEL), Noce Medio (NML), Quartered Mahogany (QTM), Tiger Walnut (TWL), Tiger Fruitwood (TFW), Walnut Heights (WHE), White Chocolate (WHC), and Winter Cherry (WCR). Please Specify.

DESCRIPTION FEATURES MODEL# STANDARD TEXTILE GRADES



Self-Centering Lounge Chair on Pedestal Base

COM Yardage: 2.75  
Freight Class: 250  
Product Weight (lbs.): 50  
Cubic Feet Per Carton: 22

Ergonomic Features:  
C

| MODEL# | 1    | 2    | 3    | 4    | 5    | 6    | 7    | 8    | 9    | 10   | 11   | 12   |
|--------|------|------|------|------|------|------|------|------|------|------|------|------|
| 8434   | 2345 | 2435 | 2505 | 2609 | 2757 | 2809 | 2938 | 3184 | 3305 | 3532 | 3843 | 4229 |

| OVERALL DIMENSIONS |    |         | SEAT DIMENSIONS |    |         | BACK DIMENSIONS |    |
|--------------------|----|---------|-----------------|----|---------|-----------------|----|
| W                  | D  | H       | W               | D  | H       | W               | H  |
| 26                 | 25 | 30-32.5 | 20              | 19 | 16.5-19 | 20              | 15 |



Swivel Tilter Chair

COM Yardage: 2.75  
Freight Class: 250  
Product Weight (lbs.): 50  
Cubic Feet Per Carton: 22

Ergonomic Features:  
A, B, C, S

| MODEL# | 1    | 2    | 3    | 4    | 5    | 6    | 7    | 8    | 9    | 10   | 11   | 12   |
|--------|------|------|------|------|------|------|------|------|------|------|------|------|
| 8433-4 | 1591 | 1703 | 1788 | 1918 | 2101 | 2187 | 2353 | 2616 | 2822 | 3048 | 3515 | 4013 |

| OVERALL DIMENSIONS |    |         | SEAT DIMENSIONS |    |         | BACK DIMENSIONS |    |
|--------------------|----|---------|-----------------|----|---------|-----------------|----|
| W                  | D  | H       | W               | D  | H       | W               | H  |
| 26                 | 25 | 30-32.5 | 20              | 19 | 16.5-19 | 20              | 15 |


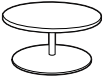


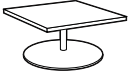


Arm Chair




COM Yardage: 2.75  
Freight Class: 250  
Product Weight (lbs.): 50  
Cubic Feet Per Carton: 22

| MODEL# | 1    | 2    | 3    | 4    | 5    | 6    | 7    | 8    | 9    | 10   | 11   | 12   |
|--------|------|------|------|------|------|------|------|------|------|------|------|------|
| 8437   | 1549 | 1649 | 1724 | 1838 | 1997 | 2074 | 2219 | 2451 | 2629 | 2827 | 3238 | 3673 |

| OVERALL DIMENSIONS |    |    | SEAT DIMENSIONS |    |    | BACK DIMENSIONS |    |
|--------------------|----|----|-----------------|----|----|-----------------|----|
| W                  | D  | H  | W               | D  | H  | W               | H  |
| 26                 | 25 | 34 | 20              | 19 | 18 | 20              | 15 |

| DESCRIPTION  | FEATURES | MODEL#           | STANDARD TEXTILE GRADES |    |                           |             |          |                        |          |          |                        |          |    |    |  |  |  |  |  |
|--|----------|------------------|-------------------------|----|---------------------------|-------------|----------|------------------------|----------|----------|------------------------|----------|----|----|--|--|--|--|--|
|  |          |                  | 1                       | 2  | 3                         | 4           | 5        | 6                      | 7        | 8        | 9                      | 10       | 11 | 12 |  |  |  |  |  |
|  <p><b>15" H Round End Table - 24" Dia. Top on Pedestal Base</b><br/>                     COM Yardage: n/a<br/>                     Freight Class: 150<br/>                     Product Weight (lbs.): 44<br/>                     Cubic Feet Per Carton: 10</p>      |          | <b>8435-1524</b> | 1442                    |    |                           |             |          |                        |          |          |                        |          |    |    |  |  |  |  |  |
|  |          |                  |                         |    | <b>OVERALL DIMENSIONS</b> |             |          | <b>SEAT DIMENSIONS</b> |          |          | <b>BACK DIMENSIONS</b> |          |    |    |  |  |  |  |  |
|  |          |                  |                         |    | <b>W</b>                  | <b>Dia.</b> | <b>H</b> | <b>W</b>               | <b>D</b> | <b>H</b> | <b>W</b>               | <b>H</b> |    |    |  |  |  |  |  |
|  |          |                  |                         | 24 |                           | 15          |          |                        |          |          |                        |          |    |    |  |  |  |  |  |
|  <p><b>15" H Round Coffee Table - 30" Dia. Top on Pedestal Base</b><br/>                     COM Yardage: n/a<br/>                     Freight Class: 150<br/>                     Product Weight (lbs.): 44<br/>                     Cubic Feet Per Carton: 10</p>   |          | <b>8435-1530</b> | 1683                    |    |                           |             |          |                        |          |          |                        |          |    |    |  |  |  |  |  |
|  |          |                  |                         |    | <b>OVERALL DIMENSIONS</b> |             |          | <b>SEAT DIMENSIONS</b> |          |          | <b>BACK DIMENSIONS</b> |          |    |    |  |  |  |  |  |
|  |          |                  |                         |    | <b>W</b>                  | <b>Dia.</b> | <b>H</b> | <b>W</b>               | <b>D</b> | <b>H</b> | <b>W</b>               | <b>H</b> |    |    |  |  |  |  |  |
|  |          |                  |                         | 30 |                           | 15          |          |                        |          |          |                        |          |    |    |  |  |  |  |  |
|  <p><b>22" H Round End Table - 24" Dia. Top on Pedestal Base</b><br/>                     COM Yardage: n/a<br/>                     Freight Class: 150<br/>                     Product Weight (lbs.): 44<br/>                     Cubic Feet Per Carton: 10</p>     |          | <b>8435-2224</b> | 1579                    |    |                           |             |          |                        |          |          |                        |          |    |    |  |  |  |  |  |
|  |          |                  |                         |    | <b>OVERALL DIMENSIONS</b> |             |          | <b>SEAT DIMENSIONS</b> |          |          | <b>BACK DIMENSIONS</b> |          |    |    |  |  |  |  |  |
|  |          |                  |                         |    | <b>W</b>                  | <b>Dia.</b> | <b>H</b> | <b>W</b>               | <b>D</b> | <b>H</b> | <b>W</b>               | <b>H</b> |    |    |  |  |  |  |  |
|  |          |                  |                         | 24 |                           | 22          |          |                        |          |          |                        |          |    |    |  |  |  |  |  |
|  <p><b>22" H Round Coffee Table - 30" Dia. Top on Pedestal Base</b><br/>                     COM Yardage: n/a<br/>                     Freight Class: 150<br/>                     Product Weight (lbs.): 44<br/>                     Cubic Feet Per Carton: 10</p> |          | <b>8435-2230</b> | 1819                    |    |                           |             |          |                        |          |          |                        |          |    |    |  |  |  |  |  |
|  |          |                  |                         |    | <b>OVERALL DIMENSIONS</b> |             |          | <b>SEAT DIMENSIONS</b> |          |          | <b>BACK DIMENSIONS</b> |          |    |    |  |  |  |  |  |
|  |          |                  |                         |    | <b>W</b>                  | <b>Dia.</b> | <b>H</b> | <b>W</b>               | <b>D</b> | <b>H</b> | <b>W</b>               | <b>H</b> |    |    |  |  |  |  |  |
|  |          |                  |                         | 30 |                           | 22          |          |                        |          |          |                        |          |    |    |  |  |  |  |  |
|  <p><b>15" H Square End Table - 24" Top on Pedestal Base</b><br/>                     COM Yardage: n/a<br/>                     Freight Class: 150<br/>                     Product Weight (lbs.): 44<br/>                     Cubic Feet Per Carton: 10</p>        |          | <b>8436-1524</b> | 1442                    |    |                           |             |          |                        |          |          |                        |          |    |    |  |  |  |  |  |
|  |          |                  |                         |    | <b>OVERALL DIMENSIONS</b> |             |          | <b>SEAT DIMENSIONS</b> |          |          | <b>BACK DIMENSIONS</b> |          |    |    |  |  |  |  |  |
|  |          |                  |                         |    | <b>W</b>                  | <b>D</b>    | <b>H</b> | <b>W</b>               | <b>D</b> | <b>H</b> | <b>W</b>               | <b>H</b> |    |    |  |  |  |  |  |
|  |          |                  |                         | 24 | 24                        | 15          |          |                        |          |          |                        |          |    |    |  |  |  |  |  |



| DESCRIPTION   | FEATURES | MODEL#           | STANDARD TEXTILE GRADES |   |   |   |   |   |   |   |   |    |    |    |  |  |  |
|---|----------|------------------|-------------------------|---|---|---|---|---|---|---|---|----|----|----|--|--|--|
|   |          |                  | 1                       | 2 | 3 | 4 | 5 | 6 | 7 | 8 | 9 | 10 | 11 | 12 |  |  |  |
|  <p><b>15" H Square End Coffee - 30" Top on Pedestal Base</b><br/>                     COM Yardage: n/a<br/>                     Freight Class: 150<br/>                     Product Weight (lbs.): 44<br/>                     Cubic Feet Per Carton: 10</p>  |          | <b>8436-1530</b> | 1683                    |   |   |   |   |   |   |   |   |    |    |    |  |  |  |
|   |          |                  |                         |   |   |   |   |   |   |   |   |    |    |    |  |  |  |
|   |          |                  |                         |   |   |   |   |   |   |   |   |    |    |    |  |  |  |
|   |          |                  |                         |   |   |   |   |   |   |   |   |    |    |    |  |  |  |
|  <p><b>22" H Square End Table - 24" Top on Pedestal Base</b><br/>                     COM Yardage: n/a<br/>                     Freight Class: 150<br/>                     Product Weight (lbs.): 44<br/>                     Cubic Feet Per Carton: 10</p>   |          | <b>8436-2224</b> | 1579                    |   |   |   |   |   |   |   |   |    |    |    |  |  |  |
|   |          |                  |                         |   |   |   |   |   |   |   |   |    |    |    |  |  |  |
|   |          |                  |                         |   |   |   |   |   |   |   |   |    |    |    |  |  |  |
|   |          |                  |                         |   |   |   |   |   |   |   |   |    |    |    |  |  |  |
|  <p><b>22" H Square End Coffee - 30" Top on Pedestal Base</b><br/>                     COM Yardage: n/a<br/>                     Freight Class: 150<br/>                     Product Weight (lbs.): 44<br/>                     Cubic Feet Per Carton: 10</p> |          | <b>8436-2230</b> | 1819                    |   |   |   |   |   |   |   |   |    |    |    |  |  |  |
|   |          |                  |                         |   |   |   |   |   |   |   |   |    |    |    |  |  |  |
|   |          |                  |                         |   |   |   |   |   |   |   |   |    |    |    |  |  |  |
|   |          |                  |                         |   |   |   |   |   |   |   |   |    |    |    |  |  |  |

KATE®



model 2811-4


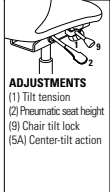

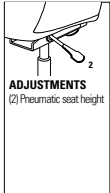


model 2811-8

STANDARD FEATURES

- A contemporary, yet retro series featuring sculpted seat and back cushions.
- Fully upholstered closed arms offer a unique style and function in the workplace.
- Models are standard with a five legged Polished Aluminum base.
- C10 casters are standard.
- Check textile availability prior to specifying upholstery material.

OPTIONAL FEATURES

- An optional Black injection molded base is available at no upcharge, please specify **(BK)**.
- There are no caster options for this series. C7 glides can be specified at no upcharge.
- For hard surface flooring please specify C10R. Add \$66.
- For fully assembled in box, specify **SU**. Add \$76.

| DESCRIPTION  | FEATURES   | MODEL#                                    | STANDARD TEXTILE GRADES  |        |        |        |        |        |        |        |        |  |        |        |        |        |        |        |        |            |   |        |        |        |        |        |        |
|--|--|---|--|--------|--------|--------|--------|--------|--------|--------|--------|--|--------|--------|--------|--------|--------|--------|--------|------------|---|--------|--------|--------|--------|--------|--------|
|  |  |   | 1  | 2      | 3      | 4      | 5      | 6      | 7      | 8      | 9      | 10   | 11     | 12     |        |        |        |        |        |            |   |        |        |        |        |        |        |
|  <p><b>MB Tilter</b><br/>COM Yardage: 3.75<br/>Freight Class: 250<br/>Product Weight (lbs.): 47<br/>Cubic Feet Per Carton: 15.75</p>  |  <p><b>ADJUSTMENTS</b><br/>(1) Tilt tension<br/>(2) Pneumatic seat height<br/>(9) Chair tilt lock<br/>(5A) Center-tilt action</p> | <p>Ergonomic Features:<br/>A, B, C, N</p> | <table border="1"> <tr> <td>2811-4</td> <td>\$1412</td> <td>\$1549</td> <td>\$1660</td> <td>\$1824</td> <td>\$2055</td> <td>\$2141</td> <td>\$2342</td> <td>\$2732</td> <td>\$2918</td> <td>\$3277</td> <td>\$3767</td> <td>\$4374</td> </tr> </table> |        |        |        |        |        |        |        |        |  |        |        | 2811-4 | \$1412 | \$1549 | \$1660 | \$1824 | \$2055     | \$2141  | \$2342 | \$2732 | \$2918 | \$3277 | \$3767 | \$4374 |
|  |  |   | 2811-4   | \$1412 | \$1549 | \$1660 | \$1824 | \$2055 | \$2141 | \$2342 | \$2732 | \$2918   | \$3277 | \$3767 | \$4374 |        |        |        |        |            |   |        |        |        |        |        |        |
|  |  |   | <p><b>OVERALL DIMENSIONS</b></p> <table border="1"> <tr> <th>W</th> <th>D</th> <th>H</th> </tr> <tr> <td>26</td> <td>24.5</td> <td>33</td> </tr> </table>  |        |        | W      | D      | H      | 26     | 24.5   | 33     | <p><b>SEAT DIMENSIONS</b></p> <table border="1"> <tr> <th>W</th> <th>D</th> <th>H</th> </tr> <tr> <td>17.5</td> <td>18</td> <td>17.5-21.50</td> </tr> </table> |        |        | W      | D      | H      | 17.5   | 18     | 17.5-21.50 | <p><b>BACK DIMENSIONS</b></p> <table border="1"> <tr> <th>W</th> <th>H</th> </tr> <tr> <td>19</td> <td>15.5</td> </tr> </table> |        |        | W      | H      | 19     | 15.5   |
|  |  |   | W  | D      | H      |        |        |        |        |        |        |  |        |        |        |        |        |        |        |            |   |        |        |        |        |        |        |
| 26   | 24.5   | 33  |  |        |        |        |        |        |        |        |        |  |        |        |        |        |        |        |        |            |   |        |        |        |        |        |        |
| W  | D  | H   |  |        |        |        |        |        |        |        |        |  |        |        |        |        |        |        |        |            |   |        |        |        |        |        |        |
| 17.5   | 18   | 17.5-21.50                                |  |        |        |        |        |        |        |        |        |  |        |        |        |        |        |        |        |            |   |        |        |        |        |        |        |
| W  | H  |   |  |        |        |        |        |        |        |        |        |  |        |        |        |        |        |        |        |            |   |        |        |        |        |        |        |
| 19   | 15.5   |   |  |        |        |        |        |        |        |        |        |  |        |        |        |        |        |        |        |            |   |        |        |        |        |        |        |
| <p><b>RTA 00</b></p>   |  |   |  |        |        |        |        |        |        |        |        |  |        |        |        |        |        |        |        |            |   |        |        |        |        |        |        |
| <p>RTA 00</p>  |  |   |  |        |        |        |        |        |        |        |        |  |        |        |        |        |        |        |        |            |   |        |        |        |        |        |        |
|  <p><b>MB Swivel</b><br/>COM Yardage: 3.75<br/>Freight Class: 250<br/>Product Weight (lbs.): 43<br/>Cubic Feet Per Carton: 15.75</p> |  <p><b>ADJUSTMENTS</b><br/>(2) Pneumatic seat height</p>   | <p>Ergonomic Features:<br/>C, N</p>       | <table border="1"> <tr> <td>2811-8</td> <td>\$1362</td> <td>\$1504</td> <td>\$1615</td> <td>\$1776</td> <td>\$2008</td> <td>\$2094</td> <td>\$2296</td> <td>\$2685</td> <td>\$2871</td> <td>\$3229</td> <td>\$3719</td> <td>\$4327</td> </tr> </table> |        |        |        |        |        |        |        |        |  |        |        | 2811-8 | \$1362 | \$1504 | \$1615 | \$1776 | \$2008     | \$2094  | \$2296 | \$2685 | \$2871 | \$3229 | \$3719 | \$4327 |
|  |  |   | 2811-8   | \$1362 | \$1504 | \$1615 | \$1776 | \$2008 | \$2094 | \$2296 | \$2685 | \$2871   | \$3229 | \$3719 | \$4327 |        |        |        |        |            |   |        |        |        |        |        |        |
|  |  |   | <p><b>OVERALL DIMENSIONS</b></p> <table border="1"> <tr> <th>W</th> <th>D</th> <th>H</th> </tr> <tr> <td>26</td> <td>24.5</td> <td>33</td> </tr> </table>  |        |        | W      | D      | H      | 26     | 24.5   | 33     | <p><b>SEAT DIMENSIONS</b></p> <table border="1"> <tr> <th>W</th> <th>D</th> <th>H</th> </tr> <tr> <td>17.5</td> <td>18</td> <td>17.5-21.50</td> </tr> </table> |        |        | W      | D      | H      | 17.5   | 18     | 17.5-21.50 | <p><b>BACK DIMENSIONS</b></p> <table border="1"> <tr> <th>W</th> <th>H</th> </tr> <tr> <td>19</td> <td>15.5</td> </tr> </table> |        |        | W      | H      | 19     | 15.5   |
|  |  |   | W  | D      | H      |        |        |        |        |        |        |  |        |        |        |        |        |        |        |            |   |        |        |        |        |        |        |
| 26   | 24.5   | 33  |  |        |        |        |        |        |        |        |        |  |        |        |        |        |        |        |        |            |   |        |        |        |        |        |        |
| W  | D  | H   |  |        |        |        |        |        |        |        |        |  |        |        |        |        |        |        |        |            |   |        |        |        |        |        |        |
| 17.5   | 18   | 17.5-21.50                                |  |        |        |        |        |        |        |        |        |  |        |        |        |        |        |        |        |            |   |        |        |        |        |        |        |
| W  | H  |   |  |        |        |        |        |        |        |        |        |  |        |        |        |        |        |        |        |            |   |        |        |        |        |        |        |
| 19   | 15.5   |   |  |        |        |        |        |        |        |        |        |  |        |        |        |        |        |        |        |            |   |        |        |        |        |        |        |
| <p><b>RTA 00</b></p>   |  |   |  |        |        |        |        |        |        |        |        |  |        |        |        |        |        |        |        |            |   |        |        |        |        |        |        |
| <p>RTA 00</p>  |  |   |  |        |        |        |        |        |        |        |        |  |        |        |        |        |        |        |        |            |   |        |        |        |        |        |        |
|  <p><b>Armchair</b><br/>COM Yardage: 3.75<br/>Freight Class: 250<br/>Product Weight (lbs.): 42<br/>Cubic Feet Per Carton: 15.75</p> |  | <p>Ergonomic Features:<br/>N</p>          | <table border="1"> <tr> <td>2813</td> <td>\$1543</td> <td>\$1676</td> <td>\$1782</td> <td>\$1937</td> <td>\$2158</td> <td>\$2237</td> <td>\$2431</td> <td>\$2801</td> <td>\$2979</td> <td>\$3322</td> <td>\$3787</td> <td>\$4367</td> </tr> </table>   |        |        |        |        |        |        |        |        |  |        |        | 2813   | \$1543 | \$1676 | \$1782 | \$1937 | \$2158     | \$2237  | \$2431 | \$2801 | \$2979 | \$3322 | \$3787 | \$4367 |
|  |  |   | 2813   | \$1543 | \$1676 | \$1782 | \$1937 | \$2158 | \$2237 | \$2431 | \$2801 | \$2979   | \$3322 | \$3787 | \$4367 |        |        |        |        |            |   |        |        |        |        |        |        |
|  |  |   | <p><b>OVERALL DIMENSIONS</b></p> <table border="1"> <tr> <th>W</th> <th>D</th> <th>H</th> </tr> <tr> <td>26.5</td> <td>26.5</td> <td>33.5</td> </tr> </table>  |        |        | W      | D      | H      | 26.5   | 26.5   | 33.5   | <p><b>SEAT DIMENSIONS</b></p> <table border="1"> <tr> <th>W</th> <th>D</th> <th>H</th> </tr> <tr> <td>17.5</td> <td>18</td> <td>18</td> </tr> </table>         |        |        | W      | D      | H      | 17.5   | 18     | 18         | <p><b>BACK DIMENSIONS</b></p> <table border="1"> <tr> <th>W</th> <th>H</th> </tr> <tr> <td>19</td> <td>15.5</td> </tr> </table> |        |        | W      | H      | 19     | 15.5   |
|  |  |   | W  | D      | H      |        |        |        |        |        |        |  |        |        |        |        |        |        |        |            |   |        |        |        |        |        |        |
| 26.5   | 26.5   | 33.5                                      |  |        |        |        |        |        |        |        |        |  |        |        |        |        |        |        |        |            |   |        |        |        |        |        |        |
| W  | D  | H   |  |        |        |        |        |        |        |        |        |  |        |        |        |        |        |        |        |            |   |        |        |        |        |        |        |
| 17.5   | 18   | 18  |  |        |        |        |        |        |        |        |        |  |        |        |        |        |        |        |        |            |   |        |        |        |        |        |        |
| W  | H  |   |  |        |        |        |        |        |        |        |        |  |        |        |        |        |        |        |        |            |   |        |        |        |        |        |        |
| 19   | 15.5   |   |  |        |        |        |        |        |        |        |        |  |        |        |        |        |        |        |        |            |   |        |        |        |        |        |        |
| <p><b>RTA 00</b></p>   |  |   |  |        |        |        |        |        |        |        |        |  |        |        |        |        |        |        |        |            |   |        |        |        |        |        |        |
| <p>RTA 00</p>  |  |   |  |        |        |        |        |        |        |        |        |  |        |        |        |        |        |        |        |            |   |        |        |        |        |        |        |
|  <p><b>Ottoman</b><br/>COM Yardage: 1.5<br/>Freight Class: 250<br/>Product Weight (lbs.): 22<br/>Cubic Feet Per Carton: 6</p>       |  | <p>Ergonomic Features:<br/>N</p>          | <table border="1"> <tr> <td>2814</td> <td>\$966</td> <td>\$1024</td> <td>\$1065</td> <td>\$1126</td> <td>\$1214</td> <td>\$1247</td> <td>\$1324</td> <td>\$1472</td> <td>\$1544</td> <td>\$1680</td> <td>\$1867</td> <td>\$2098</td> </tr> </table>    |        |        |        |        |        |        |        |        |  |        |        | 2814   | \$966  | \$1024 | \$1065 | \$1126 | \$1214     | \$1247  | \$1324 | \$1472 | \$1544 | \$1680 | \$1867 | \$2098 |
|  |  |   | 2814   | \$966  | \$1024 | \$1065 | \$1126 | \$1214 | \$1247 | \$1324 | \$1472 | \$1544   | \$1680 | \$1867 | \$2098 |        |        |        |        |            |   |        |        |        |        |        |        |
|  |  |   | <p><b>OVERALL DIMENSIONS</b></p> <table border="1"> <tr> <th>W</th> <th>D</th> <th>H</th> </tr> <tr> <td>23.5</td> <td>18.75</td> <td>17.75</td> </tr> </table>  |        |        | W      | D      | H      | 23.5   | 18.75  | 17.75  | <p><b>SEAT DIMENSIONS</b></p> <table border="1"> <tr> <th>W</th> <th>D</th> <th>H</th> </tr> <tr> <td>20.5</td> <td>18.5</td> <td>17-22</td> </tr> </table>    |        |        | W      | D      | H      | 20.5   | 18.5   | 17-22      | <p><b>BACK DIMENSIONS</b></p> <table border="1"> <tr> <th>W</th> <th>H</th> </tr> <tr> <td>20</td> <td>21</td> </tr> </table>   |        |        | W      | H      | 20     | 21     |
|  |  |   | W  | D      | H      |        |        |        |        |        |        |  |        |        |        |        |        |        |        |            |   |        |        |        |        |        |        |
| 23.5   | 18.75  | 17.75                                     |  |        |        |        |        |        |        |        |        |  |        |        |        |        |        |        |        |            |   |        |        |        |        |        |        |
| W  | D  | H   |  |        |        |        |        |        |        |        |        |  |        |        |        |        |        |        |        |            |   |        |        |        |        |        |        |
| 20.5   | 18.5   | 17-22                                     |  |        |        |        |        |        |        |        |        |  |        |        |        |        |        |        |        |            |   |        |        |        |        |        |        |
| W  | H  |   |  |        |        |        |        |        |        |        |        |  |        |        |        |        |        |        |        |            |   |        |        |        |        |        |        |
| 20   | 21   |   |  |        |        |        |        |        |        |        |        |  |        |        |        |        |        |        |        |            |   |        |        |        |        |        |        |
| <p><b>RTA 00</b></p>   |  |   |  |        |        |        |        |        |        |        |        |  |        |        |        |        |        |        |        |            |   |        |        |        |        |        |        |
| <p>RTA 00</p>  |  |   |  |        |        |        |        |        |        |        |        |  |        |        |        |        |        |        |        |            |   |        |        |        |        |        |        |

LUX



model LX2426AC



model LX8033S

STANDARD FEATURES

- Contemporary styling featuring luxurious cushioning.
- Sofa cushions are removable.
- Fully upholstered. Wood legs with non marking clear glides.
- Cylindrical bolsters included with lounge chair models. One bolster on single seat lounge chair and two bolsters on two-seat and three-seat sofas.
- This item may require a longer lead time. Please contact your Global sales representative for further information.
- Check textile availability prior to specifying upholstery material.

OPTIONAL FEATURES

- Wood frames are available in Absolute (AAM), Black (BKM), Cherry (ACM), English Oak (EOM), Espresso Cafe (ECM), Fruitwood (TFM), Gray (HGM), Honey (AHM), Mahogany (TMM), Maple (AVM), Medium Walnut (MWM), Night (ASM), Natural Walnut (NLW), Noce Biondo (NBM), Noce Grigio (NGM), Noce Leggero (NEM), Noce Medio (NMM), Shaker Cherry (SKM), Walnut (TWM), WC Cream (WTM), White (WHM) and Winter Cherry (WCM). Please Specify. Genuine maple faced veneers and solids are used.

| DESCRIPTION | FEATURES | MODEL# | STANDARD TEXTILE GRADES |  |  |  |  |  |  |  |  |  |  |  |
|-------------|----------|--------|-------------------------|--|--|--|--|--|--|--|--|--|--|--|
|-------------|----------|--------|-------------------------|--|--|--|--|--|--|--|--|--|--|--|



**Side Chair**  
COM Yardage: 3  
Freight Class: 150  
Product Weight (lbs.): 36  
Cubic Feet Per Carton: 17.75

|                 | 1    | 2    | 3    | 4    | 5    | 6    | 7    | 8    | 9    | 10   | 11   | 12   |
|-----------------|------|------|------|------|------|------|------|------|------|------|------|------|
| <b>LX2226SC</b> | 1089 | 1203 | 1249 | 1321 | 1420 | 1453 | 1540 | 1704 | 1784 | 1938 | 2145 | 2405 |

| OVERALL DIMENSIONS |       |    | SEAT DIMENSIONS |      |      | BACK DIMENSIONS |    |
|--------------------|-------|----|-----------------|------|------|-----------------|----|
| W                  | D     | H  | W               | D    | H    | W               | H  |
| 25                 | 27.75 | 36 | 19              | 19.5 | 19.5 | 19              | 18 |

RTA 00



**Armchair**  
COM Yardage: 3  
Freight Class: 250  
Product Weight (lbs.): 40  
Cubic Feet Per Carton: 17.75

|                 | 1    | 2    | 3    | 4    | 5    | 6    | 7    | 8    | 9    | 10   | 11   | 12   |
|-----------------|------|------|------|------|------|------|------|------|------|------|------|------|
| <b>LX2426AC</b> | 1414 | 1533 | 1626 | 1763 | 1959 | 2051 | 2229 | 2513 | 2731 | 2973 | 3472 | 4005 |

| OVERALL DIMENSIONS |       |    | SEAT DIMENSIONS |      |      | BACK DIMENSIONS |    |
|--------------------|-------|----|-----------------|------|------|-----------------|----|
| W                  | D     | H  | W               | D    | H    | W               | H  |
| 26                 | 27.75 | 36 | 19              | 19.5 | 19.5 | 19              | 18 |

RTA 00



**Lounge Chair**  
COM Yardage: 8.50  
Freight Class: 250  
Product Weight (lbs.): 77  
Cubic Feet Per Carton: 30.25

|                 | 1    | 2    | 3    | 4    | 5    | 6    | 7    | 8    | 9    | 10   | 11   | 12   |
|-----------------|------|------|------|------|------|------|------|------|------|------|------|------|
| <b>LX3433CH</b> | 2754 | 3050 | 3286 | 3640 | 4142 | 4380 | 4832 | 5558 | 6118 | 6739 | 8017 | 9381 |

| OVERALL DIMENSIONS |    |    | SEAT DIMENSIONS |   |   | BACK DIMENSIONS |   |
|--------------------|----|----|-----------------|---|---|-----------------|---|
| W                  | D  | H  | W               | D | H | W               | H |
| 35                 | 34 | 33 | -               | - | - | -               | - |

RTA 00

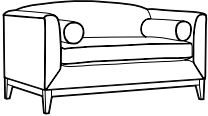
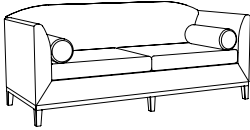


**Ottoman**  
COM Yardage: 2.5  
Freight Class: 250  
Product Weight (lbs.): 48  
Cubic Feet Per Carton: 18.25

|                  | 1    | 2    | 3    | 4    | 5    | 6    | 7    | 8    | 9    | 10   | 11   | 12   |
|------------------|------|------|------|------|------|------|------|------|------|------|------|------|
| <b>LX3636OTT</b> | 2630 | 2843 | 2908 | 3006 | 3151 | 3197 | 3324 | 3559 | 3673 | 3890 | 4189 | 4559 |

| OVERALL DIMENSIONS |    |    | SEAT DIMENSIONS |   |   | BACK DIMENSIONS |   |
|--------------------|----|----|-----------------|---|---|-----------------|---|
| W                  | D  | H  | W               | D | H | W               | H |
| 36                 | 36 | 16 | -               | - | - | -               | - |

RTA 00

| DESCRIPTION   | FEATURES | MODEL#                    | STANDARD TEXTILE GRADES |          |                        |          |          |                        |          |      |      |       |       |       |  |
|---|----------|---------------------------|-------------------------|----------|------------------------|----------|----------|------------------------|----------|------|------|-------|-------|-------|--|
|   |          |                           | 1                       | 2        | 3                      | 4        | 5        | 6                      | 7        | 8    | 9    | 10    | 11    | 12    |  |
|  <p><b>Two Seat Sofa</b> w/Cylindrical bolsters.<br/>COM Yardage: 12<br/>Freight Class: 250<br/>Product Weight (lbs.): 105<br/>Cubic Feet Per Carton: 50.25</p>      |          | <b>LX6033S</b>            | 2843                    | 3260     | 3594                   | 4092     | 4800     | 5132                   | 5775     | 6797 | 7585 | 8461  | 10263 | 12187 |  |
|   |          | <b>OVERALL DIMENSIONS</b> |                         |          | <b>SEAT DIMENSIONS</b> |          |          | <b>BACK DIMENSIONS</b> |          |      |      |       |       |       |  |
|   |          | <b>W</b>                  | <b>D</b>                | <b>H</b> | <b>W</b>               | <b>D</b> | <b>H</b> | <b>W</b>               | <b>H</b> |      |      |       |       |       |  |
|   |          | 61                        | 34                      | 33       | 20                     | 18.5     | 18.5     | 20                     | 16       |      |      |       |       |       |  |
|   |          |                           | <b>RTA 00</b>           |          |                        |          |          |                        |          |      |      |       |       |       |  |
|  <p><b>Three Seat Sofa</b> w/Cylindrical bolsters.<br/>COM Yardage: 14.75<br/>Freight Class: 300<br/>Product Weight (lbs.): 125<br/>Cubic Feet Per Carton: 66.25</p> |          | <b>LX8033S</b>            | 4092                    | 4756     | 5126                   | 5687     | 6474     | 6758                   | 7449     | 8769 | 9403 | 10628 | 12290 | 14365 |  |
|   |          | <b>OVERALL DIMENSIONS</b> |                         |          | <b>SEAT DIMENSIONS</b> |          |          | <b>BACK DIMENSIONS</b> |          |      |      |       |       |       |  |
|   |          | <b>W</b>                  | <b>D</b>                | <b>H</b> | <b>W</b>               | <b>D</b> | <b>H</b> | <b>W</b>               | <b>H</b> |      |      |       |       |       |  |
|   |          | 81                        | 34                      | 33       | 20                     | 18.5     | 18.5     | 20                     | 16       |      |      |       |       |       |  |
|   |          |                           | <b>RTA 00</b>           |          |                        |          |          |                        |          |      |      |       |       |       |  |

ML™



model ML2630

**STANDARD FEATURES**

- Modern seating with a distinctive retro design.
- Features a steel tube frame, legs and arms.
- Fully upholstered continuous seat and back cushions.
- Standard with non marring, Black glides.
- Check textile availability prior to specifying upholstery material.

**OPTIONAL FEATURES**

- Available in five frame finish options. Please specify Chrome (**CHM**), Brushed Chrome (**BCH**), Black (**TBL**), Designer White (**TDW**) or Tungsten (**TTU**). No upcharge applies. Please specify.

| DESCRIPTION | FEATURES | MODEL# | STANDARD TEXTILE GRADES |  |  |  |  |  |  |  |  |  |  |  |
|-------------|----------|--------|-------------------------|--|--|--|--|--|--|--|--|--|--|--|
|-------------|----------|--------|-------------------------|--|--|--|--|--|--|--|--|--|--|--|



**Counter Height Stool - 24" Seat Height**

COM Yardage: 1  
 Freight Class: 250  
 Product Weight (lbs.): 22  
 Cubic Feet Per Carton: 5.75

|  | 1 | 2 | 3 | 4 | 5 | 6 | 7 | 8 | 9 | 10 | 11 | 12 |
|--|---|---|---|---|---|---|---|---|---|----|----|----|
|--|---|---|---|---|---|---|---|---|---|----|----|----|

|                 |      |      |      |      |      |      |      |      |      |      |      |      |
|-----------------|------|------|------|------|------|------|------|------|------|------|------|------|
| <b>ML171724</b> | 1581 | 1604 | 1618 | 1644 | 1673 | 1688 | 1718 | 1764 | 1799 | 1840 | 1922 | 2009 |
|-----------------|------|------|------|------|------|------|------|------|------|------|------|------|

| OVERALL DIMENSIONS |   |   | SEAT DIMENSIONS |   |   | BACK DIMENSIONS |   |
|--------------------|---|---|-----------------|---|---|-----------------|---|
| W                  | D | H | W               | D | H | W               | H |

|    |    |    |    |    |    |   |   |
|----|----|----|----|----|----|---|---|
| 18 | 19 | 24 | 17 | 16 | 23 | - | - |
|----|----|----|----|----|----|---|---|

RTA 00



**Bar Height Stool - 30" Seat Height**

COM Yardage: 1  
 Freight Class: 250  
 Product Weight (lbs.): 23  
 Cubic Feet Per Carton: 8

|  | 1 | 2 | 3 | 4 | 5 | 6 | 7 | 8 | 9 | 10 | 11 | 12 |
|--|---|---|---|---|---|---|---|---|---|----|----|----|
|--|---|---|---|---|---|---|---|---|---|----|----|----|

|                 |      |      |      |      |      |      |      |      |      |      |      |      |
|-----------------|------|------|------|------|------|------|------|------|------|------|------|------|
| <b>ML171730</b> | 1631 | 1652 | 1666 | 1689 | 1717 | 1729 | 1754 | 1802 | 1827 | 1872 | 1934 | 2012 |
|-----------------|------|------|------|------|------|------|------|------|------|------|------|------|

| OVERALL DIMENSIONS |   |   | SEAT DIMENSIONS |   |   | BACK DIMENSIONS |   |
|--------------------|---|---|-----------------|---|---|-----------------|---|
| W                  | D | H | W               | D | H | W               | H |

|    |      |    |    |    |    |   |   |
|----|------|----|----|----|----|---|---|
| 18 | 20.5 | 30 | 17 | 16 | 29 | - | - |
|----|------|----|----|----|----|---|---|

RTA 00



**Bar Height Stool - 33" Seat Height**

COM Yardage: 1  
 Freight Class: 250  
 Product Weight (lbs.): 24  
 Cubic Feet Per Carton: 9

|  | 1 | 2 | 3 | 4 | 5 | 6 | 7 | 8 | 9 | 10 | 11 | 12 |
|--|---|---|---|---|---|---|---|---|---|----|----|----|
|--|---|---|---|---|---|---|---|---|---|----|----|----|

|                 |      |      |      |      |      |      |      |      |      |      |      |      |
|-----------------|------|------|------|------|------|------|------|------|------|------|------|------|
| <b>ML171733</b> | 1663 | 1762 | 1777 | 1796 | 1823 | 1834 | 1860 | 1905 | 1928 | 1972 | 2031 | 2106 |
|-----------------|------|------|------|------|------|------|------|------|------|------|------|------|

| OVERALL DIMENSIONS |   |   | SEAT DIMENSIONS |   |   | BACK DIMENSIONS |   |
|--------------------|---|---|-----------------|---|---|-----------------|---|
| W                  | D | H | W               | D | H | W               | H |

|    |      |    |    |    |    |   |   |
|----|------|----|----|----|----|---|---|
| 18 | 21.5 | 33 | 17 | 16 | 32 | - | - |
|----|------|----|----|----|----|---|---|

RTA 00



**Ottoman**

COM Yardage: 1.25  
 Freight Class: 150  
 Product Weight (lbs.): 28  
 Cubic Feet Per Carton: 5.75



|  | 1 | 2 | 3 | 4 | 5 | 6 | 7 | 8 | 9 | 10 | 11 | 12 |
|--|---|---|---|---|---|---|---|---|---|----|----|----|
|--|---|---|---|---|---|---|---|---|---|----|----|----|

|               |      |      |      |      |      |      |      |      |      |      |      |      |
|---------------|------|------|------|------|------|------|------|------|------|------|------|------|
| <b>ML2121</b> | 1122 | 1212 | 1239 | 1279 | 1336 | 1356 | 1404 | 1499 | 1545 | 1630 | 1751 | 1899 |
|---------------|------|------|------|------|------|------|------|------|------|------|------|------|

| OVERALL DIMENSIONS |   |   | SEAT DIMENSIONS |   |   | BACK DIMENSIONS |   |
|--------------------|---|---|-----------------|---|---|-----------------|---|
| W                  | D | H | W               | D | H | W               | H |

|    |    |    |   |   |   |   |   |
|----|----|----|---|---|---|---|---|
| 21 | 21 | 17 | - | - | - | - | - |
|----|----|----|---|---|---|---|---|

RTA 00

| DESCRIPTION  | FEATURES | MODEL#        | STANDARD TEXTILE GRADES   |          |          |                        |          |          |                        |          |      |      |      |      |
|--|----------|---------------|---------------------------|----------|----------|------------------------|----------|----------|------------------------|----------|------|------|------|------|
|  |          |               | 1                         | 2        | 3        | 4                      | 5        | 6        | 7                      | 8        | 9    | 10   | 11   | 12   |
|  <p><b>Dining Chair</b><br/>COM Yardage: 1.75<br/>Freight Class: 250<br/>Product Weight (lbs.): 33<br/>Cubic Feet Per Carton: 14.75</p> |          | <b>ML2326</b> | 1317                      | 1450     | 1503     | 1582                   | 1695     | 1735     | 1835                   | 2023     | 2113 | 2288 | 2526 | 2824 |
|  |          |               | <b>OVERALL DIMENSIONS</b> |          |          | <b>SEAT DIMENSIONS</b> |          |          | <b>BACK DIMENSIONS</b> |          |      |      |      |      |
|  |          |               | <b>W</b>                  | <b>D</b> | <b>H</b> | <b>W</b>               | <b>D</b> | <b>H</b> | <b>W</b>               | <b>H</b> |      |      |      |      |
|  |          |               | 23.25                     | 29.5     | 29.75    | 20                     | 18.5     | 18.5     | 20                     | 16       |      |      |      |      |
|  |          |               | <b>RTA 00</b>             |          |          |                        |          |          |                        |          |      |      |      |      |
|  <p><b>Lounge Chair</b><br/>COM Yardage: 2.5<br/>Freight Class: 250<br/>Product Weight (lbs.): 54<br/>Cubic Feet Per Carton: 21.25</p>  |          | <b>ML2630</b> | 1976                      | 2158     | 2224     | 2323                   | 2462     | 2513     | 2639                   | 2875     | 2986 | 3206 | 3503 | 3873 |
|  |          |               | <b>OVERALL DIMENSIONS</b> |          |          | <b>SEAT DIMENSIONS</b> |          |          | <b>BACK DIMENSIONS</b> |          |      |      |      |      |
|  |          |               | <b>W</b>                  | <b>D</b> | <b>H</b> | <b>W</b>               | <b>D</b> | <b>H</b> | <b>W</b>               | <b>H</b> |      |      |      |      |
|  |          |               | 26                        | 34.5     | 35       | 23                     | 20       | 18.5     | 18.5                   | 20.5     |      |      |      |      |
|  |          |               | <b>RTA 00</b>             |          |          |                        |          |          |                        |          |      |      |      |      |

ML PARK



model ML4634CH



model ML8634

STANDARD FEATURES

- Armless modern lounge seating with a distinctive retro design.
- Features beautiful aluminum legs with Black glides.
- Fully upholstered continuous seat and back cushions with distinctive seams.
- Check textile availability prior to specifying upholstery material.

OPTIONAL FEATURES

- Optional fixed back cushion (FC) is available on lounge models with upcharge. Please specify. Model ML4634, add \$182. Model ML6634, add \$241. Model ML8634, add \$299.
- Available in five leg finish options. Specify: Black (TBL), Brushed Aluminum (BAL), Designer White (TDW), Polished Aluminum (ALU) or Tungsten (TTU). No upcharge applies.

DESCRIPTION FEATURES MODEL# STANDARD TEXTILE GRADES

|        | 1    | 2    | 3    | 4    | 5    | 6    | 7    | 8    | 9    | 10   | 11   | 12   |
|--------|------|------|------|------|------|------|------|------|------|------|------|------|
| ML2634 | 2177 | 2230 | 2271 | 2333 | 2420 | 2462 | 2541 | 2667 | 2763 | 2872 | 3095 | 3331 |



Ottoman

COM Yardage: 1.50  
 Freight Class: 150  
 Product Weight (lbs.): 28  
 Cubic Feet Per Carton: 5.75

OVERALL DIMENSIONS SEAT DIMENSIONS BACK DIMENSIONS

| W  | D     | H     | W     | D | H  | W | H |
|----|-------|-------|-------|---|----|---|---|
| 21 | 26.75 | 18.25 | 26.75 | - | 20 | - | - |

RTA 00



Lounge Chair

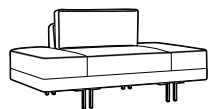
COM Yardage: 7.25  
 Freight Class: 250  
 Product Weight (lbs.): 54  
 Cubic Feet Per Carton: 21.25

|        | 1    | 2    | 3    | 4    | 5    | 6    | 7    | 8    | 9    | 10   | 11   | 12   |
|--------|------|------|------|------|------|------|------|------|------|------|------|------|
| ML4634 | 3731 | 3964 | 4144 | 4414 | 4802 | 4980 | 5329 | 5886 | 6314 | 6790 | 7771 | 8818 |

OVERALL DIMENSIONS SEAT DIMENSIONS BACK DIMENSIONS

| W  | D    | H  | W     | D  | H  | W  | H  |
|----|------|----|-------|----|----|----|----|
| 26 | 34.5 | 35 | 42.75 | 22 | 19 | 27 | 13 |

RTA 00



Two Seat Sofa

COM Yardage: 7.50  
 Freight Class: 250  
 Product Weight (lbs.): 132  
 Cubic Feet Per Carton: 52

|        | 1    | 2    | 3    | 4    | 5    | 6    | 7    | 8    | 9    | 10   | 11   | 12   |
|--------|------|------|------|------|------|------|------|------|------|------|------|------|
| ML6634 | 4028 | 4491 | 4701 | 5022 | 5471 | 5636 | 6028 | 6781 | 7145 | 7843 | 8797 | 9981 |

OVERALL DIMENSIONS SEAT DIMENSIONS BACK DIMENSIONS

| W  | D  | H  | W  | D  | H  | W  | H  |
|----|----|----|----|----|----|----|----|
| 66 | 36 | 32 | 66 | 22 | 19 | 27 | 13 |

RTA 00



Three Seat Sofa

COM Yardage: 11  
 Freight Class: 250  
 Product Weight (lbs.): 132  
 Cubic Feet Per Carton: 52

|        | 1    | 2    | 3    | 4    | 5    | 6    | 7    | 8    | 9    | 10    | 11    | 12    |
|--------|------|------|------|------|------|------|------|------|------|-------|-------|-------|
| ML8634 | 5314 | 5937 | 6229 | 6666 | 7288 | 7511 | 8051 | 9088 | 9587 | 10549 | 11856 | 13488 |

OVERALL DIMENSIONS SEAT DIMENSIONS BACK DIMENSIONS

| W  | D  | H  | W  | D  | H  | W  | H  |
|----|----|----|----|----|----|----|----|
| 66 | 36 | 32 | 86 | 22 | 19 | 52 | 13 |

RTA 00

ORION™



model 8481






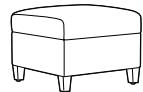
model 8482

STANDARD FEATURES

- The clean, transitional Orion lounge collection provides a touch of sophistication with wood arm caps and matching legs.
- A full family of stylish products available in a lounge chair, two seater and three seater sofas as well as a coordinating ottoman.
- Standard with wood arm caps and wood legs made from maple solids and veneers. Available in all standard wood finishes.
- Standard with white glides.
- Check textile availability prior to specifying upholstery material.

OPTIONAL FEATURES

- Wood armcaps and wood legs available in Absolute (AAM), Black (BKM), Cherry (ACM), Espresso Cafe (ECM), English Oak (EOM), Fruitwood (TFM), Gray (HGM), Honey (AHM), Mahogany (TMM), Maple (AVM), Medium Walnut (MWM), Natural Walnut (NLW), Night (ASM), Noce Biondo (NBM), Noce Grigio (NGM), Noce Leggero (NEM), Noce Medio (NMM), Shaker Cherry (SKM), Walnut (TWM), WC Cream (WTM), White (WHM) and Winter Cherry (WCM). Please specify.
- Fully Upholstered armcaps are available (U). Please specify. No Upcharge.

| DESCRIPTION  | FEATURES | MODEL# | STANDARD TEXTILE GRADES |       |       |                 |       |       |                 |       |       |       |       |        |
|--|----------|--------|-------------------------|-------|-------|-----------------|-------|-------|-----------------|-------|-------|-------|-------|--------|
|  |          |        | 1                       | 2     | 3     | 4               | 5     | 6     | 7               | 8     | 9     | 10    | 11    | 12     |
|  <p><b>Lounge Chair</b><br/>COM Yardage: 4.50<br/>Freight Class: 250<br/>Product Weight (lbs.): 68<br/>Cubic Feet Per Carton: 22.75</p>       |          |        | 1602                    | 1816  | 1921  | 2083            | 2307  | 2388  | 2586            | 2962  | 3143  | 3494  | 3967  | 4562   |
|  |          |        | Wood armcaps            |       |       |                 |       |       |                 |       |       |       |       |        |
|  |          |        | 1602U                   | 1816U | 1921U | 2083U           | 2307U | 2388U | 2586U           | 2962U | 3143U | 3494U | 3967U | 4562U  |
|  |          |        | Upholstered arms        |       |       |                 |       |       |                 |       |       |       |       |        |
|  |          |        | OVERALL DIMENSIONS      |       |       | SEAT DIMENSIONS |       |       | BACK DIMENSIONS |       |       |       |       |        |
|  |          |        | W                       | D     | H     | W               | D     | H     | W               | H     |       |       |       |        |
|  |          |        | 29                      | 31    | 34.5  | 21.5            | 19.5  | 17    |                 | 21.5  | 20.5  |       |       |        |
|  |          |        | RTA 00                  |       |       |                 |       |       |                 |       |       |       |       |        |
|  <p><b>Two Seat Sofa</b><br/>COM Yardage: 6.75<br/>Freight Class: 250<br/>Product Weight (lbs.): 107<br/>Cubic Feet Per Carton: 36</p>       |          |        | 2096                    | 2433  | 2619  | 2898            | 3293  | 3437  | 3779            | 4440  | 4757  | 5370  | 6198  | 7238   |
|  |          |        | Wood armcaps            |       |       |                 |       |       |                 |       |       |       |       |        |
|  |          |        | 2096U                   | 2433U | 2619U | 2898U           | 3293U | 3437U | 3779U           | 4440U | 4757U | 5370U | 6198U | 7238U  |
|  |          |        | Upholstered arms        |       |       |                 |       |       |                 |       |       |       |       |        |
|  |          |        | OVERALL DIMENSIONS      |       |       | SEAT DIMENSIONS |       |       | BACK DIMENSIONS |       |       |       |       |        |
|  |          |        | W                       | D     | H     | W               | D     | H     | W               | H     |       |       |       |        |
|  |          |        | 50                      | 31    | 34.5  | 42.5            | 19.5  | 17    |                 | 42.5  | 20.5  |       |       |        |
|  |          |        | RTA 00                  |       |       |                 |       |       |                 |       |       |       |       |        |
|  <p><b>Three Seat Sofa</b><br/>COM Yardage: 9.25<br/>Freight Class: 250<br/>Product Weight (lbs.): 140<br/>Cubic Feet Per Carton: 50.75</p> |          |        | 2652                    | 3147  | 3439  | 3880            | 4498  | 4722  | 5264            | 6302  | 6799  | 7761  | 9070  | 10698  |
|  |          |        | Wood armcaps            |       |       |                 |       |       |                 |       |       |       |       |        |
|  |          |        | 2652U                   | 3147U | 3439U | 3880U           | 4498U | 4722U | 5264U           | 6302U | 6799U | 7761U | 9070U | 10698U |
|  |          |        | Upholstered arms        |       |       |                 |       |       |                 |       |       |       |       |        |
|  |          |        | OVERALL DIMENSIONS      |       |       | SEAT DIMENSIONS |       |       | BACK DIMENSIONS |       |       |       |       |        |
|  |          |        | W                       | D     | H     | W               | D     | H     | W               | H     |       |       |       |        |
|  |          |        | 71                      | 31    | 34.5  | 63.5            | 19.5  | 17    |                 | 63.5  | 20.5  |       |       |        |
|  |          |        | RTA 00                  |       |       |                 |       |       |                 |       |       |       |       |        |
|  <p><b>Ottoman</b><br/>COM Yardage: 1.5<br/>Freight Class: 250<br/>Product Weight (lbs.): 20<br/>Cubic Feet Per Carton: 6</p>               |          |        | 628                     | 730   | 783   | 862             | 975   | 1016  | 1113            | 1302  | 1393  | 1569  | 1806  | 2104   |
|  |          |        | Wood armcaps            |       |       |                 |       |       |                 |       |       |       |       |        |
|  |          |        | 628U                    | 730U  | 783U  | 862U            | 975U  | 1016U | 1113U           | 1302U | 1393U | 1569U | 1806U | 2104U  |
|  |          |        | Upholstered arms        |       |       |                 |       |       |                 |       |       |       |       |        |
|  |          |        | OVERALL DIMENSIONS      |       |       | SEAT DIMENSIONS |       |       | BACK DIMENSIONS |       |       |       |       |        |
|  |          |        | W                       | D     | H     | W               | D     | H     | W               | H     |       |       |       |        |
|  |          |        | 17                      | 22    | 17    | -               | -     | -     |                 | -     | -     |       |       |        |
|  |          |        | RTA 00                  |       |       |                 |       |       |                 |       |       |       |       |        |



PRAIRIE™



model 3481



model 3482

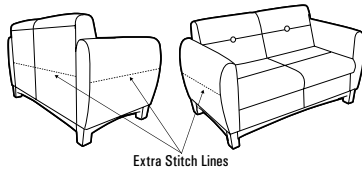
STANDARD FEATURES

- Featuring, gently barrel shaped arms that provide an attractive appearance.
- Fully upholstered. Tapered wood skirt and legs.
- Series includes lounge chair, two seat and three seat sofa.
- Check textile availability prior to specifying upholstery material.

OPTIONAL FEATURES

- Tapered wood legs are available in Absolute (AAM), Black (BKM), Cherry (ACM), Espresso Cafe (ECM), English Oak (EOM), Fruitwood (TFM), Gray (HGM), Honey (AHM), Mahogany (TMM), Maple (AVM), Medium Walnut (MWWM), Natural Walnut (NLW), Night (ASM), Noce Biondo (NBM), Noce Grigio (NGM), Noce Leggero (NEM), Noce Medio (NMM), Shaker Cherry (SKM), Walnut (TWM), WC Cream (WTM), White (WHM) and Winter Cherry (WCM). Please specify. Genuine maple faced veneers and solids are used.

STITCH DETAIL WHEN UPHOLSTERED IN ALL LEATHER - ILLUSTRATIONS BELOW



| DESCRIPTION | FEATURES | MODEL# | STANDARD TEXTILE GRADES |   |   |   |   |   |   |   |   |    |    |    |
|-------------|----------|--------|-------------------------|---|---|---|---|---|---|---|---|----|----|----|
|             |          |        | 1                       | 2 | 3 | 4 | 5 | 6 | 7 | 8 | 9 | 10 | 11 | 12 |




**Lounge Chair**  
 COM Yardage: 4.25  
 Freight Class: 150  
 Product Weight (lbs.): 80  
 Cubic Feet Per Carton: 19.25

|             |      |      |      |      |      |      |      |      |      |      |      |      |
|-------------|------|------|------|------|------|------|------|------|------|------|------|------|
| <b>3481</b> | 2129 | 2313 | 2457 | 2671 | 2977 | 3085 | 3348 | 3855 | 4103 | 4570 | 5212 | 6008 |
|-------------|------|------|------|------|------|------|------|------|------|------|------|------|

| OVERALL DIMENSIONS |   |   | SEAT DIMENSIONS |   |   | BACK DIMENSIONS |   |
|--------------------|---|---|-----------------|---|---|-----------------|---|
| W                  | D | H | W               | D | H | W               | H |

|    |    |      |    |    |    |    |      |
|----|----|------|----|----|----|----|------|
| 32 | 29 | 30.5 | 21 | 19 | 16 | 21 | 14.5 |
|----|----|------|----|----|----|----|------|

RTA 00



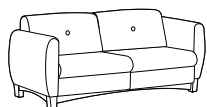
**Two Seat Sofa**  
 COM Yardage: 6.25  
 Freight Class: 250  
 Product Weight (lbs.): 106  
 Cubic Feet Per Carton: 41.25

|             |      |      |      |      |      |      |      |      |      |      |      |      |
|-------------|------|------|------|------|------|------|------|------|------|------|------|------|
| <b>3482</b> | 3021 | 3258 | 3443 | 3720 | 4119 | 4258 | 4602 | 5262 | 5576 | 6191 | 7022 | 8061 |
|-------------|------|------|------|------|------|------|------|------|------|------|------|------|

| OVERALL DIMENSIONS |   |   | SEAT DIMENSIONS |   |   | BACK DIMENSIONS |   |
|--------------------|---|---|-----------------|---|---|-----------------|---|
| W                  | D | H | W               | D | H | W               | H |

|      |    |      |    |    |    |    |      |
|------|----|------|----|----|----|----|------|
| 52.5 | 29 | 30.5 | 42 | 19 | 16 | 42 | 14.5 |
|------|----|------|----|----|----|----|------|

RTA 00



**Three Seat Sofa**  
 COM Yardage: 9.5  
 Freight Class: 250  
 Product Weight (lbs.): 150  
 Cubic Feet Per Carton: 55.5

|             |      |      |      |      |      |      |      |      |      |      |      |       |
|-------------|------|------|------|------|------|------|------|------|------|------|------|-------|
| <b>3483</b> | 3798 | 4127 | 4388 | 4780 | 5337 | 5599 | 6103 | 6907 | 7528 | 8216 | 9635 | 11148 |
|-------------|------|------|------|------|------|------|------|------|------|------|------|-------|

| OVERALL DIMENSIONS |   |   | SEAT DIMENSIONS |   |   | BACK DIMENSIONS |   |
|--------------------|---|---|-----------------|---|---|-----------------|---|
| W                  | D | H | W               | D | H | W               | H |

|      |    |      |      |    |    |      |      |
|------|----|------|------|----|----|------|------|
| 73.5 | 29 | 30.5 | 63.5 | 19 | 16 | 63.5 | 14.5 |
|------|----|------|------|----|----|------|------|

RTA 00

## RIVER™



Sample Layout



Sample Layout

### STANDARD FEATURES

- A modular seating series that is composed of modular linking units in straight, curved and corner units. Soft seating models are available with standard height, high and extended high backs. All linking units can be used together in any combination to create a wide variety of layouts.
- The unique tapered legs (swaged legs) are made of welded steel, heavy duty construction, with each leg bolted directly to the frame. The extremely robust construction insures trouble free performance in any environment. All units except for the Laptop Tables have the same leg height of 6.5". The leg height makes it easier to clean under the product.
- Each leg is standard with adjustable black nylon leveling glides and are non-marking. Wood legs and casters are not available.
- All cushions are fixed and non-removable (cushions will not migrate). Perimeter seams feature a decorative single stitch detail, which makes seams lay flat and adds extra seam strength.
- Seating frames are heavy duty with interlocking plywood, puzzle box construction, made for rugged active environments. Seats are high density with highly resilient foam and are equipped with a synthetic rubberized webbing suspension system for extra comfort.
- Front edge or face of the seat, angles slightly inward, so feet have freedom of movement and shoe heels don't rub on the seat. This inward slanting matches the inward angles of the back. Benches and connecting end tables also reflect the inward angles on the front and back faces, so all units coordinate in visual appearance.
- For use in high traffic applications as well as 24/7 environments or for models with 600 lb. standard weight capacity, clean out space between seat and back and /or modular arms, please see the River+ series.
- Most units can be ganged together with a quick connect, disconnect feature. Ganging hardware is standard and is factory installed. Ganging hardware swivels out of sight when not in use.

### OPTIONAL FEATURES

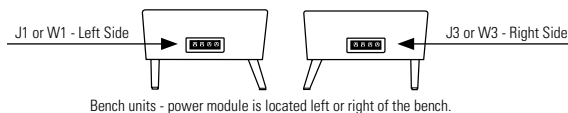
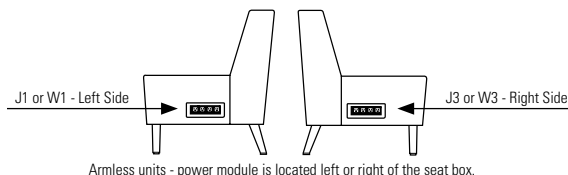
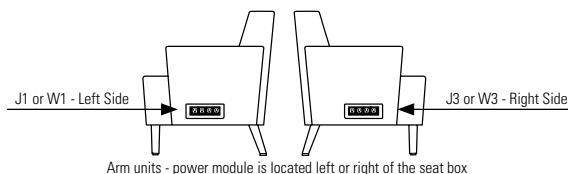
- Most tables and seating units can be specified with Power/USB terminals, which includes two power outlets, two double USB terminals and a black 60" three-prong power cord. Each Power/USB module is set in predetermined locations, as shown in the electrical illustrations below. Electrical units must be factory installed.
- To add a Power/USB module: From the electrical illustrations below, please specify **J1, W1, J2, W2, J3, W4, J4, W4, J6** or **W6** after the product model number. Please note on seating units, if both right and left locations are required, add both **J1/J3** or **W1/W3** to the model number. Add \$945 for each module/location required.
- Power/USB modules are available with either Jet Black (**J**) face plate with black Power/USB receptacles or with a White (**W**) face plate with white Power/USB receptacles.
- Tables are made with high pressure laminate and are offered in the following finishes: Absolute Acajou (**ACJ**), Asian Night (**ASN**), Avant Cherry (**AVC**), Avant Honey (**AVH**), Clear Maple (**CMB**), Dark Espresso (**DES**), Designer White (**DWT**), Hayden Grey (**HGT**), Noce Biondo (**NBL**), Noce Grigio (**NGL**), Noce Leggero (**NEL**), Noce Medio (**NML**), Quartered Mahogany (**QTM**), Tiger Walnut (**TWL**), Walnut Heights (**WHE**), White Chocolate (**WHC**) and Winter Cherry (**WCR**). Please Specify. Custom High Pressure laminate finishes will be considered upon request.
- **Seating and Table Leg Finish**  

|                               |                      |
|-------------------------------|----------------------|
| ( <b>CHM</b> ) Chrome         | ( <b>TBL</b> ) Black |
| ( <b>TDW</b> ) Designer White | ( <b>TFO</b> ) Fog   |
| ( <b>TFR</b> ) Frost          | ( <b>TIV</b> ) Cloud |
| ( <b>TLA</b> ) Latte          | ( <b>TMO</b> ) Mocha |
| ( <b>TNE</b> ) Nevada         | ( <b>TOA</b> ) Toast |
| ( <b>TSH</b> ) Shadow         | ( <b>TSN</b> ) Sand  |
| ( <b>TTU</b> ) Tungsten       | ( <b>TKA</b> ) Kalua |
- Check textile availability prior to specifying upholstery material. Leather not available on River series.
- If more than one fabric or a fabric/vinyl combination is required, please fill out a "Seating Multiple Textile" form, specifying each fabric location. Please contact Customer Care for more information.

### ELECTRICAL PLACEMENT

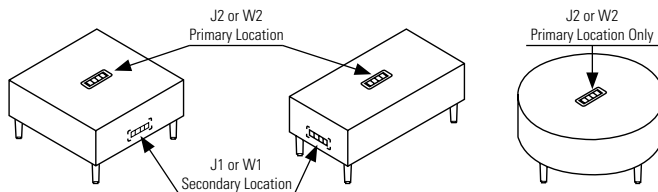
#### Soft Seating

Locations available on left side J1 (black) or W1 (white), right side J3 (black), or W3 (white) or both sides J1/J3 (black) or W1/W3 (white).

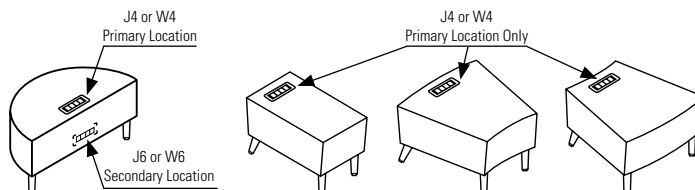


#### Coffee/End Tables

Primary location is on the top of the unit, centered J2 (black) or W2 (white). Secondary Location is end/side of the unit J1 (black) or W1 (white).




Primary location is on the top rear/edge of the unit J4 (black) or W4 (white). Secondary Location is the back side of the unit J6 (black) or W6 (white).



SAMPLE LAYOUTS


RVR101 (Layout 1)



| Qty | Model Number  | Description  | Dimensions            | List Price |
|-----|---------------|--|-----------------------|------------|
| 4   | <b>7710NA</b> | Armless IS Curve - Two Seat - Standard Back                      | 55 x 29.5 x 32        | 3258 x 4   |
| 1   | <b>7737W6</b> | 42" Half Round Laminate Coffee Table w/ W6 Rear Power/USB Module | 42 x 21 x 17 upcharge | 1384 945   |

**SAMPLE LAYOUT TOTAL (Starting at Grade 1) \$15,361**


RVR102 (Layout 2)



| Qty | Model Number  | Description                               | Dimensions      | List Price |
|-----|---------------|---|-----------------|------------|
| 8   | <b>7714NA</b> | Armless OS Curve - Two Seater - High Back | 54x 29.5 x 41.5 | 3885 x 8   |

**SAMPLE LAYOUT TOTAL (Starting at Grade 1) \$31,080**

RVR103 (Layout 3)



| Qty | Model Number  | Description   | Dimensions            | List Price |
|-----|---------------|---|-----------------------|------------|
| 6   | <b>7712NA</b> | Armless IS Curve - Two Seater - Extended Back                       | 55 x 29.5 x 47        | 4553 x 6   |
| 1   | <b>7734W2</b> | 36" Dia - Round Laminate Coffee Table w/ W2 Center Power/USB Module | 36 x 36 x 17 upcharge | 1612 945   |

**SAMPLE LAYOUT TOTAL (Starting at Grade 1) \$29,875**

RVR104 (Layout 4)



| Qty | Model Number    | Description  | Dimensions              | List Price       |
|-----|-----------------|--|-------------------------|------------------|
| 2   | <b>7712NA</b>   | Armless IS Curve - Two Seater - Extended Back                              | 55 x 29.5 x 47          | 4553 x 2         |
| 2   | <b>7712NAW3</b> | Armless IS Curve - Two Seater - Extended Back w/ W3 Right Power/USB Module | 55 x 29.5 x 47 upcharge | 4553 x 2 825 x 2 |
| 2   | <b>7726</b>     | IS Curve - Two Seater Bench  | 54 x 28 x 17.5          | 2765 x 2         |
| 1   | <b>7734</b>     | 36" Dia - Round Laminate Coffee Table                                      | 36 x 36 x 17            | 1612             |

**SAMPLE LAYOUT TOTAL (Starting at Grade 1) \$27,244**

RVR105 (Layout 5)



| Qty | Model Number    | Description  | Dimensions              | List Price       |
|-----|-----------------|--|-------------------------|------------------|
| 3   | <b>7711NA</b>   | Armless IS Curve - Two Seater - High Back                                  | 55 x 29.5 x 41.5        | 4137 x 3         |
| 3   | <b>7712NAW3</b> | Armless IS Curve - Two Seater - Extended Back w/ W3 Right Power/USB Module | 55 x 29.5 x 47 upcharge | 4553 x 3 825 x 2 |
| 1   | <b>7738</b>     | Rectangular Laminate End Table   | 15 x 27.25 x 17         | 1309             |
| 2   | <b>7743</b>     | 18" Dia. Round Laminate Laptop Table                                       | 18 x 18 x 25.25         | 792 x 2          |

**SAMPLE LAYOUT TOTAL (Starting at Grade 1) \$30,853**

## SAMPLE LAYOUTS

**RVR106 (Layout 6)**



| Qty | Model Number  | Description  | Dimensions            | List Price |
|-----|---------------|--|-----------------------|------------|
| 1   | <b>7709R</b>  | Three Seater - Extended Back w/Right Arm                       | 75 x 29.5 x 47        | 6199       |
| 1   | <b>7709L</b>  | Three Seater - Extended Back w/Left Arm                        | 75 x 29.5 x 47        | 6199       |
| 1   | <b>7718</b>   | Armless Corner Unit - Extended Back                            | 38 x 38 x 47          | 5339       |
| 1   | <b>7732W2</b> | 36" Square Laminate Coffee Table w/ W2 Center Power/USB Module | 36 x 36 x 17 upcharge | 1477 945   |

**SAMPLE LAYOUT TOTAL (Starting at Grade 1) \$20,159**

**RVR107 (Layout 7)**



| Qty | Model Number  | Description                          | Dimensions       | List Price |
|-----|---------------|--------------------------------------|------------------|------------|
| 1   | <b>7704NA</b> | Armless Two Seater - Standard. Back  | 75x 29.5 x 47    | 2820       |
| 2   | <b>7716</b>   | Armless Corner Unit - Standard. Back | 75 x 29.5 x 47   | 3980 x 2   |
| 1   | <b>7725</b>   | Two Seater Bench                     | 75x 29.5 x 47    | 2036       |
| 1   | <b>7728</b>   | Square Single Seater Bench           | 75 x 29.5 x 17.5 | 1392       |
| 1   | <b>7731</b>   | 30" Square Laminate Coffee Table     | 75 x 30 x 47     | 1300       |

**SAMPLE LAYOUT TOTAL (Starting at Grade 1) \$15,508**

**RVR108 (Layout 8)**



| Qty | Model Number    | Description   | Dimensions                  | List Price       |
|-----|-----------------|---|-----------------------------|------------------|
| 2   | <b>7708NAW3</b> | Armless Three Seater - High Back w/ W3 Right Power/USB Module | 75 x 29.5 x 41.5 upcharge   | 5345 x 2 945 x 2 |
| 2   | <b>7708NAW1</b> | Armless Three Seater - High Back w/ W1 Left Power/USB Module  | 72.5 x 29.5 x 41.5 upcharge | 5345 x 2 945 x 2 |
| 2   | <b>7745</b>     | 16" Square Laminate Laptop Table                              | 16 x 16 x 25.25             | 810 x 2          |

**SAMPLE LAYOUT TOTAL (Starting at Grade 1) \$26,780**

**RVR109 (Layout 9)**



| Qty | Model Number    | Description   | Dimensions                  | List Price |
|-----|-----------------|---|-----------------------------|------------|
| 2   | <b>7702</b>     | Lounge Chair - High Back w/Arms                               | 29.5 x 29.5 x 41.5          | 3016 x 2   |
| 1   | <b>7708NAW1</b> | Armless Three Seater - High Back w/ W1 Left Power/USB Module  | 72.5 x 29.5 x 41.5 upcharge | 5345 945   |
| 1   | <b>7708NAW3</b> | Armless Three Seater - High Back w/ W3 Right Power/USB Module | 72.5 x 29.5 x 41.5 upcharge | 5345 945   |
| 1   | <b>7733</b>     | Rectangular Laminate Coffee Table                             | 40 x 20 x 17                | 1306       |


**SAMPLE LAYOUT TOTAL (Starting at Grade 1) \$19,918**


**RVR110 (Layout 10)**

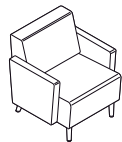


| Qty | Model Number    | Description   | Dimensions                  | List Price |
|-----|-----------------|---|-----------------------------|------------|
| 1   | <b>7705NAW3</b> | Armless Two Seater - High Back w/ W3 Right Power/USB Module   | 48.5 x 29.5 x 41.5 upcharge | 3456 945   |
| 1   | <b>7705NAW1</b> | Armless Two Seater - High Back w/ W1 Left Power/USB Module    | 48.5 x 29.5 x 41.5 upcharge | 3456 945   |
| 1   | <b>7708NA</b>   | Armless Three Seater - High Back                              | 72.5 x 29.5 x 41.5          | 5345       |
| 1   | <b>7708NAW3</b> | Armless Three Seater - High Back w/ W3 Right Power/USB Module | 72.5 x 29.5 x 41.5 upcharge | 5345 945   |
| 1   | <b>7708NAW1</b> | Armless Three Seater - High Back w/ W1 Left Power/USB Module  | 72.5 x 29.5 x 41.5 upcharge | 5345 945   |
| 2   | <b>7717</b>     | Armless Corner Unit - High Back                               | 38 x 38 x 41.5              | 5041 x 2   |
| 3   | <b>7745</b>     | 16" Square Laminate Laptop Table                              | 16 x 16 x 25.25             | 810 x 3    |

**SAMPLE LAYOUT TOTAL (Starting at Grade 1) \$39,239**

| DESCRIPTION  | FEATURES | MODEL#        | STANDARD TEXTILE GRADES                     |                 |                 |
|--|----------|---------------|---|-----------------|-----------------|
| <b>RVR111 (Layout 11)</b><br> | Qty      | Model Number  | Description                                 | Dimensions      | List Price      |
|  | 2        | <b>7701NA</b> | Armless One Seater - Standard Back          | 24.5 x 29.5x 32 | 1807 x 2        |
|  | 4        | <b>7710NA</b> | Armless IS Curve - Two Seat - Standard Back | 55 x 29.5 x 32  | 3258 x 4        |
|  | 2        | <b>7743</b>   | 18" Dia. Round Laminate Laptop Table        | 18 x 18 x 25.25 | 792 x 2         |
| <b>SAMPLE LAYOUT TOTAL (Starting at Grade 1)</b>   |          |               |   |                 | <b>\$18,230</b> |

|  |     |               |   |                  |                 |
|--|-----|---------------|---|------------------|-----------------|
| <b>RVR112 (Layout 12)</b><br> | Qty | Model Number  | Description                                   | Dimensions       | List Price      |
|  | 2   | <b>7711NA</b> | Armless IS Curve - Two Seater - High Back     | 55 x 29.5 x 41.5 | 4137 x 2        |
|  | 6   | <b>7712NA</b> | Armless IS Curve - Two Seater - Extended Back | 55 x 29.5 x 47   | 4553 x 6        |
|  | 1   | <b>7709NA</b> | Armless Three Seater - Extended Back          | 72.5 x 29.5 x 47 | 5786            |
|  | 2   | <b>7734</b>   | 36" Dia - Round Laminate Coffee Table         | 36 x 36 x 17     | 1612 x 2        |
| <b>SAMPLE LAYOUT TOTAL (Starting at Grade 1)</b>   |     |               |   |                  | <b>\$44,602</b> |



**Lounge Chair - Standard Back w/Arms**  
 COM Yardage: 4  
 Freight Class: 250  
 Product Weight (lbs.): 57  
 Cubic Feet Per Carton: 22.5

For Power/USB module please see electrical placement chart. No ganging hardware.

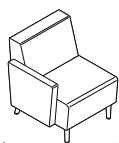
|             | 1    | 2    | 3    | 4    | 5    | 6    | 7    | 8    | 9    | 10   | 11   | 12   |
|-------------|------|------|------|------|------|------|------|------|------|------|------|------|
| <b>7701</b> | 2631 | 2790 | 2916 | 3103 | 3368 | 3463 | 3695 | 4138 | 4351 | 4761 | 5321 | 6018 |

| OVERALL DIMENSIONS |      |    | SEAT DIMENSIONS |    |    | BACK DIMENSIONS |    |
|--------------------|------|----|-----------------|----|----|-----------------|----|
| W                  | D    | H  | W               | D  | H  | W               | H  |
| 29.5               | 29.5 | 32 | 24              | 19 | 18 | 24              | 14 |

RTA 00



**7701L** (Left Arm)



**7701R** (Right Arm)


**Lounge Chair - Standard w/One Arm**  
 COM Yardage: 3.25  
 Freight Class: 250  
 Product Weight (lbs.): 47  
 Cubic Feet Per Carton: 22.5

For Power/USB module please see electrical placement chart. Includes ganging hardware (1 side).

|              | 1    | 2    | 3    | 4    | 5    | 6    | 7    | 8    | 9    | 10   | 11   | 12   |
|--------------|------|------|------|------|------|------|------|------|------|------|------|------|
| <b>7701L</b> | 2225 | 2357 | 2459 | 2612 | 2825 | 2905 | 3092 | 3453 | 3625 | 3960 | 4414 | 4981 |
| <b>7701R</b> | 2225 | 2357 | 2459 | 2612 | 2825 | 2905 | 3092 | 3453 | 3625 | 3960 | 4414 | 4981 |

| OVERALL DIMENSIONS |      |    | SEAT DIMENSIONS |    |    | BACK DIMENSIONS |    |
|--------------------|------|----|-----------------|----|----|-----------------|----|
| W                  | D    | H  | W               | D  | H  | W               | H  |
| 27                 | 29.5 | 32 | 24              | 19 | 18 | 24              | 14 |

RTA 00







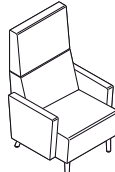
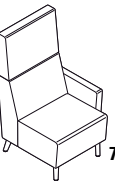
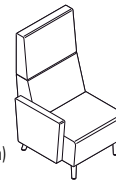
**Armless Lounge Chair - Standard Back**  
 COM Yardage: 2.5  
 Freight Class: 300  
 Product Weight (lbs.): 37  
 Cubic Feet Per Carton: 22.5

For Power/USB module please see electrical placement chart. Includes ganging hardware (2 sides).

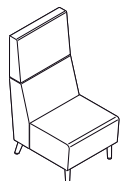
|               | 1    | 2    | 3    | 4    | 5    | 6    | 7    | 8    | 9    | 10   | 11   | 12   |
|---------------|------|------|------|------|------|------|------|------|------|------|------|------|
| <b>7701NA</b> | 1807 | 1910 | 1987 | 2104 | 2271 | 2331 | 2477 | 2751 | 2886 | 3142 | 3492 | 3928 |

| OVERALL DIMENSIONS |      |    | SEAT DIMENSIONS |    |    | BACK DIMENSIONS |    |
|--------------------|------|----|-----------------|----|----|-----------------|----|
| W                  | D    | H  | W               | D  | H  | W               | H  |
| 24.5               | 29.5 | 32 | 24              | 19 | 18 | 24              | 14 |

RTA 00

| DESCRIPTION   | FEATURES  | MODEL#                    | STANDARD TEXTILE GRADES |          |                        |          |          |                        |          |      |      |      |      |      |
|---|---|---------------------------|-------------------------|----------|------------------------|----------|----------|------------------------|----------|------|------|------|------|------|
|   |   |                           | 1                       | 2        | 3                      | 4        | 5        | 6                      | 7        | 8    | 9    | 10   | 11   | 12   |
|  <p><b>Lounge Chair - High Back w/Arms</b><br/>COM Yardage: 4.5<br/>Freight Class: 250<br/>Product Weight (lbs.): 61<br/>Cubic Feet Per Carton: 28.25</p>        | <p>For Power/USB module please see electrical placement chart. No ganging hardware.</p>                 | <b>7702</b>               | 3016                    | 3196     | 3337                   | 3548     | 3846     | 3955                   | 4213     | 4712 | 4953 | 5416 | 6044 | 6827 |
|   |   | <b>OVERALL DIMENSIONS</b> |                         |          | <b>SEAT DIMENSIONS</b> |          |          | <b>BACK DIMENSIONS</b> |          |      |      |      |      |      |
|   |   | <b>W</b>                  | <b>D</b>                | <b>H</b> | <b>W</b>               | <b>D</b> | <b>H</b> | <b>W</b>               | <b>H</b> |      |      |      |      |      |
|   |   | 29.5                      | 29.5                    | 41.5     | 24                     | 19       | 18       | 24                     | 24       |      |      |      |      |      |
|   |   |                           | <b>RTA 00</b>           |          |                        |          |          |                        |          |      |      |      |      |      |
|   <p><b>7702L (Left Arm)</b>      <b>7702R (Right Arm)</b></p>                  | <p>For Power/USB module please see electrical placement chart. Includes ganging hardware (1 side).</p>  | <b>7702L</b>              | 2609                    | 2761     | 2876                   | 3054     | 3302     | 3390                   | 3608     | 4023 | 4224 | 4609 | 5133 | 5787 |
|   |   | <b>7702R</b>              | 2609                    | 2761     | 2876                   | 3054     | 3302     | 3390                   | 3608     | 4023 | 4224 | 4609 | 5133 | 5787 |
|   |   | <b>OVERALL DIMENSIONS</b> |                         |          | <b>SEAT DIMENSIONS</b> |          |          | <b>BACK DIMENSIONS</b> |          |      |      |      |      |      |
|   |   | <b>W</b>                  | <b>D</b>                | <b>H</b> | <b>W</b>               | <b>D</b> | <b>H</b> | <b>W</b>               | <b>H</b> |      |      |      |      |      |
| 29.5  | 29.5  | 41.5                      | 24                      | 19       | 18                     | 24       | 24       |                        |          |      |      |      |      |      |
|   |   |                           | <b>RTA 00</b>           |          |                        |          |          |                        |          |      |      |      |      |      |
|  <p><b>Armless Lounge Chair - High Back</b><br/>COM Yardage: 3<br/>Freight Class: 300<br/>Product Weight (lbs.): 41<br/>Cubic Feet Per Carton: 28.25</p>        | <p>For Power/USB module please see electrical placement chart. Includes ganging hardware (2 sides).</p> | <b>7702NA</b>             | 2193                    | 2316     | 2408                   | 2548     | 2746     | 2818                   | 2994     | 3326 | 3485 | 3794 | 4213 | 4737 |
|   |   | <b>OVERALL DIMENSIONS</b> |                         |          | <b>SEAT DIMENSIONS</b> |          |          | <b>BACK DIMENSIONS</b> |          |      |      |      |      |      |
|   |   | <b>W</b>                  | <b>D</b>                | <b>H</b> | <b>W</b>               | <b>D</b> | <b>H</b> | <b>W</b>               | <b>H</b> |      |      |      |      |      |
|   |   | 24.5                      | 29.5                    | 41.5     | 24                     | 19       | 18       | 24                     | 24       |      |      |      |      |      |
|   |   |                           | <b>RTA 00</b>           |          |                        |          |          |                        |          |      |      |      |      |      |
|  <p><b>Lounge Chair - Extended Back w/Arms</b><br/>COM Yardage: 4.75<br/>Freight Class: 250<br/>Product Weight (lbs.): 68<br/>Cubic Feet Per Carton: 32.75</p> | <p>For Power/USB module please see electrical placement chart. No ganging hardware.</p>                 | <b>7703</b>               | 3494                    | 3681     | 3831                   | 4054     | 4369     | 4483                   | 4758     | 5284 | 5538 | 6026 | 6688 | 7516 |
|   |   | <b>OVERALL DIMENSIONS</b> |                         |          | <b>SEAT DIMENSIONS</b> |          |          | <b>BACK DIMENSIONS</b> |          |      |      |      |      |      |
|   |   | <b>W</b>                  | <b>D</b>                | <b>H</b> | <b>W</b>               | <b>D</b> | <b>H</b> | <b>W</b>               | <b>H</b> |      |      |      |      |      |
|   |   | 29.5                      | 29.5                    | 47       | 24                     | 19       | 18       | 24                     | 29       |      |      |      |      |      |
|   |   |                           | <b>RTA 00</b>           |          |                        |          |          |                        |          |      |      |      |      |      |
|   <p><b>7703L (Left Arm)</b>      <b>7703R (Right Arm)</b></p>              | <p>For Power/USB module please see electrical placement chart. Includes ganging hardware (1 side).</p>  | <b>7703L</b>              | 3088                    | 3247     | 3373                   | 3560     | 3823     | 3919                   | 4149     | 4594 | 4808 | 5218 | 5777 | 6475 |
|   |   | <b>7703R</b>              | 3088                    | 3247     | 3373                   | 3560     | 3823     | 3919                   | 4149     | 4594 | 4808 | 5218 | 5777 | 6475 |
|   |   | <b>OVERALL DIMENSIONS</b> |                         |          | <b>SEAT DIMENSIONS</b> |          |          | <b>BACK DIMENSIONS</b> |          |      |      |      |      |      |
|   |   | <b>W</b>                  | <b>D</b>                | <b>H</b> | <b>W</b>               | <b>D</b> | <b>H</b> | <b>W</b>               | <b>H</b> |      |      |      |      |      |
| 29.5  | 29.5  | 47                        | 24                      | 19       | 18                     | 24       | 29       |                        |          |      |      |      |      |      |
|   |   |                           | <b>RTA 00</b>           |          |                        |          |          |                        |          |      |      |      |      |      |

DESCRIPTION FEATURES MODEL# STANDARD TEXTILE GRADES



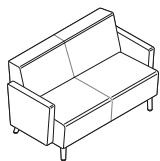
**Armless Lounge Chair - Extended Back**  
 COM Yardage: 3.25  
 Freight Class: 300  
 Product Weight (lbs.): 48  
 Cubic Feet Per Carton: 32.75

For Power/USB module please see electrical placement chart. Includes ganging hardware (2 sides).

|               | 1    | 2    | 3    | 4    | 5    | 6    | 7    | 8    | 9    | 10   | 11   | 12   |
|---------------|------|------|------|------|------|------|------|------|------|------|------|------|
| <b>7703NA</b> | 2672 | 2802 | 2905 | 3058 | 3272 | 3350 | 3539 | 3899 | 4071 | 4406 | 4859 | 5425 |

| OVERALL DIMENSIONS |      |    | SEAT DIMENSIONS |    |    | BACK DIMENSIONS |    |
|--------------------|------|----|-----------------|----|----|-----------------|----|
| W                  | D    | H  | W               | D  | H  | W               | H  |
| 24.5               | 29.5 | 47 | 24              | 19 | 18 | 24              | 29 |

RTA 00




**Two Seater - Standard Back w/Arms**  
 COM Yardage: 5.5  
 Freight Class: 250  
 Product Weight (lbs.): 95  
 Cubic Feet Per Carton: 39

For Power/USB module please see electrical placement chart. No ganging hardware.

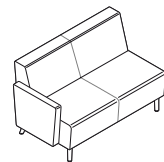
|             | 1    | 2    | 3    | 4    | 5    | 6    | 7    | 8    | 9    | 10   | 11   | 12   |
|-------------|------|------|------|------|------|------|------|------|------|------|------|------|
| <b>7704</b> | 3636 | 3854 | 4025 | 4281 | 4647 | 4778 | 5098 | 5709 | 5998 | 6564 | 7332 | 8290 |

| OVERALL DIMENSIONS |      |    | SEAT DIMENSIONS |    |    | BACK DIMENSIONS |    |
|--------------------|------|----|-----------------|----|----|-----------------|----|
| W                  | D    | H  | W               | D  | H  | W               | H  |
| 53.5               | 29.5 | 32 | 48              | 19 | 18 | 48              | 14 |

RTA 00



7704L (Left Arm)



7704R (Right Arm)


**Two Seater - Standard Back w/One Arm**  
 COM Yardage: 4.75  
 Freight Class: 300  
 Product Weight (lbs.): 85  
 Cubic Feet Per Carton: 39

For Power/USB module please see electrical placement chart. Includes ganging hardware (1 side).

|              | 1    | 2    | 3    | 4    | 5    | 6    | 7    | 8    | 9    | 10   | 11   | 12   |
|--------------|------|------|------|------|------|------|------|------|------|------|------|------|
| <b>7704L</b> | 3235 | 3424 | 3574 | 3796 | 4112 | 4225 | 4501 | 5026 | 5280 | 5768 | 6432 | 7260 |
| <b>7704R</b> | 3235 | 3424 | 3574 | 3796 | 4112 | 4225 | 4501 | 5026 | 5280 | 5768 | 6432 | 7260 |

| OVERALL DIMENSIONS |      |    | SEAT DIMENSIONS |    |    | BACK DIMENSIONS |    |
|--------------------|------|----|-----------------|----|----|-----------------|----|
| W                  | D    | H  | W               | D  | H  | W               | H  |
| 51                 | 29.5 | 32 | 48              | 19 | 18 | 48              | 14 |

RTA 00



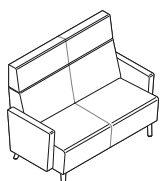
**Armless Two Seater - Standard Back**  
 COM Yardage: 4.25  
 Freight Class: 300  
 Product Weight (lbs.): 75  
 Cubic Feet Per Carton: 39

For Power/USB module please see electrical placement chart. Includes ganging hardware (2 sides).

|               | 1    | 2    | 3    | 4    | 5    | 6    | 7    | 8    | 9    | 10   | 11   | 12   |
|---------------|------|------|------|------|------|------|------|------|------|------|------|------|
| <b>7704NA</b> | 2820 | 2991 | 3125 | 3324 | 3605 | 3705 | 3952 | 4422 | 4650 | 5086 | 5681 | 6421 |

| OVERALL DIMENSIONS |      |    | SEAT DIMENSIONS |    |    | BACK DIMENSIONS |    |
|--------------------|------|----|-----------------|----|----|-----------------|----|
| W                  | D    | H  | W               | D  | H  | W               | H  |
| 48.5               | 29.5 | 32 | 48              | 19 | 18 | 48              | 14 |

RTA 00




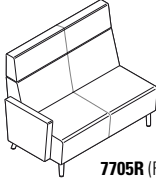



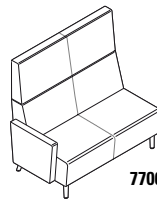

**Two Seater - High Back w/Arms**  
 COM Yardage: 6.5  
 Freight Class: 300  
 Product Weight (lbs.): 97  
 Cubic Feet Per Carton: 54

For Power/USB module please see electrical placement chart. No ganging hardware.

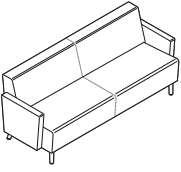
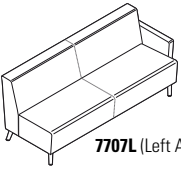
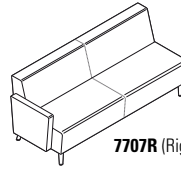
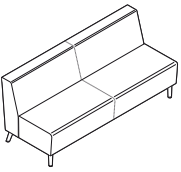
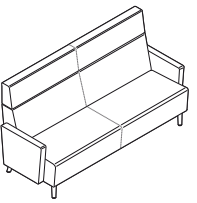
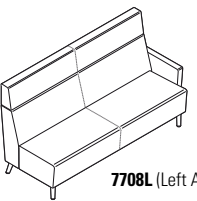
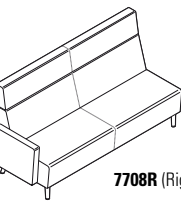
|             | 1    | 2    | 3    | 4    | 5    | 6    | 7    | 8    | 9    | 10   | 11   | 12   |
|-------------|------|------|------|------|------|------|------|------|------|------|------|------|
| <b>7705</b> | 4279 | 4538 | 4740 | 5046 | 5474 | 5629 | 6009 | 6728 | 7073 | 7742 | 8650 | 9781 |

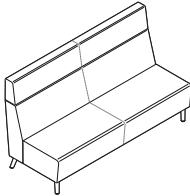
| OVERALL DIMENSIONS |      |      | SEAT DIMENSIONS |    |    | BACK DIMENSIONS |    |
|--------------------|------|------|-----------------|----|----|-----------------|----|
| W                  | D    | H    | W               | D  | H  | W               | H  |
| 53.5               | 29.5 | 41.5 | 48              | 19 | 18 | 48              | 24 |

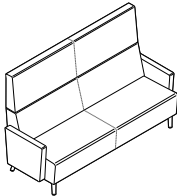
RTA 00


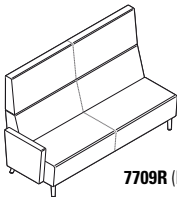
| DESCRIPTION  | FEATURES  | MODEL# | STANDARD TEXTILE GRADES   |      |      |  |      |      |   |      |      |                                       |      |       |
|--|---|--------|---|------|------|--|------|------|---|------|------|---------------------------------------|------|-------|
|  |   |        | 1   | 2    | 3    | 4  | 5    | 6    | 7                                       | 8    | 9    | 10                                    | 11   | 12    |
|  <p><b>7705L</b> (Left Arm)</p>   |  <p><b>7705R</b> (Right Arm)</p>   |        | 3871  | 4098 | 4278 | 4546                                       | 4929 | 5065 | 5400                                    | 6036 | 6343 | 6933                                  | 7737 | 8740  |
|  |   |        | 3871  | 4098 | 4278 | 4546                                       | 4929 | 5065 | 5400                                    | 6036 | 6343 | 6933                                  | 7737 | 8740  |
| <p><b>Two Seater - High Back w/One Arm</b><br/>                     COM Yardage: 5.75<br/>                     Freight Class: 300<br/>                     Product Weight (lbs.): 87<br/>                     Cubic Feet Per Carton: 54</p>        |   |        | <p>For Power/USB module please see electrical placement chart. Includes ganging hardware (1 side).</p>  |      |      | <p><b>OVERALL DIMENSIONS</b><br/>W D H</p> |      |      | <p><b>SEAT DIMENSIONS</b><br/>W D H</p> |      |      | <p><b>BACK DIMENSIONS</b><br/>W H</p> |      |       |
|  |   |        | 51  | 29.5 | 41.5 | 48   | 19   | 18   | 48                                      | 24   |      |                                       |      |       |
|  |   |        | <p><b>RTA 00</b></p>  |      |      |  |      |      |   |      |      |                                       |      |       |
|   |   |        | 3456  | 3664 | 3829 | 4076                                       | 4422 | 4549 | 4853                                    | 5434 | 5715 | 6253                                  | 6986 | 7902  |
|  |   |        | 3456  | 3664 | 3829 | 4076                                       | 4422 | 4549 | 4853                                    | 5434 | 5715 | 6253                                  | 6986 | 7902  |
| <p><b>Armless Two Seater - High Back</b><br/>                     COM Yardage: 5.25<br/>                     Freight Class: 300<br/>                     Product Weight (lbs.): 77<br/>                     Cubic Feet Per Carton: 54</p>          |   |        | <p>For Power/USB module please see electrical placement chart. Includes ganging hardware (2 sides).</p> |      |      | <p><b>OVERALL DIMENSIONS</b><br/>W D H</p> |      |      | <p><b>SEAT DIMENSIONS</b><br/>W D H</p> |      |      | <p><b>BACK DIMENSIONS</b><br/>W H</p> |      |       |
|  |   |        | 48.5  | 29.5 | 41.5 | 48   | 19   | 18   | 48                                      | 24   |      |                                       |      |       |
|  |   |        | <p><b>RTA 00</b></p>  |      |      |  |      |      |   |      |      |                                       |      |       |
|    |   |        | 4516  | 4794 | 5012 | 5341                                       | 5805 | 5973 | 6376                                    | 7152 | 7525 | 8246                                  | 9222 | 10440 |
|  |   |        | 4516  | 4794 | 5012 | 5341                                       | 5805 | 5973 | 6376                                    | 7152 | 7525 | 8246                                  | 9222 | 10440 |
| <p><b>Two Seater - Extended Back w/Arms</b><br/>                     COM Yardage: 7<br/>                     Freight Class: 300<br/>                     Product Weight (lbs.): 107<br/>                     Cubic Feet Per Carton: 56.75</p>      |   |        | <p>For Power/USB module please see electrical placement chart. No ganging hardware.</p>                 |      |      | <p><b>OVERALL DIMENSIONS</b><br/>W D H</p> |      |      | <p><b>SEAT DIMENSIONS</b><br/>W D H</p> |      |      | <p><b>BACK DIMENSIONS</b><br/>W H</p> |      |       |
|  |   |        | 53.5  | 29.5 | 47   | 48   | 19   | 18   | 48                                      | 29   |      |                                       |      |       |
|  |   |        | <p><b>RTA 00</b></p>  |      |      |  |      |      |   |      |      |                                       |      |       |
|  <p><b>7706L</b> (Left Arm)</p>   |  <p><b>7706R</b> (Right Arm)</p> |        | 4108  | 4356 | 4551 | 4843                                       | 5258 | 5404 | 5768                                    | 6462 | 6793 | 7438                                  | 8311 | 9398  |
|  |   |        | 4108  | 4356 | 4551 | 4843                                       | 5258 | 5404 | 5768                                    | 6462 | 6793 | 7438                                  | 8311 | 9398  |
| <p><b>Two Seater - Extended Back w/One Arm</b><br/>                     COM Yardage: 6.25<br/>                     Freight Class: 300<br/>                     Product Weight (lbs.): 97<br/>                     Cubic Feet Per Carton: 56.75</p> |   |        | <p>For Power/USB module please see electrical placement chart. Includes ganging hardware (1 side).</p>  |      |      | <p><b>OVERALL DIMENSIONS</b><br/>W D H</p> |      |      | <p><b>SEAT DIMENSIONS</b><br/>W D H</p> |      |      | <p><b>BACK DIMENSIONS</b><br/>W H</p> |      |       |
|  |   |        | 51  | 29.5 | 47   | 48   | 19   | 18   | 48                                      | 29   |      |                                       |      |       |
|  |   |        | <p><b>RTA 00</b></p>  |      |      |  |      |      |   |      |      |                                       |      |       |
|   |   |        | 3690  | 3918 | 4098 | 4367                                       | 4749 | 4885 | 5220                                    | 5856 | 6163 | 6753                                  | 7557 | 8560  |
|  |   |        | 3690  | 3918 | 4098 | 4367                                       | 4749 | 4885 | 5220                                    | 5856 | 6163 | 6753                                  | 7557 | 8560  |
| <p><b>Armless Two Seater - Extended Back</b><br/>                     COM Yardage: 5.75<br/>                     Freight Class: 300<br/>                     Product Weight (lbs.): 87<br/>                     Cubic Feet Per Carton: 56.75</p>   |   |        | <p>For Power/USB module please see electrical placement chart. Includes ganging hardware (2 sides).</p> |      |      | <p><b>OVERALL DIMENSIONS</b><br/>W D H</p> |      |      | <p><b>SEAT DIMENSIONS</b><br/>W D H</p> |      |      | <p><b>BACK DIMENSIONS</b><br/>W H</p> |      |       |
|  |   |        | 48.5  | 29.5 | 47   | 48   | 19   | 18   | 48                                      | 29   |      |                                       |      |       |
|  |   |        | <p><b>RTA 00</b></p>  |      |      |  |      |      |   |      |      |                                       |      |       |




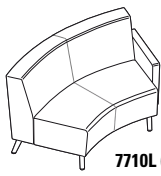
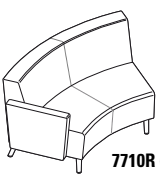
| DESCRIPTION   | FEATURES  | MODEL#                    | STANDARD TEXTILE GRADES |          |                        |          |          |                        |          |       |       |       |       |       |  |  |
|---|---|---------------------------|-------------------------|----------|------------------------|----------|----------|------------------------|----------|-------|-------|-------|-------|-------|--|--|
|   |   |                           | 1                       | 2        | 3                      | 4        | 5        | 6                      | 7        | 8     | 9     | 10    | 11    | 12    |  |  |
|  <p><b>Three Seater - Standard Back w/Arms</b><br/>COM Yardage: 8.25<br/>Freight Class: 250<br/>Product Weight (lbs.): 139<br/>Cubic Feet Per Carton: 55.5</p> | <p>For Power/USB module please see electrical placement chart.<br/>No ganging hardware.</p>                 | <b>7707</b>               | 5406                    | 5729     | 5990                   | 6375     | 6922     | 7117                   | 7596     | 8511  | 8951  | 9800  | 10952 | 12388 |  |  |
|   |   | <b>OVERALL DIMENSIONS</b> |                         |          | <b>SEAT DIMENSIONS</b> |          |          | <b>BACK DIMENSIONS</b> |          |       |       |       |       |       |  |  |
|   |   | <b>W</b>                  | <b>D</b>                | <b>H</b> | <b>W</b>               | <b>D</b> | <b>H</b> | <b>W</b>               | <b>H</b> |       |       |       |       |       |  |  |
|   |   |                           | 77.5                    | 29.5     | 32                     | 72       | 19       | 18                     | 72       | 14    |       |       |       |       |  |  |
|   |   |                           | <b>RTA 00</b>           |          |                        |          |          |                        |          |       |       |       |       |       |  |  |
|  <p><b>7707L (Left Arm)</b></p>  <p><b>7707R (Right Arm)</b></p>              | <p>For Power/USB module please see electrical placement chart.<br/>Includes ganging hardware (1 side).</p>  | <b>7707L</b>              | 5001                    | 5306     | 5548                   | 5911     | 6424     | 6611                   | 7059     | 7916  | 8330  | 9127  | 10209 | 11559 |  |  |
|   |   | <b>OVERALL DIMENSIONS</b> |                         |          | <b>SEAT DIMENSIONS</b> |          |          | <b>BACK DIMENSIONS</b> |          |       |       |       |       |       |  |  |
|   |   | <b>W</b>                  | <b>D</b>                | <b>H</b> | <b>W</b>               | <b>D</b> | <b>H</b> | <b>W</b>               | <b>H</b> |       |       |       |       |       |  |  |
|   |   |                           | 75                      | 29.5     | 32                     | 72       | 19       | 18                     | 72       | 14    |       |       |       |       |  |  |
|   |   |                           | <b>RTA 00</b>           |          |                        |          |          |                        |          |       |       |       |       |       |  |  |
|  <p><b>Armless Three Seater - Standard Back</b><br/>COM Yardage: 7<br/>Freight Class: 250<br/>Product Weight (lbs.): 119<br/>Cubic Feet Per Carton: 55.5</p>  | <p>For Power/USB module please see electrical placement chart.<br/>Includes ganging hardware (2 sides).</p> | <b>7707NA</b>             | 4584                    | 4863     | 5080                   | 5410     | 5874     | 6040                   | 6445     | 7221  | 7594  | 8314  | 9291  | 10512 |  |  |
|   |   | <b>OVERALL DIMENSIONS</b> |                         |          | <b>SEAT DIMENSIONS</b> |          |          | <b>BACK DIMENSIONS</b> |          |       |       |       |       |       |  |  |
|   |   | <b>W</b>                  | <b>D</b>                | <b>H</b> | <b>W</b>               | <b>D</b> | <b>H</b> | <b>W</b>               | <b>H</b> |       |       |       |       |       |  |  |
|   |   |                           | 72.5                    | 29.5     | 32                     | 72       | 19       | 18                     | 72       | 14    |       |       |       |       |  |  |
|   |   |                           | <b>RTA 00</b>           |          |                        |          |          |                        |          |       |       |       |       |       |  |  |
|  <p><b>Three Seater - High Back w/Arms</b><br/>COM Yardage: 10.5<br/>Freight Class: 250<br/>Product Weight (lbs.): 148<br/>Cubic Feet Per Carton: 69.75</p>  | <p>For Power/USB module please see electrical placement chart.<br/>No ganging hardware.</p>                 | <b>7708</b>               | 6162                    | 6575     | 6902                   | 7395     | 8089     | 8341                   | 8948     | 10112 | 10673 | 11750 | 13219 | 15047 |  |  |
|   |   | <b>OVERALL DIMENSIONS</b> |                         |          | <b>SEAT DIMENSIONS</b> |          |          | <b>BACK DIMENSIONS</b> |          |       |       |       |       |       |  |  |
|   |   | <b>W</b>                  | <b>D</b>                | <b>H</b> | <b>W</b>               | <b>D</b> | <b>H</b> | <b>W</b>               | <b>H</b> |       |       |       |       |       |  |  |
|   |   |                           | 77.5                    | 29.5     | 41.5                   | 72       | 19       | 18                     | 72       | 24    |       |       |       |       |  |  |
|   |   |                           | <b>RTA 00</b>           |          |                        |          |          |                        |          |       |       |       |       |       |  |  |
|  <p><b>7708L (Left Arm)</b></p>  <p><b>7708R (Right Arm)</b></p>          | <p>For Power/USB module please see electrical placement chart.<br/>Includes ganging hardware (1 side).</p>  | <b>7708L</b>              | 5761                    | 6146     | 6451                   | 6905     | 7551     | 7785                   | 8349     | 9429  | 9949  | 10951 | 12314 | 14013 |  |  |
|   |   | <b>OVERALL DIMENSIONS</b> |                         |          | <b>SEAT DIMENSIONS</b> |          |          | <b>BACK DIMENSIONS</b> |          |       |       |       |       |       |  |  |
|   |   | <b>W</b>                  | <b>D</b>                | <b>H</b> | <b>W</b>               | <b>D</b> | <b>H</b> | <b>W</b>               | <b>H</b> |       |       |       |       |       |  |  |
|   |   |                           | 75                      | 29.5     | 41.5                   | 72       | 19       | 18                     | 72       | 24    |       |       |       |       |  |  |
|   |   |                           | <b>RTA 00</b>           |          |                        |          |          |                        |          |       |       |       |       |       |  |  |

| DESCRIPTION   | FEATURES  | MODEL#                    | STANDARD TEXTILE GRADES |          |                        |          |          |                        |          |      |      |       |       |       |  |  |
|---|---|---------------------------|-------------------------|----------|------------------------|----------|----------|------------------------|----------|------|------|-------|-------|-------|--|--|
|   |   |                           | 1                       | 2        | 3                      | 4        | 5        | 6                      | 7        | 8    | 9    | 10    | 11    | 12    |  |  |
|  <p><b>Armless Three Seater - High Back</b><br/>                     COM Yardage: 9.25<br/>                     Freight Class: 300<br/>                     Product Weight (lbs.): 126<br/>                     Cubic Feet Per Carton: 69.75</p> | <p>For Power/USB module please see electrical placement chart. Includes ganging hardware (2 sides).</p> | <b>7708NA</b>             | 5345                    | 5712     | 5999                   | 6433     | 7046     | 7268                   | 7801     | 8828 | 9322 | 10271 | 11563 | 13175 |  |  |
|   |   | <b>OVERALL DIMENSIONS</b> |                         |          | <b>SEAT DIMENSIONS</b> |          |          | <b>BACK DIMENSIONS</b> |          |      |      |       |       |       |  |  |
|   |   | <b>W</b>                  | <b>D</b>                | <b>H</b> | <b>W</b>               | <b>D</b> | <b>H</b> | <b>W</b>               | <b>H</b> |      |      |       |       |       |  |  |
|   |   |                           | 72.5                    | 29.5     | 41.5                   | 72       | 19       | 18                     | 72       | 24   |      |       |       |       |  |  |
|   |   |                           | <b>RTA 00</b>           |          |                        |          |          |                        |          |      |      |       |       |       |  |  |

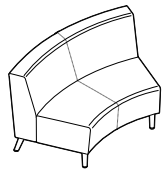
| DESCRIPTION  | FEATURES  | MODEL#                    | STANDARD TEXTILE GRADES |          |                        |          |          |                        |          |       |       |       |       |       |  |  |
|--|---|---------------------------|-------------------------|----------|------------------------|----------|----------|------------------------|----------|-------|-------|-------|-------|-------|--|--|
|  |   |                           | 1                       | 2        | 3                      | 4        | 5        | 6                      | 7        | 8     | 9     | 10    | 11    | 12    |  |  |
|  <p><b>Three Seater - Extended Back w/Arms</b><br/>                     COM Yardage: 11<br/>                     Freight Class: 300<br/>                     Product Weight (lbs.): 144<br/>                     Cubic Feet Per Carton: 78.75</p> | <p>For Power/USB module please see electrical placement chart. No ganging hardware.</p> | <b>7709</b>               | 6610                    | 7044     | 7386                   | 7902     | 8632     | 8893                   | 9532     | 10749 | 11335 | 12467 | 14004 | 15919 |  |  |
|  |   | <b>OVERALL DIMENSIONS</b> |                         |          | <b>SEAT DIMENSIONS</b> |          |          | <b>BACK DIMENSIONS</b> |          |       |       |       |       |       |  |  |
|  |   | <b>W</b>                  | <b>D</b>                | <b>H</b> | <b>W</b>               | <b>D</b> | <b>H</b> | <b>W</b>               | <b>H</b> |       |       |       |       |       |  |  |
|  |   |                           | 77.5                    | 29.5     | 47                     | 72       | 19       | 18                     | 72       | 29    |       |       |       |       |  |  |
|  |   |                           | <b>RTA 00</b>           |          |                        |          |          |                        |          |       |       |       |       |       |  |  |

| DESCRIPTION  | FEATURES   | MODEL#                    | STANDARD TEXTILE GRADES |          |                        |          |          |                        |      |       |       |       |       |       |  |  |
|--|--|---------------------------|-------------------------|----------|------------------------|----------|----------|------------------------|------|-------|-------|-------|-------|-------|--|--|
|  |  |                           | 1                       | 2        | 3                      | 4        | 5        | 6                      | 7    | 8     | 9     | 10    | 11    | 12    |  |  |
|  <p><b>7709L (Left Arm)</b></p>  <p><b>7709R (Right Arm)</b></p> <p><b>Three Seater - Extended Back w/One Arm</b><br/>                     COM Yardage: 10.5<br/>                     Freight Class: 300<br/>                     Product Weight (lbs.): 134<br/>                     Cubic Feet Per Carton: 78.75</p> | <p>For Power/USB module please see electrical placement chart. Includes ganging hardware (1 side).</p> | <b>7709L</b>              | 6199                    | 6613     | 6939                   | 7432     | 8128     | 8378                   | 8988 | 10149 | 10707 | 11787 | 13254 | 15082 |  |  |
|  |  | <b>7709R</b>              | 6199                    | 6613     | 6939                   | 7432     | 8128     | 8378                   | 8988 | 10149 | 10707 | 11787 | 13254 | 15082 |  |  |
|  |  | <b>OVERALL DIMENSIONS</b> |                         |          | <b>SEAT DIMENSIONS</b> |          |          | <b>BACK DIMENSIONS</b> |      |       |       |       |       |       |  |  |
| <b>W</b>   | <b>D</b>   | <b>H</b>                  | <b>W</b>                | <b>D</b> | <b>H</b>               | <b>W</b> | <b>H</b> |                        |      |       |       |       |       |       |  |  |
|  |  |                           | 75                      | 29.5     | 47                     | 72       | 19       | 18                     | 72   | 29    |       |       |       |       |  |  |
|  |  |                           | <b>RTA 00</b>           |          |                        |          |          |                        |      |       |       |       |       |       |  |  |

| DESCRIPTION   | FEATURES  | MODEL#                    | STANDARD TEXTILE GRADES |          |                        |          |          |                        |          |      |      |       |       |       |  |  |
|---|---|---------------------------|-------------------------|----------|------------------------|----------|----------|------------------------|----------|------|------|-------|-------|-------|--|--|
|   |   |                           | 1                       | 2        | 3                      | 4        | 5        | 6                      | 7        | 8    | 9    | 10    | 11    | 12    |  |  |
|  <p><b>Armless Three Seater - Extended Back</b><br/>                     COM Yardage: 9.75<br/>                     Freight Class: 300<br/>                     Product Weight (lbs.): 124<br/>                     Cubic Feet Per Carton: 78.75</p> | <p>For Power/USB module please see electrical placement chart. Includes ganging hardware (2 sides).</p> | <b>7709NA</b>             | 5786                    | 6171     | 6476                   | 6930     | 7576     | 7810                   | 8373     | 9454 | 9974 | 10976 | 12340 | 14038 |  |  |
|   |   | <b>OVERALL DIMENSIONS</b> |                         |          | <b>SEAT DIMENSIONS</b> |          |          | <b>BACK DIMENSIONS</b> |          |      |      |       |       |       |  |  |
|   |   | <b>W</b>                  | <b>D</b>                | <b>H</b> | <b>W</b>               | <b>D</b> | <b>H</b> | <b>W</b>               | <b>H</b> |      |      |       |       |       |  |  |
|   |   |                           | 72.5                    | 29.5     | 47                     | 72       | 19       | 18                     | 72       | 29   |      |       |       |       |  |  |
|   |   |                           | <b>RTA 00</b>           |          |                        |          |          |                        |          |      |      |       |       |       |  |  |

| DESCRIPTION   | FEATURES   | MODEL#                    | STANDARD TEXTILE GRADES |          |                        |          |          |                        |      |      |      |      |      |      |  |  |
|---|--|---------------------------|-------------------------|----------|------------------------|----------|----------|------------------------|------|------|------|------|------|------|--|--|
|   |  |                           | 1                       | 2        | 3                      | 4        | 5        | 6                      | 7    | 8    | 9    | 10   | 11   | 12   |  |  |
|  <p><b>7710L (Left Arm)</b></p>  <p><b>7710R (Right Arm)</b></p> <p><b>IS Curve - Two Seater - Standard Back w/One Arm</b><br/>                     COM Yardage: 5.25<br/>                     Freight Class: 250<br/>                     Product Weight (lbs.): 88<br/>                     Cubic Feet Per Carton: 43</p> | <p>For Power/USB module please see electrical placement chart. Includes ganging hardware (1 side).</p> | <b>7710L</b>              | 3676                    | 3888     | 4049                   | 4296     | 4644     | 4769                   | 5074 | 5654 | 5936 | 6473 | 7206 | 8122 |  |  |
|   |  | <b>7710R</b>              | 3676                    | 3888     | 4049                   | 4296     | 4644     | 4769                   | 5074 | 5654 | 5936 | 6473 | 7206 | 8122 |  |  |
|   |  | <b>OVERALL DIMENSIONS</b> |                         |          | <b>SEAT DIMENSIONS</b> |          |          | <b>BACK DIMENSIONS</b> |      |      |      |      |      |      |  |  |
| <b>W</b>  | <b>D</b>   | <b>H</b>                  | <b>W</b>                | <b>D</b> | <b>H</b>               | <b>W</b> | <b>H</b> |                        |      |      |      |      |      |      |  |  |
|   |  |                           | 57                      | 29.5     | 32                     | 42       | 19       | 18                     | 51   | 14   |      |      |      |      |  |  |
|   |  |                           | <b>RTA 00</b>           |          |                        |          |          |                        |      |      |      |      |      |      |  |  |

DESCRIPTION FEATURES MODEL# STANDARD TEXTILE GRADES



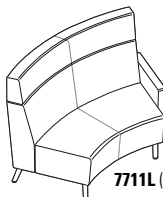
**Armless IS Curve - Two Seat - Standard Back**  
 COM Yardage: 4.5  
 Freight Class: 300  
 Product Weight (lbs.): 78  
 Cubic Feet Per Carton: 43

For Power/USB module please see electrical placement chart. Includes ganging hardware (2 sides).

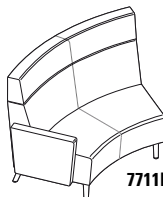
| MODEL# | 1    | 2    | 3    | 4    | 5    | 6    | 7    | 8    | 9    | 10   | 11   | 12   |
|--------|------|------|------|------|------|------|------|------|------|------|------|------|
| 7710NA | 3258 | 3437 | 3576 | 3789 | 4088 | 4195 | 4455 | 4954 | 5194 | 5656 | 6286 | 7068 |

| OVERALL DIMENSIONS |      |    | SEAT DIMENSIONS |    |    | BACK DIMENSIONS |    |
|--------------------|------|----|-----------------|----|----|-----------------|----|
| W                  | D    | H  | W               | D  | H  | W               | H  |
| 55                 | 29.5 | 32 | 42              | 19 | 18 | 51              | 14 |

RTA 00



7711L (Left Arm)



7711R (Right Arm)

**IS Curve - Two Seater - High Back w/One Arm**  
 COM Yardage: 6.5  
 Freight Class: 300  
 Product Weight (lbs.): 94  
 Cubic Feet Per Carton: 54


For Power/USB module please see electrical placement chart. Includes ganging hardware (1 side).

| MODEL# | 1    | 2    | 3    | 4    | 5    | 6    | 7    | 8    | 9    | 10   | 11   | 12    |
|--------|------|------|------|------|------|------|------|------|------|------|------|-------|
| 7711L  | 4553 | 4811 | 5014 | 5318 | 5748 | 5902 | 6279 | 7000 | 7346 | 8015 | 8921 | 10055 |

|       |      |      |      |      |      |      |      |      |      |      |      |       |
|-------|------|------|------|------|------|------|------|------|------|------|------|-------|
| 7711R | 4553 | 4811 | 5014 | 5318 | 5748 | 5902 | 6279 | 7000 | 7346 | 8015 | 8921 | 10055 |
|-------|------|------|------|------|------|------|------|------|------|------|------|-------|

| OVERALL DIMENSIONS |      |      | SEAT DIMENSIONS |    |    | BACK DIMENSIONS |    |
|--------------------|------|------|-----------------|----|----|-----------------|----|
| W                  | D    | H    | W               | D  | H  | W               | H  |
| 57                 | 29.5 | 41.5 | 42              | 19 | 18 | 51              | 24 |

RTA 00



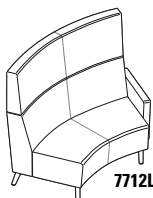
**Armless IS Curve - Two Seater - High Back**  
 COM Yardage: 6  
 Freight Class: 300  
 Product Weight (lbs.): 84  
 Cubic Feet Per Carton: 54

For Power/USB module please see electrical placement chart. Includes ganging hardware (2 sides).

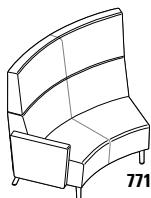
| MODEL# | 1    | 2    | 3    | 4    | 5    | 6    | 7    | 8    | 9    | 10   | 11   | 12   |
|--------|------|------|------|------|------|------|------|------|------|------|------|------|
| 7711NA | 4137 | 4376 | 4565 | 4845 | 5241 | 5386 | 5734 | 6400 | 6718 | 7334 | 8172 | 9218 |

| OVERALL DIMENSIONS |      |      | SEAT DIMENSIONS |    |    | BACK DIMENSIONS |    |
|--------------------|------|------|-----------------|----|----|-----------------|----|
| W                  | D    | H    | W               | D  | H  | W               | H  |
| 55                 | 29.5 | 41.5 | 42              | 19 | 18 | 51              | 24 |

RTA 00



7712L (Left Arm)



7712R (Right Arm)

**IS Curve - Two Seater - Extended Back w/One Arm**  
 COM Yardage: 7  
 Freight Class: 300  
 Product Weight (lbs.): 99  
 Cubic Feet Per Carton: 62.75

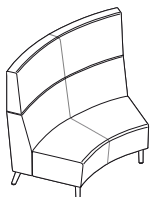
For Power/USB module please see electrical placement chart. Includes ganging hardware (1 side).

| MODEL# | 1    | 2    | 3    | 4    | 5    | 6    | 7    | 8    | 9    | 10   | 11   | 12    |
|--------|------|------|------|------|------|------|------|------|------|------|------|-------|
| 7712L  | 4967 | 5244 | 5462 | 5790 | 6255 | 6421 | 6826 | 7603 | 7975 | 8696 | 9673 | 10891 |

|       |      |      |      |      |      |      |      |      |      |      |      |       |
|-------|------|------|------|------|------|------|------|------|------|------|------|-------|
| 7712R | 4967 | 5244 | 5462 | 5790 | 6255 | 6421 | 6826 | 7603 | 7975 | 8696 | 9673 | 10891 |
|-------|------|------|------|------|------|------|------|------|------|------|------|-------|

| OVERALL DIMENSIONS |      |    | SEAT DIMENSIONS |    |    | BACK DIMENSIONS |    |
|--------------------|------|----|-----------------|----|----|-----------------|----|
| W                  | D    | H  | W               | D  | H  | W               | H  |
| 57                 | 29.5 | 47 | 42              | 19 | 18 | 51              | 29 |

RTA 00



**Armless IS Curve - Two Seater - Extended Back**  
 COM Yardage: 6.75  
 Freight Class: 29.5  
 Product Weight (lbs.): 89  
 Cubic Feet Per Carton: 6.75

For Power/USB module please see electrical placement chart. Includes ganging hardware (2 sides).

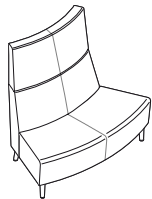
| MODEL# | 1    | 2    | 3    | 4    | 5    | 6    | 7    | 8    | 9    | 10   | 11   | 12    |
|--------|------|------|------|------|------|------|------|------|------|------|------|-------|
| 7712NA | 4553 | 4819 | 5030 | 5346 | 5793 | 5954 | 6346 | 7095 | 7455 | 8150 | 9091 | 10266 |

| OVERALL DIMENSIONS |      |    | SEAT DIMENSIONS |    |    | BACK DIMENSIONS |    |
|--------------------|------|----|-----------------|----|----|-----------------|----|
| W                  | D    | H  | W               | D  | H  | W               | H  |
| 55                 | 29.5 | 47 | 42              | 19 | 18 | 51              | 29 |

RTA 00

| DESCRIPTION   | FEATURES  | MODEL#   | STANDARD TEXTILE GRADES   |  |   |                           |                        |      |                        |                        |      |                        |    |    |  |          |          |          |          |          |          |          |          |          |          |  |               |      |      |      |      |      |      |      |      |      |      |      |       |              |      |      |      |      |      |      |      |      |      |      |      |       |
|---|---|----------|---|--|---|---------------------------|------------------------|------|------------------------|------------------------|------|------------------------|----|----|--|----------|----------|----------|----------|----------|----------|----------|----------|----------|----------|--|---------------|------|------|------|------|------|------|------|------|------|------|------|-------|--------------|------|------|------|------|------|------|------|------|------|------|------|-------|
|   |   |          | 1   | 2  | 3   | 4                         | 5                      | 6    | 7                      | 8                      | 9    | 10                     | 11 | 12 |  |          |          |          |          |          |          |          |          |          |          |  |               |      |      |      |      |      |      |      |      |      |      |      |       |              |      |      |      |      |      |      |      |      |      |      |      |       |
| <p><b>7713L</b> (Left Arm)</p>  | <p><b>7713R</b> (Right Arm)</p>   |          |   |  |   |                           |                        |      |                        |                        |      |                        |    |    |  |          |          |          |          |          |          |          |          |          |          |  |               |      |      |      |      |      |      |      |      |      |      |      |       |              |      |      |      |      |      |      |      |      |      |      |      |       |
|   |   |          | <p><b>OS Curve - Two Seater - Standard Back w/One Arm</b><br/>                     COM Yardage: 5.25<br/>                     Freight Class: 300<br/>                     Product Weight (lbs.): 82<br/>                     Cubic Feet Per Carton: 43</p>  | <p>For Power/USB module please see electrical placement chart. Includes ganging hardware (1 side).</p> | <table border="1"> <tr> <td colspan="3"><b>OVERALL DIMENSIONS</b></td> <td colspan="3"><b>SEAT DIMENSIONS</b></td> <td colspan="3"><b>BACK DIMENSIONS</b></td> <td colspan="3"></td> </tr> <tr> <td><b>W</b></td> <td><b>D</b></td> <td><b>H</b></td> <td><b>W</b></td> <td><b>D</b></td> <td><b>H</b></td> <td><b>W</b></td> <td><b>H</b></td> <td colspan="4"></td> </tr> <tr> <td>54.5</td> <td>29.5</td> <td>32</td> <td>48</td> <td>19</td> <td>18</td> <td>36</td> <td>14</td> <td colspan="4"></td> </tr> </table>   | <b>OVERALL DIMENSIONS</b> |                        |      | <b>SEAT DIMENSIONS</b> |                        |      | <b>BACK DIMENSIONS</b> |    |    |  |          |          | <b>W</b> | <b>D</b> | <b>H</b> | <b>W</b> | <b>D</b> | <b>H</b> | <b>W</b> | <b>H</b> |  |               |      |      | 54.5 | 29.5 | 32   | 48   | 19   | 18   | 36   | 14   |      |       |              |      |      |      |      |      |      |      |      |      |      |      |       |
| <b>OVERALL DIMENSIONS</b>   |   |          | <b>SEAT DIMENSIONS</b>  |  |   | <b>BACK DIMENSIONS</b>    |                        |      |                        |                        |      |                        |    |    |  |          |          |          |          |          |          |          |          |          |          |  |               |      |      |      |      |      |      |      |      |      |      |      |       |              |      |      |      |      |      |      |      |      |      |      |      |       |
| <b>W</b>  | <b>D</b>  | <b>H</b> | <b>W</b>  | <b>D</b>   | <b>H</b>  | <b>W</b>                  | <b>H</b>               |      |                        |                        |      |                        |    |    |  |          |          |          |          |          |          |          |          |          |          |  |               |      |      |      |      |      |      |      |      |      |      |      |       |              |      |      |      |      |      |      |      |      |      |      |      |       |
| 54.5  | 29.5  | 32       | 48  | 19   | 18  | 36                        | 14                     |      |                        |                        |      |                        |    |    |  |          |          |          |          |          |          |          |          |          |          |  |               |      |      |      |      |      |      |      |      |      |      |      |       |              |      |      |      |      |      |      |      |      |      |      |      |       |
|   |   |          | <table border="1"> <tr> <td colspan="12"></td> </tr> <tr> <td><b>7713L</b></td> <td>3676</td> <td>3888</td> <td>4049</td> <td>4296</td> <td>4644</td> <td>4769</td> <td>5074</td> <td>5654</td> <td>5936</td> <td>6473</td> <td>7206</td> <td>8122</td> </tr> <tr> <td><b>7713R</b></td> <td>3676</td> <td>3888</td> <td>4049</td> <td>4296</td> <td>4644</td> <td>4769</td> <td>5074</td> <td>5654</td> <td>5936</td> <td>6473</td> <td>7206</td> <td>8122</td> </tr> </table>   |  |   |                           |                        |      |                        |                        |      |                        |    |    |  |          |          |          |          |          |          |          |          |          |          |  | <b>7713L</b>  | 3676 | 3888 | 4049 | 4296 | 4644 | 4769 | 5074 | 5654 | 5936 | 6473 | 7206 | 8122  | <b>7713R</b> | 3676 | 3888 | 4049 | 4296 | 4644 | 4769 | 5074 | 5654 | 5936 | 6473 | 7206 | 8122  |
|   |   |          |   |  |   |                           |                        |      |                        |                        |      |                        |    |    |  |          |          |          |          |          |          |          |          |          |          |  |               |      |      |      |      |      |      |      |      |      |      |      |       |              |      |      |      |      |      |      |      |      |      |      |      |       |
| <b>7713L</b>  | 3676  | 3888     | 4049  | 4296   | 4644  | 4769                      | 5074                   | 5654 | 5936                   | 6473                   | 7206 | 8122                   |    |    |  |          |          |          |          |          |          |          |          |          |          |  |               |      |      |      |      |      |      |      |      |      |      |      |       |              |      |      |      |      |      |      |      |      |      |      |      |       |
| <b>7713R</b>  | 3676  | 3888     | 4049  | 4296   | 4644  | 4769                      | 5074                   | 5654 | 5936                   | 6473                   | 7206 | 8122                   |    |    |  |          |          |          |          |          |          |          |          |          |          |  |               |      |      |      |      |      |      |      |      |      |      |      |       |              |      |      |      |      |      |      |      |      |      |      |      |       |
|   |   |          | <table border="1"> <tr> <td colspan="12"></td> </tr> <tr> <td><b>7713NA</b></td> <td>3258</td> <td>3437</td> <td>3576</td> <td>3790</td> <td>4088</td> <td>4195</td> <td>4455</td> <td>4954</td> <td>5194</td> <td>5656</td> <td>6286</td> <td>7068</td> </tr> </table>   |  |   |                           |                        |      |                        |                        |      |                        |    |    |  |          |          |          |          |          |          |          |          |          |          |  | <b>7713NA</b> | 3258 | 3437 | 3576 | 3790 | 4088 | 4195 | 4455 | 4954 | 5194 | 5656 | 6286 | 7068  |              |      |      |      |      |      |      |      |      |      |      |      |       |
|   |   |          |   |  |   |                           |                        |      |                        |                        |      |                        |    |    |  |          |          |          |          |          |          |          |          |          |          |  |               |      |      |      |      |      |      |      |      |      |      |      |       |              |      |      |      |      |      |      |      |      |      |      |      |       |
| <b>7713NA</b>   | 3258  | 3437     | 3576  | 3790   | 4088  | 4195                      | 4455                   | 4954 | 5194                   | 5656                   | 6286 | 7068                   |    |    |  |          |          |          |          |          |          |          |          |          |          |  |               |      |      |      |      |      |      |      |      |      |      |      |       |              |      |      |      |      |      |      |      |      |      |      |      |       |
| <p><b>Armless OS Curve - Two Seater - Standard Back</b><br/>                     COM Yardage: 4.5<br/>                     Freight Class: 300<br/>                     Product Weight (lbs.): 72<br/>                     Cubic Feet Per Carton: 43</p> | <p>For Power/USB module please see electrical placement chart. Includes ganging hardware (2 sides).</p> |          |   |  |   |                           |                        |      |                        |                        |      |                        |    |    |  |          |          |          |          |          |          |          |          |          |          |  |               |      |      |      |      |      |      |      |      |      |      |      |       |              |      |      |      |      |      |      |      |      |      |      |      |       |
|   |   |          | <table border="1"> <tr> <td colspan="3"><b>OVERALL DIMENSIONS</b></td> <td colspan="3"><b>SEAT DIMENSIONS</b></td> <td colspan="3"><b>BACK DIMENSIONS</b></td> <td colspan="3"></td> </tr> <tr> <td><b>W</b></td> <td><b>D</b></td> <td><b>H</b></td> <td><b>W</b></td> <td><b>D</b></td> <td><b>H</b></td> <td><b>W</b></td> <td><b>H</b></td> <td colspan="4"></td> </tr> <tr> <td>54</td> <td>29.5</td> <td>32</td> <td>48</td> <td>19</td> <td>18</td> <td>36</td> <td>14</td> <td colspan="4"></td> </tr> </table>   | <b>OVERALL DIMENSIONS</b>  |   |                           | <b>SEAT DIMENSIONS</b> |      |                        | <b>BACK DIMENSIONS</b> |      |                        |    |    |  | <b>W</b> | <b>D</b> | <b>H</b> | <b>W</b> | <b>D</b> | <b>H</b> | <b>W</b> | <b>H</b> |          |          |  |               | 54   | 29.5 | 32   | 48   | 19   | 18   | 36   | 14   |      |      |      |       |              |      |      |      |      |      |      |      |      |      |      |      |       |
| <b>OVERALL DIMENSIONS</b>   |   |          | <b>SEAT DIMENSIONS</b>  |  |   | <b>BACK DIMENSIONS</b>    |                        |      |                        |                        |      |                        |    |    |  |          |          |          |          |          |          |          |          |          |          |  |               |      |      |      |      |      |      |      |      |      |      |      |       |              |      |      |      |      |      |      |      |      |      |      |      |       |
| <b>W</b>  | <b>D</b>  | <b>H</b> | <b>W</b>  | <b>D</b>   | <b>H</b>  | <b>W</b>                  | <b>H</b>               |      |                        |                        |      |                        |    |    |  |          |          |          |          |          |          |          |          |          |          |  |               |      |      |      |      |      |      |      |      |      |      |      |       |              |      |      |      |      |      |      |      |      |      |      |      |       |
| 54  | 29.5  | 32       | 48  | 19   | 18  | 36                        | 14                     |      |                        |                        |      |                        |    |    |  |          |          |          |          |          |          |          |          |          |          |  |               |      |      |      |      |      |      |      |      |      |      |      |       |              |      |      |      |      |      |      |      |      |      |      |      |       |
|   |   |          | <table border="1"> <tr> <td colspan="12"></td> </tr> <tr> <td><b>7713NA</b></td> <td>3258</td> <td>3437</td> <td>3576</td> <td>3790</td> <td>4088</td> <td>4195</td> <td>4455</td> <td>4954</td> <td>5194</td> <td>5656</td> <td>6286</td> <td>7068</td> </tr> </table>   |  |   |                           |                        |      |                        |                        |      |                        |    |    |  |          |          |          |          |          |          |          |          |          |          |  | <b>7713NA</b> | 3258 | 3437 | 3576 | 3790 | 4088 | 4195 | 4455 | 4954 | 5194 | 5656 | 6286 | 7068  |              |      |      |      |      |      |      |      |      |      |      |      |       |
|   |   |          |   |  |   |                           |                        |      |                        |                        |      |                        |    |    |  |          |          |          |          |          |          |          |          |          |          |  |               |      |      |      |      |      |      |      |      |      |      |      |       |              |      |      |      |      |      |      |      |      |      |      |      |       |
| <b>7713NA</b>   | 3258  | 3437     | 3576  | 3790   | 4088  | 4195                      | 4455                   | 4954 | 5194                   | 5656                   | 6286 | 7068                   |    |    |  |          |          |          |          |          |          |          |          |          |          |  |               |      |      |      |      |      |      |      |      |      |      |      |       |              |      |      |      |      |      |      |      |      |      |      |      |       |
| <p><b>7714L</b> (Left Arm)</p>  | <p><b>7714R</b> (Right Arm)</p>   |          |   |  |   |                           |                        |      |                        |                        |      |                        |    |    |  |          |          |          |          |          |          |          |          |          |          |  |               |      |      |      |      |      |      |      |      |      |      |      |       |              |      |      |      |      |      |      |      |      |      |      |      |       |
|   |   |          | <p><b>OS Curve - Two Seater - High Back w/One Arm</b><br/>                     COM Yardage: 6.5<br/>                     Freight Class: 300<br/>                     Product Weight (lbs.): 88<br/>                     Cubic Feet Per Carton: 54</p>   | <p>For Power/USB module please see electrical placement chart. Includes ganging hardware (1 side).</p> | <table border="1"> <tr> <td colspan="3"><b>OVERALL DIMENSIONS</b></td> <td colspan="3"><b>SEAT DIMENSIONS</b></td> <td colspan="3"><b>BACK DIMENSIONS</b></td> <td colspan="3"></td> </tr> <tr> <td><b>W</b></td> <td><b>D</b></td> <td><b>H</b></td> <td><b>W</b></td> <td><b>D</b></td> <td><b>H</b></td> <td><b>W</b></td> <td><b>H</b></td> <td colspan="4"></td> </tr> <tr> <td>54.5</td> <td>29.5</td> <td>41.5</td> <td>48</td> <td>19</td> <td>18</td> <td>36</td> <td>24</td> <td colspan="4"></td> </tr> </table> | <b>OVERALL DIMENSIONS</b> |                        |      | <b>SEAT DIMENSIONS</b> |                        |      | <b>BACK DIMENSIONS</b> |    |    |  |          |          | <b>W</b> | <b>D</b> | <b>H</b> | <b>W</b> | <b>D</b> | <b>H</b> | <b>W</b> | <b>H</b> |  |               |      |      | 54.5 | 29.5 | 41.5 | 48   | 19   | 18   | 36   | 24   |      |       |              |      |      |      |      |      |      |      |      |      |      |      |       |
| <b>OVERALL DIMENSIONS</b>   |   |          | <b>SEAT DIMENSIONS</b>  |  |   | <b>BACK DIMENSIONS</b>    |                        |      |                        |                        |      |                        |    |    |  |          |          |          |          |          |          |          |          |          |          |  |               |      |      |      |      |      |      |      |      |      |      |      |       |              |      |      |      |      |      |      |      |      |      |      |      |       |
| <b>W</b>  | <b>D</b>  | <b>H</b> | <b>W</b>  | <b>D</b>   | <b>H</b>  | <b>W</b>                  | <b>H</b>               |      |                        |                        |      |                        |    |    |  |          |          |          |          |          |          |          |          |          |          |  |               |      |      |      |      |      |      |      |      |      |      |      |       |              |      |      |      |      |      |      |      |      |      |      |      |       |
| 54.5  | 29.5  | 41.5     | 48  | 19   | 18  | 36                        | 24                     |      |                        |                        |      |                        |    |    |  |          |          |          |          |          |          |          |          |          |          |  |               |      |      |      |      |      |      |      |      |      |      |      |       |              |      |      |      |      |      |      |      |      |      |      |      |       |
|   |   |          | <table border="1"> <tr> <td colspan="12"></td> </tr> <tr> <td><b>7714L</b></td> <td>4292</td> <td>4552</td> <td>4754</td> <td>5059</td> <td>5489</td> <td>5644</td> <td>6022</td> <td>6741</td> <td>7086</td> <td>7757</td> <td>8664</td> <td>9795</td> </tr> <tr> <td><b>7714R</b></td> <td>4292</td> <td>4552</td> <td>4754</td> <td>5059</td> <td>5489</td> <td>5644</td> <td>6022</td> <td>6741</td> <td>7086</td> <td>7757</td> <td>8664</td> <td>9795</td> </tr> </table>   |  |   |                           |                        |      |                        |                        |      |                        |    |    |  |          |          |          |          |          |          |          |          |          |          |  | <b>7714L</b>  | 4292 | 4552 | 4754 | 5059 | 5489 | 5644 | 6022 | 6741 | 7086 | 7757 | 8664 | 9795  | <b>7714R</b> | 4292 | 4552 | 4754 | 5059 | 5489 | 5644 | 6022 | 6741 | 7086 | 7757 | 8664 | 9795  |
|   |   |          |   |  |   |                           |                        |      |                        |                        |      |                        |    |    |  |          |          |          |          |          |          |          |          |          |          |  |               |      |      |      |      |      |      |      |      |      |      |      |       |              |      |      |      |      |      |      |      |      |      |      |      |       |
| <b>7714L</b>  | 4292  | 4552     | 4754  | 5059   | 5489  | 5644                      | 6022                   | 6741 | 7086                   | 7757                   | 8664 | 9795                   |    |    |  |          |          |          |          |          |          |          |          |          |          |  |               |      |      |      |      |      |      |      |      |      |      |      |       |              |      |      |      |      |      |      |      |      |      |      |      |       |
| <b>7714R</b>  | 4292  | 4552     | 4754  | 5059   | 5489  | 5644                      | 6022                   | 6741 | 7086                   | 7757                   | 8664 | 9795                   |    |    |  |          |          |          |          |          |          |          |          |          |          |  |               |      |      |      |      |      |      |      |      |      |      |      |       |              |      |      |      |      |      |      |      |      |      |      |      |       |
|   |   |          | <table border="1"> <tr> <td colspan="12"></td> </tr> <tr> <td><b>7714NA</b></td> <td>3885</td> <td>4123</td> <td>4311</td> <td>4591</td> <td>4988</td> <td>5133</td> <td>5481</td> <td>6145</td> <td>6466</td> <td>7082</td> <td>7920</td> <td>8965</td> </tr> </table>   |  |   |                           |                        |      |                        |                        |      |                        |    |    |  |          |          |          |          |          |          |          |          |          |          |  | <b>7714NA</b> | 3885 | 4123 | 4311 | 4591 | 4988 | 5133 | 5481 | 6145 | 6466 | 7082 | 7920 | 8965  |              |      |      |      |      |      |      |      |      |      |      |      |       |
|   |   |          |   |  |   |                           |                        |      |                        |                        |      |                        |    |    |  |          |          |          |          |          |          |          |          |          |          |  |               |      |      |      |      |      |      |      |      |      |      |      |       |              |      |      |      |      |      |      |      |      |      |      |      |       |
| <b>7714NA</b>   | 3885  | 4123     | 4311  | 4591   | 4988  | 5133                      | 5481                   | 6145 | 6466                   | 7082                   | 7920 | 8965                   |    |    |  |          |          |          |          |          |          |          |          |          |          |  |               |      |      |      |      |      |      |      |      |      |      |      |       |              |      |      |      |      |      |      |      |      |      |      |      |       |
| <p><b>Armless OS Curve - Two Seater - High Back</b><br/>                     COM Yardage: 6<br/>                     Freight Class: 300<br/>                     Product Weight (lbs.): 78<br/>                     Cubic Feet Per Carton: 54</p>       | <p>For Power/USB module please see electrical placement chart. Includes ganging hardware (2 sides).</p> |          |   |  |   |                           |                        |      |                        |                        |      |                        |    |    |  |          |          |          |          |          |          |          |          |          |          |  |               |      |      |      |      |      |      |      |      |      |      |      |       |              |      |      |      |      |      |      |      |      |      |      |      |       |
|   |   |          | <table border="1"> <tr> <td colspan="3"><b>OVERALL DIMENSIONS</b></td> <td colspan="3"><b>SEAT DIMENSIONS</b></td> <td colspan="3"><b>BACK DIMENSIONS</b></td> <td colspan="3"></td> </tr> <tr> <td><b>W</b></td> <td><b>D</b></td> <td><b>H</b></td> <td><b>W</b></td> <td><b>D</b></td> <td><b>H</b></td> <td><b>W</b></td> <td><b>H</b></td> <td colspan="4"></td> </tr> <tr> <td>54</td> <td>29.5</td> <td>41.5</td> <td>48</td> <td>19</td> <td>18</td> <td>36</td> <td>24</td> <td colspan="4"></td> </tr> </table> | <b>OVERALL DIMENSIONS</b>  |   |                           | <b>SEAT DIMENSIONS</b> |      |                        | <b>BACK DIMENSIONS</b> |      |                        |    |    |  | <b>W</b> | <b>D</b> | <b>H</b> | <b>W</b> | <b>D</b> | <b>H</b> | <b>W</b> | <b>H</b> |          |          |  |               | 54   | 29.5 | 41.5 | 48   | 19   | 18   | 36   | 24   |      |      |      |       |              |      |      |      |      |      |      |      |      |      |      |      |       |
| <b>OVERALL DIMENSIONS</b>   |   |          | <b>SEAT DIMENSIONS</b>  |  |   | <b>BACK DIMENSIONS</b>    |                        |      |                        |                        |      |                        |    |    |  |          |          |          |          |          |          |          |          |          |          |  |               |      |      |      |      |      |      |      |      |      |      |      |       |              |      |      |      |      |      |      |      |      |      |      |      |       |
| <b>W</b>  | <b>D</b>  | <b>H</b> | <b>W</b>  | <b>D</b>   | <b>H</b>  | <b>W</b>                  | <b>H</b>               |      |                        |                        |      |                        |    |    |  |          |          |          |          |          |          |          |          |          |          |  |               |      |      |      |      |      |      |      |      |      |      |      |       |              |      |      |      |      |      |      |      |      |      |      |      |       |
| 54  | 29.5  | 41.5     | 48  | 19   | 18  | 36                        | 24                     |      |                        |                        |      |                        |    |    |  |          |          |          |          |          |          |          |          |          |          |  |               |      |      |      |      |      |      |      |      |      |      |      |       |              |      |      |      |      |      |      |      |      |      |      |      |       |
|   |   |          | <table border="1"> <tr> <td colspan="12"></td> </tr> <tr> <td><b>7714NA</b></td> <td>3885</td> <td>4123</td> <td>4311</td> <td>4591</td> <td>4988</td> <td>5133</td> <td>5481</td> <td>6145</td> <td>6466</td> <td>7082</td> <td>7920</td> <td>8965</td> </tr> </table>   |  |   |                           |                        |      |                        |                        |      |                        |    |    |  |          |          |          |          |          |          |          |          |          |          |  | <b>7714NA</b> | 3885 | 4123 | 4311 | 4591 | 4988 | 5133 | 5481 | 6145 | 6466 | 7082 | 7920 | 8965  |              |      |      |      |      |      |      |      |      |      |      |      |       |
|   |   |          |   |  |   |                           |                        |      |                        |                        |      |                        |    |    |  |          |          |          |          |          |          |          |          |          |          |  |               |      |      |      |      |      |      |      |      |      |      |      |       |              |      |      |      |      |      |      |      |      |      |      |      |       |
| <b>7714NA</b>   | 3885  | 4123     | 4311  | 4591   | 4988  | 5133                      | 5481                   | 6145 | 6466                   | 7082                   | 7920 | 8965                   |    |    |  |          |          |          |          |          |          |          |          |          |          |  |               |      |      |      |      |      |      |      |      |      |      |      |       |              |      |      |      |      |      |      |      |      |      |      |      |       |
| <p><b>7715L</b> (Left Arm)</p>  | <p><b>7715R</b> (Right Arm)</p>   |          |   |  |   |                           |                        |      |                        |                        |      |                        |    |    |  |          |          |          |          |          |          |          |          |          |          |  |               |      |      |      |      |      |      |      |      |      |      |      |       |              |      |      |      |      |      |      |      |      |      |      |      |       |
|   |   |          | <p><b>OS Curve - Two Seater - Extended Back w/One Arm</b><br/>                     COM Yardage: 7<br/>                     Freight Class: 300<br/>                     Product Weight (lbs.): 93<br/>                     Cubic Feet Per Carton: 62.75</p>  | <p>For Power/USB module please see electrical placement chart. Includes ganging hardware (1 side).</p> | <table border="1"> <tr> <td colspan="3"><b>OVERALL DIMENSIONS</b></td> <td colspan="3"><b>SEAT DIMENSIONS</b></td> <td colspan="3"><b>BACK DIMENSIONS</b></td> <td colspan="3"></td> </tr> <tr> <td><b>W</b></td> <td><b>D</b></td> <td><b>H</b></td> <td><b>W</b></td> <td><b>D</b></td> <td><b>H</b></td> <td><b>W</b></td> <td><b>H</b></td> <td colspan="4"></td> </tr> <tr> <td>54.5</td> <td>29.5</td> <td>47</td> <td>48</td> <td>19</td> <td>18</td> <td>36</td> <td>29</td> <td colspan="4"></td> </tr> </table>   | <b>OVERALL DIMENSIONS</b> |                        |      | <b>SEAT DIMENSIONS</b> |                        |      | <b>BACK DIMENSIONS</b> |    |    |  |          |          | <b>W</b> | <b>D</b> | <b>H</b> | <b>W</b> | <b>D</b> | <b>H</b> | <b>W</b> | <b>H</b> |  |               |      |      | 54.5 | 29.5 | 47   | 48   | 19   | 18   | 36   | 29   |      |       |              |      |      |      |      |      |      |      |      |      |      |      |       |
| <b>OVERALL DIMENSIONS</b>   |   |          | <b>SEAT DIMENSIONS</b>  |  |   | <b>BACK DIMENSIONS</b>    |                        |      |                        |                        |      |                        |    |    |  |          |          |          |          |          |          |          |          |          |          |  |               |      |      |      |      |      |      |      |      |      |      |      |       |              |      |      |      |      |      |      |      |      |      |      |      |       |
| <b>W</b>  | <b>D</b>  | <b>H</b> | <b>W</b>  | <b>D</b>   | <b>H</b>  | <b>W</b>                  | <b>H</b>               |      |                        |                        |      |                        |    |    |  |          |          |          |          |          |          |          |          |          |          |  |               |      |      |      |      |      |      |      |      |      |      |      |       |              |      |      |      |      |      |      |      |      |      |      |      |       |
| 54.5  | 29.5  | 47       | 48  | 19   | 18  | 36                        | 29                     |      |                        |                        |      |                        |    |    |  |          |          |          |          |          |          |          |          |          |          |  |               |      |      |      |      |      |      |      |      |      |      |      |       |              |      |      |      |      |      |      |      |      |      |      |      |       |
|   |   |          | <table border="1"> <tr> <td colspan="12"></td> </tr> <tr> <td><b>7715L</b></td> <td>4686</td> <td>4964</td> <td>5182</td> <td>5512</td> <td>5975</td> <td>6142</td> <td>6547</td> <td>7323</td> <td>7695</td> <td>8416</td> <td>9393</td> <td>10614</td> </tr> <tr> <td><b>7715R</b></td> <td>4686</td> <td>4964</td> <td>5182</td> <td>5512</td> <td>5975</td> <td>6142</td> <td>6547</td> <td>7323</td> <td>7695</td> <td>8416</td> <td>9393</td> <td>10614</td> </tr> </table>   |  |   |                           |                        |      |                        |                        |      |                        |    |    |  |          |          |          |          |          |          |          |          |          |          |  | <b>7715L</b>  | 4686 | 4964 | 5182 | 5512 | 5975 | 6142 | 6547 | 7323 | 7695 | 8416 | 9393 | 10614 | <b>7715R</b> | 4686 | 4964 | 5182 | 5512 | 5975 | 6142 | 6547 | 7323 | 7695 | 8416 | 9393 | 10614 |
|   |   |          |   |  |   |                           |                        |      |                        |                        |      |                        |    |    |  |          |          |          |          |          |          |          |          |          |          |  |               |      |      |      |      |      |      |      |      |      |      |      |       |              |      |      |      |      |      |      |      |      |      |      |      |       |
| <b>7715L</b>  | 4686  | 4964     | 5182  | 5512   | 5975  | 6142                      | 6547                   | 7323 | 7695                   | 8416                   | 9393 | 10614                  |    |    |  |          |          |          |          |          |          |          |          |          |          |  |               |      |      |      |      |      |      |      |      |      |      |      |       |              |      |      |      |      |      |      |      |      |      |      |      |       |
| <b>7715R</b>  | 4686  | 4964     | 5182  | 5512   | 5975  | 6142                      | 6547                   | 7323 | 7695                   | 8416                   | 9393 | 10614                  |    |    |  |          |          |          |          |          |          |          |          |          |          |  |               |      |      |      |      |      |      |      |      |      |      |      |       |              |      |      |      |      |      |      |      |      |      |      |      |       |
|   |   |          | <table border="1"> <tr> <td colspan="12"></td> </tr> <tr> <td><b>7715NA</b></td> <td>4292</td> <td>4552</td> <td>4754</td> <td>5059</td> <td>5489</td> <td>5644</td> <td>6022</td> <td>6741</td> <td>7086</td> <td>7757</td> <td>8664</td> <td>9795</td> </tr> </table>   |  |   |                           |                        |      |                        |                        |      |                        |    |    |  |          |          |          |          |          |          |          |          |          |          |  | <b>7715NA</b> | 4292 | 4552 | 4754 | 5059 | 5489 | 5644 | 6022 | 6741 | 7086 | 7757 | 8664 | 9795  |              |      |      |      |      |      |      |      |      |      |      |      |       |
|   |   |          |   |  |   |                           |                        |      |                        |                        |      |                        |    |    |  |          |          |          |          |          |          |          |          |          |          |  |               |      |      |      |      |      |      |      |      |      |      |      |       |              |      |      |      |      |      |      |      |      |      |      |      |       |
| <b>7715NA</b>   | 4292  | 4552     | 4754  | 5059   | 5489  | 5644                      | 6022                   | 6741 | 7086                   | 7757                   | 8664 | 9795                   |    |    |  |          |          |          |          |          |          |          |          |          |          |  |               |      |      |      |      |      |      |      |      |      |      |      |       |              |      |      |      |      |      |      |      |      |      |      |      |       |

DESCRIPTION FEATURES MODEL# STANDARD TEXTILE GRADES



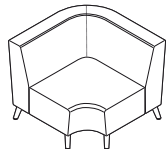
**Armless OS Curve - Two Seater - Ext. High Back**  
 COM Yardage: 6.75  
 Freight Class: 300  
 Product Weight (lbs.): 83  
 Cubic Feet Per Carton: 62.75

For Power/USB module please see electrical placement chart. Includes ganging hardware (2 sides).

| MODEL# | 1    | 2    | 3    | 4    | 5    | 6    | 7    | 8    | 9    | 10   | 11   | 12   |
|--------|------|------|------|------|------|------|------|------|------|------|------|------|
| 7715NA | 4271 | 4537 | 4750 | 5064 | 5511 | 5672 | 6064 | 6814 | 7173 | 7868 | 8809 | 9986 |

| OVERALL DIMENSIONS |      |    | SEAT DIMENSIONS |    |    | BACK DIMENSIONS |    |
|--------------------|------|----|-----------------|----|----|-----------------|----|
| W                  | D    | H  | W               | D  | H  | W               | H  |
| 54                 | 29.5 | 47 | 48              | 19 | 18 | 36              | 28 |

RTA 00



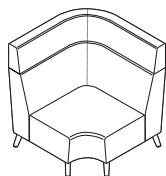
**Armless Corner Unit - Standard Back**  
 COM Yardage: 5.5  
 Freight Class: 300  
 Product Weight (lbs.): 75  
 Cubic Feet Per Carton: 49

For Power/USB module please see electrical placement chart. Includes ganging hardware (2 sides).

| MODEL# | 1    | 2    | 3    | 4    | 5    | 6    | 7    | 8    | 9    | 10   | 11   | 12   |
|--------|------|------|------|------|------|------|------|------|------|------|------|------|
| 7716   | 3980 | 4199 | 4373 | 4627 | 4995 | 5124 | 5443 | 6054 | 6345 | 6912 | 7681 | 8637 |

| OVERALL DIMENSIONS |    |    | SEAT DIMENSIONS |    |    | BACK DIMENSIONS |    |
|--------------------|----|----|-----------------|----|----|-----------------|----|
| W                  | D  | H  | W               | D  | H  | W               | H  |
| 38                 | 38 | 32 | 24              | 19 | 18 | 24              | 14 |

RTA 00



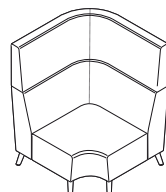
**Armless Corner Unit - High Back**  
 COM Yardage: 7.75  
 Freight Class: 300  
 Product Weight (lbs.): 82  
 Cubic Feet Per Carton: 49

For Power/USB module please see electrical placement chart. Includes ganging hardware (2 sides).

| MODEL# | 1    | 2    | 3    | 4    | 5    | 6    | 7    | 8    | 9    | 10   | 11    | 12    |
|--------|------|------|------|------|------|------|------|------|------|------|-------|-------|
| 7717   | 5041 | 5346 | 5588 | 5952 | 6467 | 6651 | 7099 | 7959 | 8371 | 9168 | 10250 | 11599 |

| OVERALL DIMENSIONS |    |      | SEAT DIMENSIONS |    |    | BACK DIMENSIONS |    |
|--------------------|----|------|-----------------|----|----|-----------------|----|
| W                  | D  | H    | W               | D  | H  | W               | H  |
| 38                 | 38 | 41.5 | 24              | 19 | 18 | 24              | 24 |

RTA 00



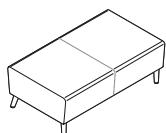
**Armless Corner Unit - Extended Back**  
 COM Yardage: 8.5  
 Freight Class: 300  
 Product Weight (lbs.): 88  
 Cubic Feet Per Carton: 49

For Power/USB module please see electrical placement chart. Includes ganging hardware (2 sides).

| MODEL# | 1    | 2    | 3    | 4    | 5    | 6    | 7    | 8    | 9    | 10   | 11    | 12    |
|--------|------|------|------|------|------|------|------|------|------|------|-------|-------|
| 7718   | 5339 | 5674 | 5939 | 6337 | 6900 | 7103 | 7596 | 8537 | 8991 | 9865 | 11052 | 12532 |

| OVERALL DIMENSIONS |    |    | SEAT DIMENSIONS |    |    | BACK DIMENSIONS |    |
|--------------------|----|----|-----------------|----|----|-----------------|----|
| W                  | D  | H  | W               | D  | H  | W               | H  |
| 38                 | 38 | 47 | 24              | 19 | 18 | 24              | 29 |

RTA 00



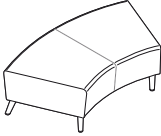
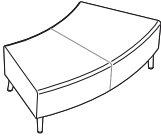
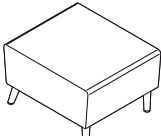
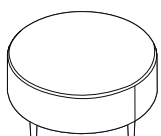
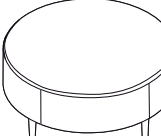
**Two Seater Bench**  
 COM Yardage: 2.25  
 Freight Class: 300  
 Product Weight (lbs.): 41  
 Cubic Feet Per Carton: 21.25

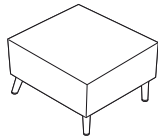
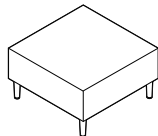
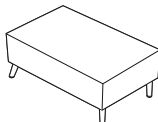

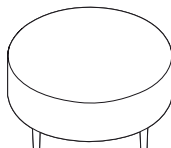
For Power/USB module please see electrical placement chart. Includes ganging hardware (2 sides).

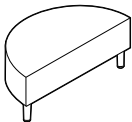
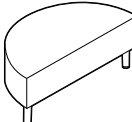
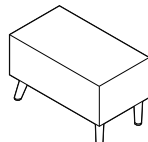
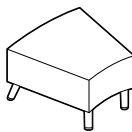
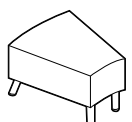
| MODEL# | 1    | 2    | 3    | 4    | 5    | 6    | 7    | 8    | 9    | 10   | 11   | 12   |
|--------|------|------|------|------|------|------|------|------|------|------|------|------|
| 7725   | 2036 | 2129 | 2200 | 2303 | 2453 | 2508 | 2638 | 2888 | 3006 | 3239 | 3553 | 3944 |

| OVERALL DIMENSIONS |    |      | SEAT DIMENSIONS |   |   | BACK DIMENSIONS |   |
|--------------------|----|------|-----------------|---|---|-----------------|---|
| W                  | D  | H    | W               | D | H | W               | H |
| 48.5               | 28 | 17.5 |                 |   |   |                 |   |

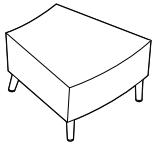
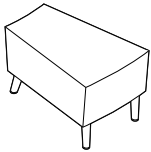
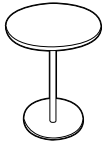
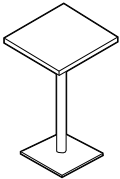
RTA 00

| DESCRIPTION  | FEATURES  | MODEL#             | STANDARD TEXTILE GRADES   |      |      |                        |      |      |                        |      |      |      |      |      |  |  |  |
|--|---|--------------------|---------------------------|------|------|------------------------|------|------|------------------------|------|------|------|------|------|--|--|--|
|  |   |                    | 1                         | 2    | 3    | 4                      | 5    | 6    | 7                      | 8    | 9    | 10   | 11   | 12   |  |  |  |
|  <p><b>IS Curve - Two Seater Bench</b><br/>COM Yardage: 3<br/>Freight Class: 300<br/>Product Weight (lbs.): 41<br/>Cubic Feet Per Carton: 21.25</p>   | <p>For Power/USB module please see electrical placement chart.<br/>Includes ganging hardware (2 sides).</p> | <p><b>7726</b></p> | 2765                      | 2888 | 2981 | 3120                   | 3318 | 3391 | 3566                   | 3898 | 4057 | 4366 | 4785 | 5309 |  |  |  |
|  |   |                    | <b>OVERALL DIMENSIONS</b> |      |      | <b>SEAT DIMENSIONS</b> |      |      | <b>BACK DIMENSIONS</b> |      |      |      |      |      |  |  |  |
|  |   |                    | W                         | D    | H    | W                      | D    | H    | W                      | H    |      |      |      |      |  |  |  |
|  |   |                    | 54                        | 28   | 17.5 |                        |      |      |                        |      |      |      |      |      |  |  |  |
|  |   |                    | <b>RTA 00</b>             |      |      |                        |      |      |                        |      |      |      |      |      |  |  |  |
|  <p><b>OS Curve - Two Seater Bench</b><br/>COM Yardage: 3<br/>Freight Class: 300<br/>Product Weight (lbs.): 41<br/>Cubic Feet Per Carton: 21.25</p>   | <p>For Power/USB module please see electrical placement chart.<br/>Includes ganging hardware (2 sides).</p> | <p><b>7727</b></p> | 2765                      | 2888 | 2981 | 3120                   | 3318 | 3391 | 3566                   | 3898 | 4057 | 4366 | 4785 | 5309 |  |  |  |
|  |   |                    | <b>OVERALL DIMENSIONS</b> |      |      | <b>SEAT DIMENSIONS</b> |      |      | <b>BACK DIMENSIONS</b> |      |      |      |      |      |  |  |  |
|  |   |                    | W                         | D    | H    | W                      | D    | H    | W                      | H    |      |      |      |      |  |  |  |
|  |   |                    | 54                        | 28   | 17.5 |                        |      |      |                        |      |      |      |      |      |  |  |  |
|  |   |                    | <b>RTA 00</b>             |      |      |                        |      |      |                        |      |      |      |      |      |  |  |  |
|  <p><b>Square Single Seater Bench</b><br/>COM Yardage: 1.75<br/>Freight Class: 250<br/>Product Weight (lbs.): 30<br/>Cubic Feet Per Carton: 9.25</p> | <p>For Power/USB module please see electrical placement chart.<br/>Includes ganging hardware (2 sides).</p> | <p><b>7728</b></p> | 1392                      | 1464 | 1518 | 1600                   | 1715 | 1759 | 1859                   | 2055 | 2147 | 2326 | 2572 | 2875 |  |  |  |
|  |   |                    | <b>OVERALL DIMENSIONS</b> |      |      | <b>SEAT DIMENSIONS</b> |      |      | <b>BACK DIMENSIONS</b> |      |      |      |      |      |  |  |  |
|  |   |                    | W                         | D    | H    | W                      | D    | H    | W                      | H    |      |      |      |      |  |  |  |
|  |   |                    | 24.5                      | 28   | 17.5 |                        |      |      |                        |      |      |      |      |      |  |  |  |
|  |   |                    | <b>RTA 00</b>             |      |      |                        |      |      |                        |      |      |      |      |      |  |  |  |
|  <p><b>36" Dia. - Round Bench</b><br/>COM Yardage: 3<br/>Freight Class: 250<br/>Product Weight (lbs.): 46<br/>Cubic Feet Per Carton: 18.25</p>      | <p>No Power/USB module.<br/>No ganging hardware.</p>  | <p><b>7729</b></p> | 2043                      | 2166 | 2259 | 2400                   | 2599 | 2672 | 2845                   | 3176 | 3336 | 3644 | 4063 | 4587 |  |  |  |
|  |   |                    | <b>OVERALL DIMENSIONS</b> |      |      | <b>SEAT DIMENSIONS</b> |      |      | <b>BACK DIMENSIONS</b> |      |      |      |      |      |  |  |  |
|  |   |                    | W                         | D    | H    | W                      | D    | H    | W                      | H    |      |      |      |      |  |  |  |
|  |   |                    | 36                        | 36   | 17.5 |                        |      |      |                        |      |      |      |      |      |  |  |  |
|  |   |                    | <b>RTA 00</b>             |      |      |                        |      |      |                        |      |      |      |      |      |  |  |  |
|  <p><b>42" Dia. - Round Bench</b><br/>COM Yardage: 3.25<br/>Freight Class: 250<br/>Product Weight (lbs.): 50<br/>Cubic Feet Per Carton: 22</p>      | <p>No Power/USB module.<br/>No ganging hardware.</p>  | <p><b>7730</b></p> | 2351                      | 2480 | 2583 | 2737                   | 2949 | 3026 | 3215                   | 3578 | 3750 | 4083 | 4536 | 5103 |  |  |  |
|  |   |                    | <b>OVERALL DIMENSIONS</b> |      |      | <b>SEAT DIMENSIONS</b> |      |      | <b>BACK DIMENSIONS</b> |      |      |      |      |      |  |  |  |
|  |   |                    | W                         | D    | H    | W                      | D    | H    | W                      | H    |      |      |      |      |  |  |  |
|  |   |                    | 42                        | 42   | 17.5 |                        |      |      |                        |      |      |      |      |      |  |  |  |
|  |   |                    | <b>RTA 00</b>             |      |      |                        |      |      |                        |      |      |      |      |      |  |  |  |

| DESCRIPTION  | FEATURES  | MODEL# | STANDARD TEXTILE GRADES   |          |          |                        |          |          |                        |          |   |    |    |    |  |  |  |
|--|---|--------|---------------------------|----------|----------|------------------------|----------|----------|------------------------|----------|---|----|----|----|--|--|--|
|  |   |        | 1                         | 2        | 3        | 4                      | 5        | 6        | 7                      | 8        | 9 | 10 | 11 | 12 |  |  |  |
|  <p><b>30" Square Laminate Coffee Table</b><br/>COM Yardage: N/A<br/>Freight Class: 150<br/>Product Weight (lbs.): 61<br/>Cubic Feet Per Carton: 11.5</p>         | <p>For Power/USB module please see electrical placement chart. No ganging hardware.</p> | 7731   | 1300                      |          |          |                        |          |          |                        |          |   |    |    |    |  |  |  |
|  |   |        | <b>OVERALL DIMENSIONS</b> |          |          | <b>SEAT DIMENSIONS</b> |          |          | <b>BACK DIMENSIONS</b> |          |   |    |    |    |  |  |  |
|  |   |        | <b>W</b>                  | <b>D</b> | <b>H</b> | <b>W</b>               | <b>D</b> | <b>H</b> | <b>W</b>               | <b>H</b> |   |    |    |    |  |  |  |
|  |   |        | 30                        | 30       | 17       |                        |          |          |                        |          |   |    |    |    |  |  |  |
|  |   |        | RTA 00                    |          |          |                        |          |          |                        |          |   |    |    |    |  |  |  |
|  <p><b>36" Square Laminate Coffee Table</b><br/>COM Yardage: N/A<br/>Freight Class: 150<br/>Product Weight (lbs.): 85<br/>Cubic Feet Per Carton: 16.5</p>         | <p>For Power/USB module please see electrical placement chart. No ganging hardware.</p> | 7732   | 1477                      |          |          |                        |          |          |                        |          |   |    |    |    |  |  |  |
|  |   |        | <b>OVERALL DIMENSIONS</b> |          |          | <b>SEAT DIMENSIONS</b> |          |          | <b>BACK DIMENSIONS</b> |          |   |    |    |    |  |  |  |
|  |   |        | <b>W</b>                  | <b>D</b> | <b>H</b> | <b>W</b>               | <b>D</b> | <b>H</b> | <b>W</b>               | <b>H</b> |   |    |    |    |  |  |  |
|  |   |        | 36                        | 36       | 17       |                        |          |          |                        |          |   |    |    |    |  |  |  |
|  |   |        | RTA 00                    |          |          |                        |          |          |                        |          |   |    |    |    |  |  |  |
|  <p><b>Rectangular Laminate Coffee Table</b><br/>COM Yardage: N/A<br/>Freight Class: 150<br/>Product Weight (lbs.): 55<br/>Cubic Feet Per Carton: 11.5</p>       | <p>For Power/USB module please see electrical placement chart. No ganging hardware.</p> | 7733   | 1306                      |          |          |                        |          |          |                        |          |   |    |    |    |  |  |  |
|  |   |        | <b>OVERALL DIMENSIONS</b> |          |          | <b>SEAT DIMENSIONS</b> |          |          | <b>BACK DIMENSIONS</b> |          |   |    |    |    |  |  |  |
|  |   |        | <b>W</b>                  | <b>D</b> | <b>H</b> | <b>W</b>               | <b>D</b> | <b>H</b> | <b>W</b>               | <b>H</b> |   |    |    |    |  |  |  |
|  |   |        | 40                        | 20       | 17       |                        |          |          |                        |          |   |    |    |    |  |  |  |
|  |   |        | RTA 00                    |          |          |                        |          |          |                        |          |   |    |    |    |  |  |  |
|  <p><b>36" Dia. - Round Laminate Coffee Table</b><br/>COM Yardage: N/A<br/>Freight Class: 250<br/>Product Weight (lbs.): 63<br/>Cubic Feet Per Carton: 16.5</p> | <p>For Power/USB module please see electrical placement chart. No ganging hardware.</p> | 7734   | 1612                      |          |          |                        |          |          |                        |          |   |    |    |    |  |  |  |
|  |   |        | <b>OVERALL DIMENSIONS</b> |          |          | <b>SEAT DIMENSIONS</b> |          |          | <b>BACK DIMENSIONS</b> |          |   |    |    |    |  |  |  |
|  |   |        | <b>W</b>                  | <b>D</b> | <b>H</b> | <b>W</b>               | <b>D</b> | <b>H</b> | <b>W</b>               | <b>H</b> |   |    |    |    |  |  |  |
|  |   |        | 36                        | 36       | 17       |                        |          |          |                        |          |   |    |    |    |  |  |  |
|  |   |        | RTA 00                    |          |          |                        |          |          |                        |          |   |    |    |    |  |  |  |
|  <p><b>42" Dia. - Round Laminate Coffee Table</b><br/>COM Yardage: N/A<br/>Freight Class: 250<br/>Product Weight (lbs.): 85<br/>Cubic Feet Per Carton: 22</p>   | <p>For Power/USB module please see electrical placement chart. No ganging hardware.</p> | 7735   | 1762                      |          |          |                        |          |          |                        |          |   |    |    |    |  |  |  |
|  |   |        | <b>OVERALL DIMENSIONS</b> |          |          | <b>SEAT DIMENSIONS</b> |          |          | <b>BACK DIMENSIONS</b> |          |   |    |    |    |  |  |  |
|  |   |        | <b>W</b>                  | <b>D</b> | <b>H</b> | <b>W</b>               | <b>D</b> | <b>H</b> | <b>W</b>               | <b>H</b> |   |    |    |    |  |  |  |
|  |   |        | 42                        | 42       | 17       |                        |          |          |                        |          |   |    |    |    |  |  |  |
|  |   |        | RTA 00                    |          |          |                        |          |          |                        |          |   |    |    |    |  |  |  |

| DESCRIPTION   | FEATURES  | MODEL# | STANDARD TEXTILE GRADES |       |    |                 |   |   |                 |   |   |    |    |    |  |  |  |
|---|---|--------|-------------------------|-------|----|-----------------|---|---|-----------------|---|---|----|----|----|--|--|--|
|   |   |        | 1                       | 2     | 3  | 4               | 5 | 6 | 7               | 8 | 9 | 10 | 11 | 12 |  |  |  |
|  <p><b>36" Half Round Laminate Coffee Table</b><br/>                     COM Yardage: N/A<br/>                     Freight Class: 150<br/>                     Product Weight (lbs.): 37<br/>                     Cubic Feet Per Carton: 8.5</p>       | For Power/USB module please see electrical placement chart.<br>No ganging hardware.                 | 7736   | 1143                    |       |    |                 |   |   |                 |   |   |    |    |    |  |  |  |
|   |   |        | OVERALL DIMENSIONS      |       |    | SEAT DIMENSIONS |   |   | BACK DIMENSIONS |   |   |    |    |    |  |  |  |
|   |   |        | W                       | D     | H  | W               | D | H | W               | H |   |    |    |    |  |  |  |
|   |   |        | 36                      | 18    | 17 |                 |   |   |                 |   |   |    |    |    |  |  |  |
|   |   |        | RTA 00                  |       |    |                 |   |   |                 |   |   |    |    |    |  |  |  |
|  <p><b>42" Half Round Laminate Coffee Table</b><br/>                     COM Yardage: N/A<br/>                     Freight Class: 150<br/>                     Product Weight (lbs.): 48<br/>                     Cubic Feet Per Carton: 11.5</p>      | For Power/USB module please see electrical placement chart.<br>No ganging hardware.                 | 7737   | 1384                    |       |    |                 |   |   |                 |   |   |    |    |    |  |  |  |
|   |   |        | OVERALL DIMENSIONS      |       |    | SEAT DIMENSIONS |   |   | BACK DIMENSIONS |   |   |    |    |    |  |  |  |
|   |   |        | W                       | D     | H  | W               | D | H | W               | H |   |    |    |    |  |  |  |
|   |   |        | 42                      | 21    | 17 |                 |   |   |                 |   |   |    |    |    |  |  |  |
|   |   |        | RTA 00                  |       |    |                 |   |   |                 |   |   |    |    |    |  |  |  |
|  <p><b>Rectangular Laminate End Table</b><br/>                     COM Yardage: N/A<br/>                     Freight Class: 125<br/>                     Product Weight (lbs.): 34<br/>                     Cubic Feet Per Carton: 5.5</p>            | For Power/USB module please see electrical placement chart.<br>Includes ganging hardware (2 sides). | 7738   | 1309                    |       |    |                 |   |   |                 |   |   |    |    |    |  |  |  |
|   |   |        | OVERALL DIMENSIONS      |       |    | SEAT DIMENSIONS |   |   | BACK DIMENSIONS |   |   |    |    |    |  |  |  |
|   |   |        | W                       | D     | H  | W               | D | H | W               | H |   |    |    |    |  |  |  |
|   |   |        | 15                      | 27.25 | 17 |                 |   |   |                 |   |   |    |    |    |  |  |  |
|   |   |        | RTA 00                  |       |    |                 |   |   |                 |   |   |    |    |    |  |  |  |
|  <p><b>IS Curve Wide Wedge Laminate End Table</b><br/>                     COM Yardage: N/A<br/>                     Freight Class: 150<br/>                     Product Weight (lbs.): 50<br/>                     Cubic Feet Per Carton: 9.5</p>   | For Power/USB module please see electrical placement chart.<br>Includes ganging hardware (2 sides). | 7739   | 1728                    |       |    |                 |   |   |                 |   |   |    |    |    |  |  |  |
|   |   |        | OVERALL DIMENSIONS      |       |    | SEAT DIMENSIONS |   |   | BACK DIMENSIONS |   |   |    |    |    |  |  |  |
|   |   |        | W                       | D     | H  | W               | D | H | W               | H |   |    |    |    |  |  |  |
|   |   |        | 27.25                   | 27.25 | 17 |                 |   |   |                 |   |   |    |    |    |  |  |  |
|   |   |        | RTA 00                  |       |    |                 |   |   |                 |   |   |    |    |    |  |  |  |
|  <p><b>IS Curve Narrow Wedge Laminate End Table</b><br/>                     COM Yardage: N/A<br/>                     Freight Class: 150<br/>                     Product Weight (lbs.): 34<br/>                     Cubic Feet Per Carton: 6.5</p> | For Power/USB module please see electrical placement chart.<br>Includes ganging hardware (2 sides). | 7740   | 1400                    |       |    |                 |   |   |                 |   |   |    |    |    |  |  |  |
|   |   |        | OVERALL DIMENSIONS      |       |    | SEAT DIMENSIONS |   |   | BACK DIMENSIONS |   |   |    |    |    |  |  |  |
|   |   |        | W                       | D     | H  | W               | D | H | W               | H |   |    |    |    |  |  |  |
|   |   |        | 18.25                   | 27.25 | 17 |                 |   |   |                 |   |   |    |    |    |  |  |  |
|   |   |        | RTA 00                  |       |    |                 |   |   |                 |   |   |    |    |    |  |  |  |



| DESCRIPTION   | FEATURES   | MODEL# | STANDARD TEXTILE GRADES   |          |          |                        |          |          |                        |          |   |    |    |    |
|---|--|--------|---------------------------|----------|----------|------------------------|----------|----------|------------------------|----------|---|----|----|----|
|   |  |        | 1                         | 2        | 3        | 4                      | 5        | 6        | 7                      | 8        | 9 | 10 | 11 | 12 |
|  <p><b>OS Curve - Wide Wedge Laminate End Table</b><br/>                     COM Yardage: N/A<br/>                     Freight Class: 150<br/>                     Product Weight (lbs.): 50<br/>                     Cubic Feet Per Carton: 9.5</p>   | For Power/USB module please see electrical placement chart. Includes ganging hardware (2 sides). | 7741   | 1728                      |          |          |                        |          |          |                        |          |   |    |    |    |
|   |  |        | <b>OVERALL DIMENSIONS</b> |          |          | <b>SEAT DIMENSIONS</b> |          |          | <b>BACK DIMENSIONS</b> |          |   |    |    |    |
|   |  |        | <b>W</b>                  | <b>D</b> | <b>H</b> | <b>W</b>               | <b>D</b> | <b>H</b> | <b>W</b>               | <b>H</b> |   |    |    |    |
|   |  |        | 27.25                     | 27.25    | 17       |                        |          |          |                        |          |   |    |    |    |
|   |  |        | <b>RTA 00</b>             |          |          |                        |          |          |                        |          |   |    |    |    |
|  <p><b>OS Curve - Narrow Wedge Laminate End Table</b><br/>                     COM Yardage: N/A<br/>                     Freight Class: 150<br/>                     Product Weight (lbs.): 34<br/>                     Cubic Feet Per Carton: 6.5</p>   | For Power/USB module please see electrical placement chart. Includes ganging hardware (2 sides). | 7742   | 1400                      |          |          |                        |          |          |                        |          |   |    |    |    |
|   |  |        | <b>OVERALL DIMENSIONS</b> |          |          | <b>SEAT DIMENSIONS</b> |          |          | <b>BACK DIMENSIONS</b> |          |   |    |    |    |
|   |  |        | <b>W</b>                  | <b>D</b> | <b>H</b> | <b>W</b>               | <b>D</b> | <b>H</b> | <b>W</b>               | <b>H</b> |   |    |    |    |
|   |  |        | 18.25                     | 27.25    | 17       |                        |          |          |                        |          |   |    |    |    |
|   |  |        | <b>RTA 00</b>             |          |          |                        |          |          |                        |          |   |    |    |    |
|  <p><b>18" Dia. Round Laminate Laptop Table</b><br/>                     COM Yardage: N/A<br/>                     Freight Class: 150<br/>                     Product Weight (lbs.): 32<br/>                     Cubic Feet Per Carton: 6</p> | No Power/USB module. No ganging hardware.  | 7743   | 792                       |          |          |                        |          |          |                        |          |   |    |    |    |
|   |  |        | <b>OVERALL DIMENSIONS</b> |          |          | <b>SEAT DIMENSIONS</b> |          |          | <b>BACK DIMENSIONS</b> |          |   |    |    |    |
|   |  |        | <b>W</b>                  | <b>D</b> | <b>H</b> | <b>W</b>               | <b>D</b> | <b>H</b> | <b>W</b>               | <b>H</b> |   |    |    |    |
|   |  |        | 18                        | 18       | 25.25    |                        |          |          |                        |          |   |    |    |    |
|   |  |        | <b>RTA 00</b>             |          |          |                        |          |          |                        |          |   |    |    |    |
|  <p><b>16" Square Laminate Laptop Table</b><br/>                     COM Yardage: N/A<br/>                     Freight Class: 125<br/>                     Product Weight (lbs.): 36<br/>                     Cubic Feet Per Carton: 6</p>           | No Power/USB module. No ganging hardware.  | 7745   | 810                       |          |          |                        |          |          |                        |          |   |    |    |    |
|   |  |        | <b>OVERALL DIMENSIONS</b> |          |          | <b>SEAT DIMENSIONS</b> |          |          | <b>BACK DIMENSIONS</b> |          |   |    |    |    |
|   |  |        | <b>W</b>                  | <b>D</b> | <b>H</b> | <b>W</b>               | <b>D</b> | <b>H</b> | <b>W</b>               | <b>H</b> |   |    |    |    |
|   |  |        | 16                        | 16       | 25.25    |                        |          |          |                        |          |   |    |    |    |
|   |  |        | <b>RTA 00</b>             |          |          |                        |          |          |                        |          |   |    |    |    |

# LOUNGE

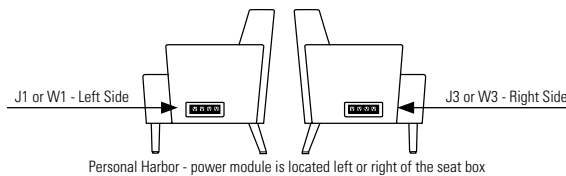
## RIVER™ PERSONAL HARBOR



Sample Layout

### ELECTRICAL PLACEMENT

Locations available on left side J1 (black) or W1 (white), right side J3 (black) or W3 (white) or both sides J1/J3 (black) or W1/W3 (white).



# RIVER™ PERSONAL HARBOR R

### STANDARD FEATURES

- River Personal Harbor is a line extension of the popular River modular seating series. For modular series see River price book pages.
- The freestanding soft seating models are available with standard height, high and extended high backs.
- The unique tapered legs (swaged legs) are made of welded steel, heavy duty construction, with each leg bolted directly to the frame. The extremely robust construction insures trouble free performance in any environment. All units have the same leg height of 6.5". The leg height makes it easier to clean under the product.
- Each leg is standard with adjustable black leveling glides and are non-marking. Wood legs and casters are not available.
- All cushions are fixed and non-removable (cushions will not migrate). Perimeter seams feature a decorative single stitch detail, which makes seams lay flat and adds extra seam strength.
- Seating frames are heavy duty with interlocking plywood, puzzle box construction, made for rugged active environments. Seats are high density with highly resilient foam and are equipped with a synthetic rubberized webbing suspension system for extra comfort.
- Front edge or face of the seat, angles slightly inward, so feet have freedom of movement and shoe heels don't rub on the seat. This inward slanting matches the inward angles of the back. Benches and connecting end tables also reflect the inward angles on the front and back faces, so all units coordinate in visual appearance.
- High Traffic (HT) units are rated at 350 lbs. active load per seat and 24/7 use. These units have the same puzzle box frame construction except that the framing wood is 1" thick, rotary cut, birch plywood and all arms, seat and back cushions are made with Ultracell Foam.
- High Traffic (HT) models are recommend to be specified in textiles that meet or exceed 100,000 double rubs for added abrasion performance.


- Check textile availability prior to specifying upholstery material. Leather not available on River Personal Harbor.

### OPTIONAL FEATURES

- Seating units can be specified with Power/USB terminals, which includes two power outlets, two double USB terminals and a black 60" three-prong power cord. Each Power/USB module is set in predetermined locations, as shown in the electrical illustrations below. Electrical units must be factory installed.
- To add a Power/USB module: From the electrical illustrations below, please specify **J1, W1, J2, W2, J3, W4, J4, W4, J6 or W6** after the product model number. Please note on seating units, if both right and left locations are required, add both **J1/J3 or W1/W3** to the model number. Add \$945 for each module/location required.
- Power/USB modules are available with either Jet Black (**J**) face plate with black Power/USB receptacles or with a White (**W**) face plate with white Power/USB receptacles.
- **Leg finish**  

|                      |                |
|----------------------|----------------|
| (CHM) Chrome         | (TBL) Black    |
| (TDW) Designer White | (TFO) Fog      |
| (TFR) Frost          | (TIV) Cloud    |
| (TKA) Kalua          | (TLA) Latte    |
| (TMO) Mocha          | (TNE) Nevada   |
| (TOA) Toast          | (TSH) Shadow   |
| (TSN) Sand           | (TTU) Tungsten |
- If more than one fabric or a fabric/vinyl combination is required, please fill out a "Seating Multiple Textile" form, specifying each fabric location. Please contact Customer Care for more information.

### DESCRIPTION



**Personal Harbor - Standard Back**  
 COM Yardage: 5.5  
 Freight Class: 150  
 Product Weight (lbs.): 50  
 Cubic Feet Per Carton: 9.5

### FEATURES

For Power/USB module please see electrical placement chart. Freestanding unit only.

### MODEL#

|             | 1      | 2      | 3      | 4      | 5      | 6      | 7      | 8      | 9      | 10     | 11     | 12     |
|-------------|--------|--------|--------|--------|--------|--------|--------|--------|--------|--------|--------|--------|
| <b>7746</b> | \$3866 | \$4092 | \$4271 | \$4541 | \$4922 | \$5103 | \$5448 | \$5998 | \$6423 | \$6895 | \$7867 | \$8904 |

### OVERALL DIMENSIONS

W D H

45 29.5 32

### SEAT DIMENSIONS

W D H


24 19 18

### BACK DIMENSIONS

W H

27 14

RTA 00



**Personal Harbor - High Back**  
 COM Yardage: 7.09  
 Freight Class: 150  
 Product Weight (lbs.): 86  
 Cubic Feet Per Carton: 9.5

For Power/USB module please see electrical placement chart. Freestanding unit only.

|             | 1      | 2      | 3      | 4      | 5      | 6      | 7      | 8      | 9      | 10     | 11      | 12      |
|-------------|--------|--------|--------|--------|--------|--------|--------|--------|--------|--------|---------|---------|
| <b>7747</b> | \$5435 | \$5753 | \$6005 | \$6384 | \$6922 | \$7174 | \$7660 | \$8438 | \$9036 | \$9700 | \$11072 | \$12532 |

### OVERALL DIMENSIONS

W D H

45 29.5 41.5

### SEAT DIMENSIONS

W D H





24 19 18

### BACK DIMENSIONS

W H

27 24

RTA 00

| DESCRIPTION   | FEATURES   | MODEL# | STANDARD TEXTILE GRADES   |          |          |                        |          |          |                        |          |         |         |         |         |
|---|--|--------|---------------------------|----------|----------|------------------------|----------|----------|------------------------|----------|---------|---------|---------|---------|
|   |  |        | 1                         | 2        | 3        | 4                      | 5        | 6        | 7                      | 8        | 9       | 10      | 11      | 12      |
|  <p><b>Personal Harbor - Extended Back</b><br/>COM Yardage: 8.5<br/>Freight Class: 150<br/>Product Weight (lbs.): 102<br/>Cubic Feet Per Carton: 9.5</p>   | <p>For Power/USB module please see electrical placement chart. Freestanding unit only.</p>                               | 7748   | \$6114                    | \$6462   | \$6739   | \$7157                 | \$7744   | \$8022   | \$8556                 | \$9407   | \$10064 | \$10794 | \$12295 | \$13896 |
|   |  |        | <b>OVERALL DIMENSIONS</b> |          |          | <b>SEAT DIMENSIONS</b> |          |          | <b>BACK DIMENSIONS</b> |          |         |         |         |         |
|   |  |        | <b>W</b>                  | <b>D</b> | <b>H</b> | <b>W</b>               | <b>D</b> | <b>H</b> | <b>W</b>               | <b>H</b> |         |         |         |         |
|   |  |        | 45                        | 29.5     | 47       | 24                     | 19       | 18       | 27                     | 29       |         |         |         |         |
|   |  |        | <b>RTA 00</b>             |          |          |                        |          |          |                        |          |         |         |         |         |
|  <p><b>Personal Harbor - Standard Back</b><br/>COM Yardage: 5.5<br/>Freight Class: 150<br/>Product Weight (lbs.): 50<br/>Cubic Feet Per Carton: 9.5</p>    | <p><b>High Traffic model</b><br/>For Power/USB module please see electrical placement chart. Freestanding unit only.</p> | 7786   | \$4416                    | \$4643   | \$4821   | \$5091                 | \$5472   | \$5653   | \$5999                 | \$6551   | \$6976  | \$7447  | \$8420  | \$9457  |
|   |  |        | <b>OVERALL DIMENSIONS</b> |          |          | <b>SEAT DIMENSIONS</b> |          |          | <b>BACK DIMENSIONS</b> |          |         |         |         |         |
|   |  |        | <b>W</b>                  | <b>D</b> | <b>H</b> | <b>W</b>               | <b>D</b> | <b>H</b> | <b>W</b>               | <b>H</b> |         |         |         |         |
|   |  |        | 45                        | 29.5     | 32       | 24                     | 19       | 18       | 27                     | 14       |         |         |         |         |
|   |  |        | <b>RTA 00</b>             |          |          |                        |          |          |                        |          |         |         |         |         |
|  <p><b>Personal Harbor - High Back</b><br/>COM Yardage: 7.09<br/>Freight Class: 150<br/>Product Weight (lbs.): 86<br/>Cubic Feet Per Carton: 9.5</p>      | <p><b>High Traffic model</b><br/>For Power/USB module please see electrical placement chart. Freestanding unit only.</p> | 7787   | \$6144                    | \$6462   | \$6714   | \$7094                 | \$7631   | \$7884   | \$8370                 | \$9148   | \$9745  | \$10410 | \$11781 | \$13239 |
|   |  |        | <b>OVERALL DIMENSIONS</b> |          |          | <b>SEAT DIMENSIONS</b> |          |          | <b>BACK DIMENSIONS</b> |          |         |         |         |         |
|   |  |        | <b>W</b>                  | <b>D</b> | <b>H</b> | <b>W</b>               | <b>D</b> | <b>H</b> | <b>W</b>               | <b>H</b> |         |         |         |         |
|   |  |        | 45                        | 29.5     | 41.5     | 24                     | 19       | 18       | 27                     | 24       |         |         |         |         |
|   |  |        | <b>RTA 00</b>             |          |          |                        |          |          |                        |          |         |         |         |         |
|  <p><b>Personal Harbor - Extended Back</b><br/>COM Yardage: 8.5<br/>Freight Class: 150<br/>Product Weight (lbs.): 102<br/>Cubic Feet Per Carton: 9.5</p> | <p><b>High Traffic model</b><br/>For Power/USB module please see electrical placement chart. Freestanding unit only.</p> | 7788   | \$6664                    | \$7013   | \$7290   | \$7707                 | \$8295   | \$8574   | \$9106                 | \$9958   | \$10617 | \$11345 | \$12846 | \$14449 |
|   |  |        | <b>OVERALL DIMENSIONS</b> |          |          | <b>SEAT DIMENSIONS</b> |          |          | <b>BACK DIMENSIONS</b> |          |         |         |         |         |
|   |  |        | <b>W</b>                  | <b>D</b> | <b>H</b> | <b>W</b>               | <b>D</b> | <b>H</b> | <b>W</b>               | <b>H</b> |         |         |         |         |
|   |  |        | 45                        | 29.5     | 47       | 24                     | 19       | 18       | 27                     | 29       |         |         |         |         |
|   |  |        | <b>RTA 00</b>             |          |          |                        |          |          |                        |          |         |         |         |         |

## RIVER+ SEATING



Lounge Chair, High Back  
model R27802



120 Corner, Standard Back  
model R27824S



Loop arm  
R2770

## River+ Benches, Tables & Media Hearths



For River+ benches, please see page 358  
For River+ media hearths, please see page 367  
For River+ tables, please see page 363

## EXAMPLE RIVER+ SEATING ORDER CODE:

|        |       |      |   |     |   |
|--------|-------|------|---|-----|---|
| R27802 | -CE90 | -FOG | - | -S6 | - |
|--------|-------|------|---|-----|---|

|              |                            |                  |              |               |               |
|--------------|----------------------------|------------------|--------------|---------------|---------------|
| Model number | Back, arm and seat textile | Connector finish | Shelf finish | Leg Selection | Counterweight |
|--------------|----------------------------|------------------|--------------|---------------|---------------|

|      |      |
|------|------|
| -CHM | -SSB |
|------|------|

|            |                  |
|------------|------------------|
| Leg finish | Bottom selection |
|------------|------------------|

| Additional Options<br>specify at end of order code.  | SPECIFY CODE  |
|--|---|
| <b>Additional weight</b><br>See each model for amount of added weight and upcharge.  | <b>CW</b>   |
| <b>Sealed back seams</b><br>Upcharges vary, see model.   | <b>SBS</b>  |
| <b>Sealed seat seams</b><br>Upcharges vary, see model.   | <b>SSS</b>  |
| <b>Power unit finish</b><br>Jet Black<br>White   | <b>J</b><br><b>W</b>  |
| <b>Power/USB unit position</b><br>(see electrical placement images, not available on corner units)<br>Front left<br>Front right<br>Side left<br>Side right<br>Center back (models with shelf only) | \$661 per unit<br><b>F1</b><br><b>F2</b><br><b>S1</b><br><b>S2</b><br><b>CB</b> |
| <b>Tamperproof fasteners</b><br>Upcharges vary, see model.   | <b>TP</b>   |
| <b>Moisture barrier</b><br>Upcharges vary, see model.  | <b>MB</b>   |
| <b>Accessory hook finish</b> (for models with shelf)<br>Night (BLK)<br>Fog (FOG)<br>Latte (LAB)  | <b>NHK</b><br><b>FHK</b><br><b>LHK</b>  |

## STANDARD FEATURES

- A modular series that is composed of straight, curved and corner sections.
- Models with the same seat height can be ganged on ends with no upholstered arms. Ganging hardware is standard on armless ends of models (factory installed) and swivels out of the way when not in use.
- Seating frames are constructed of heavy duty plywood, and are made for active environments. Seats are high density with highly resilient foam.
- River+ seating is rated for an active weight up to 600 lbs. per seat and 24/7 use.
- For 24/7 use and/or heavy duty application use, Global's Heavy Duty warranty is only on models specified with performance textiles, rated for 150,000 double rubs or more.
- A clean-out gap is created by seat-to-back connector brackets available in three finishes.
- The standard, 6.5" tapered legs are made of welded steel. Front legs of River+ lounge models are straight. Back legs are angled.
- Models with a shelf are only available with 6.5" high legs. Back legs on these models are standard with (E6) EXTENDED legs.
- Legs include Black nylon, non-marking, height adjustable glides.
- Upholstery options include fabric or vinyl. Leather upholstery is not available.
- All units are shipped fully assembled.
- Arms on upholstered arm models are factory installed and not removable.
- Modular, aluminum loop arms are sold separately and available with or without nylon armcaps. These relocatable arms are field installed at any seat to back connector location.
- A 10" deep, 1" thick shelf is available on the back of corner, curved, two and three seat models in many thermally fused laminate finishes with matching edge.
- Shelf supports are aluminum with accessory hook in three finishes. Weight capacity: Shelf - 50lbs per seat; Hook - 20lbs each.
- Back shelf heights align with the model's back height. See shelf heights diagrams for details.
- Check textile availability prior to specifying upholstery material.
- The series is available to specify with two textiles, one for the seat cushion and one for the back, arms and front rail (see model image).
- For pricing, start with the base price and add both back/arms graded textile upcharge and the seat graded textile upcharge.
- The blended textile matrix does not apply to this series.

## OPTIONAL FEATURES

- Optional 6.5" floor mount legs (F6) are available. Shelf back models are available with EXTENDED floor mount legs (F6).
- Optional 8" (S8) and 8" floor mount legs (F8) are available on models without shelves. Seat heights change to 19" high. Upcharges vary.
- To match back legs of shelf-back models with models without shelf, select (C6) leg with counterweight. Upcharges vary.
- Up to two power units are available on seating models, except 90 and 120 corner units. Add \$661 upcharge per unit.
- Each power unit includes one AC outlet and two USB-A, 10 watt charging ports. Location options include front or side. Back power location option available on models with back shelf (except corners). See electrical placement diagrams.
- Power units are available in either Jet Black (J) or White (W) with 120", three-prong matching cords.
- Sealed seams are available only for approved coated textiles. Specify (SSS) for sealed seat seams or (SBS) for sealed back and arm seams. Contact customer care for details. See models for upcharge.
- To reduce ease of movement, counterweights can be added to any model. Specify (CW). See individual model for weight and upcharge.

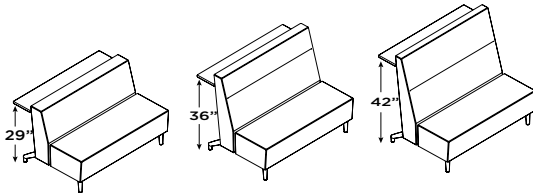
- For improved housekeeping and infection control practices, the underside of the seat can be finished with black vinyl and sealed to prevent penetration of liquids. Specify (SP) - see each model for upcharge.
- Steel bottom option provides tamperproof protection (includes tamperproof screws). Specify (BS). Upcharges vary. Note: electrical option and ganging are not available with steel bottom.

Add option codes in the following order:

- **Model number**  
Specify model number.
- **Back/Arm Textile**  
Specify textile code. See model grade upcharges.
- **Seat Textile**  
Specify textile code. See model grade upcharges.
- **Seat to back connector finish (NGT)** Night (BLK). No upcharge.  
**(FOG)** Fog. No upcharge.  
**(LAB)** Latte. No upcharge.
- **Back shelf finish** (for "S" models with shelf)  
See colors shown on website.
- **Accessory hook finish** (for "S" models with shelf)  
**(NHK)** Night (BLK)  
**(FHK)** Fog (FOG)  
**(LHK)** Latte (LAB)
- **Leg selection** (models without shelf):  
**(S6)** Standard seat height (17.5"), 6.5" leg w/adjustable glides. No upcharge.  
**(S8)** High seat (19"), 8" leg w/adjustable glides. No upcharge.  
**(F6)** Standard seat height (17.5"), 6.5" leg w/floor mount. Add \$100 for straight units; \$125 for curved, corner units.  
**(F8)** High seat (19"), 8" leg w/floor mount. Add \$100 for straight units; \$125 for curved, corner units.
- **Leg selection** (for "S" models with shelf):  
**(E6)** Standard seat height (17.5"), 6.5" EXTENDED leg with adjustable glides.  
**(C6)** Standard seat height (17.5"), 6.5" leg, includes counterweight. Matches S6 leg. Upcharges vary, see model.  
**(F6)** Standard seat height (17.5"), 6.5" EXTENDED leg w/floor mount. Add \$100 for straight unit; \$125 for curved, corner units.
- **Leg finish**  
**(CHM)** Chrome  
**(TDW)** Designer White  
**(TFR)** Frost  
**(TKA)** Kalua  
**(TMO)** Mocha  
**(TOA)** Toast  
**(TSN)** Sand  
**(TBL)** Black  
**(TFO)** Fog  
**(TIV)** Cloud  
**(TLA)** Latte  
**(TNE)** Nevada  
**(TSH)** Shadow  
**(TTU)** Tungsten
- **Additional weight**  
**(CU)** No counterweight.  
**(CW)** Counterweight. Upcharges vary, see model.
- **Bottom selection**  
**(SSB)** Standard seat bottom  
**(SP)** Vinyl sealed bottom with staple strip. Upcharges vary, see model.\*  
**(BS)** Steel bottom. Upcharges vary, see model.\*\*
- **Sealed back and arm seams**  
**(SBS)** Sealed back seams. Upcharges vary, see model.
- **Sealed seat seams**  
**(SSS)** Sealed seat seams. Upcharges vary, see model.
- **Moisture barrier**  
**(MB)** Moisture Barrier. Upcharges vary, see model.
- **Power/USB unit position. Add \$661 per unit.**  
**(NP)** No power (no upcharge)  
**(F1)** Front left  
**(F2)** Front right  
**(S1)** Side left  
**(S2)** Side right  
**(CB)** Center back (models with shelf only)
- **Power unit finish**  
**(J)** Jet Black  
**(W)** White
- **Tamperproof fasteners**  
**(TP)** Tamperproof fasteners. Upcharges vary, see model.

\*linking hardware is lowered to clear the staple strip. Units will only gang with other units with sealed bottom.  
\*\*cannot be combined with linking hardware or power units

SHELF HEIGHTS

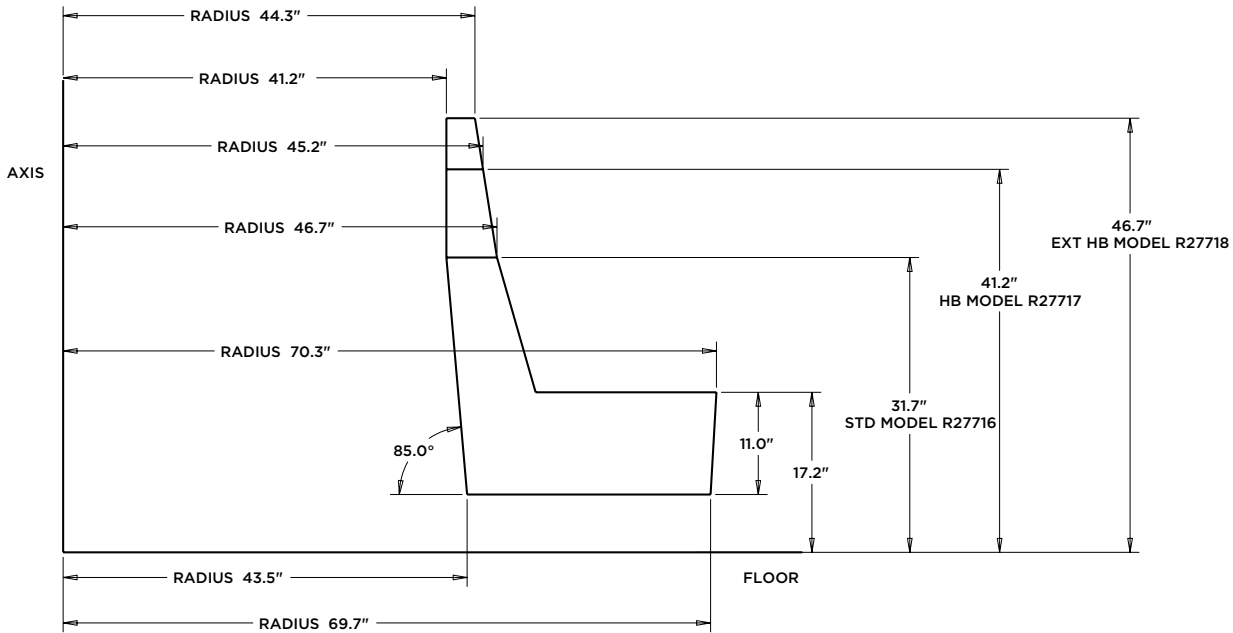


Standard height

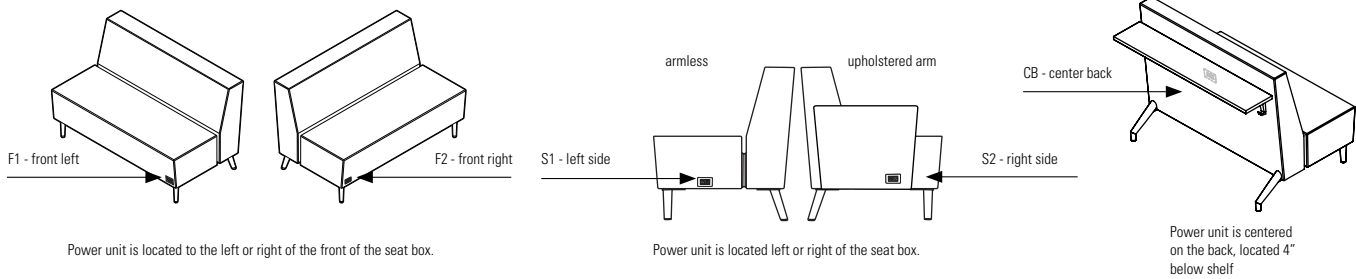
High back

Extended high back

DIMENSIONS








ELECTRICAL PLACEMENT



# LOUNGE

# RIVER+ SEATING R

| DESCRIPTION   | MODEL#/ FEATURES   | STANDARD TEXTILE GRADES |               |               |                        |               |               |                |                        |                |                |                |                |  |
|---|--|-------------------------|---------------|---------------|------------------------|---------------|---------------|----------------|------------------------|----------------|----------------|----------------|----------------|--|
|   |  | 1/COM                   | 2             | 3             | 4                      | 5             | 6             | 7              | 8                      | 9              | 10             | 11             | 12             |  |
|  <p><b>R27801</b></p> <p><b>Lounge Chair - Standard Back</b><br/>COM Yardage: Back: 2; Seat: 1.75<br/>Freight class: 250<br/>Product weight (lbs.): 61<br/>Cubic feet per carton: 19.75</p>                      | <b>R27801</b> Base Price:  | <b>\$2064</b>           |               |               |                        |               |               |                |                        |                |                |                |                |  |
|   | Back upcharge:   | <b>+0</b>               | <b>+\$64</b>  | <b>+\$114</b> | <b>+\$188</b>          | <b>+\$292</b> | <b>+\$336</b> | <b>+\$426</b>  | <b>+\$568</b>          | <b>+\$674</b>  | <b>+\$790</b>  | <b>+\$1032</b> | <b>+\$1286</b> |  |
|   | Seat upcharge:   | <b>+0</b>               | <b>+\$56</b>  | <b>+\$100</b> | <b>+\$165</b>          | <b>+\$256</b> | <b>+\$294</b> | <b>+\$373</b>  | <b>+\$497</b>          | <b>+\$590</b>  | <b>+\$692</b>  | <b>+\$903</b>  | <b>+\$1126</b> |  |
|   | For power/USB unit, see electrical placement chart. Includes ganging hardware (2 sides). Add \$65 for (SSS), \$70 (SBS) Add \$632 for 36 lbs. (CW) Add \$103 for (SP) or \$486 for (BS) Add \$40 for (TP) Add \$127 for (MB)     |                         |               |               |                        |               |               |                |                        |                |                |                |                |  |
|   | <b>OVERALL DIMENSIONS</b>  | <b>W</b>                | <b>D</b>      | <b>H</b>      | <b>SEAT DIMENSIONS</b> | <b>W</b>      | <b>D</b>      | <b>H</b>       | <b>BACK DIMENSIONS</b> | <b>W</b>       | <b>H</b>       |                |                |  |
|   | 26   | 30                      | 32            |               | 26                     | 19            | 18            |                | 26                     | 14             |                |                |                |  |
|   |  |                         |               |               | <b>RTA 00</b>          |               |               |                |                        |                |                | 1 per carton   |                |  |
|  <p><b>R27801B</b></p> <p><b>Lounge Chair - Standard Back</b><br/>COM Yardage: Back: 4; Seat: 1.75<br/>Freight class: 250<br/>Product weight (lbs.): 82<br/>Cubic feet per carton: 24.5</p>                      | <b>R27801B</b> Base Price:   | <b>\$2801</b>           |               |               |                        |               |               |                |                        |                |                |                |                |  |
|   | Back/Arm upcharge:   | <b>+0</b>               | <b>+\$128</b> | <b>+\$228</b> | <b>+\$376</b>          | <b>+\$584</b> | <b>+\$672</b> | <b>+\$852</b>  | <b>+\$1136</b>         | <b>+\$1348</b> | <b>+\$1580</b> | <b>+\$2064</b> | <b>+\$2572</b> |  |
|   | Seat upcharge:   | <b>+0</b>               | <b>+\$56</b>  | <b>+\$100</b> | <b>+\$165</b>          | <b>+\$256</b> | <b>+\$294</b> | <b>+\$373</b>  | <b>+\$497</b>          | <b>+\$590</b>  | <b>+\$692</b>  | <b>+\$903</b>  | <b>+\$1126</b> |  |
|   | For power/USB unit, see electrical placement chart. Ganging not available. Add \$65 for (SSS), \$123 (SBS) Add \$632 for 36 lbs. (CW) Add \$103 for (SP) or \$486 for (BS) Add \$40 for (TP) Add \$127 for (MB)                  |                         |               |               |                        |               |               |                |                        |                |                |                |                |  |
|   | <b>OVERALL DIMENSIONS</b>  | <b>W</b>                | <b>D</b>      | <b>H</b>      | <b>SEAT DIMENSIONS</b> | <b>W</b>      | <b>D</b>      | <b>H</b>       | <b>BACK DIMENSIONS</b> | <b>W</b>       | <b>H</b>       |                |                |  |
|   | 33   | 30                      | 32            |               | 26                     | 19            | 18            |                | 26                     | 14             |                |                |                |  |
|   |  |                         |               |               | <b>RTA 00</b>          |               |               |                |                        |                |                | 1 per carton   |                |  |
|  <p><b>R27801L</b>      <b>R27801R</b></p> <p><b>Lounge Chair - Standard Back</b><br/>COM Yardage: Back: 3; Seat: 1.75<br/>Freight class: 250<br/>Product weight (lbs.): 72<br/>Cubic feet per carton: 24.5</p> | <b>R27801L</b> Base Price:   | <b>\$2434</b>           |               |               |                        |               |               |                |                        |                |                |                |                |  |
|   | <b>R27801R</b> Base Price:   | <b>\$2434</b>           |               |               |                        |               |               |                |                        |                |                |                |                |  |
|   | Back/Arm upcharge:   | <b>+0</b>               | <b>+\$96</b>  | <b>+\$171</b> | <b>+\$282</b>          | <b>+\$438</b> | <b>+\$504</b> | <b>+\$639</b>  | <b>+\$852</b>          | <b>+\$1011</b> | <b>+\$1185</b> | <b>+\$1548</b> | <b>+\$1929</b> |  |
|   | Seat upcharge:   | <b>+0</b>               | <b>+\$56</b>  | <b>+\$100</b> | <b>+\$165</b>          | <b>+\$256</b> | <b>+\$294</b> | <b>+\$373</b>  | <b>+\$497</b>          | <b>+\$590</b>  | <b>+\$692</b>  | <b>+\$903</b>  | <b>+\$1126</b> |  |
|   | For power/USB unit, see electrical placement chart. Includes ganging hardware (1 side). Add \$65 for (SSS), \$96 (SBS) Add \$632 for 36 lbs. (CW) Add \$103 for (SP) or \$486 for (BS) Add \$40 for (TP) Add \$127 for (MB)      |                         |               |               |                        |               |               |                |                        |                |                |                |                |  |
|   | <b>OVERALL DIMENSIONS</b>  | <b>W</b>                | <b>D</b>      | <b>H</b>      | <b>SEAT DIMENSIONS</b> | <b>W</b>      | <b>D</b>      | <b>H</b>       | <b>BACK DIMENSIONS</b> | <b>W</b>       | <b>H</b>       |                |                |  |
|   |  | 29.5                    | 30            | 32            |                        | 26            | 19            | 18             |                        | 26             | 14             |                |                |  |
|   |  |                         |               |               |                        | <b>RTA 00</b> |               |                |                        |                |                | 1 per carton   |                |  |
|  <p><b>R27802</b></p> <p><b>Lounge Chair - High Back</b><br/>COM Yardage: Back: 2.75; Seat: 1.75<br/>Freight class: 250<br/>Product weight: 71<br/>Cubic feet per carton: 24.75</p>                            | <b>R27802</b> Base Price:  | <b>\$2420</b>           |               |               |                        |               |               |                |                        |                |                |                |                |  |
|   | Back upcharge:   | <b>+0</b>               | <b>+\$88</b>  | <b>+\$157</b> | <b>+\$259</b>          | <b>+\$402</b> | <b>+\$462</b> | <b>+\$586</b>  | <b>+\$781</b>          | <b>+\$927</b>  | <b>+\$1087</b> | <b>+\$1419</b> | <b>+\$1769</b> |  |
|   | Seat upcharge:   | <b>+0</b>               | <b>+\$56</b>  | <b>+\$100</b> | <b>+\$165</b>          | <b>+\$256</b> | <b>+\$294</b> | <b>+\$373</b>  | <b>+\$497</b>          | <b>+\$590</b>  | <b>+\$692</b>  | <b>+\$903</b>  | <b>+\$1126</b> |  |
|   | For power/USB unit, see electrical placement chart. Includes ganging hardware (2 sides). Add \$65 for (SSS), \$99 for (SBS) Add \$632 for 36 lbs. (CW) Add \$103 for (SP) or \$486 for (BS) Add \$40 for (TP) Add \$127 for (MB) |                         |               |               |                        |               |               |                |                        |                |                |                |                |  |
|   | <b>OVERALL DIMENSIONS</b>  | <b>W</b>                | <b>D</b>      | <b>H</b>      | <b>SEAT DIMENSIONS</b> | <b>W</b>      | <b>D</b>      | <b>H</b>       | <b>BACK DIMENSIONS</b> | <b>W</b>       | <b>H</b>       |                |                |  |
|   | 26   | 30.5                    | 41.5          |               | 26                     | 19            | 18            |                | 26                     | 23.5           |                |                |                |  |
|   |  |                         |               |               |                        | <b>RTA 00</b> |               |                |                        |                |                | 1 per carton   |                |  |
|  <p><b>R27802B</b></p> <p><b>Lounge Chair - High Back</b><br/>COM Yardage: Back: 4.75; Seat: 1.75<br/>Freight class: 250<br/>Product weight: 88.5<br/>Cubic feet per carton: 31.25</p>                         | <b>R27802B</b> Base Price:   | <b>\$3156</b>           |               |               |                        |               |               |                |                        |                |                |                |                |  |
|   | Back/Arm upcharge:   | <b>+0</b>               | <b>+\$152</b> | <b>+\$271</b> | <b>+\$447</b>          | <b>+\$694</b> | <b>+\$798</b> | <b>+\$1012</b> | <b>+\$1349</b>         | <b>+\$1601</b> | <b>+\$1877</b> | <b>+\$2451</b> | <b>+\$3055</b> |  |
|   | Seat upcharge:   | <b>+0</b>               | <b>+\$56</b>  | <b>+\$100</b> | <b>+\$165</b>          | <b>+\$256</b> | <b>+\$294</b> | <b>+\$373</b>  | <b>+\$497</b>          | <b>+\$590</b>  | <b>+\$692</b>  | <b>+\$903</b>  | <b>+\$1126</b> |  |
|   | For power/USB unit, see electrical placement chart. Ganging not available. Add \$65 for (SSS), \$151 for (SBS) Add \$632 for 36 lbs. (CW) Add \$103 for (SP) or \$486 for (BS) Add \$40 for (TP) Add \$127 for (MB)              |                         |               |               |                        |               |               |                |                        |                |                |                |                |  |
|   | <b>OVERALL DIMENSIONS</b>  | <b>W</b>                | <b>D</b>      | <b>H</b>      | <b>SEAT DIMENSIONS</b> | <b>W</b>      | <b>D</b>      | <b>H</b>       | <b>BACK DIMENSIONS</b> | <b>W</b>       | <b>H</b>       |                |                |  |
|   | 33   | 30.5                    | 41.5          |               | 26                     | 19            | 18            |                | 26                     | 23.5           |                |                |                |  |
|   |  |                         |               |               |                        | <b>RTA 00</b> |               |                |                        |                |                | 1 per carton   |                |  |

DESCRIPTION MODEL#/ FEATURES STANDARD TEXTILE GRADES



R27802L

R27802R

**Lounge Chair - High Back**  
 COM Yardage: Back: 3.75; Seat: 1.75  
 Freight class: 250  
 Product weight: 78.5  
 Cubic feet per carton: 31.25

**R27802L** Base Price: **\$2788**  
**R27802R** Base Price: **\$2788**  
 Back/Arm upcharge: **+0**  
 Seat upcharge: **+0**

For power/USB unit, see electrical placement chart.  
 Includes ganging hardware (1 side).  
 Add \$65 for (SSS), \$125 (SBS)  
 Add \$632 for 36 lbs. (CW)  
 Add \$103 for (SP) or \$486 for (BS)  
 Add \$40 for (TP)  
 Add \$127 for (MB)

| 1/COM                     | 2        | 3        | 4                      | 5        | 6        | 7                      | 8        | 9 | 10 | 11 | 12 |
|---------------------------|----------|----------|------------------------|----------|----------|------------------------|----------|---|----|----|----|
|                           |          |          |                        |          |          |                        |          |   |    |    |    |
| <b>OVERALL DIMENSIONS</b> |          |          | <b>SEAT DIMENSIONS</b> |          |          | <b>BACK DIMENSIONS</b> |          |   |    |    |    |
| <b>W</b>                  | <b>D</b> | <b>H</b> | <b>W</b>               | <b>D</b> | <b>H</b> | <b>W</b>               | <b>H</b> |   |    |    |    |
| 29.5                      | 30.5     | 41.5     | 26                     | 19       | 18       | 26                     | 23.5     |   |    |    |    |
| <b>RTA 00</b>             |          |          | 1 per carton           |          |          |                        |          |   |    |    |    |



R27803

**Lounge Chair - Extended Back**  
 COM Yardage: Back: 3; Seat: 1.75  
 Freight class: 250  
 Product weight: 81  
 Cubic feet per carton: 28

**R27803** Base Price: **\$2877**  
 Back upcharge: **+0**  
 Seat upcharge: **+0**

For power/USB unit, see electrical placement chart.  
 Includes ganging hardware (2 sides).  
 Add \$65 for (SSS), \$105 for (SBS)  
 Add \$632 for 36 lbs. (CW)  
 Add \$103 for (SP) or \$486 for (BS)  
 Add \$40 for (TP)  
 Add \$127 for (MB)

| 1/COM                     | 2        | 3        | 4                      | 5        | 6        | 7                      | 8        | 9 | 10 | 11 | 12 |
|---------------------------|----------|----------|------------------------|----------|----------|------------------------|----------|---|----|----|----|
|                           |          |          |                        |          |          |                        |          |   |    |    |    |
| <b>OVERALL DIMENSIONS</b> |          |          | <b>SEAT DIMENSIONS</b> |          |          | <b>BACK DIMENSIONS</b> |          |   |    |    |    |
| <b>W</b>                  | <b>D</b> | <b>H</b> | <b>W</b>               | <b>D</b> | <b>H</b> | <b>W</b>               | <b>H</b> |   |    |    |    |
| 26                        | 31       | 47       | 26                     | 19       | 18       | 26                     | 29       |   |    |    |    |
| <b>RTA 00</b>             |          |          | 1 per carton           |          |          |                        |          |   |    |    |    |



R27803B

**Lounge Chair - Extended Back**  
 COM Yardage: Back: 5; Seat: 1.75  
 Freight class: 250  
 Product weight (lbs.): 101.5  
 Cubic feet per carton: 35

**R27803B** Base Price: **\$3614**  
 Back/Arm upcharge: **+0**  
 Seat upcharge: **+0**

For power/USB unit, see electrical placement chart.  
 Ganging not available.  
 Add \$65 for (SSS), \$158 (SBS)  
 Add \$632 for 36 lbs. (CW)  
 Add \$103 for (SP) or \$486 for (BS)  
 Add \$40 for (TP)  
 Add \$127 for (MB)

| 1/COM                     | 2        | 3        | 4                      | 5        | 6        | 7                      | 8        | 9 | 10 | 11 | 12 |
|---------------------------|----------|----------|------------------------|----------|----------|------------------------|----------|---|----|----|----|
|                           |          |          |                        |          |          |                        |          |   |    |    |    |
| <b>OVERALL DIMENSIONS</b> |          |          | <b>SEAT DIMENSIONS</b> |          |          | <b>BACK DIMENSIONS</b> |          |   |    |    |    |
| <b>W</b>                  | <b>D</b> | <b>H</b> | <b>W</b>               | <b>D</b> | <b>H</b> | <b>W</b>               | <b>H</b> |   |    |    |    |
| 33                        | 31       | 47       | 26                     | 19       | 18       | 26                     | 29       |   |    |    |    |
| <b>RTA 00</b>             |          |          | 1 per carton           |          |          |                        |          |   |    |    |    |



R27803L





R27803R

**Lounge Chair - Extended Back**  
 COM Yardage: Back: 4; Seat: 1.75  
 Freight class: 250  
 Product weight (lbs.): 91.5  
 Cubic feet per carton: 35


**R27803L** Base Price: **\$3246**  
**R27803R** Base Price: **\$3246**  
 Back/Arm upcharge: **+0**  
 Seat upcharge: **+0**


For power/USB unit, see electrical placement chart.  
 Includes ganging hardware (1 side).  
 Add \$65 for (SSS), \$131 (SBS)  
 Add \$632 for 36 lbs. (CW)  
 Add \$103 for (SP) or \$486 for (BS)  
 Add \$40 for (TP)  
 Add \$127 for (MB)


| 1/COM                     | 2        | 3        | 4                      | 5        | 6        | 7                      | 8        | 9 | 10 | 11 | 12 |
|---------------------------|----------|----------|------------------------|----------|----------|------------------------|----------|---|----|----|----|
|                           |          |          |                        |          |          |                        |          |   |    |    |    |
| <b>OVERALL DIMENSIONS</b> |          |          | <b>SEAT DIMENSIONS</b> |          |          | <b>BACK DIMENSIONS</b> |          |   |    |    |    |
| <b>W</b>                  | <b>D</b> | <b>H</b> | <b>W</b>               | <b>D</b> | <b>H</b> | <b>W</b>               | <b>H</b> |   |    |    |    |
| 29.5                      | 31       | 47       | 26                     | 19       | 18       | 26                     | 29       |   |    |    |    |
| <b>RTA 00</b>             |          |          | 1 per carton           |          |          |                        |          |   |    |    |    |


| DESCRIPTION   | MODEL#/ FEATURES   | STANDARD TEXTILE GRADES  |               |               |   |               |               |                                       |                |                |                |                |                |
|---|--|--|---------------|---------------|---|---------------|---------------|---------------------------------------|----------------|----------------|----------------|----------------|----------------|
|   |  | 1/COM  | 2             | 3             | 4                                       | 5             | 6             | 7                                     | 8              | 9              | 10             | 11             | 12             |
|  <p><b>R27804</b></p> <p><b>Two Seater - Standard Back</b><br/>COM Yardage: Back: 2.75; Seat: 2<br/>Freight class: 250<br/>Product weight: 113   133 shelf model<br/>Cubic feet per carton: 37.5   51shelf model</p>     | <p><b>R27804S</b></p> <p>Base Price: <b>\$3217</b></p> <p>Back upcharge: <b>+0</b></p> <p>Seat upcharge: <b>+0</b></p> <p>Shelf: 52W 10D 1H</p>      | 2  | 3             | 4             | 5                                       | 6             | 7             | 8                                     | 9              | 10             | 11             | 12             |                |
|   |  | <p>Base Price: <b>\$3942</b></p> <p>Back upcharge: <b>+0</b></p> <p>Seat upcharge: <b>+0</b></p>     | <b>+\$88</b>  | <b>+\$157</b> | <b>+\$259</b>                           | <b>+\$402</b> | <b>+\$462</b> | <b>+\$586</b>                         | <b>+\$781</b>  | <b>+\$927</b>  | <b>+\$1087</b> | <b>+\$1419</b> | <b>+\$1769</b> |
| <p>For power/USB unit, see electrical placement chart. Includes ganging hardware (2 sides).<br/>Add \$96 for (SSS), \$119 for (SBS)<br/>Add \$1260 for 72 lbs. (CW), (C6)<br/>Add \$196 for (SP) or \$773 for (BS)<br/>Add \$40 for (TP)<br/>Add \$252 for (MB)</p>                                       |  | <p><b>OVERALL DIMENSIONS</b><br/>W D H</p>   |               |               | <p><b>SEAT DIMENSIONS</b><br/>W D H</p> |               |               | <p><b>BACK DIMENSIONS</b><br/>W H</p> |                |                |                |                |                |
|   |  | 52   | 30            | 32            | 52                                      | 19            | 18            | 52                                    | 14             |                |                |                |                |
|   |  | <b>RTA 00</b>  | 1 per carton  |               |   |               |               |                                       |                |                |                |                |                |
|  <p><b>R27804B</b></p> <p><b>Two Seater - Standard Back</b><br/>COM Yardage: Back: 4.75; Seat: 2<br/>Freight class: 250<br/>Product weight: 133   154 shelf model<br/>Cubic feet per carton: 42.5   57.5 shelf model</p> | <p><b>R27804SB</b></p> <p>Base Price: <b>\$3953</b></p> <p>Back/Arm upcharge: <b>+0</b></p> <p>Seat upcharge: <b>+0</b></p> <p>Shelf: 52W 10D 1H</p> | 2  | 3             | 4             | 5                                       | 6             | 7             | 8                                     | 9              | 10             | 11             | 12             |                |
|   |  | <p>Base Price: <b>\$4679</b></p> <p>Back/Arm upcharge: <b>+0</b></p> <p>Seat upcharge: <b>+0</b></p> | <b>+\$152</b> | <b>+\$271</b> | <b>+\$447</b>                           | <b>+\$694</b> | <b>+\$798</b> | <b>+\$1012</b>                        | <b>+\$1349</b> | <b>+\$1601</b> | <b>+\$1877</b> | <b>+\$2451</b> | <b>+\$3055</b> |
| <p>For power/USB unit, see electrical placement chart. Ganging not available.<br/>Add \$96 for (SSS), \$171 for (SBS)<br/>Add \$1260 for 72 lbs. (CW), (C6)<br/>Add \$196 for (SP) or \$773 for (BS)<br/>Add \$40 for (TP)<br/>Add \$252 for (MB)</p>   |  | <p><b>OVERALL DIMENSIONS</b><br/>W D H</p>   |               |               | <p><b>SEAT DIMENSIONS</b><br/>W D H</p> |               |               | <p><b>BACK DIMENSIONS</b><br/>W H</p> |                |                |                |                |                |
|   |  | 59   | 30            | 32            | 52                                      | 19            | 18            | 52                                    | 14             |                |                |                |                |
|   |  | <b>RTA 00</b>  | 1 per carton  |               |   |               |               |                                       |                |                |                |                |                |
|  <p><b>R27804L</b></p> <p><b>Two Seater - Standard Back</b><br/>COM Yardage: Back: 3.75; Seat: 2<br/>Freight class: 250<br/>Product weight: 123<br/>Cubic feet per carton: 42.5</p>                                    | <p><b>R27804R</b></p> <p>Base Price: <b>\$3584</b></p> <p>Back/Arm upcharge: <b>+0</b></p> <p>Seat upcharge: <b>+0</b></p> <p>Shelf: 52W 10D 1H</p>  | 2  | 3             | 4             | 5                                       | 6             | 7             | 8                                     | 9              | 10             | 11             | 12             |                |
|   |  | <p>Base Price: <b>\$3584</b></p> <p>Back/Arm upcharge: <b>+0</b></p> <p>Seat upcharge: <b>+0</b></p> | <b>+\$120</b> | <b>+\$214</b> | <b>+\$353</b>                           | <b>+\$548</b> | <b>+\$630</b> | <b>+\$799</b>                         | <b>+\$1065</b> | <b>+\$1264</b> | <b>+\$1482</b> | <b>+\$1935</b> | <b>+\$2412</b> |
| <p>For power/USB unit, see electrical placement chart. Includes ganging hardware (1 side).<br/>Add \$96 for (SSS), \$145 for (SBS)<br/>Add \$1260 for 72 lbs. (CW), (C6)<br/>Add \$196 for (SP) or \$773 for (BS)<br/>Add \$40 for (TP)<br/>Add \$252 for (MB)</p>  |  | <p><b>OVERALL DIMENSIONS</b><br/>W D H</p>   |               |               | <p><b>SEAT DIMENSIONS</b><br/>W D H</p> |               |               | <p><b>BACK DIMENSIONS</b><br/>W H</p> |                |                |                |                |                |
|   |  | 55.5   | 30            | 32            | 52                                      | 19            | 18            | 52                                    | 14             |                |                |                |                |
|   |  | <b>RTA 00</b>  | 1 per carton  |               |   |               |               |                                       |                |                |                |                |                |
|  <p><b>R27804SL</b></p> <p><b>Two Seater - Standard Back</b><br/>COM Yardage: Back: 3.75; Seat: 2<br/>Freight class: 250<br/>Product weight: 144<br/>Cubic feet per carton: 57.5</p>                                   | <p><b>R27804SR</b></p> <p>Base Price: <b>\$4311</b></p> <p>Back/Arm upcharge: <b>+0</b></p> <p>Seat upcharge: <b>+0</b></p> <p>Shelf: 52W 10D 1H</p> | 2  | 3             | 4             | 5                                       | 6             | 7             | 8                                     | 9              | 10             | 11             | 12             |                |
|   |  | <p>Base Price: <b>\$4311</b></p> <p>Back/Arm upcharge: <b>+0</b></p> <p>Seat upcharge: <b>+0</b></p> | <b>+\$120</b> | <b>+\$214</b> | <b>+\$353</b>                           | <b>+\$548</b> | <b>+\$630</b> | <b>+\$799</b>                         | <b>+\$1065</b> | <b>+\$1264</b> | <b>+\$1482</b> | <b>+\$1935</b> | <b>+\$2412</b> |
| <p>For power/USB unit, see electrical placement chart. Includes ganging hardware (1 side).<br/>Add \$96 for (SSS), \$145 for (SBS)<br/>Add \$1260 for 72 lbs. (CW), (C6)<br/>Add \$196 for (SP) or \$773 for (BS)<br/>Add \$40 for (TP)<br/>Add \$252 for (MB)</p>  |  | <p><b>OVERALL DIMENSIONS</b><br/>W D H</p>   |               |               | <p><b>SEAT DIMENSIONS</b><br/>W D H</p> |               |               | <p><b>BACK DIMENSIONS</b><br/>W H</p> |                |                |                |                |                |
|   |  | 55.5   | 40.5          | 32            | 52                                      | 19            | 18            | 52                                    | 14             |                |                |                |                |
|   |  | <b>RTA 00</b>  | 1 per carton  |               |   |               |               |                                       |                |                |                |                |                |







| DESCRIPTION  | MODEL#/ FEATURES  | STANDARD TEXTILE GRADES   |               |               |                        |               |               |                        |               |               |                |                |                |                |
|--|---|---------------------------|---------------|---------------|------------------------|---------------|---------------|------------------------|---------------|---------------|----------------|----------------|----------------|----------------|
|  |   | 1/COM                     | 2             | 3             | 4                      | 5             | 6             | 7                      | 8             | 9             | 10             | 11             | 12             |                |
|  <p><b>R27805</b></p> <p><b>Two Seater - High Back</b><br/>COM Yardage: Back: 3.50; Seat: 2<br/>Freight class: 250<br/>Product weight: 138   139 shelf model<br/>Cubic feet per carton: 47.25   64.75 shelf model</p> | <p><b>R27805S</b></p> <p>For power/USB unit, see electrical placement chart.<br/>Includes ganging hardware (1 sides)<br/>Add \$96 for (SSS), \$157for (SBS)<br/>Add \$1260 for 72 lbs. (CW), (C6)<br/>Add \$196 for (SP) or \$773 for (BS)<br/>Add \$40 for (TP)<br/>Add \$252 for (MB)</p> | Base Price:               | <b>\$3914</b> |               |                        |               |               |                        |               |               |                |                |                |                |
|  |   | Base Price:               | <b>\$4638</b> |               |                        |               |               |                        |               |               |                |                |                |                |
|  |   | Back upcharge:            | <b>+0</b>     | <b>+\$112</b> | <b>+\$200</b>          | <b>+\$329</b> | <b>+\$511</b> | <b>+\$588</b>          | <b>+\$746</b> | <b>+\$994</b> | <b>+\$1180</b> | <b>+\$1383</b> | <b>+\$1806</b> | <b>+\$2251</b> |
|  |   | Seat upcharge:            | <b>+0</b>     | <b>+\$64</b>  | <b>+\$114</b>          | <b>+\$188</b> | <b>+\$292</b> | <b>+\$336</b>          | <b>+\$426</b> | <b>+\$568</b> | <b>+\$674</b>  | <b>+\$790</b>  | <b>+\$1032</b> | <b>+\$1286</b> |
|  |   | Shelf: 52W 10D 1H         |               |               |                        |               |               |                        |               |               |                |                |                |                |
|  |   | <b>OVERALL DIMENSIONS</b> |               |               | <b>SEAT DIMENSIONS</b> |               |               | <b>BACK DIMENSIONS</b> |               |               |                |                |                |                |
|  |   | <b>W</b>                  | <b>D</b>      | <b>H</b>      | <b>W</b>               | <b>D</b>      | <b>H</b>      | <b>W</b>               | <b>H</b>      |               |                |                |                |                |
|  |   | 52                        | 30.5          | 41.5          | 52                     | 19            | 18            | 52                     | 23.5          |               |                |                |                |                |
|  |   | <b>RTA 00</b>             |               |               | 1 per carton           |               |               |                        |               |               |                |                |                |                |

| DESCRIPTION   | MODEL#/ FEATURES   | STANDARD TEXTILE GRADES   |               |               |                        |               |               |                        |                |                |                |                |                |                |
|---|--|---------------------------|---------------|---------------|------------------------|---------------|---------------|------------------------|----------------|----------------|----------------|----------------|----------------|----------------|
|   |  | 1/COM                     | 2             | 3             | 4                      | 5             | 6             | 7                      | 8              | 9              | 10             | 11             | 12             |                |
|  <p><b>R27805B</b></p> <p><b>Two Seater - High Back</b><br/>COM Yardage: Back: 5.50; Seat: 2<br/>Freight class: 250<br/>Product weight: 138   159 shelf model<br/>Cubic feet per carton: 54   73 shelf model</p> | <p><b>R27805SB</b></p> <p>For power/USB unit, see electrical placement chart.<br/>Ganging not available.<br/>Add \$96 for (SSS), \$209 for (SBS)<br/>Add \$1260 for 72 lbs. (CW), (C6)<br/>Add \$196 for (SP) or \$773 for (BS)<br/>Add \$40 for (TP)<br/>Add \$252 for (MB)</p> | Base Price:               | <b>\$4651</b> |               |                        |               |               |                        |                |                |                |                |                |                |
|   |  | Base Price:               | <b>\$5376</b> |               |                        |               |               |                        |                |                |                |                |                |                |
|   |  | Back/Arm upcharge:        | <b>+0</b>     | <b>+\$176</b> | <b>+\$314</b>          | <b>+\$517</b> | <b>+\$803</b> | <b>+\$924</b>          | <b>+\$1172</b> | <b>+\$1562</b> | <b>+\$1854</b> | <b>+\$2173</b> | <b>+\$2838</b> | <b>+\$3537</b> |
|   |  | Seat upcharge:            | <b>+0</b>     | <b>+\$64</b>  | <b>+\$114</b>          | <b>+\$188</b> | <b>+\$292</b> | <b>+\$336</b>          | <b>+\$426</b>  | <b>+\$568</b>  | <b>+\$674</b>  | <b>+\$790</b>  | <b>+\$1032</b> | <b>+\$1286</b> |
|   |  | Shelf: 52W 10D 1H         |               |               |                        |               |               |                        |                |                |                |                |                |                |
|   |  | <b>OVERALL DIMENSIONS</b> |               |               | <b>SEAT DIMENSIONS</b> |               |               | <b>BACK DIMENSIONS</b> |                |                |                |                |                |                |
|   |  | <b>W</b>                  | <b>D</b>      | <b>H</b>      | <b>W</b>               | <b>D</b>      | <b>H</b>      | <b>W</b>               | <b>H</b>       |                |                |                |                |                |
|   |  | 59                        | 30.5          | 41.5          | 52                     | 19            | 18            | 52                     | 23.5           |                |                |                |                |                |
|   |  | <b>RTA 00</b>             |               |               | 1 per carton           |               |               |                        |                |                |                |                |                |                |





| DESCRIPTION  | MODEL#/ FEATURES   | STANDARD TEXTILE GRADES   |               |               |                        |               |               |                        |               |                |                |                |                |                |
|--|--|---------------------------|---------------|---------------|------------------------|---------------|---------------|------------------------|---------------|----------------|----------------|----------------|----------------|----------------|
|  |  | 1/COM                     | 2             | 3             | 4                      | 5             | 6             | 7                      | 8             | 9              | 10             | 11             | 12             |                |
|  <p><b>R27805L</b></p> <p><b>Two Seater - High Back</b><br/>COM Yardage: Back: 4.50; Seat: 2<br/>Freight class: 250<br/>Product weight: 128<br/>Cubic feet per carton: 54</p> | <p><b>R27805R</b></p> <p>For power/USB unit, see electrical placement chart.<br/>Includes ganging hardware (1 side).<br/>Add \$96 for (SSS), \$209 for (SBS)<br/>Add \$1260 for 72 lbs. (CW), (C6)<br/>Add \$196 for (SP) or \$773 for (BS)<br/>Add \$40 for (TP)<br/>Add \$252 for (MB)</p> | Base Price:               | <b>\$4282</b> |               |                        |               |               |                        |               |                |                |                |                |                |
|  |  | Base Price:               | <b>\$4282</b> |               |                        |               |               |                        |               |                |                |                |                |                |
|  |  | Back/Arm upcharge:        | <b>+0</b>     | <b>+\$144</b> | <b>+\$257</b>          | <b>+\$423</b> | <b>+\$657</b> | <b>+\$756</b>          | <b>+\$959</b> | <b>+\$1278</b> | <b>+\$1517</b> | <b>+\$1778</b> | <b>+\$2322</b> | <b>+\$2894</b> |
|  |  | Seat upcharge:            | <b>+0</b>     | <b>+\$64</b>  | <b>+\$114</b>          | <b>+\$188</b> | <b>+\$292</b> | <b>+\$336</b>          | <b>+\$426</b> | <b>+\$568</b>  | <b>+\$674</b>  | <b>+\$790</b>  | <b>+\$1032</b> | <b>+\$1286</b> |
|  |  | Shelf: 52W 10D 1H         |               |               |                        |               |               |                        |               |                |                |                |                |                |
|  |  | <b>OVERALL DIMENSIONS</b> |               |               | <b>SEAT DIMENSIONS</b> |               |               | <b>BACK DIMENSIONS</b> |               |                |                |                |                |                |
|  |  | <b>W</b>                  | <b>D</b>      | <b>H</b>      | <b>W</b>               | <b>D</b>      | <b>H</b>      | <b>W</b>               | <b>H</b>      |                |                |                |                |                |
|  |  | 55.5                      | 30.5          | 41.5          | 52                     | 19            | 18            | 52                     | 23.5          |                |                |                |                |                |
|  |  | <b>RTA 00</b>             |               |               | 1 per carton           |               |               |                        |               |                |                |                |                |                |






| DESCRIPTION   | MODEL#/ FEATURES  | STANDARD TEXTILE GRADES   |               |               |                        |               |               |                        |               |                |                |                |                |                |
|---|---|---------------------------|---------------|---------------|------------------------|---------------|---------------|------------------------|---------------|----------------|----------------|----------------|----------------|----------------|
|   |   | 1/COM                     | 2             | 3             | 4                      | 5             | 6             | 7                      | 8             | 9              | 10             | 11             | 12             |                |
|  <p><b>R27805SL</b></p> <p><b>Two Seater - High Back</b><br/>COM Yardage: Back: 4.50; Seat: 2<br/>Freight class: 250<br/>Product weight: 149<br/>Cubic feet per carton: 73</p> | <p><b>R27805SR</b></p> <p>For power/USB unit, see electrical placement chart.<br/>Includes ganging hardware (1 side).<br/>Add \$96 for (SSS), \$209 for (SBS)<br/>Add \$1260 for 72 lbs. (CW), (C6)<br/>Add \$196 for (SP) or \$773 for (BS)<br/>Add \$40 for (TP)<br/>Add \$252 for (MB)</p> | Base Price:               | <b>\$5007</b> |               |                        |               |               |                        |               |                |                |                |                |                |
|   |   | Base Price:               | <b>\$5007</b> |               |                        |               |               |                        |               |                |                |                |                |                |
|   |   | Back/Arm upcharge:        | <b>+0</b>     | <b>+\$144</b> | <b>+\$257</b>          | <b>+\$423</b> | <b>+\$657</b> | <b>+\$756</b>          | <b>+\$959</b> | <b>+\$1278</b> | <b>+\$1517</b> | <b>+\$1778</b> | <b>+\$2322</b> | <b>+\$2894</b> |
|   |   | Seat upcharge:            | <b>+0</b>     | <b>+\$64</b>  | <b>+\$114</b>          | <b>+\$188</b> | <b>+\$292</b> | <b>+\$336</b>          | <b>+\$426</b> | <b>+\$568</b>  | <b>+\$674</b>  | <b>+\$790</b>  | <b>+\$1032</b> | <b>+\$1286</b> |
|   |   | Shelf: 52W 10D 1H         |               |               |                        |               |               |                        |               |                |                |                |                |                |
|   |   | <b>OVERALL DIMENSIONS</b> |               |               | <b>SEAT DIMENSIONS</b> |               |               | <b>BACK DIMENSIONS</b> |               |                |                |                |                |                |
|   |   | <b>W</b>                  | <b>D</b>      | <b>H</b>      | <b>W</b>               | <b>D</b>      | <b>H</b>      | <b>W</b>               | <b>H</b>      |                |                |                |                |                |
|   |   | 55.5                      | 41            | 41.5          | 52                     | 19            | 18            | 52                     | 23.5          |                |                |                |                |                |
|   |   | <b>RTA 00</b>             |               |               | 1 per carton           |               |               |                        |               |                |                |                |                |                |

| DESCRIPTION  | MODEL#/ FEATURES  | STANDARD TEXTILE GRADES  |    |                 |    |    |                 |   |   |   |    |    |    |                    |  |  |                 |  |  |                 |  |   |   |   |   |   |   |   |   |      |      |    |    |    |    |    |    |               |  |              |  |  |  |  |  |  |  |
|--|---|--|----|-----------------|----|----|-----------------|---|---|---|----|----|----|--------------------|--|--|-----------------|--|--|-----------------|--|---|---|---|---|---|---|---|---|------|------|----|----|----|----|----|----|---------------|--|--------------|--|--|--|--|--|--|--|
|  |   | 1/COM  | 2  | 3               | 4  | 5  | 6               | 7 | 8 | 9 | 10 | 11 | 12 |                    |  |  |                 |  |  |                 |  |   |   |   |   |   |   |   |   |      |      |    |    |    |    |    |    |               |  |              |  |  |  |  |  |  |  |
|  <p><b>R27806</b>                      <b>R27806S</b></p> <p><b>Two Seater - Extended Back</b><br/>COM Yardage: Back: 3.50; Seat: 2<br/>Freight class: 250<br/>Product weight: 131   152 shelf model<br/>Cubic feet per carton: 53.75   72.75 shelf model</p> | <p><b>R27806</b>      Base Price:      <b>\$4455</b></p> <p><b>R27806S</b>    Base Price:      <b>\$5182</b></p> <p>Back upcharge:      <b>+0</b>    <b>+\$112</b> <b>+\$200</b> <b>+\$329</b> <b>+\$511</b> <b>+\$588</b> <b>+\$746</b> <b>+\$994</b> <b>+\$1180</b> <b>+\$1383</b> <b>+\$1806</b> <b>+\$2251</b></p> <p>Seat upcharge:      <b>+0</b>    <b>+\$64</b> <b>+\$114</b> <b>+\$188</b> <b>+\$292</b> <b>+\$336</b> <b>+\$426</b> <b>+\$568</b> <b>+\$674</b> <b>+\$790</b> <b>+\$1032</b> <b>+\$1286</b></p> <p>Shelf: 52W 10D 1H</p>            | <table border="1"> <thead> <tr> <th colspan="3">OVERALL DIMENSIONS</th> <th colspan="3">SEAT DIMENSIONS</th> <th colspan="2">BACK DIMENSIONS</th> </tr> <tr> <th>W</th> <th>D</th> <th>H</th> <th>W</th> <th>D</th> <th>H</th> <th>W</th> <th>H</th> </tr> </thead> <tbody> <tr> <td>52</td> <td>31</td> <td>47</td> <td>52</td> <td>19</td> <td>18</td> <td>52</td> <td>29</td> </tr> <tr> <td colspan="2"><b>RTA 00</b></td> <td colspan="6">1 per carton</td> <td colspan="2"></td> </tr> </tbody> </table>     |    |                 |    |    |                 |   |   |   |    |    |    | OVERALL DIMENSIONS |  |  | SEAT DIMENSIONS |  |  | BACK DIMENSIONS |  | W | D | H | W | D | H | W | H | 52   | 31   | 47 | 52 | 19 | 18 | 52 | 29 | <b>RTA 00</b> |  | 1 per carton |  |  |  |  |  |  |  |
|  | OVERALL DIMENSIONS  |  |    | SEAT DIMENSIONS |    |    | BACK DIMENSIONS |   |   |   |    |    |    |                    |  |  |                 |  |  |                 |  |   |   |   |   |   |   |   |   |      |      |    |    |    |    |    |    |               |  |              |  |  |  |  |  |  |  |
| W  | D   | H  | W  | D               | H  | W  | H               |   |   |   |    |    |    |                    |  |  |                 |  |  |                 |  |   |   |   |   |   |   |   |   |      |      |    |    |    |    |    |    |               |  |              |  |  |  |  |  |  |  |
| 52   | 31  | 47   | 52 | 19              | 18 | 52 | 29              |   |   |   |    |    |    |                    |  |  |                 |  |  |                 |  |   |   |   |   |   |   |   |   |      |      |    |    |    |    |    |    |               |  |              |  |  |  |  |  |  |  |
| <b>RTA 00</b>  |   | 1 per carton   |    |                 |    |    |                 |   |   |   |    |    |    |                    |  |  |                 |  |  |                 |  |   |   |   |   |   |   |   |   |      |      |    |    |    |    |    |    |               |  |              |  |  |  |  |  |  |  |
|  | <p>For power/USB unit, see electrical placement chart. Includes ganging hardware (2 sides).<br/>Add \$96 for (SSS), \$168 for (SBS)<br/>Add \$1260 for 72 lbs. (CW), (C6)<br/>Add \$196 for (SP) or \$773 for (BS)<br/>Add \$40 for (TP)<br/>Add \$252 for (MB)</p>   |  |    |                 |    |    |                 |   |   |   |    |    |    |                    |  |  |                 |  |  |                 |  |   |   |   |   |   |   |   |   |      |      |    |    |    |    |    |    |               |  |              |  |  |  |  |  |  |  |
|  <p><b>R27806B</b>                      <b>R27806SB</b></p> <p><b>Two Seater - Extended Back</b><br/>COM Yardage: Back: 6 Seat: 2<br/>Freight class: 250<br/>Product weight: 151   172 shelf model<br/>Cubic feet per carton: 60.5   82 shelf model</p>       | <p><b>R27806B</b>      Base Price:      <b>\$5193</b></p> <p><b>R27806SB</b>    Base Price:      <b>\$5918</b></p> <p>Back/Arm upcharge:      <b>+0</b>    <b>+\$192</b> <b>+\$342</b> <b>+\$564</b> <b>+\$876</b> <b>+\$1008</b> <b>+\$1278</b> <b>+\$1704</b> <b>+\$2022</b> <b>+\$2370</b> <b>+\$3096</b> <b>+\$3858</b></p> <p>Seat upcharge:      <b>+0</b>    <b>+\$64</b> <b>+\$114</b> <b>+\$188</b> <b>+\$292</b> <b>+\$336</b> <b>+\$426</b> <b>+\$568</b> <b>+\$674</b> <b>+\$790</b> <b>+\$1032</b> <b>+\$1286</b></p> <p>Shelf: 52W 10D 1H</p>   | <table border="1"> <thead> <tr> <th colspan="3">OVERALL DIMENSIONS</th> <th colspan="3">SEAT DIMENSIONS</th> <th colspan="2">BACK DIMENSIONS</th> </tr> <tr> <th>W</th> <th>D</th> <th>H</th> <th>W</th> <th>D</th> <th>H</th> <th>W</th> <th>H</th> </tr> </thead> <tbody> <tr> <td>59</td> <td>31</td> <td>47</td> <td>52</td> <td>19</td> <td>18</td> <td>52</td> <td>29</td> </tr> <tr> <td colspan="2"><b>RTA 00</b></td> <td colspan="6">1 per carton</td> <td colspan="2"></td> </tr> </tbody> </table>     |    |                 |    |    |                 |   |   |   |    |    |    | OVERALL DIMENSIONS |  |  | SEAT DIMENSIONS |  |  | BACK DIMENSIONS |  | W | D | H | W | D | H | W | H | 59   | 31   | 47 | 52 | 19 | 18 | 52 | 29 | <b>RTA 00</b> |  | 1 per carton |  |  |  |  |  |  |  |
|  | OVERALL DIMENSIONS  |  |    | SEAT DIMENSIONS |    |    | BACK DIMENSIONS |   |   |   |    |    |    |                    |  |  |                 |  |  |                 |  |   |   |   |   |   |   |   |   |      |      |    |    |    |    |    |    |               |  |              |  |  |  |  |  |  |  |
| W  | D   | H  | W  | D               | H  | W  | H               |   |   |   |    |    |    |                    |  |  |                 |  |  |                 |  |   |   |   |   |   |   |   |   |      |      |    |    |    |    |    |    |               |  |              |  |  |  |  |  |  |  |
| 59   | 31  | 47   | 52 | 19              | 18 | 52 | 29              |   |   |   |    |    |    |                    |  |  |                 |  |  |                 |  |   |   |   |   |   |   |   |   |      |      |    |    |    |    |    |    |               |  |              |  |  |  |  |  |  |  |
| <b>RTA 00</b>  |   | 1 per carton   |    |                 |    |    |                 |   |   |   |    |    |    |                    |  |  |                 |  |  |                 |  |   |   |   |   |   |   |   |   |      |      |    |    |    |    |    |    |               |  |              |  |  |  |  |  |  |  |
|  | <p>For power/USB unit, see electrical placement chart. Ganging not available.<br/>Add \$96 for (SSS), \$221 for (SBS)<br/>Add \$1260 for 72 lbs. (CW), (C6)<br/>Add \$196 for (SP) or \$773 for (BS)<br/>Add \$40 for (TP)<br/>Add \$252 for (MB)</p>   |  |    |                 |    |    |                 |   |   |   |    |    |    |                    |  |  |                 |  |  |                 |  |   |   |   |   |   |   |   |   |      |      |    |    |    |    |    |    |               |  |              |  |  |  |  |  |  |  |
|  <p><b>R27806L</b>                      <b>R27806R</b></p> <p><b>Two Seater - Extended Back</b><br/>COM Yardage: Back: 5; Seat: 2<br/>Freight class: 250<br/>Product weight: 141<br/>Cubic feet per carton: 60.5</p>  | <p><b>R27806L</b>      Base Price:      <b>\$4824</b></p> <p><b>R27806R</b>      Base Price:      <b>\$5551</b></p> <p>Back/Arm upcharge:      <b>+0</b>    <b>+\$160</b> <b>+\$285</b> <b>+\$470</b> <b>+\$730</b> <b>+\$840</b> <b>+\$1065</b> <b>+\$1420</b> <b>+\$1685</b> <b>+\$1975</b> <b>+\$2580</b> <b>+\$3215</b></p> <p>Seat upcharge:      <b>+0</b>    <b>+\$64</b> <b>+\$114</b> <b>+\$188</b> <b>+\$292</b> <b>+\$336</b> <b>+\$426</b> <b>+\$568</b> <b>+\$674</b> <b>+\$790</b> <b>+\$1032</b> <b>+\$1286</b></p> <p>Shelf: 52W 10D 1H</p>   | <table border="1"> <thead> <tr> <th colspan="3">OVERALL DIMENSIONS</th> <th colspan="3">SEAT DIMENSIONS</th> <th colspan="2">BACK DIMENSIONS</th> </tr> <tr> <th>W</th> <th>D</th> <th>H</th> <th>W</th> <th>D</th> <th>H</th> <th>W</th> <th>H</th> </tr> </thead> <tbody> <tr> <td>55.5</td> <td>31</td> <td>47</td> <td>52</td> <td>19</td> <td>18</td> <td>52</td> <td>29</td> </tr> <tr> <td colspan="2"><b>RTA 00</b></td> <td colspan="6">1 per carton</td> <td colspan="2"></td> </tr> </tbody> </table>   |    |                 |    |    |                 |   |   |   |    |    |    | OVERALL DIMENSIONS |  |  | SEAT DIMENSIONS |  |  | BACK DIMENSIONS |  | W | D | H | W | D | H | W | H | 55.5 | 31   | 47 | 52 | 19 | 18 | 52 | 29 | <b>RTA 00</b> |  | 1 per carton |  |  |  |  |  |  |  |
|  | OVERALL DIMENSIONS  |  |    | SEAT DIMENSIONS |    |    | BACK DIMENSIONS |   |   |   |    |    |    |                    |  |  |                 |  |  |                 |  |   |   |   |   |   |   |   |   |      |      |    |    |    |    |    |    |               |  |              |  |  |  |  |  |  |  |
| W  | D   | H  | W  | D               | H  | W  | H               |   |   |   |    |    |    |                    |  |  |                 |  |  |                 |  |   |   |   |   |   |   |   |   |      |      |    |    |    |    |    |    |               |  |              |  |  |  |  |  |  |  |
| 55.5   | 31  | 47   | 52 | 19              | 18 | 52 | 29              |   |   |   |    |    |    |                    |  |  |                 |  |  |                 |  |   |   |   |   |   |   |   |   |      |      |    |    |    |    |    |    |               |  |              |  |  |  |  |  |  |  |
| <b>RTA 00</b>  |   | 1 per carton   |    |                 |    |    |                 |   |   |   |    |    |    |                    |  |  |                 |  |  |                 |  |   |   |   |   |   |   |   |   |      |      |    |    |    |    |    |    |               |  |              |  |  |  |  |  |  |  |
|  | <p>For power/USB unit, see electrical placement chart. Includes ganging hardware (1 side).<br/>Add \$96 for (SSS), \$195 for (SBS)<br/>Add \$1260 for 72 lbs. (CW), (C6)<br/>Add \$196 for (SP) or \$773 for (BS)<br/>Add \$40 for (TP)<br/>Add \$252 for (MB)</p>  |  |    |                 |    |    |                 |   |   |   |    |    |    |                    |  |  |                 |  |  |                 |  |   |   |   |   |   |   |   |   |      |      |    |    |    |    |    |    |               |  |              |  |  |  |  |  |  |  |
|  <p><b>R27806SL</b>                      <b>R27806SR</b></p> <p><b>Two Seater - Extended Back</b><br/>COM Yardage: Back: 5; Seat: 2<br/>Freight class: 250<br/>Product weight: 162<br/>Cubic feet per carton: 82</p>  | <p><b>R27806SL</b>      Base Price:      <b>\$5551</b></p> <p><b>R27806SR</b>      Base Price:      <b>\$5551</b></p> <p>Back/Arm upcharge:      <b>+0</b>    <b>+\$160</b> <b>+\$285</b> <b>+\$470</b> <b>+\$730</b> <b>+\$840</b> <b>+\$1065</b> <b>+\$1420</b> <b>+\$1685</b> <b>+\$1975</b> <b>+\$2580</b> <b>+\$3215</b></p> <p>Seat upcharge:      <b>+0</b>    <b>+\$64</b> <b>+\$114</b> <b>+\$188</b> <b>+\$292</b> <b>+\$336</b> <b>+\$426</b> <b>+\$568</b> <b>+\$674</b> <b>+\$790</b> <b>+\$1032</b> <b>+\$1286</b></p> <p>Shelf: 52W 10D 1H</p> | <table border="1"> <thead> <tr> <th colspan="3">OVERALL DIMENSIONS</th> <th colspan="3">SEAT DIMENSIONS</th> <th colspan="2">BACK DIMENSIONS</th> </tr> <tr> <th>W</th> <th>D</th> <th>H</th> <th>W</th> <th>D</th> <th>H</th> <th>W</th> <th>H</th> </tr> </thead> <tbody> <tr> <td>55.5</td> <td>41.5</td> <td>47</td> <td>52</td> <td>19</td> <td>18</td> <td>52</td> <td>29</td> </tr> <tr> <td colspan="2"><b>RTA 00</b></td> <td colspan="6">1 per carton</td> <td colspan="2"></td> </tr> </tbody> </table> |    |                 |    |    |                 |   |   |   |    |    |    | OVERALL DIMENSIONS |  |  | SEAT DIMENSIONS |  |  | BACK DIMENSIONS |  | W | D | H | W | D | H | W | H | 55.5 | 41.5 | 47 | 52 | 19 | 18 | 52 | 29 | <b>RTA 00</b> |  | 1 per carton |  |  |  |  |  |  |  |
|  | OVERALL DIMENSIONS  |  |    | SEAT DIMENSIONS |    |    | BACK DIMENSIONS |   |   |   |    |    |    |                    |  |  |                 |  |  |                 |  |   |   |   |   |   |   |   |   |      |      |    |    |    |    |    |    |               |  |              |  |  |  |  |  |  |  |
| W  | D   | H  | W  | D               | H  | W  | H               |   |   |   |    |    |    |                    |  |  |                 |  |  |                 |  |   |   |   |   |   |   |   |   |      |      |    |    |    |    |    |    |               |  |              |  |  |  |  |  |  |  |
| 55.5   | 41.5  | 47   | 52 | 19              | 18 | 52 | 29              |   |   |   |    |    |    |                    |  |  |                 |  |  |                 |  |   |   |   |   |   |   |   |   |      |      |    |    |    |    |    |    |               |  |              |  |  |  |  |  |  |  |
| <b>RTA 00</b>  |   | 1 per carton   |    |                 |    |    |                 |   |   |   |    |    |    |                    |  |  |                 |  |  |                 |  |   |   |   |   |   |   |   |   |      |      |    |    |    |    |    |    |               |  |              |  |  |  |  |  |  |  |
|  | <p>For power/USB unit, see electrical placement chart. Includes ganging hardware (1 side).<br/>Add \$96 for (SSS), \$195 for (SBS)<br/>Add \$1260 for 72 lbs. (CW), (C6)<br/>Add \$196 for (SP) or \$773 for (BS)<br/>Add \$40 for (TP)<br/>Add \$252 for (MB)</p>  |  |    |                 |    |    |                 |   |   |   |    |    |    |                    |  |  |                 |  |  |                 |  |   |   |   |   |   |   |   |   |      |      |    |    |    |    |    |    |               |  |              |  |  |  |  |  |  |  |





| DESCRIPTION   | MODEL#/ FEATURES   | STANDARD TEXTILE GRADES   |   |   |      |      |    |   |   |   |    |    |    |   |   |    |    |  |  |  |  |  |  |  |  |  |  |  |
|---|--|---|---|---|------|------|----|---|---|---|----|----|----|---|---|----|----|--|--|--|--|--|--|--|--|--|--|--|
|   |  | 1/COM   | 2 | 3 | 4    | 5    | 6  | 7 | 8 | 9 | 10 | 11 | 12 |   |   |    |    |  |  |  |  |  |  |  |  |  |  |  |
|  <p><b>R27809</b>      <b>R27809S</b></p> <p><b>Three Seater - Extended Back</b><br/>COM Yardage: Back: 6.50; Seat: 3.50<br/>Freight class: 250<br/>Product weight: 165   198 shelf model<br/>Cubic feet per carton: 79.25   108.5 shelf model</p> | <p><b>R27809</b>      Base Price: <b>\$6381</b></p> <p><b>R27809S</b>      Base Price: <b>\$7340</b></p> <p>Back upcharge: <b>+0</b>    <b>+\$208</b>    <b>+\$371</b>    <b>+\$611</b>    <b>+\$949</b>    <b>+\$1092+\$1385</b>    <b>+\$1846</b>    <b>+\$2191</b>    <b>+\$2568</b>    <b>+\$3354</b>    <b>+\$4180</b></p> <p>Seat upcharge: <b>+0</b>    <b>+\$112</b>    <b>+\$200</b>    <b>+\$329</b>    <b>+\$511</b>    <b>+\$588</b>    <b>+\$746</b>    <b>+\$994</b>    <b>+\$1180</b>    <b>+\$1383</b>    <b>+\$1806</b>    <b>+\$2251</b></p>   | <p>For power/USB unit, see electrical placement chart.<br/>Includes ganging hardware (2 sides).<br/>Add \$117 for (SSS), \$196 for (SBS)<br/>Add \$1260 for 72 lbs. (CW), (C6)<br/>Add \$294 for (SP) or \$1063 for (BS)<br/>Add \$40 for (TP)<br/>Add \$375 for (MB)</p> |   |   |      |      |    |   |   |   |    |    |    |   |   |    |    |  |  |  |  |  |  |  |  |  |  |  |
|   | <p><b>OVERALL DIMENSIONS</b></p> <table border="1"> <thead> <tr> <th>W</th> <th>D</th> <th>H</th> </tr> </thead> <tbody> <tr> <td>78</td> <td>31</td> <td>47</td> </tr> </tbody> </table> <p><b>SEAT DIMENSIONS</b></p> <table border="1"> <thead> <tr> <th>W</th> <th>D</th> <th>H</th> </tr> </thead> <tbody> <tr> <td>78</td> <td>19</td> <td>18</td> </tr> </tbody> </table> <p><b>BACK DIMENSIONS</b></p> <table border="1"> <thead> <tr> <th>W</th> <th>H</th> </tr> </thead> <tbody> <tr> <td>78</td> <td>29</td> </tr> </tbody> </table> <p><b>RTA 00</b>      1 per carton</p>                              | W   | D | H | 78   | 31   | 47 | W | D | H | 78 | 19 | 18 | W | H | 78 | 29 |  |  |  |  |  |  |  |  |  |  |  |
| W   | D  | H   |   |   |      |      |    |   |   |   |    |    |    |   |   |    |    |  |  |  |  |  |  |  |  |  |  |  |
| 78  | 31   | 47  |   |   |      |      |    |   |   |   |    |    |    |   |   |    |    |  |  |  |  |  |  |  |  |  |  |  |
| W   | D  | H   |   |   |      |      |    |   |   |   |    |    |    |   |   |    |    |  |  |  |  |  |  |  |  |  |  |  |
| 78  | 19   | 18  |   |   |      |      |    |   |   |   |    |    |    |   |   |    |    |  |  |  |  |  |  |  |  |  |  |  |
| W   | H  |   |   |   |      |      |    |   |   |   |    |    |    |   |   |    |    |  |  |  |  |  |  |  |  |  |  |  |
| 78  | 29   |   |   |   |      |      |    |   |   |   |    |    |    |   |   |    |    |  |  |  |  |  |  |  |  |  |  |  |
|  <p><b>R27809B</b>      <b>R27809SB</b></p> <p><b>Three Seater - Extended Back</b><br/>COM Yardage: Back: 7.50; Seat: 3.50<br/>Freight class: 250<br/>Product weight: 190   220 shelf model<br/>Cubic feet per carton: 86.25   114 shelf model</p> | <p><b>R27809B</b>      Base Price: <b>\$7117</b></p> <p><b>R27809SB</b>      Base Price: <b>\$8076</b></p> <p>Back/Arm upcharge: <b>+0</b>    <b>+\$272</b>    <b>+\$485</b>    <b>+\$799</b>    <b>+\$1241</b>    <b>+\$1428+\$1811</b>    <b>+\$2414</b>    <b>+\$2865</b>    <b>+\$3358</b>    <b>+\$4386</b>    <b>+\$5466</b></p> <p>Seat upcharge: <b>+0</b>    <b>+\$112</b>    <b>+\$200</b>    <b>+\$329</b>    <b>+\$511</b>    <b>+\$588</b>    <b>+\$746</b>    <b>+\$994</b>    <b>+\$1180</b>    <b>+\$1383</b>    <b>+\$1806</b>    <b>+\$2251</b></p>  | <p>For power/USB unit, see electrical placement chart.<br/>Ganging not available.<br/>Add \$117 for (SSS), \$248 for (SBS)<br/>Add \$1260 for 72 lbs. (CW), (C6)<br/>Add \$294 for (SP) or \$1063 for (BS)<br/>Add \$40 for (TP)<br/>Add \$375 for (MB)</p>               |   |   |      |      |    |   |   |   |    |    |    |   |   |    |    |  |  |  |  |  |  |  |  |  |  |  |
|   | <p><b>OVERALL DIMENSIONS</b></p> <table border="1"> <thead> <tr> <th>W</th> <th>D</th> <th>H</th> </tr> </thead> <tbody> <tr> <td>85</td> <td>31</td> <td>47</td> </tr> </tbody> </table> <p><b>SEAT DIMENSIONS</b></p> <table border="1"> <thead> <tr> <th>W</th> <th>D</th> <th>H</th> </tr> </thead> <tbody> <tr> <td>78</td> <td>19</td> <td>18</td> </tr> </tbody> </table> <p><b>BACK DIMENSIONS</b></p> <table border="1"> <thead> <tr> <th>W</th> <th>H</th> </tr> </thead> <tbody> <tr> <td>78</td> <td>29</td> </tr> </tbody> </table> <p><b>RTA 00</b>      1 per carton</p>                              | W   | D | H | 85   | 31   | 47 | W | D | H | 78 | 19 | 18 | W | H | 78 | 29 |  |  |  |  |  |  |  |  |  |  |  |
| W   | D  | H   |   |   |      |      |    |   |   |   |    |    |    |   |   |    |    |  |  |  |  |  |  |  |  |  |  |  |
| 85  | 31   | 47  |   |   |      |      |    |   |   |   |    |    |    |   |   |    |    |  |  |  |  |  |  |  |  |  |  |  |
| W   | D  | H   |   |   |      |      |    |   |   |   |    |    |    |   |   |    |    |  |  |  |  |  |  |  |  |  |  |  |
| 78  | 19   | 18  |   |   |      |      |    |   |   |   |    |    |    |   |   |    |    |  |  |  |  |  |  |  |  |  |  |  |
| W   | H  |   |   |   |      |      |    |   |   |   |    |    |    |   |   |    |    |  |  |  |  |  |  |  |  |  |  |  |
| 78  | 29   |   |   |   |      |      |    |   |   |   |    |    |    |   |   |    |    |  |  |  |  |  |  |  |  |  |  |  |
|  <p><b>R27809L</b>      <b>R27809R</b></p> <p><b>Three Seater - Extended Back</b><br/>COM Yardage: Back: 7.50; Seat: 3.50<br/>Freight class: 250<br/>Product weight: 180<br/>Cubic feet per carton: 86.25</p>                                     | <p><b>R27809L</b>      Base Price: <b>\$6749</b></p> <p><b>R27809R</b>      Base Price: <b>\$6749</b></p> <p>Back/Arm upcharge: <b>+0</b>    <b>+\$240</b>    <b>+\$428</b>    <b>+\$705</b>    <b>+\$1095</b>    <b>+\$1260+\$1598</b>    <b>+\$2130</b>    <b>+\$2528</b>    <b>+\$2963</b>    <b>+\$3870</b>    <b>+\$4823</b></p> <p>Seat upcharge: <b>+0</b>    <b>+\$112</b>    <b>+\$200</b>    <b>+\$329</b>    <b>+\$511</b>    <b>+\$588</b>    <b>+\$746</b>    <b>+\$994</b>    <b>+\$1180</b>    <b>+\$1383</b>    <b>+\$1806</b>    <b>+\$2251</b></p>   | <p>For power/USB unit, see electrical placement chart.<br/>Includes ganging hardware (1 side).<br/>Add \$117 for (SSS), \$222 for (SBS)<br/>Add \$1260 for 72 lbs. (CW), (C6)<br/>Add \$294 for (SP) or \$1063 for (BS)<br/>Add \$40 for (TP)<br/>Add \$375 for (MB)</p>  |   |   |      |      |    |   |   |   |    |    |    |   |   |    |    |  |  |  |  |  |  |  |  |  |  |  |
|   | <p><b>OVERALL DIMENSIONS</b></p> <table border="1"> <thead> <tr> <th>W</th> <th>D</th> <th>H</th> </tr> </thead> <tbody> <tr> <td>81.5</td> <td>31</td> <td>47</td> </tr> </tbody> </table> <p><b>SEAT DIMENSIONS</b></p> <table border="1"> <thead> <tr> <th>W</th> <th>D</th> <th>H</th> </tr> </thead> <tbody> <tr> <td>78</td> <td>19</td> <td>18</td> </tr> </tbody> </table> <p><b>BACK DIMENSIONS</b></p> <table border="1"> <thead> <tr> <th>W</th> <th>H</th> </tr> </thead> <tbody> <tr> <td>78</td> <td>29</td> </tr> </tbody> </table> <p><b>RTA 00</b>      1 per carton</p>                            | W   | D | H | 81.5 | 31   | 47 | W | D | H | 78 | 19 | 18 | W | H | 78 | 29 |  |  |  |  |  |  |  |  |  |  |  |
| W   | D  | H   |   |   |      |      |    |   |   |   |    |    |    |   |   |    |    |  |  |  |  |  |  |  |  |  |  |  |
| 81.5  | 31   | 47  |   |   |      |      |    |   |   |   |    |    |    |   |   |    |    |  |  |  |  |  |  |  |  |  |  |  |
| W   | D  | H   |   |   |      |      |    |   |   |   |    |    |    |   |   |    |    |  |  |  |  |  |  |  |  |  |  |  |
| 78  | 19   | 18  |   |   |      |      |    |   |   |   |    |    |    |   |   |    |    |  |  |  |  |  |  |  |  |  |  |  |
| W   | H  |   |   |   |      |      |    |   |   |   |    |    |    |   |   |    |    |  |  |  |  |  |  |  |  |  |  |  |
| 78  | 29   |   |   |   |      |      |    |   |   |   |    |    |    |   |   |    |    |  |  |  |  |  |  |  |  |  |  |  |
|  <p><b>R27809SL</b>      <b>R27809SR</b></p> <p><b>Three Seater - Extended Back</b><br/>COM Yardage: Back: 7.50; Seat: 3.50<br/>Freight class: 250<br/>Product weight: 210<br/>Cubic feet per carton: 114</p>                                    | <p><b>R27809SL</b>      Base Price: <b>\$7708</b></p> <p><b>R27809SR</b>      Base Price: <b>\$7708</b></p> <p>Back/Arm upcharge: <b>+0</b>    <b>+\$240</b>    <b>+\$428</b>    <b>+\$705</b>    <b>+\$1095</b>    <b>+\$1260+\$1598</b>    <b>+\$2130</b>    <b>+\$2528</b>    <b>+\$2963</b>    <b>+\$3870</b>    <b>+\$4823</b></p> <p>Seat upcharge: <b>+0</b>    <b>+\$112</b>    <b>+\$200</b>    <b>+\$329</b>    <b>+\$511</b>    <b>+\$588</b>    <b>+\$746</b>    <b>+\$994</b>    <b>+\$1180</b>    <b>+\$1383</b>    <b>+\$1806</b>    <b>+\$2251</b></p>   | <p>For power/USB unit, see electrical placement chart.<br/>Includes ganging hardware (1 side).<br/>Add \$117 for (SSS), \$222 for (SBS)<br/>Add \$1260 for 72 lbs. (CW), (C6)<br/>Add \$294 for (SP) or \$1063 for (BS)<br/>Add \$40 for (TP)<br/>Add \$375 for (MB)</p>  |   |   |      |      |    |   |   |   |    |    |    |   |   |    |    |  |  |  |  |  |  |  |  |  |  |  |
|   | <p>Shelf: 52W 10D 1H</p> <p><b>OVERALL DIMENSIONS</b></p> <table border="1"> <thead> <tr> <th>W</th> <th>D</th> <th>H</th> </tr> </thead> <tbody> <tr> <td>81.5</td> <td>41.5</td> <td>47</td> </tr> </tbody> </table> <p><b>SEAT DIMENSIONS</b></p> <table border="1"> <thead> <tr> <th>W</th> <th>D</th> <th>H</th> </tr> </thead> <tbody> <tr> <td>78</td> <td>19</td> <td>18</td> </tr> </tbody> </table> <p><b>BACK DIMENSIONS</b></p> <table border="1"> <thead> <tr> <th>W</th> <th>H</th> </tr> </thead> <tbody> <tr> <td>78</td> <td>29</td> </tr> </tbody> </table> <p><b>RTA 00</b>      1 per carton</p> | W   | D | H | 81.5 | 41.5 | 47 | W | D | H | 78 | 19 | 18 | W | H | 78 | 29 |  |  |  |  |  |  |  |  |  |  |  |
| W   | D  | H   |   |   |      |      |    |   |   |   |    |    |    |   |   |    |    |  |  |  |  |  |  |  |  |  |  |  |
| 81.5  | 41.5   | 47  |   |   |      |      |    |   |   |   |    |    |    |   |   |    |    |  |  |  |  |  |  |  |  |  |  |  |
| W   | D  | H   |   |   |      |      |    |   |   |   |    |    |    |   |   |    |    |  |  |  |  |  |  |  |  |  |  |  |
| 78  | 19   | 18  |   |   |      |      |    |   |   |   |    |    |    |   |   |    |    |  |  |  |  |  |  |  |  |  |  |  |
| W   | H  |   |   |   |      |      |    |   |   |   |    |    |    |   |   |    |    |  |  |  |  |  |  |  |  |  |  |  |
| 78  | 29   |   |   |   |      |      |    |   |   |   |    |    |    |   |   |    |    |  |  |  |  |  |  |  |  |  |  |  |

| DESCRIPTION   | MODEL#/ FEATURES   | STANDARD TEXTILE GRADES         |                               |               |               |               |               |               |                |                |                |                |                |  |
|---|--|---------------------------------|-------------------------------|---------------|---------------|---------------|---------------|---------------|----------------|----------------|----------------|----------------|----------------|--|
|   |  | 1/COM                           | 2                             | 3             | 4             | 5             | 6             | 7             | 8              | 9              | 10             | 11             | 12             |  |
|  <p><b>R27810</b></p> <p><b>Bariatric Lounge Chair - Standard Back</b><br/>COM Yardage: Back: 2.25; Seat: 2<br/>Freight class: 250<br/>Product weight: 90<br/>Cubic feet per carton: 28.75</p>   | <b>R27810</b> Base Price:  | <b>\$3150</b>                   |                               |               |               |               |               |               |                |                |                |                |                |  |
|   | Back upcharge:   | <b>+0</b>                       | <b>+\$72</b>                  | <b>+\$129</b> | <b>+\$212</b> | <b>+\$329</b> | <b>+\$378</b> | <b>+\$480</b> | <b>+\$639</b>  | <b>+\$759</b>  | <b>+\$889</b>  | <b>+\$1161</b> | <b>+\$1447</b> |  |
|   | Seat upcharge:   | <b>+0</b>                       | <b>+\$64</b>                  | <b>+\$114</b> | <b>+\$188</b> | <b>+\$292</b> | <b>+\$336</b> | <b>+\$426</b> | <b>+\$568</b>  | <b>+\$674</b>  | <b>+\$790</b>  | <b>+\$1032</b> | <b>+\$1286</b> |  |
|   | For power/USB unit, see electrical placement chart. Includes ganging hardware (2 sides).<br>Add \$70 for (SSS), \$86 for (SBS)<br>Add \$632 for 36 lbs. (CW)<br>Add \$138 for (SP) or \$678 for (BS)<br>Add \$40 for (TP)<br>Add \$188 for (MB)        |                                 |                               |               |               |               |               |               |                |                |                |                |                |  |
|   | <b>OVERALL DIMENSIONS</b><br>W D H   | <b>SEAT DIMENSIONS</b><br>W D H | <b>BACK DIMENSIONS</b><br>W H | 39            | 30            | 32            | 39            | 19            | 18             |                | 39             | 14             |                |  |
|   |  |                                 | <b>RTA 00</b>                 |               |               | 1 per carton  |               |               |                |                |                |                |                |  |
|  <p><b>R27810B</b></p> <p><b>Bariatric Lounge Chair - Standard Back</b><br/>COM Yardage: Back: 4.25; Seat: 2<br/>Freight class: 250<br/>Product weight: 108<br/>Cubic feet per carton: 33</p>  | <b>R27810B</b> Base Price:   | <b>\$3886</b>                   |                               |               |               |               |               |               |                |                |                |                |                |  |
|   | Back/Arm upcharge:   | <b>+0</b>                       | <b>+\$136</b>                 | <b>+\$243</b> | <b>+\$400</b> | <b>+\$621</b> | <b>+\$714</b> | <b>+\$906</b> | <b>+\$1207</b> | <b>+\$1433</b> | <b>+\$1679</b> | <b>+\$2193</b> | <b>+\$2733</b> |  |
|   | Seat upcharge:   | <b>+0</b>                       | <b>+\$64</b>                  | <b>+\$114</b> | <b>+\$188</b> | <b>+\$292</b> | <b>+\$336</b> | <b>+\$426</b> | <b>+\$568</b>  | <b>+\$674</b>  | <b>+\$790</b>  | <b>+\$1032</b> | <b>+\$1286</b> |  |
|   | For power/USB unit, see electrical placement chart. Ganging not available.<br>Add \$70 for (SSS), \$139 for (SBS)<br>Add \$632 for 36 lbs. (CW)<br>Add \$138 for (SP) or \$678 for (BS)<br>Add \$40 for (TP)<br>Add \$188 for (MB)                     |                                 |                               |               |               |               |               |               |                |                |                |                |                |  |
|   | <b>OVERALL DIMENSIONS</b><br>W D H   | <b>SEAT DIMENSIONS</b><br>W D H | <b>BACK DIMENSIONS</b><br>W H | 46            | 30            | 32            | 39            | 19            | 18             |                | 39             | 14             |                |  |
|   |  |                                 | <b>RTA 00</b>                 |               |               | 1 per carton  |               |               |                |                |                |                |                |  |
|   <p><b>R27810L</b></p> <p><b>Bariatric Lounge Chair - Standard Back</b><br/>COM Yardage: Back: 3.25; Seat: 2<br/>Freight class: 250<br/>Product weight: 98<br/>Cubic feet per carton: 33</p> | <b>R27810L</b> Base Price:   | <b>\$3518</b>                   |                               |               |               |               |               |               |                |                |                |                |                |  |
|   | <b>R27810R</b> Base Price:   | <b>\$3518</b>                   |                               |               |               |               |               |               |                |                |                |                |                |  |
|   | Back/Arm upcharge:   | <b>+0</b>                       | <b>+\$104</b>                 | <b>+\$186</b> | <b>+\$306</b> | <b>+\$475</b> | <b>+\$546</b> | <b>+\$693</b> | <b>+\$923</b>  | <b>+\$1096</b> | <b>+\$1284</b> | <b>+\$1677</b> | <b>+\$2090</b> |  |
|   | Seat upcharge:   | <b>+0</b>                       | <b>+\$64</b>                  | <b>+\$114</b> | <b>+\$188</b> | <b>+\$292</b> | <b>+\$336</b> | <b>+\$426</b> | <b>+\$568</b>  | <b>+\$674</b>  | <b>+\$790</b>  | <b>+\$1032</b> | <b>+\$1286</b> |  |
|   | For power/USB unit, see electrical placement chart. Includes ganging hardware (1 side).<br>Add \$70 for (SSS), \$112 for (SBS)<br>Add \$632 for 36 lbs. (CW)<br>Add \$138 for (SP) or \$678 for (BS)<br>Add \$40 for (TP)<br>Add \$188 for (MB)        |                                 |                               |               |               |               |               |               |                |                |                |                |                |  |
| <b>OVERALL DIMENSIONS</b><br>W D H  | <b>SEAT DIMENSIONS</b><br>W D H  | <b>BACK DIMENSIONS</b><br>W H   | 42.5                          | 30            | 32            | 39            | 19            | 18            |                | 39             | 14             |                |                |  |
|   |  |                                 | <b>RTA 00</b>                 |               |               | 1 per carton  |               |               |                |                |                |                |                |  |
|  <p><b>R27811</b></p> <p><b>Bariatric Lounge Chair - High Back</b><br/>COM Yardage: Back: 2.75; Seat: 2<br/>Freight class: 250<br/>Product weight: 98<br/>Cubic feet per carton: 36</p>  | <b>R27811</b> Base Price:  | <b>\$3504</b>                   |                               |               |               |               |               |               |                |                |                |                |                |  |
|   | Back upcharge:   | <b>+0</b>                       | <b>+\$88</b>                  | <b>+\$157</b> | <b>+\$259</b> | <b>+\$402</b> | <b>+\$462</b> | <b>+\$586</b> | <b>+\$781</b>  | <b>+\$927</b>  | <b>+\$1087</b> | <b>+\$1419</b> | <b>+\$4341</b> |  |
|   | Seat upcharge:   | <b>+0</b>                       | <b>+\$112</b>                 | <b>+\$114</b> | <b>+\$188</b> | <b>+\$292</b> | <b>+\$336</b> | <b>+\$426</b> | <b>+\$568</b>  | <b>+\$674</b>  | <b>+\$790</b>  | <b>+\$1032</b> | <b>+\$1286</b> |  |
|   | For power/USB unit, see electrical placement chart. Includes ganging hardware (2 sides).<br>Add \$70 for (SSS), \$110 for (SBS)<br>Add \$632 for 36 lbs. (CW), (C6)<br>Add \$138 for (SP) or \$678 for (BS)<br>Add \$40 for (TP)<br>Add \$188 for (MB) |                                 |                               |               |               |               |               |               |                |                |                |                |                |  |
|   | <b>OVERALL DIMENSIONS</b><br>W D H   | <b>SEAT DIMENSIONS</b><br>W D H | <b>BACK DIMENSIONS</b><br>W H | 39            | 30.5          | 41.5          | 39            | 19            | 18             |                | 39             | 23.5           |                |  |
|   |  |                                 | <b>RTA 00</b>                 |               |               | 1 per carton  |               |               |                |                |                |                |                |  |

DESCRIPTION MODEL#/ FEATURES STANDARD TEXTILE GRADES



R27811B

**Bariatric Lounge Chair - High Back**

COM Yardage: Back: 4.75; Seat: 2  
Freight class: 250  
Product weight: 117.5  
Cubic feet per carton: 42.25

R27811B Base Price:

\$4239

Back/Arm upcharge:

+0 +\$152 +\$271 +\$447 +\$694 +\$798 +\$1012 +\$1349 +\$1601 +\$1877 +\$2451 +\$3055

Seat upcharge:

+0 +\$64 +\$114 +\$188 +\$292 +\$336 +\$426 +\$568 +\$674 +\$790 +\$1032 +\$1286

For power/USB unit, see electrical placement chart.  
Ganging not available.

Add \$70 for (SSS), \$162 for (SBS)

Add \$632 for 36 lbs. (CW), (C6)

Add \$138 for (SP) or \$678 for (BS)

Add \$40 for (TP)

Add \$188 for (MB)

OVERALL DIMENSIONS

W D H

46 30.5 41.5

SEAT DIMENSIONS

W D H

39 19 18

BACK DIMENSIONS

W H

39 23.5

RTA 00

1 per carton



R27811L

**Bariatric Lounge Chair - High Back**

COM Yardage: Back: 3.75; Seat: 2  
Freight class: 250  
Product weight: 107.5  
Cubic feet per carton: 42.25



R27811R

R27811L Base Price:

\$3872

R27811R Base Price:

\$3872

Back/Arm upcharge:

+0 +\$120 +\$214 +\$353 +\$548 +\$630 +\$799 +\$1065 +\$1264 +\$1482 +\$1935 +\$2412

Seat upcharge:

+0 +\$64 +\$114 +\$188 +\$292 +\$336 +\$426 +\$568 +\$674 +\$790 +\$1032 +\$1286

For power/USB unit, see electrical placement chart.

Includes ganging hardware (1 side).

Add \$70 for (SSS), \$137 for (SBS)

Add \$632 for 36 lbs. (CW), (C6)

Add \$138 for (SP) or \$678 for (BS)

Add \$40 for (TP)

Add \$188 for (MB)

OVERALL DIMENSIONS

W D H

42.5 30.5 41.5

SEAT DIMENSIONS

W D H

39 19 18

BACK DIMENSIONS

W H

39 23.5

RTA 00

1 per carton



R27812

**Bariatric Lounge Chair - Extended Back**

COM Yardage: Back: 3.25; Seat: 2  
Freight class: 250  
Product weight: 115  
Cubic feet per carton: 41

R27812 Base Price:

\$3709

Back upcharge:

+0 +\$104 +\$186 +\$306 +\$475 +\$546 +\$693 +\$923 +\$1096 +\$1284 +\$1677 +\$2090

Seat upcharge:

+0 +\$64 +\$114 +\$188 +\$292 +\$336 +\$426 +\$568 +\$674 +\$790 +\$1032 +\$1286

For power/USB unit, see electrical placement chart.

Includes ganging hardware (2 sides).

Add \$70 for (SSS), \$119 for (SBS)

Add \$632 for 36 lbs. (CW), (C6)

Add \$138 for (SP) or \$678 for (BS)

Add \$40 for (TP)

Add \$188 for (MB)

OVERALL DIMENSIONS

W D H

39 31 47

SEAT DIMENSIONS

W D H

39 19 18

BACK DIMENSIONS

W H

39 29

RTA 00

1 per carton



R27812B

**Bariatric Lounge Chair - Extended Back**

COM Yardage: Back: 5.25; Seat: 2  
Freight class: 250  
Product weight: 132.5  
Cubic feet per carton: 47.25

R27812B Base Price:

\$4446

Back/Arm upcharge:

+0 +\$168 +\$300 +\$494 +\$767 +\$882 +\$1119 +\$1491 +\$1770 +\$2074 +\$2709 +\$3376

Seat upcharge:

+0 +\$64 +\$114 +\$188 +\$292 +\$336 +\$426 +\$568 +\$674 +\$790 +\$1032 +\$1286

For power/USB unit, see electrical placement chart.

Ganging not available.

Add \$70 for (SSS), \$171 for (SBS)

Add \$632 for 36 lbs. (CW), (C6)

Add \$138 for (SP) or \$678 for (BS)

Add \$40 for (TP)

Add \$188 for (MB)

OVERALL DIMENSIONS

W D H

46 31 47

SEAT DIMENSIONS

W D H

39 19 18


BACK DIMENSIONS


W H


39 29


RTA 00

1 per carton





| DESCRIPTION   | MODEL#/ FEATURES  | STANDARD TEXTILE GRADES   |               |               |                        |               |               |                        |               |                |                |                |                |                |
|---|---|---------------------------|---------------|---------------|------------------------|---------------|---------------|------------------------|---------------|----------------|----------------|----------------|----------------|----------------|
|   |   | 1/COM                     | 2             | 3             | 4                      | 5             | 6             | 7                      | 8             | 9              | 10             | 11             | 12             |                |
|  <p><b>R27812L</b></p> <p><b>Bariatric Lounge Chair - Extended Back</b><br/>COM Yardage: Back: 4.25; Seat: 2<br/>Freight class: 250<br/>Product weight: 122.5<br/>Cubic feet per carton: 47.25</p> | <p><b>R27812R</b></p> <p>For power/USB unit, see electrical placement chart.<br/>Includes ganging hardware (1 side).<br/>Add \$70 for (SSS), \$145 for (SBS)<br/>Add \$632 for 36 lbs. (CW), (C6)<br/>Add \$138 for (SP) or \$678 for (BS)<br/>Add \$40 for (TP)<br/>Add \$188 for (MB)</p> | Base Price:               | <b>\$4079</b> |               |                        |               |               |                        |               |                |                |                |                |                |
|   |   | Base Price:               | <b>\$4079</b> |               |                        |               |               |                        |               |                |                |                |                |                |
|   |   | Back/Arm upcharge:        | <b>+0</b>     | <b>+\$136</b> | <b>+\$243</b>          | <b>+\$400</b> | <b>+\$621</b> | <b>+\$714</b>          | <b>+\$906</b> | <b>+\$1207</b> | <b>+\$1433</b> | <b>+\$1679</b> | <b>+\$2193</b> | <b>+\$2733</b> |
|   |   | Seat upcharge:            | <b>+0</b>     | <b>+\$64</b>  | <b>+\$114</b>          | <b>+\$188</b> | <b>+\$292</b> | <b>+\$336</b>          | <b>+\$426</b> | <b>+\$568</b>  | <b>+\$674</b>  | <b>+\$790</b>  | <b>+\$1032</b> | <b>+\$1286</b> |
|   |   | <b>OVERALL DIMENSIONS</b> |               |               | <b>SEAT DIMENSIONS</b> |               |               | <b>BACK DIMENSIONS</b> |               |                |                |                |                |                |
|   |   | <b>W</b>                  | <b>D</b>      | <b>H</b>      | <b>W</b>               | <b>D</b>      | <b>H</b>      | <b>W</b>               | <b>H</b>      |                |                |                |                |                |
|   |   | 42.5                      | 31            | 47            | 39                     | 19            | 18            | 39                     | 29            |                |                |                |                |                |
|   |   | <b>RTA 00</b>             |               | 1 per carton  |                        |               |               |                        |               |                |                |                |                |                |





| DESCRIPTION  | MODEL#/ FEATURES  | STANDARD TEXTILE GRADES   |               |              |                        |               |               |                        |               |               |                |                |                |                |
|--|---|---------------------------|---------------|--------------|------------------------|---------------|---------------|------------------------|---------------|---------------|----------------|----------------|----------------|----------------|
|  |   | 1/COM                     | 2             | 3            | 4                      | 5             | 6             | 7                      | 8             | 9             | 10             | 11             | 12             |                |
|  <p><b>R27815</b></p> <p><b>Inside Curve Two Seater - Standard Back</b><br/>COM Yardage: Back: 3; Seat: 2<br/>Freight class: 250<br/>Product weight: 93   119 shelf model<br/>Cubic feet per carton: 42.75   63.5 shelf model</p> | <p><b>R27815S</b></p> <p>For power/USB unit, see electrical placement chart.<br/>Includes ganging hardware (2 sides).<br/>Add \$86 for (SSS), \$119 for (SBS)<br/>Add \$1260 for 72 lbs. (CW), (C6)<br/>Add \$174 for (SP) or \$773 for (BS)<br/>Add \$40 for (TP)<br/>Add \$252 for (MB)</p> | Base Price:               | <b>\$3395</b> |              |                        |               |               |                        |               |               |                |                |                |                |
|  |   | Base Price:               | <b>\$4447</b> |              |                        |               |               |                        |               |               |                |                |                |                |
|  |   | Back upcharge:            | <b>+0</b>     | <b>+\$96</b> | <b>+\$171</b>          | <b>+\$282</b> | <b>+\$438</b> | <b>+\$504</b>          | <b>+\$639</b> | <b>+\$852</b> | <b>+\$1011</b> | <b>+\$1185</b> | <b>+\$1548</b> | <b>+\$1929</b> |
|  |   | Seat upcharge:            | <b>+0</b>     | <b>+\$64</b> | <b>+\$114</b>          | <b>+\$188</b> | <b>+\$292</b> | <b>+\$336</b>          | <b>+\$426</b> | <b>+\$568</b> | <b>+\$674</b>  | <b>+\$790</b>  | <b>+\$1032</b> | <b>+\$1286</b> |
|  |   | Shelf: 52W 10D 1H         |               |              |                        |               |               |                        |               |               |                |                |                |                |
|  |   | <b>OVERALL DIMENSIONS</b> |               |              | <b>SEAT DIMENSIONS</b> |               |               | <b>BACK DIMENSIONS</b> |               |               |                |                |                |                |
|  |   | <b>W</b>                  | <b>D</b>      | <b>H</b>     | <b>W</b>               | <b>D</b>      | <b>H</b>      | <b>W</b>               | <b>H</b>      |               |                |                |                |                |
|  |   | 50.5                      | 30            | 32           | 42                     | 19            | 18            | 51                     | 14            |               |                |                |                |                |
|  |   | <b>RTA 00</b>             |               | 1 per carton |                        |               |               |                        |               |               |                |                |                |                |





| DESCRIPTION  | MODEL#/ FEATURES   | STANDARD TEXTILE GRADES   |               |               |                        |               |               |                        |               |                |                |                |                |                |
|--|--|---------------------------|---------------|---------------|------------------------|---------------|---------------|------------------------|---------------|----------------|----------------|----------------|----------------|----------------|
|  |  | 1/COM                     | 2             | 3             | 4                      | 5             | 6             | 7                      | 8             | 9              | 10             | 11             | 12             |                |
|  <p><b>R27815L</b></p> <p><b>Inside Curve Two Seater - Standard Back</b><br/>COM Yardage: Back: 4; Seat: 2<br/>Freight class: 250<br/>Product weight: 102<br/>Cubic feet per carton: 43.5</p> | <p><b>R27815R</b></p> <p>For power/USB unit, see electrical placement chart.<br/>Includes ganging hardware (1 side).<br/>Add \$86 for (SSS), \$145 for (SBS)<br/>Add \$1260 for 72 lbs. (CW), (C6)<br/>Add \$174 for (SP) or \$773 for (BS)<br/>Add \$40 for (TP)<br/>Add \$252 for (MB)</p> | Base Price:               | <b>\$3764</b> |               |                        |               |               |                        |               |                |                |                |                |                |
|  |  | Base Price:               | <b>\$3764</b> |               |                        |               |               |                        |               |                |                |                |                |                |
|  |  | Back/Arm upcharge:        | <b>+0</b>     | <b>+\$128</b> | <b>+\$228</b>          | <b>+\$376</b> | <b>+\$584</b> | <b>+\$672</b>          | <b>+\$852</b> | <b>+\$1136</b> | <b>+\$1348</b> | <b>+\$1580</b> | <b>+\$2064</b> | <b>+\$2572</b> |
|  |  | Seat upcharge:            | <b>+0</b>     | <b>+\$64</b>  | <b>+\$114</b>          | <b>+\$188</b> | <b>+\$292</b> | <b>+\$336</b>          | <b>+\$426</b> | <b>+\$568</b>  | <b>+\$674</b>  | <b>+\$790</b>  | <b>+\$1032</b> | <b>+\$1286</b> |
|  |  | <b>OVERALL DIMENSIONS</b> |               |               | <b>SEAT DIMENSIONS</b> |               |               | <b>BACK DIMENSIONS</b> |               |                |                |                |                |                |
|  |  | <b>W</b>                  | <b>D</b>      | <b>H</b>      | <b>W</b>               | <b>D</b>      | <b>H</b>      | <b>W</b>               | <b>H</b>      |                |                |                |                |                |
|  |  | 54                        | 30            | 32            | 42                     | 19            | 18            | 51                     | 14            |                |                |                |                |                |
|  |  | <b>RTA 00</b>             |               | 1 per carton  |                        |               |               |                        |               |                |                |                |                |                |





| DESCRIPTION  | MODEL#/ FEATURES  | STANDARD TEXTILE GRADES   |               |               |                        |               |               |                        |               |                |                |                |                |                |
|--|---|---------------------------|---------------|---------------|------------------------|---------------|---------------|------------------------|---------------|----------------|----------------|----------------|----------------|----------------|
|  |   | 1/COM                     | 2             | 3             | 4                      | 5             | 6             | 7                      | 8             | 9              | 10             | 11             | 12             |                |
|  <p><b>R27815SL</b></p> <p><b>Inside Curve Two Seater - Standard Back</b><br/>COM Yardage: Back: 4; Seat: 2<br/>Freight class: 250<br/>Product weight: 102   128 shelf model<br/>Cubic feet per carton: 43.5   65 shelf model</p> | <p><b>R27815SR</b></p> <p>For power/USB unit, see electrical placement chart.<br/>Includes ganging hardware (1 side).<br/>Add \$86 for (SSS), \$145 for (SBS)<br/>Add \$1260 for 72 lbs. (CW), (C6)<br/>Add \$174 for (SP) or \$773 for (BS)<br/>Add \$40 for (TP)<br/>Add \$252 for (MB)</p> | Base Price:               | <b>\$4816</b> |               |                        |               |               |                        |               |                |                |                |                |                |
|  |   | Base Price:               | <b>\$4816</b> |               |                        |               |               |                        |               |                |                |                |                |                |
|  |   | Back/Arm upcharge:        | <b>+0</b>     | <b>+\$128</b> | <b>+\$228</b>          | <b>+\$376</b> | <b>+\$584</b> | <b>+\$672</b>          | <b>+\$852</b> | <b>+\$1136</b> | <b>+\$1348</b> | <b>+\$1580</b> | <b>+\$2064</b> | <b>+\$2572</b> |
|  |   | Seat upcharge:            | <b>+0</b>     | <b>+\$64</b>  | <b>+\$114</b>          | <b>+\$188</b> | <b>+\$292</b> | <b>+\$336</b>          | <b>+\$426</b> | <b>+\$568</b>  | <b>+\$674</b>  | <b>+\$790</b>  | <b>+\$1032</b> | <b>+\$1286</b> |
|  |   | Shelf: 52W 10D 1H         |               |               |                        |               |               |                        |               |                |                |                |                |                |
|  |   | <b>OVERALL DIMENSIONS</b> |               |               | <b>SEAT DIMENSIONS</b> |               |               | <b>BACK DIMENSIONS</b> |               |                |                |                |                |                |
|  |   | <b>W</b>                  | <b>D</b>      | <b>H</b>      | <b>W</b>               | <b>D</b>      | <b>H</b>      | <b>W</b>               | <b>H</b>      |                |                |                |                |                |
|  |   | 61.5                      | 40.5          | 32            | 42                     | 19            | 18            | 51                     | 14            |                |                |                |                |                |
|  |   | <b>RTA 00</b>             |               | 1 per carton  |                        |               |               |                        |               |                |                |                |                |                |










| DESCRIPTION   |   | MODEL#/ FEATURES          |               | STANDARD TEXTILE GRADES |                        |               |               |                        |               |                |                |                |                |                |    |  |
|---|---|---------------------------|---------------|-------------------------|------------------------|---------------|---------------|------------------------|---------------|----------------|----------------|----------------|----------------|----------------|----|--|
|   |   |                           |               | 1/COM                   | 2                      | 3             | 4             | 5                      | 6             | 7              | 8              | 9              | 10             | 11             | 12 |  |
|  <p><b>R27816</b></p> <p><b>Inside Curve Two Seater - High Back</b><br/>COM Yardage: Back: 3.50; Seat: 2<br/>Freight class: 300<br/>Product weight: 106   132 shelf model<br/>Cubic feet per carton: 53.75   79.75 shelf model</p> | <p><b>R27816S</b></p> <p>For power/USB unit, see electrical placement chart.<br/>Includes ganging hardware (2 sides).<br/>Add \$86 for (SSS), \$157 for (SBS)<br/>Add \$1260 for 72 lbs. (CW), (C6)<br/>Add \$174 for (SP) or \$773 for (BS)<br/>Add \$40 for (TP)<br/>Add \$252 for (MB)</p> | Base Price:               | <b>\$4419</b> |                         |                        |               |               |                        |               |                |                |                |                |                |    |  |
|   |   | Back Price:               | <b>\$5406</b> |                         |                        |               |               |                        |               |                |                |                |                |                |    |  |
|   |   | Back upcharge:            | <b>+0</b>     | <b>+\$112</b>           | <b>+\$200</b>          | <b>+\$329</b> | <b>+\$511</b> | <b>+\$588</b>          | <b>+\$746</b> | <b>+\$994</b>  | <b>+\$1180</b> | <b>+\$1383</b> | <b>+\$1806</b> | <b>+\$2251</b> |    |  |
|   |   | Seat upcharge:            | <b>+0</b>     | <b>+\$64</b>            | <b>+\$114</b>          | <b>+\$188</b> | <b>+\$292</b> | <b>+\$336</b>          | <b>+\$426</b> | <b>+\$568</b>  | <b>+\$674</b>  | <b>+\$790</b>  | <b>+\$1032</b> | <b>+\$1286</b> |    |  |
|   |   | Shelf: 52W 10D 1H         |               |                         |                        |               |               |                        |               |                |                |                |                |                |    |  |
|   |   | <b>OVERALL DIMENSIONS</b> |               |                         | <b>SEAT DIMENSIONS</b> |               |               | <b>BACK DIMENSIONS</b> |               |                |                |                |                |                |    |  |
|   |   | <b>W</b>                  | <b>D</b>      | <b>H</b>                | <b>W</b>               | <b>D</b>      | <b>H</b>      | <b>W</b>               | <b>H</b>      |                |                |                |                |                |    |  |
|   |   | 51                        | 30.5          | 41.5                    | 42                     | 19            | 18            | 51                     | 23.5          |                |                |                |                |                |    |  |
|   |   | <b>RTA 00</b>             |               | 1 per carton            |                        |               |               |                        |               |                |                |                |                |                |    |  |
|  <p><b>R27816L</b></p> <p><b>Inside Curve Two Seater - High Back</b><br/>COM Yardage: Back: 4.50; Seat: 2<br/>Freight class: 250<br/>Product weight: 115<br/>Cubic feet per carton: 55.5</p>                                       | <p><b>R27816SR</b></p> <p>For power/USB unit, see electrical placement chart.<br/>Includes ganging hardware (1 side).<br/>Add \$86 for (SSS), \$183 for (SBS)<br/>Add \$1260 for 72 lbs. (CW), (C6)<br/>Add \$174 for (SP) or \$773 for (BS)<br/>Add \$40 for (TP)<br/>Add \$252 for (MB)</p> | Base Price:               | <b>\$4788</b> |                         |                        |               |               |                        |               |                |                |                |                |                |    |  |
|   |   | Back Price:               | <b>\$4788</b> |                         |                        |               |               |                        |               |                |                |                |                |                |    |  |
|   |   | Back/Arm upcharge:        | <b>+0</b>     | <b>+\$144</b>           | <b>+\$257</b>          | <b>+\$423</b> | <b>+\$657</b> | <b>+\$756</b>          | <b>+\$959</b> | <b>+\$1278</b> | <b>+\$1517</b> | <b>+\$1778</b> | <b>+\$2322</b> | <b>+\$2894</b> |    |  |
|   |   | Seat upcharge:            | <b>+0</b>     | <b>+\$64</b>            | <b>+\$114</b>          | <b>+\$188</b> | <b>+\$292</b> | <b>+\$336</b>          | <b>+\$426</b> | <b>+\$568</b>  | <b>+\$674</b>  | <b>+\$790</b>  | <b>+\$1032</b> | <b>+\$1286</b> |    |  |
|   |   | Shelf: 52W 10D 1H         |               |                         |                        |               |               |                        |               |                |                |                |                |                |    |  |
|   |   | <b>OVERALL DIMENSIONS</b> |               |                         | <b>SEAT DIMENSIONS</b> |               |               | <b>BACK DIMENSIONS</b> |               |                |                |                |                |                |    |  |
|   |   | <b>W</b>                  | <b>D</b>      | <b>H</b>                | <b>W</b>               | <b>D</b>      | <b>H</b>      | <b>W</b>               | <b>H</b>      |                |                |                |                |                |    |  |
|   |   | 54.5                      | 30.5          | 41.5                    | 42                     | 19            | 18            | 51                     | 23.5          |                |                |                |                |                |    |  |
|   |   | <b>RTA 00</b>             |               | 1 per carton            |                        |               |               |                        |               |                |                |                |                |                |    |  |
|  <p><b>R27816SL</b></p> <p><b>Inside Curve Two Seater - High Back</b><br/>COM Yardage: Back: 4.50; Seat: 2<br/>Freight class: 250<br/>Product weight: 141.5<br/>Cubic feet per carton: 82.5</p>                                   | <p><b>R27816SR</b></p> <p>For power/USB unit, see electrical placement chart.<br/>Includes ganging hardware (1 side).<br/>Add \$86 for (SSS), \$183 for (SBS)<br/>Add \$1260 for 72 lbs. (CW), (C6)<br/>Add \$174 for (SP) or \$773 for (BS)<br/>Add \$40 for (TP)<br/>Add \$252 for (MB)</p> | Base Price:               | <b>\$5775</b> |                         |                        |               |               |                        |               |                |                |                |                |                |    |  |
|   |   | Back Price:               | <b>\$5775</b> |                         |                        |               |               |                        |               |                |                |                |                |                |    |  |
|   |   | Back/Arm upcharge:        | <b>+0</b>     | <b>+\$144</b>           | <b>+\$257</b>          | <b>+\$423</b> | <b>+\$657</b> | <b>+\$756</b>          | <b>+\$959</b> | <b>+\$1278</b> | <b>+\$1517</b> | <b>+\$1778</b> | <b>+\$2322</b> | <b>+\$2894</b> |    |  |
|   |   | Seat upcharge:            | <b>+0</b>     | <b>+\$64</b>            | <b>+\$114</b>          | <b>+\$188</b> | <b>+\$292</b> | <b>+\$336</b>          | <b>+\$426</b> | <b>+\$568</b>  | <b>+\$674</b>  | <b>+\$790</b>  | <b>+\$1032</b> | <b>+\$1286</b> |    |  |
|   |   | Shelf: 52W 10D 1H         |               |                         |                        |               |               |                        |               |                |                |                |                |                |    |  |
|   |   | <b>OVERALL DIMENSIONS</b> |               |                         | <b>SEAT DIMENSIONS</b> |               |               | <b>BACK DIMENSIONS</b> |               |                |                |                |                |                |    |  |
|   |   | <b>W</b>                  | <b>D</b>      | <b>H</b>                | <b>W</b>               | <b>D</b>      | <b>H</b>      | <b>W</b>               | <b>H</b>      |                |                |                |                |                |    |  |
|   |   | 62                        | 41            | 41.5                    | 42                     | 19            | 18            | 51                     | 23.5          |                |                |                |                |                |    |  |
|   |   | <b>RTA 00</b>             |               | 1 per carton            |                        |               |               |                        |               |                |                |                |                |                |    |  |
|  <p><b>R27817</b></p> <p><b>Inside Curve Two Seater - Extended Back</b><br/>COM Yardage: Back: 4; Seat: 2<br/>Freight class: 300<br/>Product weight: 118   139 shelf model<br/>Cubic feet per carton: 61   90.5 shelf model</p>  | <p><b>R27817S</b></p> <p>For power/USB unit, see electrical placement chart.<br/>Includes ganging hardware (2 sides).<br/>Add \$86 for (SSS), \$168 for (SBS)<br/>Add \$1260 for 72 lbs. (CW), (C6)<br/>Add \$174 for (SP) or \$773 for (BS)<br/>Add \$40 for (TP)<br/>Add \$252 for (MB)</p> | Base Price:               | <b>\$4681</b> |                         |                        |               |               |                        |               |                |                |                |                |                |    |  |
|   |   | Back Price:               | <b>\$5669</b> |                         |                        |               |               |                        |               |                |                |                |                |                |    |  |
|   |   | Back upcharge:            | <b>+0</b>     | <b>+\$128</b>           | <b>+\$228</b>          | <b>+\$376</b> | <b>+\$584</b> | <b>+\$672</b>          | <b>+\$852</b> | <b>+\$1136</b> | <b>+\$1348</b> | <b>+\$1580</b> | <b>+\$2064</b> | <b>+\$2572</b> |    |  |
|   |   | Seat upcharge:            | <b>+0</b>     | <b>+\$64</b>            | <b>+\$114</b>          | <b>+\$188</b> | <b>+\$292</b> | <b>+\$336</b>          | <b>+\$426</b> | <b>+\$568</b>  | <b>+\$674</b>  | <b>+\$790</b>  | <b>+\$1032</b> | <b>+\$1286</b> |    |  |
|   |   | Shelf: 52W 10D 1H         |               |                         |                        |               |               |                        |               |                |                |                |                |                |    |  |
|   |   | <b>OVERALL DIMENSIONS</b> |               |                         | <b>SEAT DIMENSIONS</b> |               |               | <b>BACK DIMENSIONS</b> |               |                |                |                |                |                |    |  |
|   |   | <b>W</b>                  | <b>D</b>      | <b>H</b>                | <b>W</b>               | <b>D</b>      | <b>H</b>      | <b>W</b>               | <b>H</b>      |                |                |                |                |                |    |  |
|   |   | 51.5                      | 31            | 47                      | 42                     | 19            | 18            | 51                     | 29            |                |                |                |                |                |    |  |
|   |   | <b>RTA 00</b>             |               | 1 per carton            |                        |               |               |                        |               |                |                |                |                |                |    |  |

| DESCRIPTION   | MODEL#/ FEATURES  | STANDARD TEXTILE GRADES   |                   |        |              |                        |        |        |                        |         |         |            |         |         |
|---|---|---------------------------|-------------------|--------|--------------|------------------------|--------|--------|------------------------|---------|---------|------------|---------|---------|
|   |   | 1/COM                     | 2                 | 3      | 4            | 5                      | 6      | 7      | 8                      | 9       | 10      | 11         | 12      |         |
|  <p><b>R27817L</b></p> <p><b>Inside Curve Two Seater - Extended Back</b><br/>COM Yardage: Back: 5; Seat: 2<br/>Freight class: 300<br/>Product weight: 122<br/>Cubic feet per carton: 62.25</p>   | <p><b>R27817R</b></p> <p>For power/USB unit, see electrical placement chart.<br/>Includes ganging hardware (1 side).<br/>Add \$86 for (SSS), \$195 for (SBS)<br/>Add \$1260 for 72 lbs. (CW), (C6)<br/>Add \$174 for (SP) or \$773 for (BS)<br/>Add \$40 for (TP)<br/>Add \$252 for (MB)</p>  | Base Price:               | \$5049            |        |              |                        |        |        |                        |         |         |            |         |         |
|   |   | Base Price:               | \$5049            |        |              |                        |        |        |                        |         |         |            |         |         |
|   |   | Back/Arm upcharge:        | +0                | +\$160 | +\$285       | +\$470                 | +\$730 | +\$840 | +\$1065                | +\$1420 | +\$1685 | +\$1975    | +\$2580 | +\$3215 |
|   |   | Seat upcharge:            | +0                | +\$64  | +\$114       | +\$188                 | +\$292 | +\$336 | +\$426                 | +\$568  | +\$674  | +\$790     | +\$1032 | +\$1286 |
|   |   | <b>OVERALL DIMENSIONS</b> | <b>W D H</b>      |        |              | <b>SEAT DIMENSIONS</b> |        |        | <b>BACK DIMENSIONS</b> |         |         | <b>W H</b> |         |         |
|   |   |                           | 54                | 31     | 47           | 42                     | 19     | 18     | 51                     | 29      |         |            |         |         |
|   |   |                           | RTA 00            |        | 1 per carton |                        |        |        |                        |         |         |            |         |         |
|  <p><b>R27817SL</b></p> <p><b>Inside Curve Two Seater - Extended Back</b><br/>COM Yardage: Back: 5; Seat: 2<br/>Freight class: 300<br/>Product weight: 149<br/>Cubic feet per carton: 92.75</p>  | <p><b>R27817SR</b></p> <p>For power/USB unit, see electrical placement chart.<br/>Includes ganging hardware (1 side).<br/>Add \$86 for (SSS), \$195 for (SBS)<br/>Add \$1260 for 72 lbs. (CW), (C6)<br/>Add \$174 for (SP) or \$773 for (BS)<br/>Add \$40 for (TP)<br/>Add \$252 for (MB)</p> | Base Price:               | \$6038            |        |              |                        |        |        |                        |         |         |            |         |         |
|   |   | Base Price:               | \$6038            |        |              |                        |        |        |                        |         |         |            |         |         |
|   |   | Back/Arm upcharge:        | +0                | +\$160 | +\$285       | +\$470                 | +\$730 | +\$840 | +\$1065                | +\$1420 | +\$1685 | +\$1975    | +\$2580 | +\$3215 |
|   |   | Seat upcharge:            | +0                | +\$64  | +\$114       | +\$188                 | +\$292 | +\$336 | +\$426                 | +\$568  | +\$674  | +\$790     | +\$1032 | +\$1286 |
|   |   |                           | Shelf: 52W 10D 1H |        |              |                        |        |        |                        |         |         |            |         |         |
|   |   | <b>OVERALL DIMENSIONS</b> | <b>W D H</b>      |        |              | <b>SEAT DIMENSIONS</b> |        |        | <b>BACK DIMENSIONS</b> |         |         | <b>W H</b> |         |         |
|   |   |                           | 62.5              | 41.5   | 47           | 42                     | 19     | 18     | 51                     | 29      |         |            |         |         |
|   |   |                           | RTA 00            |        | 1 per carton |                        |        |        |                        |         |         |            |         |         |
|  <p><b>R27818</b></p> <p><b>Outside Curve Two Seater - Standard Back</b><br/>COM Yardage: Back: 2.25; Seat: 2<br/>Freight class: 4.25<br/>Product weight: 93   107 shelf model<br/>Cubic feet per carton: 42.75   63.5 shelf model</p> | <p><b>R27818S</b></p> <p>For power/USB unit, see electrical placement chart.<br/>Includes ganging hardware (2 sides).<br/>Add \$93 for (SSS), \$104 for (SBS)<br/>Add \$1260 for 72 lbs. (CW), (C6)<br/>Add \$174 for (SP) or \$871 for (BS)<br/>Add \$40 for (TP)<br/>Add \$252 for (MB)</p> | Base Price:               | \$3311            |        |              |                        |        |        |                        |         |         |            |         |         |
|   |   | Base Price:               | \$4300            |        |              |                        |        |        |                        |         |         |            |         |         |
|   |   | Back upcharge:            | +0                | +\$72  | +\$129       | +\$212                 | +\$329 | +\$378 | +\$480                 | +\$639  | +\$759  | +\$889     | +\$1161 | +\$1447 |
|   |   | Seat upcharge:            | +0                | +\$64  | +\$114       | +\$188                 | +\$292 | +\$336 | +\$426                 | +\$568  | +\$674  | +\$790     | +\$1032 | +\$1286 |
|   |   |                           | Shelf: 52W 10D 1H |        |              |                        |        |        |                        |         |         |            |         |         |
|   |   | <b>OVERALL DIMENSIONS</b> | <b>W D H</b>      |        |              | <b>SEAT DIMENSIONS</b> |        |        | <b>BACK DIMENSIONS</b> |         |         | <b>W H</b> |         |         |
|   |   |                           | 50                | 30     | 32           | 50                     | 19     | 18     | 36                     | 14      |         |            |         |         |
|   |   |                           | RTA 00            |        | 1 per carton |                        |        |        |                        |         |         |            |         |         |
|  <p><b>R27818L</b></p> <p><b>Outside Curve Two Seater - Standard Back</b><br/>COM Yardage: Back: 3.25; Seat: 2<br/>Freight class: 5.25<br/>Product weight: 102<br/>Cubic feet per carton: 43.5</p>                                     | <p><b>R27818R</b></p> <p>For power/USB unit, see electrical placement chart.<br/>Includes ganging hardware (1 side).<br/>Add \$93 for (SSS), \$130 for (SBS)<br/>Add \$1260 for 72 lbs. (CW), (C6)<br/>Add \$174 for (SP) or \$871 for (BS)<br/>Add \$40 for (TP)<br/>Add \$252 for (MB)</p>  | Base Price:               | \$3679            |        |              |                        |        |        |                        |         |         |            |         |         |
|   |   | Base Price:               | \$3679            |        |              |                        |        |        |                        |         |         |            |         |         |
|   |   | Back/Arm upcharge:        | +0                | +\$104 | +\$186       | +\$306                 | +\$475 | +\$546 | +\$693                 | +\$923  | +\$1096 | +\$1284    | +\$1677 | +\$2090 |
|   |   | Seat upcharge:            | +0                | +\$64  | +\$114       | +\$188                 | +\$292 | +\$336 | +\$426                 | +\$568  | +\$674  | +\$790     | +\$1032 | +\$1286 |
|   |   | <b>OVERALL DIMENSIONS</b> | <b>W D H</b>      |        |              | <b>SEAT DIMENSIONS</b> |        |        | <b>BACK DIMENSIONS</b> |         |         | <b>W H</b> |         |         |
|   |   |                           | 53.5              | 30     | 32           | 50                     | 19     | 18     | 36                     | 14      |         |            |         |         |
|   |   |                           | RTA 00            |        | 1 per carton |                        |        |        |                        |         |         |            |         |         |

| DESCRIPTION   | MODEL#/ FEATURES   | STANDARD TEXTILE GRADES                       |   |   |  |   |   |  |   |   |    |    |    |
|---|--|---|---|---|--|---|---|--|---|---|----|----|----|
|   |  | 1/COM   | 2 | 3 | 4  | 5 | 6 | 7  | 8 | 9 | 10 | 11 | 12 |
|  <p><b>R27818SL</b></p> <p><b>Outside Curve Two Seater - Standard Back</b><br/>COM Yardage: Back 3.25; Seat: 2<br/>Freight class: 5.25<br/>Product weight: 116<br/>Cubic feet per carton: 65</p>                                   | <p><b>R27818SR</b> Base Price: <b>\$4668</b></p> <p>Back/Arm upcharge: <b>+0</b></p> <p>Seat upcharge: <b>+0</b></p> <p>Shelf: 52W 10D 1H</p> <p>For power/USB unit, see electrical placement chart.<br/>Includes ganging hardware (1 side).<br/>Add \$93 for (SSS), \$130 for (SBS)<br/>Add \$1260 for 72 lbs. (CW), (C6)<br/>Add \$174 for (SP) or \$871 for (BS)<br/>Add \$40 for (TP)<br/>Add \$252 for (MB)</p> | <p><b>OVERALL DIMENSIONS</b></p> <p>W D H</p> |   |   | <p><b>SEAT DIMENSIONS</b></p> <p>W D H</p> |   |   | <p><b>BACK DIMENSIONS</b></p> <p>W H</p> |   |   |    |    |    |
|   |  | 53.5 40.5 32                                  |   |   | 50 19 18                                   |   |   | 36 14                                    |   |   |    |    |    |
|   |  | <p><b>RTA 00</b> 1 per carton</p>             |   |   |  |   |   |  |   |   |    |    |    |
|  <p><b>R27819</b></p> <p><b>Outside Curve Two Seater - High Back</b><br/>COM Yardage: Back 3.25; Seat: 2<br/>Freight class: 300<br/>Product weight: 101   115 shelf model<br/>Cubic feet per carton: 53.75   79.75 shelf model</p> | <p><b>R27819S</b> Base Price: <b>\$3942</b></p> <p>Back upcharge: <b>+0</b></p> <p>Seat upcharge: <b>+0</b></p> <p>Shelf: 52W 10D 1H</p> <p>For power/USB unit, see electrical placement chart.<br/>Includes ganging hardware (2 sides).<br/>Add \$93 for (SSS), \$135 for (SBS)<br/>Add \$1260 for 72 lbs. (CW), (C6)<br/>Add \$174 for (SP) or \$871 for (BS)<br/>Add \$40 for (TP)<br/>Add \$252 for (MB)</p>     | <p><b>OVERALL DIMENSIONS</b></p> <p>W D H</p> |   |   | <p><b>SEAT DIMENSIONS</b></p> <p>W D H</p> |   |   | <p><b>BACK DIMENSIONS</b></p> <p>W H</p> |   |   |    |    |    |
|   |  | 50 30.5 41.5                                  |   |   | 50 19 18                                   |   |   | 32 23.5                                  |   |   |    |    |    |
|   |  | <p><b>RTA 00</b> 1 per carton</p>             |   |   |  |   |   |  |   |   |    |    |    |
|  <p><b>R27819L</b></p> <p><b>Outside Curve Two Seater - High Back</b><br/>COM Yardage: Back 4.25; Seat: 2<br/>Freight class: 300<br/>Product weight: 110<br/>Cubic feet per carton: 55.5</p>                                     | <p><b>R27819R</b> Base Price: <b>\$4311</b></p> <p>Back/Arm upcharge: <b>+0</b></p> <p>Seat upcharge: <b>+0</b></p> <p>Shelf: 52W 10D 1H</p> <p>For power/USB unit, see electrical placement chart.<br/>Includes ganging hardware (1 side).<br/>Add \$93 for (SSS), \$161 for (SBS)<br/>Add \$1260 for 72 lbs. (CW), (C6)<br/>Add \$174 for (SP) or \$871 for (BS)<br/>Add \$40 for (TP)<br/>Add \$252 for (MB)</p>  | <p><b>OVERALL DIMENSIONS</b></p> <p>W D H</p> |   |   | <p><b>SEAT DIMENSIONS</b></p> <p>W D H</p> |   |   | <p><b>BACK DIMENSIONS</b></p> <p>W H</p> |   |   |    |    |    |
|   |  | 53.5 30.5 41.5                                |   |   | 50 19 18                                   |   |   | 32 23.5                                  |   |   |    |    |    |
|   |  | <p><b>RTA 00</b> 1 per carton</p>             |   |   |  |   |   |  |   |   |    |    |    |
|  <p><b>R27819SL</b></p> <p><b>Outside Curve Two Seater - High Back</b><br/>COM Yardage: Back 4.25; Seat: 2<br/>Freight class: 300<br/>Product weight: 124.5<br/>Cubic feet per carton: 82.5</p>                                  | <p><b>R27819SR</b> Base Price: <b>\$5300</b></p> <p>Back/Arm upcharge: <b>+0</b></p> <p>Seat upcharge: <b>+0</b></p> <p>Shelf: 52W 10D 1H</p> <p>For power/USB unit, see electrical placement chart.<br/>Includes ganging hardware (1 side).<br/>Add \$93 for (SSS), \$161 for (SBS)<br/>Add \$1260 for 72 lbs. (CW), (C6)<br/>Add \$174 for (SP) or \$871 for (BS)<br/>Add \$40 for (TP)<br/>Add \$252 for (MB)</p> | <p><b>OVERALL DIMENSIONS</b></p> <p>W D H</p> |   |   | <p><b>SEAT DIMENSIONS</b></p> <p>W D H</p> |   |   | <p><b>BACK DIMENSIONS</b></p> <p>W H</p> |   |   |    |    |    |
|   |  | 53.5 41 41.5                                  |   |   | 50 19 18                                   |   |   | 32 23.5                                  |   |   |    |    |    |
|   |  | <p><b>RTA 00</b> 1 per carton</p>             |   |   |  |   |   |  |   |   |    |    |    |

| DESCRIPTION   | MODEL#/ FEATURES  | STANDARD TEXTILE GRADES                                 |               |               |  |               |               |   |                |                |                |                |                |
|---|---|---|---------------|---------------|--|---------------|---------------|---|----------------|----------------|----------------|----------------|----------------|
|   |   | 1/COM   | 2             | 3             | 4  | 5             | 6             | 7   | 8              | 9              | 10             | 11             | 12             |
|  <p><b>R27820</b>      <b>R27820S</b></p> <p><b>Outside Curve Two Seater - Extended Back</b><br/>COM Yardage: Back 4.25; Seat: 2<br/>Freight class: 300<br/>Product weight: 109   120 shelf<br/>Cubic feet per carton: 61   90.5 shelf</p>         | <p><b>R27820</b>      Base Price: <b>\$4342</b></p> <p><b>R27820S</b>      Base Price: <b>\$5250</b></p> <p>Back upcharge: <b>+0</b></p> <p>Seat upcharge: <b>+0</b></p>        | <b>+0</b>   | <b>+\$136</b> | <b>+\$243</b> | <b>+\$400</b>  | <b>+\$621</b> | <b>+\$714</b> | <b>+\$906</b>                                 | <b>+\$1207</b> | <b>+\$1433</b> | <b>+\$1679</b> | <b>+\$2193</b> | <b>+\$2733</b> |
|   | <p>Shelf: 52W 10D 1H</p>  | <p><b>OVERALL DIMENSIONS</b></p> <p>W      D      H</p> |               |               | <p><b>SEAT DIMENSIONS</b></p> <p>W      D      H</p> |               |               | <p><b>BACK DIMENSIONS</b></p> <p>W      H</p> |                |                |                |                |                |
|   |   | 50  | 31            | 47            | 50   | 19            | 18            | 28  | 29             |                |                |                |                |
|   |   | <b>RTA 00</b>   | 1 per carton  |               |  |               |               |   |                |                |                |                |                |
|   |   |   |               |               |  |               |               |   |                |                |                |                |                |
|  <p><b>R27820L</b>      <b>R27820R</b></p> <p><b>Outside Curve Two Seater - Extended Back</b><br/>COM Yardage: Back 5.25; Seat: 2<br/>Freight class: 300<br/>Product weight: 113<br/>Cubic feet per carton: 62.25</p>                              | <p><b>R27820L</b>      Base Price: <b>\$4710</b></p> <p><b>R27820R</b>      Base Price: <b>\$4710</b></p> <p>Back/Arm upcharge: <b>+0</b></p> <p>Seat upcharge: <b>+0</b></p>   | <b>+0</b>   | <b>+\$168</b> | <b>+\$300</b> | <b>+\$494</b>  | <b>+\$767</b> | <b>+\$882</b> | <b>+\$1119</b>                                | <b>+\$1491</b> | <b>+\$1770</b> | <b>+\$2074</b> | <b>+\$2709</b> | <b>+\$3376</b> |
|   | <p>Shelf: 52W 10D 1H</p>  | <p><b>OVERALL DIMENSIONS</b></p> <p>W      D      H</p> |               |               | <p><b>SEAT DIMENSIONS</b></p> <p>W      D      H</p> |               |               | <p><b>BACK DIMENSIONS</b></p> <p>W      H</p> |                |                |                |                |                |
|   |   | 53.5  | 31            | 47            | 50   | 19            | 18            | 28  | 29             |                |                |                |                |
|   |   | <b>RTA 00</b>   | 1 per carton  |               |  |               |               |   |                |                |                |                |                |
|   |   |   |               |               |  |               |               |   |                |                |                |                |                |
|  <p><b>R27820SL</b>      <b>R27820SR</b></p> <p><b>Outside Curve Two Seater - Extended Back</b><br/>COM Yardage: Back 5.25; Seat: 2<br/>Freight class: 300<br/>Product weight: 113   130 shelf<br/>Cubic feet per carton: 62.25   92.75 shelf</p> | <p><b>R27820SL</b>      Base Price: <b>\$5620</b></p> <p><b>R27820SR</b>      Base Price: <b>\$5620</b></p> <p>Back/Arm upcharge: <b>+0</b></p> <p>Seat upcharge: <b>+0</b></p> | <b>+0</b>   | <b>+\$168</b> | <b>+\$300</b> | <b>+\$494</b>  | <b>+\$767</b> | <b>+\$882</b> | <b>+\$1119</b>                                | <b>+\$1491</b> | <b>+\$1770</b> | <b>+\$2074</b> | <b>+\$2709</b> | <b>+\$3376</b> |
|   | <p>Shelf: 52W 10D 1H</p>  | <p><b>OVERALL DIMENSIONS</b></p> <p>W      D      H</p> |               |               | <p><b>SEAT DIMENSIONS</b></p> <p>W      D      H</p> |               |               | <p><b>BACK DIMENSIONS</b></p> <p>W      H</p> |                |                |                |                |                |
|   |   | 53.5  | 41.5          | 47            | 50   | 19            | 18            | 28  | 29             |                |                |                |                |
|   |   | <b>RTA 00</b>   | 1 per carton  |               |  |               |               |   |                |                |                |                |                |
|   |   |   |               |               |  |               |               |   |                |                |                |                |                |
|  <p><b>R27821</b>      <b>R27821S</b></p> <p><b>90 Corner - Standard Back</b><br/>COM Yardage: Back 4; Seat: 2<br/>Freight class: 250<br/>Product weight: 105   137 shelf<br/>Cubic feet per carton: 35.5   63 shelf</p>                         | <p><b>R27821</b>      Base Price: <b>\$4379</b></p> <p><b>R27821S</b>      Base Price: <b>\$5766</b></p> <p>Back upcharge: <b>+0</b></p> <p>Seat upcharge: <b>+0</b></p>        | <b>+0</b>   | <b>+\$128</b> | <b>+\$228</b> | <b>+\$376</b>  | <b>+\$584</b> | <b>+\$672</b> | <b>+\$852</b>                                 | <b>+\$1136</b> | <b>+\$1348</b> | <b>+\$1580</b> | <b>+\$2064</b> | <b>+\$2572</b> |
|   | <p>Shelf: 52W 10D 1H</p>  | <p><b>OVERALL DIMENSIONS</b></p> <p>W      D      H</p> |               |               | <p><b>SEAT DIMENSIONS</b></p> <p>W      D      H</p> |               |               | <p><b>BACK DIMENSIONS</b></p> <p>W      H</p> |                |                |                |                |                |
|   |   | 37.5  | 37.5          | 32            | 24   | 19            | 18            | 24  | 14             |                |                |                |                |
|   |   | <b>RTA 00</b>   | 1 per carton  |               |  |               |               |   |                |                |                |                |                |
|   |   |   |               |               |  |               |               |   |                |                |                |                |                |


| DESCRIPTION   |   | MODEL#/ FEATURES   |   | STANDARD TEXTILE GRADES  |  |   |      |   |   |   |   |   |    |    |    |  |  |                    |  |  |                 |  |  |                 |  |   |   |   |   |   |   |   |   |      |      |      |    |    |
|---|---|--|---|--|--|---|------|---|---|---|---|---|----|----|----|--|--|--------------------|--|--|-----------------|--|--|-----------------|--|---|---|---|---|---|---|---|---|------|------|------|----|----|
|   |   |  |   | 1/COM  | 2  | 3   | 4    | 5 | 6 | 7 | 8 | 9 | 10 | 11 | 12 |  |  |                    |  |  |                 |  |  |                 |  |   |   |   |   |   |   |   |   |      |      |      |    |    |
|    | <p><b>R27822</b></p> <p><b>90 Corner - High Back</b><br/>COM Yardage: Back 5.75; Seat: 2<br/>Freight class: 250<br/>Product weight: 119   154 shelf<br/>Cubic feet per carton: 44.5   79.24 shelf</p>   | <p><b>R27822S</b></p> <p>No power/USB unit.<br/>Includes ganging hardware (2 sides).<br/>Add \$67 for (SSS), \$172 for (SBS)<br/>Add \$1260 for 72 lbs. (CW), (C6)<br/>Add \$174 for (SP) or \$871 for (BS)<br/>Add \$40 for (TP)<br/>Add \$252 for (MB)</p> | <p>Base Price:</p> <p><b>\$5215</b></p> |  |  |   |      |   |   |   |   |   |    |    |    |  |  |                    |  |  |                 |  |  |                 |  |   |   |   |   |   |   |   |   |      |      |      |    |    |
|   |   |  | <p>Base Price:</p> <p><b>\$6600</b></p> | <p>Back upcharge:</p> <p><b>+0 +\$184 +\$328 +\$541 +\$840 +\$966 +\$1225 +\$1633 +\$1938 +\$2272 +\$2967 +\$3698</b></p>  | <p>Seat upcharge:</p> <p><b>+0 +\$64 +\$114 +\$188 +\$292 +\$336 +\$426 +\$568 +\$674 +\$790 +\$1032 +\$1286</b></p> | <p>Shelf: 52W 10D 1H</p> <table border="1"> <thead> <tr> <th colspan="3">OVERALL DIMENSIONS</th> <th colspan="3">SEAT DIMENSIONS</th> <th colspan="2">BACK DIMENSIONS</th> </tr> <tr> <th>W</th> <th>D</th> <th>H</th> <th>W</th> <th>D</th> <th>H</th> <th>W</th> <th>H</th> </tr> </thead> <tbody> <tr> <td>38.5</td> <td>38.5</td> <td>41.5</td> <td>24</td> <td>19</td> <td>18</td> <td>24</td> <td>23.5</td> </tr> </tbody> </table> <p><b>RTA 00</b> 1 per carton</p> |      |   |   |   |   |   |    |    |    |  |  | OVERALL DIMENSIONS |  |  | SEAT DIMENSIONS |  |  | BACK DIMENSIONS |  | W | D | H | W | D | H | W | H | 38.5 | 38.5 | 41.5 | 24 | 19 |
| OVERALL DIMENSIONS  |   |  | SEAT DIMENSIONS                         |  |  | BACK DIMENSIONS   |      |   |   |   |   |   |    |    |    |  |  |                    |  |  |                 |  |  |                 |  |   |   |   |   |   |   |   |   |      |      |      |    |    |
| W   | D   | H  | W                                       | D  | H  | W   | H    |   |   |   |   |   |    |    |    |  |  |                    |  |  |                 |  |  |                 |  |   |   |   |   |   |   |   |   |      |      |      |    |    |
| 38.5  | 38.5  | 41.5   | 24                                      | 19   | 18   | 24  | 23.5 |   |   |   |   |   |    |    |    |  |  |                    |  |  |                 |  |  |                 |  |   |   |   |   |   |   |   |   |      |      |      |    |    |
|    | <p><b>R27823</b></p> <p><b>90 Corner - Extended Back</b><br/>COM Yardage: Back 6.25; Seat: 2<br/>Freight class: 250<br/>Product weight: 128   160 shelf<br/>Cubic feet per carton: 50.5   90 shelf</p>  | <p><b>R27823S</b></p> <p>No power/USB unit.<br/>Includes ganging hardware (2 sides).<br/>Add \$67 for (SSS), \$179 for (SBS)<br/>Add \$1260 for 36 lbs. (CW), (C6)<br/>Add \$174 for (SP) or \$871 for (BS)<br/>Add \$40 for (TP)<br/>Add \$252 for (MB)</p> | <p>Base Price:</p> <p><b>\$5735</b></p> |  |  |   |      |   |   |   |   |   |    |    |    |  |  |                    |  |  |                 |  |  |                 |  |   |   |   |   |   |   |   |   |      |      |      |    |    |
|   |   |  | <p>Base Price:</p> <p><b>\$7122</b></p> | <p>Back upcharge:</p> <p><b>+0 +\$200 +\$357 +\$588 +\$913 +\$1050 +\$1332 +\$1775 +\$2107 +\$2469 +\$3225 +\$2733</b></p> | <p>Seat upcharge:</p> <p><b>+0 +\$64 +\$114 +\$188 +\$292 +\$336 +\$426 +\$568 +\$674 +\$790 +\$1032 +\$1286</b></p> | <p>Shelf: 52W 10D 1H</p> <table border="1"> <thead> <tr> <th colspan="3">OVERALL DIMENSIONS</th> <th colspan="3">SEAT DIMENSIONS</th> <th colspan="2">BACK DIMENSIONS</th> </tr> <tr> <th>W</th> <th>D</th> <th>H</th> <th>W</th> <th>D</th> <th>H</th> <th>W</th> <th>H</th> </tr> </thead> <tbody> <tr> <td>39</td> <td>39</td> <td>47</td> <td>24</td> <td>19</td> <td>18</td> <td>24</td> <td>29</td> </tr> </tbody> </table> <p><b>RTA 00</b> 1 per carton</p>         |      |   |   |   |   |   |    |    |    |  |  | OVERALL DIMENSIONS |  |  | SEAT DIMENSIONS |  |  | BACK DIMENSIONS |  | W | D | H | W | D | H | W | H | 39   | 39   | 47   | 24 | 19 |
| OVERALL DIMENSIONS  |   |  | SEAT DIMENSIONS                         |  |  | BACK DIMENSIONS   |      |   |   |   |   |   |    |    |    |  |  |                    |  |  |                 |  |  |                 |  |   |   |   |   |   |   |   |   |      |      |      |    |    |
| W   | D   | H  | W                                       | D  | H  | W   | H    |   |   |   |   |   |    |    |    |  |  |                    |  |  |                 |  |  |                 |  |   |   |   |   |   |   |   |   |      |      |      |    |    |
| 39  | 39  | 47   | 24                                      | 19   | 18   | 24  | 29   |   |   |   |   |   |    |    |    |  |  |                    |  |  |                 |  |  |                 |  |   |   |   |   |   |   |   |   |      |      |      |    |    |
|  | <p><b>R27824</b></p> <p><b>120 Corner - Standard Back</b><br/>COM Yardage: Back 4; Seat: 2<br/>Freight class: 250<br/>Product weight: 109   138 shelf<br/>Cubic feet per carton: 48.25   68.5 shelf</p> | <p><b>R27824S</b></p> <p>No power/USB unit.<br/>Includes ganging hardware (2 sides).<br/>Add \$89 for (SSS), \$126 for (SBS)<br/>Add \$1260 for 36 lbs. (CW), (C6)<br/>Add \$216 for (SP) or \$964 for (BS)<br/>Add \$40 for (TP)<br/>Add \$252 for (MB)</p> | <p>Base Price:</p> <p><b>\$4533</b></p> |  |  |   |      |   |   |   |   |   |    |    |    |  |  |                    |  |  |                 |  |  |                 |  |   |   |   |   |   |   |   |   |      |      |      |    |    |
|   |   |  | <p>Base Price:</p> <p><b>\$5922</b></p> | <p>Back upcharge:</p> <p><b>+0 +\$128 +\$228 +\$376 +\$584 +\$672 +\$852 +\$1136 +\$1348 +\$1580 +\$2064 +\$2572</b></p>   | <p>Seat upcharge:</p> <p><b>+0 +\$64 +\$114 +\$188 +\$292 +\$336 +\$426 +\$568 +\$674 +\$790 +\$1032 +\$1286</b></p> | <p>Shelf: 52W 10D 1H</p> <table border="1"> <thead> <tr> <th colspan="3">OVERALL DIMENSIONS</th> <th colspan="3">SEAT DIMENSIONS</th> <th colspan="2">BACK DIMENSIONS</th> </tr> <tr> <th>W</th> <th>D</th> <th>H</th> <th>W</th> <th>D</th> <th>H</th> <th>W</th> <th>H</th> </tr> </thead> <tbody> <tr> <td>52.5</td> <td>30</td> <td>32</td> <td>52</td> <td>19</td> <td>18</td> <td>52</td> <td>14</td> </tr> </tbody> </table> <p><b>RTA 00</b> 1 per carton</p>       |      |   |   |   |   |   |    |    |    |  |  | OVERALL DIMENSIONS |  |  | SEAT DIMENSIONS |  |  | BACK DIMENSIONS |  | W | D | H | W | D | H | W | H | 52.5 | 30   | 32   | 52 | 19 |
| OVERALL DIMENSIONS  |   |  | SEAT DIMENSIONS                         |  |  | BACK DIMENSIONS   |      |   |   |   |   |   |    |    |    |  |  |                    |  |  |                 |  |  |                 |  |   |   |   |   |   |   |   |   |      |      |      |    |    |
| W   | D   | H  | W                                       | D  | H  | W   | H    |   |   |   |   |   |    |    |    |  |  |                    |  |  |                 |  |  |                 |  |   |   |   |   |   |   |   |   |      |      |      |    |    |
| 52.5  | 30  | 32   | 52                                      | 19   | 18   | 52  | 14   |   |   |   |   |   |    |    |    |  |  |                    |  |  |                 |  |  |                 |  |   |   |   |   |   |   |   |   |      |      |      |    |    |
|  | <p><b>R27825</b></p> <p><b>120 Corner - High Back</b><br/>COM Yardage: Back 5.75; Seat: 2<br/>Freight class: 300<br/>Product weight: 118   144 shelf<br/>Cubic feet per carton: 60.5   86 shelf</p>     | <p><b>R27825S</b></p> <p>No power/USB unit.<br/>Includes ganging hardware (2 sides).<br/>Add \$89 for (SSS), \$164 for (SBS)<br/>Add \$1260 for 36 lbs. (CW), (C6)<br/>Add \$216 for (SP) or \$964 for (BS)<br/>Add \$40 for (TP)<br/>Add \$252 for (MB)</p> | <p>Base Price:</p> <p><b>\$5304</b></p> |  |  |   |      |   |   |   |   |   |    |    |    |  |  |                    |  |  |                 |  |  |                 |  |   |   |   |   |   |   |   |   |      |      |      |    |    |
|   |   |  | <p>Base Price:</p> <p><b>\$6693</b></p> | <p>Back upcharge:</p> <p><b>+0 +\$184 +\$328 +\$541 +\$840 +\$966 +\$1225 +\$1633 +\$1938 +\$2272 +\$2967 +\$3698</b></p>  | <p>Seat upcharge:</p> <p><b>+0 +\$64 +\$114 +\$188 +\$292 +\$336 +\$426 +\$568 +\$674 +\$790 +\$1032 +\$1286</b></p> | <p>Shelf: 52W 10D 1H</p> <table border="1"> <thead> <tr> <th colspan="3">OVERALL DIMENSIONS</th> <th colspan="3">SEAT DIMENSIONS</th> <th colspan="2">BACK DIMENSIONS</th> </tr> <tr> <th>W</th> <th>D</th> <th>H</th> <th>W</th> <th>D</th> <th>H</th> <th>W</th> <th>H</th> </tr> </thead> <tbody> <tr> <td>53.5</td> <td>30.5</td> <td>41.5</td> <td>41</td> <td>21</td> <td>18</td> <td>51</td> <td>23.5</td> </tr> </tbody> </table> <p><b>RTA 00</b> 1 per carton</p> |      |   |   |   |   |   |    |    |    |  |  | OVERALL DIMENSIONS |  |  | SEAT DIMENSIONS |  |  | BACK DIMENSIONS |  | W | D | H | W | D | H | W | H | 53.5 | 30.5 | 41.5 | 41 | 21 |
| OVERALL DIMENSIONS  |   |  | SEAT DIMENSIONS                         |  |  | BACK DIMENSIONS   |      |   |   |   |   |   |    |    |    |  |  |                    |  |  |                 |  |  |                 |  |   |   |   |   |   |   |   |   |      |      |      |    |    |
| W   | D   | H  | W                                       | D  | H  | W   | H    |   |   |   |   |   |    |    |    |  |  |                    |  |  |                 |  |  |                 |  |   |   |   |   |   |   |   |   |      |      |      |    |    |
| 53.5  | 30.5  | 41.5   | 41                                      | 21   | 18   | 51  | 23.5 |   |   |   |   |   |    |    |    |  |  |                    |  |  |                 |  |  |                 |  |   |   |   |   |   |   |   |   |      |      |      |    |    |

| DESCRIPTION   | MODEL#/ FEATURES   | STANDARD TEXTILE GRADES   |               |               |                        |               |                |                        |                |                |                |                |                |
|---|--|---------------------------|---------------|---------------|------------------------|---------------|----------------|------------------------|----------------|----------------|----------------|----------------|----------------|
|   |  | 1/COM                     | 2             | 3             | 4                      | 5             | 6              | 7                      | 8              | 9              | 10             | 11             | 12             |
|  <p><b>R27826</b></p> <p><b>120 Corner - Extended Back</b><br/>COM Yardage: Back 6.25; Seat: 2<br/>Freight class: 300<br/>Product weight: 123   144 shelf<br/>Cubic feet per carton: 68.75   97.75 shelf</p> | <p><b>R27826S</b></p> <p>No power/USB unit.<br/>Includes ganging hardware (2 sides).<br/>Add \$89 for (SSS), \$175 for (SBS)<br/>Add \$1260 for 36 lbs. (CW), (C6)<br/>Add \$216 for (SP) or \$964 for (BS)<br/>Add \$40 for (TP)<br/>Add \$252 for (MB)</p> | Base Price: <b>\$5755</b> |               |               |                        |               |                |                        |                |                |                |                |                |
|   |  | Base Price: <b>\$7141</b> |               |               |                        |               |                |                        |                |                |                |                |                |
|   |  | Back upcharge: <b>+0</b>  | <b>+\$200</b> | <b>+\$357</b> | <b>+\$588</b>          | <b>+\$913</b> | <b>+\$1050</b> | <b>+\$1332</b>         | <b>+\$1775</b> | <b>+\$2107</b> | <b>+\$2469</b> | <b>+\$3225</b> | <b>+\$4019</b> |
|   |  | Seat upcharge: <b>+0</b>  | <b>+\$64</b>  | <b>+\$114</b> | <b>+\$188</b>          | <b>+\$292</b> | <b>+\$336</b>  | <b>+\$426</b>          | <b>+\$568</b>  | <b>+\$674</b>  | <b>+\$790</b>  | <b>+\$1032</b> | <b>+\$1286</b> |
|   |  | Shelf: 52W 10D 1H         |               |               |                        |               |                |                        |                |                |                |                |                |
|   |  | <b>OVERALL DIMENSIONS</b> |               |               | <b>SEAT DIMENSIONS</b> |               |                | <b>BACK DIMENSIONS</b> |                |                |                |                |                |
|   |  | <b>W</b>                  | <b>D</b>      | <b>H</b>      | <b>W</b>               | <b>D</b>      | <b>H</b>       | <b>W</b>               | <b>H</b>       |                |                |                |                |
|   |  | 54                        | 31.5          | 47            | 41                     | 21            | 18             | 51                     | 29             |                |                |                |                |
|   |  | <b>RTA 00</b>             |               | 1 per carton  |                        |               |                |                        |                |                |                |                |                |
|   |  | List price                |               |               |                        |               |                |                        |                |                |                |                |                |
|   |  | <b>R2770</b>              | \$332         |               |                        |               |                |                        |                |                |                |                |                |
|  <p><b>Loop Arm</b><br/>COM Yardage: N/A<br/>Freight class: 92.5<br/>Product weight (lbs.): 6.3<br/>Cubic feet per carton: 0.6</p>   | <p>Attachment hardware included.<br/>Polished Aluminum arms sold separately (1 pc).</p> <p>Armcap finish options: (NGT) Night, (FOG) Fog, (LAB) Latte</p>  | List price                |               |               |                        |               |                |                        |                |                |                |                |                |
|   |  | <b>R2770</b>              | \$332         |               |                        |               |                |                        |                |                |                |                |                |
|   |  | <b>OVERALL DIMENSIONS</b> |               |               | <b>SEAT DIMENSIONS</b> |               |                | <b>BACK DIMENSIONS</b> |                |                |                |                |                |
|   |  | <b>W</b>                  | <b>D</b>      | <b>H</b>      | <b>W</b>               | <b>D</b>      | <b>H</b>       | <b>W</b>               | <b>H</b>       |                |                |                |                |
|   |  | 2.5                       | 14            | 19.5          | -                      | -             | -              | -                      | -              |                |                |                |                |
|   |  | <b>RTA 1</b>              |               | 1 per carton  |                        |               |                |                        |                |                |                |                |                |
|  <p><b>Loop Arm w/Armcap</b><br/>COM Yardage: N/A<br/>Freight class: 92.5<br/>Product weight (lbs.): 6.61<br/>Cubic feet per carton: 0.6</p>   | <p>Attachment hardware included.<br/>Polished Aluminum arms sold separately (1 pc).</p> <p>Armcap finish options: (NGT) Night, (FOG) Fog, (LAB) Latte</p>  | List price                |               |               |                        |               |                |                        |                |                |                |                |                |
|   |  | <b>R2771</b>              | \$378         |               |                        |               |                |                        |                |                |                |                |                |
|   |  | <b>OVERALL DIMENSIONS</b> |               |               | <b>SEAT DIMENSIONS</b> |               |                | <b>BACK DIMENSIONS</b> |                |                |                |                |                |
|   |  | <b>W</b>                  | <b>D</b>      | <b>H</b>      | <b>W</b>               | <b>D</b>      | <b>H</b>       | <b>W</b>               | <b>H</b>       |                |                |                |                |
|   |  | 2.5                       | 14            | 19.5          | -                      | -             | -              | -                      | -              |                |                |                |                |
|   |  | <b>RTA 1</b>              |               | 1 per carton  |                        |               |                |                        |                |                |                |                |                |

## RIVER+ BENCHES




**Two Seater Bench**  
model R27832



**Y Bench**  
model R27842




**42" Round Bench**  
model R27845



**Inside Curve Boomerang Bench**  
model R27840

### River+ Seating, Tables & Media Hearths



For River+ seating, please see page 339

For River+ tables, please see page 363

For River+ media hearths, please see page 367

### EXAMPLE RIVER+ BENCH ORDER CODE:

|        |       |     |     |     |   |     |
|--------|-------|-----|-----|-----|---|-----|
| R27832 | -CE90 | -S6 | -AS | -CH | - | -SP |
|--------|-------|-----|-----|-----|---|-----|

|              |         |               |           |            |                   |                  |
|--------------|---------|---------------|-----------|------------|-------------------|------------------|
| Model number | Textile | Leg selection | Leg angle | Leg finish | Additional weight | Bottom selection |
|--------------|---------|---------------|-----------|------------|-------------------|------------------|

|   |   |     |    |
|---|---|-----|----|
| - | - | -F1 | -W |
|---|---|-----|----|

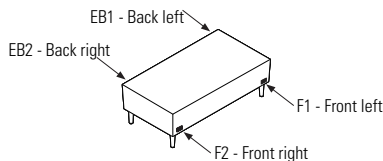
|              |                  |                    |              |
|--------------|------------------|--------------------|--------------|
| Sealed Seams | Moisture barrier | Power/USB position | Power finish |
|--------------|------------------|--------------------|--------------|

| Additional Options<br>specify at end of order code.        | SPECIFY CODE |
|--|--------------|
| <b>Tamperproof fasteners</b><br>Upcharges vary, see model. | <b>TP</b>    |
| <b>Moisture barrier</b><br>Upcharges vary, see model.      | <b>MB</b>    |

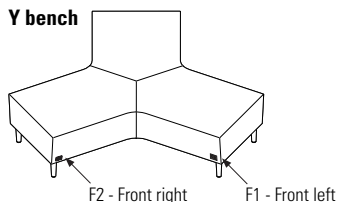
\*linking hardware is lowered to clear the staple strip.  
Units will only gang with other units with sealed bottom.  
\*\*cannot be combined with linking hardware or power units

### ELECTRICAL PLACEMENT

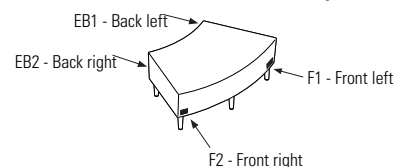
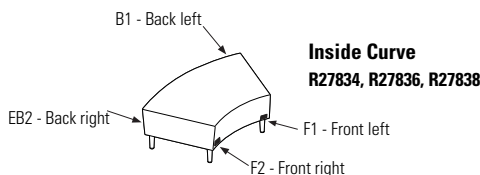
#### Straight benches



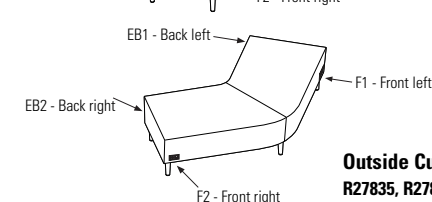
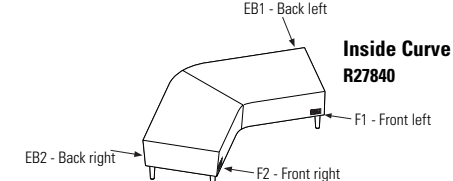
#### Y bench



#### Curved benches



#### Boomerang benches



### STANDARD FEATURES

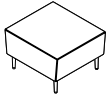
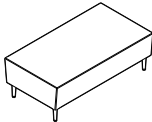
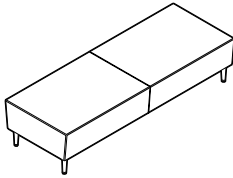
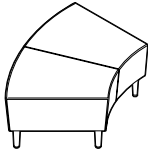

- A modular series that is composed of straight, and curved sections, as well as freestanding units.
- Linking units can be used together in any combination to create a wide variety of layouts. Ganging hardware is standard and is factory installed. Ganging hardware swivels out of the way when not in use.
- The standard, 6.5" tapered legs are made of welded steel.
- Legs are straight (vertical) as standard. Linking models are optionally available with angled back legs to match River+ seating units.
- Legs are standard in Chrome with Black non-marking height adjustable glides.
- River+ is rated for an active weight up to 600 lbs. per seat and 24/7 use.
- For 24/7 use and/or heavy duty application use, Global's Heavy Duty warranty is applicable on models specified with performance textiles, rated for 150,000 double rubs.
- Check textile availability prior to specifying upholstery material. Leather not available on River+ series
- All units are shipped fully assembled.

### OPTIONAL FEATURES

- Legs are available in 3" and 8" heights with no upcharge. All heights are available with fixed-to-floor option. Please specify. Add \$100. Fastening hardware not included.
- Steel bottom provides tamperproof protection (includes tamperproof screws). Specify **(BS)** - see each model for upcharge.\*\*
- Up to two power units are available on straight, Y, curved and boomerang benches.
- Each power unit includes one AC outlet and two USB-a, 10-watt charging ports.
- Power location options include front or back. See electrical placement diagrams. Electrical units must be factory installed. Add \$661 per unit.
- Power units are available in either Jet Black **(J)** or White **(W)** with 120", three-prong matching cords.
- To add sealed seams to your product, specify **(SLS)** - see each model for upcharge.
- To match leg angles with lounge seating, straight front and angled back 6.5" or 8" legs are available on straight, curved, corner, and boomerang units. Specify **(SA)**. No upcharge.
- Products can be weighted to reduce the ease of movement. For additional weight options, specify **(CW)** - see each model for available additional weight and upcharge.
- The underside of the seat can be finished with PVC (vinyl) and sealed to prevent penetration of liquids. Specify **(SP)** - see each model for upcharge.\*

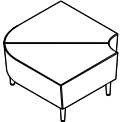
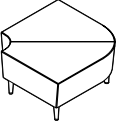
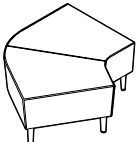
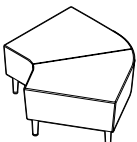
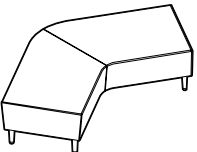
Please add option codes in the following order:

- Model number**  
R27831 to R27833 Straight benches  
R27834 to R27835 Curved benches  
R27836 to R27839 Corner benches  
R27840 to R27841 Boomerang benches  
R27842 Y bench  
R27843 to R27846 Round non-linking benches  
R27847 to R27850 Square non-linking benches
- Textile**  
Specify textile code.
- Leg selection**  
**(S6)** Standard seat height (17.5"), 6.5" leg w/ adjustable glides. No upcharge.  
**(S3)** Low seat (14"), 3" leg w/adjustable glides. No upcharge.  
**(S8)** High seat (19"), 8" leg w/adjustable glides. No upcharge.  
**(F6)** Standard seat height (17.5"), 6.5" leg, fixed to floor. Add \$100.  
**(F3)** Low seat (14"), 3" leg, fixed to floor. Add \$100.  
**(F8)** High seat (19"), 8" leg, fixed to floor. Add \$100.
- Leg angle**  
**(AST)** Straight legs. No upcharge.  
**(SA)** Straight front legs, angled back legs (available only for 6.5" and 8" high legs on straight, curved, corner and boomerang units). No upcharge.
- Leg finish**  
**(CHM)** Chrome  
**(TDW)** Designer White  
**(TFR)** Frost  
**(TLA)** Latte  
**(TNE)** Nevada  
**(TSH)** Shadow  
**(TTU)** Tungsten  
**(TBL)** Black  
**(TFO)** Fog  
**(TIV)** Cloud  
**(TMO)** Mocha  
**(TOA)** Toast  
**(TSN)** Sand
- Additional weight**  
**(CW)** Additional weight. Upcharges vary, see model.
- Bottom selection**  
**(SSB)** Standard bottom.  
**(SP)** Vinyl sealed bottom w/staple strip. Upcharges vary, see model.\*  
**(BS)** Steel bottom. Upcharges vary, see model.\*\*
- Sealed seams**  
**(SLS)** Sealed seams. Upcharges vary, see model.
- Moisture barrier**  
**(MB)** Upcharges vary, see model.
- Power/USB unit position** (straight, curved, boomerang and Y benches only, as shown below). Add \$661 per unit.  
**(NP)** No power (no upcharge)  
**(F1)** Front left  
**(F2)** Front right  
**(EB1)** Back left  
**(EB2)** Back right
- Power unit finish**  
**(J)** Jet Black  
**(W)** White
- Tamperproof fasteners**  
**(TP)** Upcharges vary, see model.

| DESCRIPTION  | FEATURES   | MODEL#        | STANDARD TEXTILE GRADES   |                    |      |                 |                 |      |      |                 |      |      |      |      |   |   |   |   |   |    |      |      |   |   |
|--|--|---------------|---|--------------------|------|-----------------|-----------------|------|------|-----------------|------|------|------|------|---|---|---|---|---|----|------|------|---|---|
|  |  |               | 1   | 2                  | 3    | 4               | 5               | 6    | 7    | 8               | 9    | 10   | 11   | 12   |   |   |   |   |   |    |      |      |   |   |
|  <p><b>Single Seater Bench</b><br/>COM Yardage: 1.75<br/>Freight class: 1.75<br/>Product weight: 48<br/>Cubic feet per carton: 10.5</p>           | <p>For power/USB unit, see electrical placement chart.</p> <p>Includes ganging hardware (2 sides).</p> <p>Add \$69 for <b>(SLS)</b><br/>Add \$100 for <b>(F6, F3, or F8)</b><br/>Add \$632 for 36 lbs. <b>(CW)</b><br/>Add \$80 for <b>(SP)</b> or \$367 for <b>(BS)</b><br/>Add \$40 for <b>(TP)</b><br/>Add \$127 for <b>(MB)</b></p>    | <b>R27831</b> | 1392  | 1448               | 1492 | 1557            | 1648            | 1686 | 1765 | 1889            | 1982 | 2084 | 2295 | 2518 |   |   |   |   |   |    |      |      |   |   |
|  |  |               | <table border="1"> <thead> <tr> <th colspan="3">OVERALL DIMENSIONS</th> <th colspan="3">SEAT DIMENSIONS</th> <th colspan="2">BACK DIMENSIONS</th> </tr> <tr> <th>W</th><th>D</th><th>H</th><th>W</th><th>D</th><th>H</th><th>W</th><th>H</th> </tr> </thead> <tbody> <tr> <td>26</td><td>28.5</td><td>17.5</td><td>-</td><td>-</td><td>-</td><td>-</td><td>-</td> </tr> </tbody> </table> <p><b>RTA 00</b> 1 per carton</p> | OVERALL DIMENSIONS |      |                 | SEAT DIMENSIONS |      |      | BACK DIMENSIONS |      | W    | D    | H    | W | D | H | W | H | 26 | 28.5 | 17.5 | - | - |
| OVERALL DIMENSIONS   |  |               | SEAT DIMENSIONS   |                    |      | BACK DIMENSIONS |                 |      |      |                 |      |      |      |      |   |   |   |   |   |    |      |      |   |   |
| W  | D  | H             | W   | D                  | H    | W               | H               |      |      |                 |      |      |      |      |   |   |   |   |   |    |      |      |   |   |
| 26   | 28.5   | 17.5          | -   | -                  | -    | -               | -               |      |      |                 |      |      |      |      |   |   |   |   |   |    |      |      |   |   |
|  <p><b>Two Seater Bench</b><br/>COM Yardage: 2.75<br/>Freight class: 250<br/>Product weight: 65<br/>Cubic feet per carton: 20.5</p>               | <p>For power/USB unit, see electrical placement chart.</p> <p>Includes ganging hardware (2 sides).</p> <p>Add \$84 for <b>(SLS)</b><br/>Add \$100 for <b>(F6, F3, or F8)</b><br/>Add \$1260 for 72 lbs. <b>(CW)</b><br/>Add \$125 for <b>(SP)</b> or \$607 for <b>(BS)</b><br/>Add \$40 for <b>(TP)</b><br/>Add \$252 for <b>(MB)</b></p>  | <b>R27832</b> | 2036  | 2124               | 2193 | 2295            | 2438            | 2498 | 2622 | 2817            | 2963 | 3123 | 3455 | 3805 |   |   |   |   |   |    |      |      |   |   |
|  |  |               | <table border="1"> <thead> <tr> <th colspan="3">OVERALL DIMENSIONS</th> <th colspan="3">SEAT DIMENSIONS</th> <th colspan="2">BACK DIMENSIONS</th> </tr> <tr> <th>W</th><th>D</th><th>H</th><th>W</th><th>D</th><th>H</th><th>W</th><th>H</th> </tr> </thead> <tbody> <tr> <td>52</td><td>28.5</td><td>17.5</td><td>-</td><td>-</td><td>-</td><td>-</td><td>-</td> </tr> </tbody> </table> <p><b>RTA 00</b> 1 per carton</p> | OVERALL DIMENSIONS |      |                 | SEAT DIMENSIONS |      |      | BACK DIMENSIONS |      | W    | D    | H    | W | D | H | W | H | 52 | 28.5 | 17.5 | - | - |
| OVERALL DIMENSIONS   |  |               | SEAT DIMENSIONS   |                    |      | BACK DIMENSIONS |                 |      |      |                 |      |      |      |      |   |   |   |   |   |    |      |      |   |   |
| W  | D  | H             | W   | D                  | H    | W               | H               |      |      |                 |      |      |      |      |   |   |   |   |   |    |      |      |   |   |
| 52   | 28.5   | 17.5          | -   | -                  | -    | -               | -               |      |      |                 |      |      |      |      |   |   |   |   |   |    |      |      |   |   |
|  <p><b>Three Seater Bench</b><br/>COM Yardage: 4.5<br/>Freight class: 4.5<br/>Product weight: 103<br/>Cubic feet per carton: 30.25</p>            | <p>For power/USB unit, see electrical placement chart.</p> <p>Includes ganging hardware (2 sides).</p> <p>Add \$123 for <b>(SLS)</b><br/>Add \$100 for <b>(F6, F3, or F8)</b><br/>Add \$1260 for 72 lbs. <b>(CW)</b><br/>Add \$174 for <b>(SP)</b> or \$773 for <b>(BS)</b><br/>Add \$40 for <b>(TP)</b><br/>Add \$375 for <b>(MB)</b></p> | <b>R27833</b> | 3202  | 3346               | 3459 | 3625            | 3859            | 3958 | 4161 | 4480            | 4719 | 4980 | 5524 | 6096 |   |   |   |   |   |    |      |      |   |   |
|  |  |               | <table border="1"> <thead> <tr> <th colspan="3">OVERALL DIMENSIONS</th> <th colspan="3">SEAT DIMENSIONS</th> <th colspan="2">BACK DIMENSIONS</th> </tr> <tr> <th>W</th><th>D</th><th>H</th><th>W</th><th>D</th><th>H</th><th>W</th><th>H</th> </tr> </thead> <tbody> <tr> <td>78</td><td>28.5</td><td>17.5</td><td>-</td><td>-</td><td>-</td><td>-</td><td>-</td> </tr> </tbody> </table> <p><b>RTA 00</b> 1 per carton</p> | OVERALL DIMENSIONS |      |                 | SEAT DIMENSIONS |      |      | BACK DIMENSIONS |      | W    | D    | H    | W | D | H | W | H | 78 | 28.5 | 17.5 | - | - |
| OVERALL DIMENSIONS   |  |               | SEAT DIMENSIONS   |                    |      | BACK DIMENSIONS |                 |      |      |                 |      |      |      |      |   |   |   |   |   |    |      |      |   |   |
| W  | D  | H             | W   | D                  | H    | W               | H               |      |      |                 |      |      |      |      |   |   |   |   |   |    |      |      |   |   |
| 78   | 28.5   | 17.5          | -   | -                  | -    | -               | -               |      |      |                 |      |      |      |      |   |   |   |   |   |    |      |      |   |   |
|  <p><b>Inside Curve Two Seater Bench</b><br/>COM Yardage: 3<br/>Freight class: 250<br/>Product weight: 60<br/>Cubic feet per carton: 22.75</p>  | <p>For power/USB unit, see electrical placement chart.</p> <p>Includes ganging hardware (2 sides).</p> <p>Add \$75 for <b>(SLS)</b><br/>Add \$100 for <b>(F6, F3, or F8)</b><br/>Add \$1262 for 72 lbs. <b>(CW)</b><br/>Add \$125 for <b>(SP)</b> or \$486 for <b>(BS)</b><br/>Add \$49 for <b>(TP)</b><br/>Add \$252 for <b>(MB)</b></p>  | <b>R27834</b> | 2765  | 2861               | 2936 | 3047            | 3203            | 3269 | 3404 | 3617            | 3776 | 3950 | 4313 | 4694 |   |   |   |   |   |    |      |      |   |   |
|  |  |               | <table border="1"> <thead> <tr> <th colspan="3">OVERALL DIMENSIONS</th> <th colspan="3">SEAT DIMENSIONS</th> <th colspan="2">BACK DIMENSIONS</th> </tr> <tr> <th>W</th><th>D</th><th>H</th><th>W</th><th>D</th><th>H</th><th>W</th><th>H</th> </tr> </thead> <tbody> <tr> <td>50</td><td>30.5</td><td>17.5</td><td>-</td><td>-</td><td>-</td><td>-</td><td>-</td> </tr> </tbody> </table> <p><b>RTA 00</b> 1 per carton</p> | OVERALL DIMENSIONS |      |                 | SEAT DIMENSIONS |      |      | BACK DIMENSIONS |      | W    | D    | H    | W | D | H | W | H | 50 | 30.5 | 17.5 | - | - |
| OVERALL DIMENSIONS   |  |               | SEAT DIMENSIONS   |                    |      | BACK DIMENSIONS |                 |      |      |                 |      |      |      |      |   |   |   |   |   |    |      |      |   |   |
| W  | D  | H             | W   | D                  | H    | W               | H               |      |      |                 |      |      |      |      |   |   |   |   |   |    |      |      |   |   |
| 50   | 30.5   | 17.5          | -   | -                  | -    | -               | -               |      |      |                 |      |      |      |      |   |   |   |   |   |    |      |      |   |   |
|  <p><b>Outside Curve Two Seater Bench</b><br/>COM Yardage: 3<br/>Freight class: 250<br/>Product weight: 60<br/>Cubic feet per carton: 22.75</p> | <p>For power/USB unit, see electrical placement chart.</p> <p>Includes ganging hardware (2 sides).</p> <p>Add \$75 for <b>(SLS)</b><br/>Add \$100 for <b>(F6, F3, or F8)</b><br/>Add \$1263 for 72 lbs. <b>(CW)</b><br/>Add \$125 for <b>(SP)</b> or \$486 for <b>(BS)</b><br/>Add \$49 for <b>(TP)</b><br/>Add \$252 for <b>(MB)</b></p>  | <b>R27835</b> | 2765  | 2861               | 2936 | 3047            | 3203            | 3269 | 3404 | 3617            | 3776 | 3950 | 4313 | 4694 |   |   |   |   |   |    |      |      |   |   |
|  |  |               | <table border="1"> <thead> <tr> <th colspan="3">OVERALL DIMENSIONS</th> <th colspan="3">SEAT DIMENSIONS</th> <th colspan="2">BACK DIMENSIONS</th> </tr> <tr> <th>W</th><th>D</th><th>H</th><th>W</th><th>D</th><th>H</th><th>W</th><th>H</th> </tr> </thead> <tbody> <tr> <td>50</td><td>30.5</td><td>17.5</td><td>-</td><td>-</td><td>-</td><td>-</td><td>-</td> </tr> </tbody> </table> <p><b>RTA 00</b> 1 per carton</p> | OVERALL DIMENSIONS |      |                 | SEAT DIMENSIONS |      |      | BACK DIMENSIONS |      | W    | D    | H    | W | D | H | W | H | 50 | 30.5 | 17.5 | - | - |
| OVERALL DIMENSIONS   |  |               | SEAT DIMENSIONS   |                    |      | BACK DIMENSIONS |                 |      |      |                 |      |      |      |      |   |   |   |   |   |    |      |      |   |   |
| W  | D  | H             | W   | D                  | H    | W               | H               |      |      |                 |      |      |      |      |   |   |   |   |   |    |      |      |   |   |
| 50   | 30.5   | 17.5          | -   | -                  | -    | -               | -               |      |      |                 |      |      |      |      |   |   |   |   |   |    |      |      |   |   |

Options: **(SLS)** Sealed seams  
**(F6, F3, F8)** Floor mount legs  
**(CW)** Counterweight  
**(SP)** Vinyl sealed bottom  
**(BS)** Steel bottom  
**(TP)** Tamperproof  
**(MB)** Moisture barrier



| DESCRIPTION   | FEATURES  | MODEL#        | STANDARD TEXTILE GRADES   |              |          |                        |          |          |                        |          |      |      |      |      |
|---|---|---------------|---------------------------|--------------|----------|------------------------|----------|----------|------------------------|----------|------|------|------|------|
|   |   |               | 1                         | 2            | 3        | 4                      | 5        | 6        | 7                      | 8        | 9    | 10   | 11   | 12   |
|  <p><b>90° Inside Curve Corner Bench</b><br/>COM Yardage: 3.25<br/>Freight class: 250<br/>Product weight: 60<br/>Cubic feet per carton: 17.25</p>    | <p>For power/USB unit, see electrical placement chart.</p> <p>Includes ganging hardware (2 sides).</p> <p>Add \$75 for <b>(SLS)</b><br/>Add \$100 for <b>(F6, F3, or F8)</b><br/>Add \$632 for 36 lbs. <b>(CW)</b><br/>Add \$145 for <b>(SP)</b> or \$565 for <b>(BS)</b><br/>Add \$49 for <b>(TP)</b><br/>Add \$252 for <b>(MB)</b></p>    | <b>R27836</b> | 2758                      | 2862         | 2944     | 3064                   | 3233     | 3304     | 3451                   | 3681     | 3854 | 4042 | 4435 | 4848 |
|   |   |               | <b>OVERALL DIMENSIONS</b> |              |          | <b>SEAT DIMENSIONS</b> |          |          | <b>BACK DIMENSIONS</b> |          |      |      |      |      |
|   |   |               | <b>W</b>                  | <b>D</b>     | <b>H</b> | <b>W</b>               | <b>D</b> | <b>H</b> | <b>W</b>               | <b>H</b> |      |      |      |      |
|   |   |               | 36.5                      | 36.5         | 17.5     | -                      | -        | -        | -                      | -        |      |      |      |      |
|   |   |               | <b>RTA 00</b>             | 1 per carton |          |                        |          |          |                        |          |      |      |      |      |
|  <p><b>90° Outside Curve Corner Bench</b><br/>COM Yardage: 3.25<br/>Freight class: 250<br/>Product weight: 60<br/>Cubic feet per carton: 17.25</p>   | <p>For power/USB unit, see electrical placement chart.</p> <p>Includes ganging hardware (2 sides).</p> <p>Add \$75 for <b>(SLS)</b><br/>Add \$100 for <b>(F6, F3, or F8)</b><br/>Add \$633 for 36 lbs. <b>(CW)</b><br/>Add \$145 for <b>(SP)</b> or \$565 for <b>(BS)</b><br/>Add \$49 for <b>(TP)</b><br/>Add \$252 for <b>(MB)</b></p>    | <b>R27837</b> | 2758                      | 2862         | 2944     | 3064                   | 3233     | 3304     | 3451                   | 3681     | 3854 | 4042 | 4435 | 4848 |
|   |   |               | <b>OVERALL DIMENSIONS</b> |              |          | <b>SEAT DIMENSIONS</b> |          |          | <b>BACK DIMENSIONS</b> |          |      |      |      |      |
|   |   |               | <b>W</b>                  | <b>D</b>     | <b>H</b> | <b>W</b>               | <b>D</b> | <b>H</b> | <b>W</b>               | <b>H</b> |      |      |      |      |
|   |   |               | 36.5                      | 36.5         | 17.5     | -                      | -        | -        | -                      | -        |      |      |      |      |
|   |   |               | <b>RTA 00</b>             | 1 per carton |          |                        |          |          |                        |          |      |      |      |      |
|  <p><b>120° Inside Curve Corner Bench</b><br/>COM Yardage: 3.5<br/>Freight class: 250<br/>Product weight: 57<br/>Cubic feet per carton: 26.75</p>    | <p>For power/USB unit, see electrical placement chart.</p> <p>Includes ganging hardware (2 sides).</p> <p>Add \$79 for <b>(SLS)</b><br/>Add \$100 for <b>(F6, F3, or F8)</b><br/>Add \$634 for 36 lbs. <b>(CW)</b><br/>Add \$138 for <b>(SP)</b> or \$621 for <b>(BS)</b><br/>Add \$49 for <b>(TP)</b><br/>Add \$252 for <b>(MB)</b></p>    | <b>R27838</b> | 2758                      | 2870         | 2958     | 3087                   | 3269     | 3346     | 3504                   | 3752     | 3938 | 4141 | 4564 | 5009 |
|   |   |               | <b>OVERALL DIMENSIONS</b> |              |          | <b>SEAT DIMENSIONS</b> |          |          | <b>BACK DIMENSIONS</b> |          |      |      |      |      |
|   |   |               | <b>W</b>                  | <b>D</b>     | <b>H</b> | <b>W</b>               | <b>D</b> | <b>H</b> | <b>W</b>               | <b>H</b> |      |      |      |      |
|   |   |               | 36.5                      | 51.5         | 17.5     | -                      | -        | -        | -                      | -        |      |      |      |      |
|   |   |               | <b>RTA 00</b>             | 1 per carton |          |                        |          |          |                        |          |      |      |      |      |
|  <p><b>120° Outside Curve Corner Bench</b><br/>COM Yardage: 3.5<br/>Freight class: 250<br/>Product weight: 57<br/>Cubic feet per carton: 26.75</p> | <p>For power/USB unit, see electrical placement chart.</p> <p>Includes ganging hardware (2 sides).</p> <p>Add \$79 for <b>(SLS)</b><br/>Add \$100 for <b>(F6, F3, or F8)</b><br/>Add \$636 for 36 lbs. <b>(CW)</b><br/>Add \$138 for <b>(SP)</b> or \$621 for <b>(BS)</b><br/>Add \$49 for <b>(TP)</b><br/>Add \$252 for <b>(MB)</b></p>    | <b>R27839</b> | 2758                      | 2870         | 2958     | 3087                   | 3269     | 3346     | 3504                   | 3752     | 3938 | 4141 | 4564 | 5009 |
|   |   |               | <b>OVERALL DIMENSIONS</b> |              |          | <b>SEAT DIMENSIONS</b> |          |          | <b>BACK DIMENSIONS</b> |          |      |      |      |      |
|   |   |               | <b>W</b>                  | <b>D</b>     | <b>H</b> | <b>W</b>               | <b>D</b> | <b>H</b> | <b>W</b>               | <b>H</b> |      |      |      |      |
|   |   |               | 36.5                      | 51.5         | 17.5     | -                      | -        | -        | -                      | -        |      |      |      |      |
|   |   |               | <b>RTA 00</b>             | 1 per carton |          |                        |          |          |                        |          |      |      |      |      |
|  <p><b>Inside Curve Boomerang Bench</b><br/>COM Yardage: 5.25<br/>Freight class: 250<br/>Product weight: 126<br/>Cubic feet per carton: 47.75</p>  | <p>For power/USB unit, see electrical placement chart.</p> <p>Includes ganging hardware (2 sides).</p> <p>Add \$117 for <b>(SLS)</b><br/>Add \$100 for <b>(F6, F3, or F8)</b><br/>Add \$1260 for 72 lbs. <b>(CW)</b><br/>Add \$202 for <b>(SP)</b> or \$1092 for <b>(BS)</b><br/>Add \$49 for <b>(TP)</b><br/>Add \$375 for <b>(MB)</b></p> | <b>R27840</b> | 4266                      | 4434         | 4566     | 4760                   | 5033     | 5148     | 5385                   | 5757     | 6036 | 6340 | 6975 | 7642 |
|   |   |               | <b>OVERALL DIMENSIONS</b> |              |          | <b>SEAT DIMENSIONS</b> |          |          | <b>BACK DIMENSIONS</b> |          |      |      |      |      |
|   |   |               | <b>W</b>                  | <b>D</b>     | <b>H</b> | <b>W</b>               | <b>D</b> | <b>H</b> | <b>W</b>               | <b>H</b> |      |      |      |      |
|   |   |               | 82                        | 45           | 17.5     | -                      | -        | -        | -                      | -        |      |      |      |      |
|   |   |               | <b>RTA 00</b>             | 1 per carton |          |                        |          |          |                        |          |      |      |      |      |


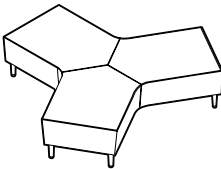

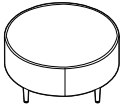
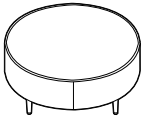
Options: **(SLS)** Sealed seams  
**(F6, F3, F8)** Floor mount legs  
**(CW)** Counterweight

**(SP)** Vinyl sealed bottom  
**(BS)** Steel bottom  
**(TP)** Tamperproof  
**(MB)** Moisture barrier

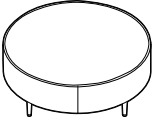
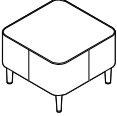
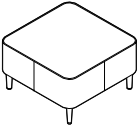
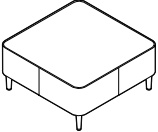
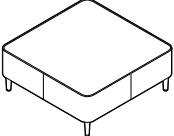
# LOUNGE

# RIVER+ BENCHES

R


| DESCRIPTION   | FEATURES  | MODEL#                    | STANDARD TEXTILE GRADES |              |                        |          |          |                        |          |      |      |       |       |       |  |
|---|---|---------------------------|-------------------------|--------------|------------------------|----------|----------|------------------------|----------|------|------|-------|-------|-------|--|
|   |   |                           | 1                       | 2            | 3                      | 4        | 5        | 6                      | 7        | 8    | 9    | 10    | 11    | 12    |  |
|  <p><b>Outside Curve Boomerang Bench</b><br/>COM Yardage: 5.25<br/>Freight class: 250<br/>Product weight: 126<br/>Cubic feet per carton: 47.75</p> | <p>For power/USB unit, see electrical placement chart.</p> <p>Includes ganging hardware (2 sides).</p> <p>Add \$117 for <b>(SLS)</b><br/>Add \$100 for <b>(F6, F3, or F8)</b><br/>Add \$1260 for 72 lbs. <b>(CW)</b><br/>Add \$202 for <b>(SP)</b> or \$1092 for <b>(BS)</b><br/>Add \$49 for <b>(TP)</b><br/>Add \$375 for <b>(MB)</b></p> | <b>R27841</b>             | 4266                    | 4434         | 4566                   | 4760     | 5033     | 5148                   | 5385     | 5757 | 6036 | 6340  | 6975  | 7642  |  |
|   |   | <b>OVERALL DIMENSIONS</b> |                         |              | <b>SEAT DIMENSIONS</b> |          |          | <b>BACK DIMENSIONS</b> |          |      |      |       |       |       |  |
|   |   | <b>W</b>                  | <b>D</b>                | <b>H</b>     | <b>W</b>               | <b>D</b> | <b>H</b> | <b>W</b>               | <b>H</b> |      |      |       |       |       |  |
|   |   | 82                        | 45                      | 17.5         | -                      | -        | -        | -                      | -        |      |      |       |       |       |  |
|   |   |                           | <b>RTA 00</b>           | 1 per carton |                        |          |          |                        |          |      |      |       |       |       |  |
|  <p><b>Y Bench</b><br/>COM Yardage: 8<br/>Freight class: 250<br/>Product weight: 203<br/>Cubic feet per carton: 101.2</p>                          | <p>For power/USB unit, see electrical placement chart.</p> <p>Includes ganging hardware (2 sides).</p> <p>Add \$195 for <b>(SLS)</b><br/>Add \$100 for <b>(F6, F3, or F8)</b><br/>Add \$945 for 54 lbs. <b>(CW)</b><br/>Add \$303 for <b>(SP)</b> or \$1354 for <b>(BS)</b><br/>Add \$69 for <b>(TP)</b><br/>Add \$501 for <b>(MB)</b></p>  | <b>R27842</b>             | 6870                    | 7126         | 7326                   | 7622     | 8038     | 8214                   | 8574     | 9142 | 9566 | 10030 | 10998 | 12014 |  |
|   |   | <b>OVERALL DIMENSIONS</b> |                         |              | <b>SEAT DIMENSIONS</b> |          |          | <b>BACK DIMENSIONS</b> |          |      |      |       |       |       |  |
|   |   | <b>W</b>                  | <b>D</b>                | <b>H</b>     | <b>W</b>               | <b>D</b> | <b>H</b> | <b>W</b>               | <b>H</b> |      |      |       |       |       |  |
|   |   | 82                        | 70                      | 17.5         | -                      | -        | -        | -                      | -        |      |      |       |       |       |  |
|   |   |                           | <b>RTA 00</b>           | 1 per carton |                        |          |          |                        |          |      |      |       |       |       |  |
|  <p><b>18" Dia. Round Bench</b><br/>COM Yardage: 1<br/>Freight class: 150<br/>Product weight: 25<br/>Cubic feet per carton: 4.7</p>                | <p>No power/USB unit.</p> <p>Freestanding unit only.</p> <p>Add \$46 for <b>(SLS)</b><br/>Add \$100 for <b>(F6, F3, or F8)</b><br/>Not available <b>(CW)</b><br/>Add \$117 for <b>(SP), (BS)</b> not available<br/>Add \$40 for <b>(TP)</b><br/>Add \$127 for <b>(MB)</b></p>   | <b>R27843</b>             | 853                     | 885          | 910                    | 947      | 999      | 1021                   | 1066     | 1137 | 1190 | 1248  | 1369  | 1496  |  |
|   |   | <b>OVERALL DIMENSIONS</b> |                         |              | <b>SEAT DIMENSIONS</b> |          |          | <b>BACK DIMENSIONS</b> |          |      |      |       |       |       |  |
|   |   | <b>W</b>                  | <b>D</b>                | <b>H</b>     | <b>W</b>               | <b>D</b> | <b>H</b> | <b>W</b>               | <b>H</b> |      |      |       |       |       |  |
|   |   | 18                        | 18                      | 17.5         | -                      | -        | -        | -                      | -        |      |      |       |       |       |  |
|   |   |                           | <b>RTA 00</b>           | 1 per carton |                        |          |          |                        |          |      |      |       |       |       |  |
|  <p><b>36" Dia. Round Bench</b><br/>COM Yardage: 3.25<br/>Freight class: 250<br/>Product weight: 50<br/>Cubic feet per carton: 18.25</p>         | <p>No power/USB unit.</p> <p>Freestanding unit only.</p> <p>Add \$69 for <b>(SLS)</b><br/>Add \$100 for <b>(F6, F3, or F8)</b><br/>Add \$632 for 36 lbs. <b>(CW)</b><br/>Add \$182 for <b>(SP)</b> or \$621 for <b>(BS)</b><br/>Add \$40 for <b>(TP)</b><br/>Add \$127 for <b>(MB)</b></p>  | <b>R27844</b>             | 2043                    | 2147         | 2229                   | 2349     | 2518     | 2589                   | 2736     | 2966 | 3139 | 3327  | 3720  | 4133  |  |
|   |   | <b>OVERALL DIMENSIONS</b> |                         |              | <b>SEAT DIMENSIONS</b> |          |          | <b>BACK DIMENSIONS</b> |          |      |      |       |       |       |  |
|   |   | <b>W</b>                  | <b>D</b>                | <b>H</b>     | <b>W</b>               | <b>D</b> | <b>H</b> | <b>W</b>               | <b>H</b> |      |      |       |       |       |  |
|   |   | 36                        | 36                      | 17.5         | -                      | -        | -        | -                      | -        |      |      |       |       |       |  |
|   |   |                           | <b>RTA 00</b>           | 1 per carton |                        |          |          |                        |          |      |      |       |       |       |  |
|  <p><b>42" Dia. Round Bench</b><br/>COM Yardage: 3.5<br/>Freight class: 250<br/>Product weight: 55<br/>Cubic feet per carton: 23</p>             | <p>No power/USB unit.</p> <p>Freestanding unit only.</p> <p>Add \$75 for <b>(SLS)</b><br/>Add \$100 for <b>(F6, F3, or F8)</b><br/>Add \$1260 for 72 lbs. <b>(CW)</b><br/>Add \$202 for <b>(SP)</b> or \$686 for <b>(BS)</b><br/>Add \$40 for <b>(TP)</b><br/>Add \$252 for <b>(MB)</b></p>   | <b>R27845</b>             | 2351                    | 2463         | 2551                   | 2680     | 2862     | 2939                   | 3097     | 3345 | 3531 | 3734  | 4157  | 4602  |  |
|   |   | <b>OVERALL DIMENSIONS</b> |                         |              | <b>SEAT DIMENSIONS</b> |          |          | <b>BACK DIMENSIONS</b> |          |      |      |       |       |       |  |
|   |   | <b>W</b>                  | <b>D</b>                | <b>H</b>     | <b>W</b>               | <b>D</b> | <b>H</b> | <b>W</b>               | <b>H</b> |      |      |       |       |       |  |
|   |   | 42                        | 42                      | 17.5         | -                      | -        | -        | -                      | -        |      |      |       |       |       |  |
|   |   |                           | <b>RTA 00</b>           | 1 per carton |                        |          |          |                        |          |      |      |       |       |       |  |

Options: **(SLS)** Sealed seams  
**(F6, F3, F8)** Floor mount legs  
**(CW)** Counterweight  
**(SP)** Vinyl sealed bottom  
**(BS)** Steel bottom  
**(TP)** Tamperproof  
**(MB)** Moisture barrier

| DESCRIPTION  | FEATURES   | MODEL#               | STANDARD TEXTILE GRADES          |      |      |                               |      |      |                               |      |      |      |      |      |
|--|--|----------------------|----------------------------------|------|------|-------------------------------|------|------|-------------------------------|------|------|------|------|------|
|  |  |                      | 1                                | 2    | 3    | 4                             | 5    | 6    | 7                             | 8    | 9    | 10   | 11   | 12   |
|  <p><b>48" Dia. Round Bench</b><br/>COM Yardage: 3.75<br/>Freight class: 250<br/>Product weight: 65<br/>Cubic feet per carton: 30</p> | <p>No power/USB unit.</p> <p>Freestanding unit only.</p> <p>Add \$84 for (SLS)<br/>Add \$100 for (F6, F3, or F8)<br/>Add \$1260 for 72 lbs. (CW)<br/>Add \$224 for (SP) or \$729 for (BS)<br/>Add \$40 for (TP)<br/>Add \$375 for (MB)</p> | <p><b>R27846</b></p> | 2651                             | 2771 | 2865 | 3004                          | 3199 | 3281 | 3450                          | 3716 | 3915 | 4133 | 4586 | 5063 |
|  |  |                      | <p><b>OVERALL DIMENSIONS</b></p> |      |      | <p><b>SEAT DIMENSIONS</b></p> |      |      | <p><b>BACK DIMENSIONS</b></p> |      |      |      |      |      |
|  |  |                      | W                                | D    | H    | W                             | D    | H    | W                             | H    |      |      |      |      |
|  |  |                      | 48                               | 48   | 17.5 | -                             | -    | -    | -                             | -    |      |      |      |      |
|  |  |                      | <p><b>RTA 00</b></p>             |      |      | <p>1 per carton</p>           |      |      |                               |      |      |      |      |      |
|  <p><b>24" Square Bench</b><br/>COM Yardage: 1.5<br/>Freight class: 250<br/>Product weight: 30<br/>Cubic feet per carton: 8</p>       | <p>No power/USB unit.</p> <p>Freestanding unit only.</p> <p>Add \$60 for (SLS)<br/>Add \$100 for (F6, F3, or F8)<br/>Add \$632 for 36 lbs. (CW)<br/>Add \$125 for (SP) or \$281 for (BS)<br/>Add \$40 for (TP)<br/>Add \$127 for (MB)</p>  | <p><b>R27847</b></p> | 1165                             | 1213 | 1251 | 1306                          | 1384 | 1417 | 1485                          | 1591 | 1671 | 1758 | 1939 | 2130 |
|  |  |                      | <p><b>OVERALL DIMENSIONS</b></p> |      |      | <p><b>SEAT DIMENSIONS</b></p> |      |      | <p><b>BACK DIMENSIONS</b></p> |      |      |      |      |      |
|  |  |                      | W                                | D    | H    | W                             | D    | H    | W                             | H    |      |      |      |      |
|  |  |                      | 24                               | 24   | 17.5 | -                             | -    | -    | -                             | -    |      |      |      |      |
|  |  |                      | <p><b>RTA 00</b></p>             |      |      | <p>1 per carton</p>           |      |      |                               |      |      |      |      |      |
|  <p><b>30" Square Bench</b><br/>COM Yardage: 2.75<br/>Freight class: 250<br/>Product weight: 40<br/>Cubic feet per carton: 12.25</p>  | <p>No power/USB unit.</p> <p>Freestanding unit only.</p> <p>Add \$69 for (SLS)<br/>Add \$100 for (F6, F3, or F8)<br/>Add \$632 for 36 lbs. (CW)<br/>Add \$174 for (SP) or \$196 for (BS)<br/>Add \$40 for (TP)<br/>Add \$127 for (MB)</p>  | <p><b>R27848</b></p> | 1538                             | 1626 | 1695 | 1797                          | 1940 | 2000 | 2124                          | 2319 | 2465 | 2625 | 2957 | 3307 |
|  |  |                      | <p><b>OVERALL DIMENSIONS</b></p> |      |      | <p><b>SEAT DIMENSIONS</b></p> |      |      | <p><b>BACK DIMENSIONS</b></p> |      |      |      |      |      |
|  |  |                      | W                                | D    | H    | W                             | D    | H    | W                             | H    |      |      |      |      |
|  |  |                      | 30                               | 30   | 17.5 | -                             | -    | -    | -                             | -    |      |      |      |      |
|  |  |                      | <p><b>RTA 00</b></p>             |      |      | <p>1 per carton</p>           |      |      |                               |      |      |      |      |      |
|  <p><b>36" Square Bench</b><br/>COM Yardage: 3<br/>Freight class: 250<br/>Product weight: 50<br/>Cubic feet per carton: 18.25</p>   | <p>No power/USB unit.</p> <p>Freestanding unit only.</p> <p>Add \$75 for (SLS)<br/>Add \$100 for (F6, F3, or F8)<br/>Add \$1260 for 72 lbs. (CW)<br/>Add \$187 for (SP) or \$457 for (BS)<br/>Add \$40 for (TP)<br/>Add \$252 for (MB)</p> | <p><b>R27849</b></p> | 1917                             | 2013 | 2088 | 2199                          | 2355 | 2421 | 2556                          | 2769 | 2928 | 3102 | 3465 | 3846 |
|  |  |                      | <p><b>OVERALL DIMENSIONS</b></p> |      |      | <p><b>SEAT DIMENSIONS</b></p> |      |      | <p><b>BACK DIMENSIONS</b></p> |      |      |      |      |      |
|  |  |                      | W                                | D    | H    | W                             | D    | H    | W                             | H    |      |      |      |      |
|  |  |                      | 36                               | 36   | 17.5 | -                             | -    | -    | -                             | -    |      |      |      |      |
|  |  |                      | <p><b>RTA 00</b></p>             |      |      | <p>1 per carton</p>           |      |      |                               |      |      |      |      |      |
|  <p><b>42" Square Bench</b><br/>COM Yardage: 3.25<br/>Freight class: 250<br/>Product weight: 60<br/>Cubic feet per carton: 23</p>   | <p>No power/USB unit.</p> <p>Freestanding unit only.</p> <p>Add \$86 for (SLS)<br/>Add \$100 for (F6, F3, or F8)<br/>Add \$1260 for 72 lbs. (CW)<br/>Add \$208 for (SP) or \$637 for (BS)<br/>Add \$40 for (TP)<br/>Add \$375 for (MB)</p> | <p><b>R27850</b></p> | 2329                             | 2433 | 2515 | 2635                          | 2804 | 2875 | 3022                          | 3252 | 3425 | 3613 | 4006 | 4419 |
|  |  |                      | <p><b>OVERALL DIMENSIONS</b></p> |      |      | <p><b>SEAT DIMENSIONS</b></p> |      |      | <p><b>BACK DIMENSIONS</b></p> |      |      |      |      |      |
|  |  |                      | W                                | D    | H    | W                             | D    | H    | W                             | H    |      |      |      |      |
|  |  |                      | 42                               | 42   | 17.5 | -                             | -    | -    | -                             | -    |      |      |      |      |
|  |  |                      | <p><b>RTA 00</b></p>             |      |      | <p>1 per carton</p>           |      |      |                               |      |      |      |      |      |

Options: (SLS) Sealed seams  
(F6, F3, F8) Floor mount legs  
(CW) Counterweight  
(SP) Vinyl sealed bottom  
(BS) Steel bottom  
(TP) Tamperproof  
(MB) Moisture barrier

## RIVER+ TABLES



42" Square Coffee Table  
model R27858



Outside Curve End Table  
model R27864



18" Dia. Round Laptop Table  
model 7743

### River+ Seating, Benches & Media Hearths



For River+ seating, please see page 339  
For River+ benches, please see page 358  
For River+ media hearths, please see page 367

## STANDARD FEATURES

- A modular series that is composed of straight and curved sections, as well as freestanding units.
- Linking units can be used together in any combination with River+ seating and bench units to create a wide variety of layouts. Ganging hardware is standard and is factory installed. Ganging hardware swivels out of the way when not in use.
- Front and back faces of end (linking) tables angles slightly inwards. This inward slant matches the inward angles of River seating so all units coordinate in visual appearance.
- The standard 6.5", welded steel legs are straight (vertical) as standard. Linking models are optionally available with an angled back leg to visually align with River+ seating units.
- Legs are standard in Chrome with Black, non-marking, height adjustable glides.
- Tables are made with high pressure laminate. Custom high pressure laminate finishes will be considered upon request.
- Laptop tables have 1" thick laminate tops.
- Laptop table painted metal base finishes are available in Black and Tungsten only.

## OPTIONAL FEATURES

- Legs of coffee and end (linking) tables are available in 3" (S3) and 8" (S8) heights. All leg heights are available with fixed-to-floor (F3) and (F8) options. Add \$100.
- To match adjacent lounge seating, straight front and angled back 6.5" or 8" legs are available on linking/end tables. Specify (SA). No upcharge.
- Power units are available on all tables except laptop tables. Each unit includes one AC outlet and two USB-a, 10 watt charging ports. Add \$661 upcharge per unit.
- Power location options include top, front or end. See electrical placement diagrams. Electrical units must be factory installed.
- Power units are available in either Jet Black (J) or White (W) with 120", three-prong matching cords.
- Most products can be weighted to reduce the ease of movement. For additional weight options, specify (CW). See each model for available additional weight and upcharge.

Please add option codes in the following order:

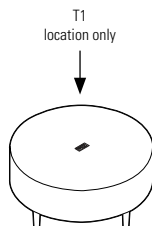
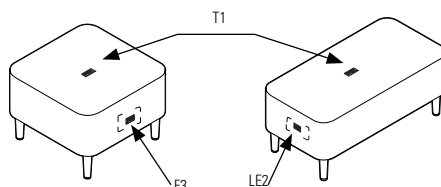
- **Model number**  
R27855 to R27858 Square coffee tables  
R27859 Rectangular coffee table  
R27860 to R27861 Round coffee tables  
R27862 to R27864 Linking/end tables  
7443 and 7745 Freestanding tables
- **Laminate finishes**  
(ACJ) Absolute Acajou (ASN) Asian Night  
(AWC) Avant Cherry (AWH) Avant Honey  
(BLK) Black (BRC) Brushed Cobalt  
(CMB) Clear Maple (DES) Dark Espresso  
(DWT) Designer White (HGT) Hayden Grey  
(NBL) Noce Biondo (NGL) Noce Grigio  
(NEL) Noce Leggero (NML) Noce Medio  
(QTM) Quartered Mahogany  
(SOG) Storm Grey (TFW) Tiger Fruitwood  
(TWL) Tiger Walnut (WCR) Winter Cherry  
(WGY) Willow Grey (WHC) White Chocolate  
(WHE) Walnut Heights (colors shown on website)
- **Leg selection**  
(S6) Standard height (6.5") w/adjustable glides. No upcharge.  
(S3) Low (3") w/adjustable glides. No upcharge.  
(S8) High (8") w/adjustable glides. No upcharge.  
(F6) Standard height (6.5"), fixed to floor. Add \$100.  
(F3) Low (3"), fixed to floor. Add \$100.  
(F8) High (8"), fixed to floor. Add \$100.
- **Leg angle** (linking/end tables only)  
(AST) Straight legs. No upcharge.  
(SA) Straight front legs, angled back legs. No upcharge.
- **Leg finish**  
(CHM) Chrome (TBL) Black  
(TDW) Designer White (TFO) Fog  
(TFR) Frost (TIV) Cloud  
(TLA) Latte (TMO) Mocha  
(TNE) Nevada (TOA) Toast  
(TSH) Shadow (TSN) Sand  
(TTU) Tungsten
- **Additional weight**  
(CW) Additional weight. Upcharges vary, see model.
- **Power/USB unit position** (coffee and linking/end tables only, as shown below).  
Add \$661 per unit.  
(NP) No power (no upcharge)  
(LE1) Left end (coffee table only)  
(LE2) Right end (coffee table only)  
(F3) Front center (coffee table only)  
(T1) Top
- **Power unit finish**  
(J) Jet Black  
(W) White
- **(TP) Tamperproof fasteners.** Add \$160.

## EXAMPLE RIVER+ TABLE ORDER CODE:

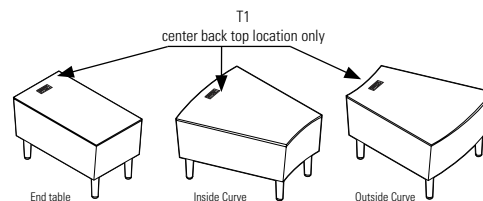
|              |          |               |           |            |                   |           |              |           |
|--------------|----------|---------------|-----------|------------|-------------------|-----------|--------------|-----------|
| R27858       | -ACJ     | -S6           | -AS       | -CM        | -                 | -T1       | -W           | -         |
| Model number | Laminate | Leg selection | Leg angle | Leg finish | Additional weight | Power/USB | Power finish | Fasteners |

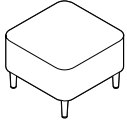
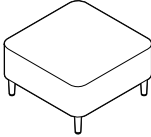
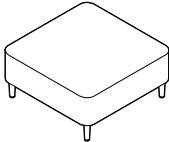
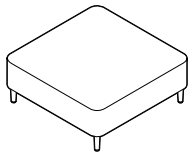
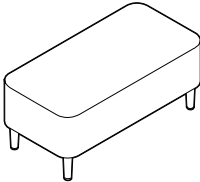
## ELECTRICAL PLACEMENT

### Coffee Tables

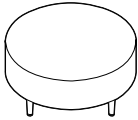
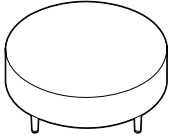
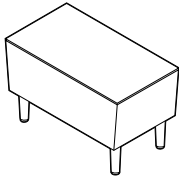
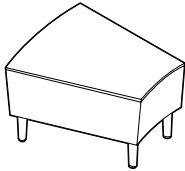
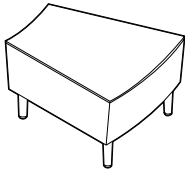


### Linking Tables



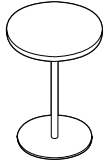
| DESCRIPTION   | FEATURES  | MODEL#                    | STANDARD TEXTILE GRADES |                        |          |          |                        |          |          |
|---|---|---------------------------|-------------------------|------------------------|----------|----------|------------------------|----------|----------|
|    | <p><b>24" Square Coffee Table</b><br/>COM: N/A<br/>Freight class: 250<br/>Product weight: 40<br/>Cubic feet per carton: 10.7</p> <p>For power/USB unit, see electrical placement chart.</p> <p>Freestanding unit only.<br/>Add \$511 for 36 lbs. (CW)</p> | List price                |                         |                        |          |          |                        |          |          |
|   |   | <b>R27855</b>             | 1484                    |                        |          |          |                        |          |          |
|   |   | <b>OVERALL DIMENSIONS</b> |                         | <b>SEAT DIMENSIONS</b> |          |          | <b>BACK DIMENSIONS</b> |          |          |
|   |   | <b>W</b>                  | <b>D</b>                | <b>H</b>               | <b>W</b> | <b>D</b> | <b>H</b>               | <b>W</b> | <b>H</b> |
|   |   | 24                        | 24                      | 17                     | -        | -        | -                      | -        | -        |
|   |   | <b>RTA 00</b>             |                         | 1 per carton           |          |          |                        |          |          |
|    | <p><b>30" Square Coffee Table</b><br/>COM: N/A<br/>Freight class: 250<br/>Product weight: 53<br/>Cubic feet per carton: 15.3</p> <p>For power/USB unit, see electrical placement chart.</p> <p>Freestanding unit only.<br/>Add \$383 for 27 lbs. (CW)</p> | List price                |                         |                        |          |          |                        |          |          |
|   |   | <b>R27856</b>             | 1563                    |                        |          |          |                        |          |          |
|   |   | <b>OVERALL DIMENSIONS</b> |                         | <b>SEAT DIMENSIONS</b> |          |          | <b>BACK DIMENSIONS</b> |          |          |
|   |   | <b>W</b>                  | <b>D</b>                | <b>H</b>               | <b>W</b> | <b>D</b> | <b>H</b>               | <b>W</b> | <b>H</b> |
|   |   | 30                        | 30                      | 17                     | -        | -        | -                      | -        | -        |
|   |   | <b>RTA 00</b>             |                         | 1 per carton           |          |          |                        |          |          |
|    | <p><b>36" Square Coffee Table</b><br/>COM: N/A<br/>Freight class: 250<br/>Product weight: 75<br/>Cubic feet per carton: 20.6</p> <p>For power/USB unit, see electrical placement chart.</p> <p>Freestanding unit only.<br/>No counterweight.</p>          | List price                |                         |                        |          |          |                        |          |          |
|   |   | <b>R27857</b>             | 1791                    |                        |          |          |                        |          |          |
|   |   | <b>OVERALL DIMENSIONS</b> |                         | <b>SEAT DIMENSIONS</b> |          |          | <b>BACK DIMENSIONS</b> |          |          |
|   |   | <b>W</b>                  | <b>D</b>                | <b>H</b>               | <b>W</b> | <b>D</b> | <b>H</b>               | <b>W</b> | <b>H</b> |
|   |   | 36                        | 36                      | 17                     | -        | -        | -                      | -        | -        |
|   |   | <b>RTA 00</b>             |                         | 1 per carton           |          |          |                        |          |          |
|  | <p><b>42" Square Coffee Table</b><br/>COM: N/A<br/>Freight class: 150<br/>Product weight: 115<br/>Cubic feet per carton: 26.7</p> <p>For power/USB unit, see electrical placement chart.</p> <p>Freestanding unit only.<br/>No counterweight.</p>         | List price                |                         |                        |          |          |                        |          |          |
|   |   | <b>R27858</b>             | 1991                    |                        |          |          |                        |          |          |
|   |   | <b>OVERALL DIMENSIONS</b> |                         | <b>SEAT DIMENSIONS</b> |          |          | <b>BACK DIMENSIONS</b> |          |          |
|   |   | <b>W</b>                  | <b>D</b>                | <b>H</b>               | <b>W</b> | <b>D</b> | <b>H</b>               | <b>W</b> | <b>H</b> |
|   |   | 42                        | 42                      | 17                     | -        | -        | -                      | -        | -        |
|   |   | <b>RTA 00</b>             |                         | 1 per carton           |          |          |                        |          |          |
|  | <p><b>Rectangular Coffee Table</b><br/>COM: N/A<br/>Freight class: 250<br/>Product weight: 55<br/>Cubic feet per carton: 14.2</p> <p>For power/USB unit, see electrical placement chart.</p> <p>Freestanding unit only.<br/>Add 256 for 18 lbs. (CW)</p>  | List price                |                         |                        |          |          |                        |          |          |
|   |   | <b>R27859</b>             | 1626                    |                        |          |          |                        |          |          |
|   |   | <b>OVERALL DIMENSIONS</b> |                         | <b>SEAT DIMENSIONS</b> |          |          | <b>BACK DIMENSIONS</b> |          |          |
|   |   | <b>W</b>                  | <b>D</b>                | <b>H</b>               | <b>W</b> | <b>D</b> | <b>H</b>               | <b>W</b> | <b>H</b> |
|   |   | 40                        | 20                      | 17                     | -        | -        | -                      | -        | -        |
|   |   | <b>RTA 00</b>             |                         | 1 per carton           |          |          |                        |          |          |

Options: (CW) Counterweight

| DESCRIPTION  | FEATURES   | MODEL#        | STANDARD TEXTILE GRADES |              |    |                 |   |   |                 |   |
|--|--|---------------|-------------------------|--------------|----|-----------------|---|---|-----------------|---|
|  <p><b>36" Dia. Round Coffee Table</b><br/>COM: N/A<br/>Freight class: 150<br/>Product weight: 63<br/>Cubic feet per carton: 15.3</p> | <p>For power/USB unit, see electrical placement chart.</p> <p>Freestanding unit only. Add \$256 for 18 lbs. <b>(CW)</b></p>              |               | List price              |              |    |                 |   |   |                 |   |
|  |  | <b>R27860</b> | 1927                    |              |    |                 |   |   |                 |   |
|  |  |               |                         |              |    |                 |   |   |                 |   |
|  |  |               | OVERALL DIMENSIONS      |              |    | SEAT DIMENSIONS |   |   | BACK DIMENSIONS |   |
|  |  |               | W                       | D            | H  | W               | D | H | W               | H |
|  |  |               | 36                      | 36           | 17 | -               | - | - | -               | - |
|  |  |               | <b>RTA 00</b>           | 1 per carton |    |                 |   |   |                 |   |
|  <p><b>42" Dia. Round Coffee Table</b><br/>COM: N/A<br/>Freight class: 150<br/>Product weight: 85<br/>Cubic feet per carton: 20.6</p> | <p>For power/USB unit, see electrical placement chart.</p> <p>Freestanding unit only. No counterweight.</p>                              |               | List price              |              |    |                 |   |   |                 |   |
|  |  | <b>R27861</b> | 2113                    |              |    |                 |   |   |                 |   |
|  |  |               |                         |              |    |                 |   |   |                 |   |
|  |  |               | OVERALL DIMENSIONS      |              |    | SEAT DIMENSIONS |   |   | BACK DIMENSIONS |   |
|  |  |               | W                       | D            | H  | W               | D | H | W               | H |
|  |  |               | 42                      | 42           | 17 | -               | - | - | -               | - |
|  |  |               | <b>RTA 00</b>           | 1 per carton |    |                 |   |   |                 |   |
|  <p><b>Rectangular End Table</b><br/>COM: N/A<br/>Freight class: 300<br/>Product weight: 40<br/>Cubic feet per carton: 20.6</p>       | <p>For power/USB unit, see electrical placement chart.</p> <p>Includes ganging hardware (2 sides). Add \$511 for 36 lbs. <b>(CW)</b></p> |               | List price              |              |    |                 |   |   |                 |   |
|  |  | <b>R27862</b> | 1578                    |              |    |                 |   |   |                 |   |
|  |  |               |                         |              |    |                 |   |   |                 |   |
|  |  |               | OVERALL DIMENSIONS      |              |    | SEAT DIMENSIONS |   |   | BACK DIMENSIONS |   |
|  |  |               | W                       | D            | H  | W               | D | H | W               | H |
|  |  |               | 28                      | 15           | 17 | -               | - | - | -               | - |
|  |  |               | <b>RTA 00</b>           | 1 per carton |    |                 |   |   |                 |   |
|  <p><b>Inside Curve End Table</b><br/>COM: N/A<br/>Freight class: 250<br/>Product weight: 47<br/>Cubic feet per carton: 13.3</p>    | <p>For power/USB unit, see electrical placement chart.</p> <p>Includes ganging hardware (2 sides). Add \$511 for 36 lbs. <b>(CW)</b></p> |               | List price              |              |    |                 |   |   |                 |   |
|  |  | <b>R27863</b> | 2073                    |              |    |                 |   |   |                 |   |
|  |  |               |                         |              |    |                 |   |   |                 |   |
|  |  |               | OVERALL DIMENSIONS      |              |    | SEAT DIMENSIONS |   |   | BACK DIMENSIONS |   |
|  |  |               | W                       | D            | H  | W               | D | H | W               | H |
|  |  |               | 28                      | 17           | 17 | -               | - | - | -               | - |
|  |  |               | <b>RTA 00</b>           | 1 per carton |    |                 |   |   |                 |   |
|  <p><b>Outside Curve End Table</b><br/>COM: N/A<br/>Freight class: 250<br/>Product weight: 47<br/>Cubic feet per carton: 13.3</p>   | <p>For power/USB unit, see electrical placement chart.</p> <p>Includes ganging hardware (2 sides). Add \$511 for 36 lbs. <b>(CW)</b></p> |               | List price              |              |    |                 |   |   |                 |   |
|  |  | <b>R27864</b> | 2073                    |              |    |                 |   |   |                 |   |
|  |  |               |                         |              |    |                 |   |   |                 |   |
|  |  |               | OVERALL DIMENSIONS      |              |    | SEAT DIMENSIONS |   |   | BACK DIMENSIONS |   |
|  |  |               | W                       | D            | H  | W               | D | H | W               | H |
|  |  |               | 28                      | 17           | 17 | -               | - | - | -               | - |
|  |  |               | <b>RTA 00</b>           | 1 per carton |    |                 |   |   |                 |   |

Options: **(CW)** Counterweight

| DESCRIPTION | FEATURES | MODEL# | STANDARD TEXTILE GRADES |  |  |  |  |  |
|-------------|----------|--------|-------------------------|--|--|--|--|--|
|-------------|----------|--------|-------------------------|--|--|--|--|--|

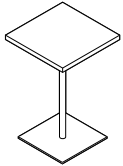


**18" Dia. Round Laptop Table**

COM: N/A  
 Freight class: 150  
 Product weight: 32  
 Cubic feet per carton: 6

No power/USB unit.

| List price         |    |              |                 |   |   |                 |   |  |
|--------------------|----|--------------|-----------------|---|---|-----------------|---|--|
| <b>7743</b>        |    |              | 792             |   |   |                 |   |  |
| OVERALL DIMENSIONS |    |              | SEAT DIMENSIONS |   |   | BACK DIMENSIONS |   |  |
| W                  | D  | H            | W               | D | H | W               | H |  |
| 18                 | 18 | 25.25        | -               | - | - | -               | - |  |
| <b>RTA 00</b>      |    | 1 per carton |                 |   |   |                 |   |  |



**16" Square Laptop Table**

COM: N/A  
 Freight class: 125  
 Product weight: 36  
 Cubic feet per carton: 6

No power/USB unit.

| List price         |    |              |                 |   |   |                 |   |  |
|--------------------|----|--------------|-----------------|---|---|-----------------|---|--|
| <b>7745</b>        |    |              | 810             |   |   |                 |   |  |
| OVERALL DIMENSIONS |    |              | SEAT DIMENSIONS |   |   | BACK DIMENSIONS |   |  |
| W                  | D  | H            | W               | D | H | W               | H |  |
| 16                 | 16 | 25.25        | -               | - | - | -               | - |  |
| <b>RTA 00</b>      |    | 1 per carton |                 |   |   |                 |   |  |


# LOUNGE

## RIVER+ MEDIA HEARTH



Media Hearth with Sliding Laminate Doors - 84" model R27877

### River+ Seating, Tables & Benches



For River+ seating, please see page 339  
 For River+ tables, please see page 363.  
 For River+ benches, please see page 358

### STANDARD FEATURES

- A fully finished media center with features and finishes that coordinate with River+ seating, benches and tables. The fully finished back supports ease of planning.
- The 6.5" legs match River+ tapered legs. Legs are straight on the front and angled on the back.
- Legs are standard in Chrome with Black non-marking height adjustable glides.
- Two hidden grommets are standard on the unit. One grommet is centered on the back panel, behind the monitor location. The other is beneath the unit, allowing cables to route from the monitor, through the unit, to the floor.
- Models are available with open shelving or closed, with sliding laminate or glass doors.
- Monitors, mounts and power are not included.
- See Suggested Maximum Monitor Diagonal Sizes chart for recommended maximum dimensions.
- To mount flatscreen or monitor to media hearth, use fixed mounting hardware only; not for use with articulating or extendable arm mounting hardware. Combined weight of mounting hardware and monitor or flatscreen not to exceed 75 lbs.
- Media hearths are made with thermally fused laminates. Specify from the many finishes listed. Custom, high pressure laminate finishes will be considered upon request.

### OPTIONAL FEATURES

- An optional user access grommet is available for the top of the storage shelf, allowing cable routing for user access. Specify center grommet (GP2). Add \$96.
- Optional 6.5" floor mount legs are available. Add \$100. Mounting hardware not included.

# RIVER+ MEDIA HEARTH

R

Please add option codes in the following order:

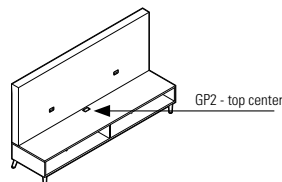
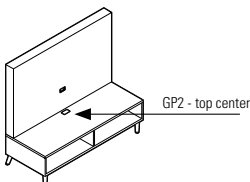
- **Model number**  
**R27870 to R27874** Media hearth with open shelf.  
**R27875 to R27879** Media hearth with sliding laminate doors.  
**R27880 to R27884** Media hearth with sliding glass doors.
- **Laminate finishes**  
**(ACJ)** Absolute Acajou **(ASN)** Asian Night  
**(AWC)** Avant Cherry **(AWH)** Avant Honey  
**(BLK)** Black **(BRC)** Brushed Cobalt  
**(CMB)** Clear Maple **(DES)** Dark Espresso  
**(DWT)** Designer White **(HGT)** Hayden Grey  
**(NBL)** Noce Brondo **(NGL)** Noce Grigio  
**(NEL)** Noce Leggero **(NML)** Noce Medio  
**(QTM)** Quartered Mahogany  
**(SOG)** Storm Grey **(TFW)** Tiger Fruitwood  
**(TWL)** Tiger Walnut **(WCR)** Winter Cherry  
**(WGY)** Willow Grey **(WHC)** White Chocolate  
**(WHE)** Walnut Heights  
 (colors shown on website)
- **Leg selection**  
**(S6)** Standard height (6.5") w/adjustable glides. No upcharge.  
**(F6)** Standard height (6.5"), floor mount. Add \$100.
- **Leg finish**  
**(CHM)** Chrome **(TBL)** Black  
**(TDW)** Designer White **(TFO)** Fog  
**(TFR)** Frost **(TIV)** Cloud  
**(TLA)** Latte **(TMO)** Mocha  
**(TNE)** Nevada **(TOA)** Toast  
**(TSH)** Shadow **(TSN)** Sand  
**(TTU)** Tungsten
- **Grommet**  
**(GP2)** Center grommet. Add \$96..

### EXAMPLE RIVER+ MEDIA HEARTH ORDER CODE:

|              |                 |               |            |         |
|--------------|-----------------|---------------|------------|---------|
| R27870       | -ACJ            | -S6           | -CH        | -       |
| Model number | Laminate finish | Leg selection | Leg finish | Grommet |

| SUGGESTED MAXIMUM MONITOR DIAGONAL SIZES  |       |                     |                       |
|---|-------|---------------------|-----------------------|
| (measurements to be verified by end user) |       |                     |                       |
| Model                                     | Width | Overall usable area | Monitor diagonal dim. |
| R27870, R27875, R27880                    | 60"   | 60 W x 37 H         | 60"                   |
| R27871, R27876, R27881                    | 72"   | 72 W x 37 H         | 65"                   |
| R27872, R27877, R27882                    | 84"   | 84 W x 37 H         | 65"                   |
| R27873, R27878, R27883                    | 96"   | 96 W x 37 H         | 65"                   |
| R27874, R27879, R27884                    | 96"   | 96 W x 37 H         | 2 x 50"               |

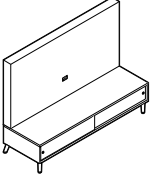
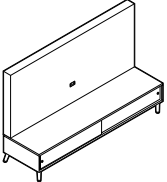
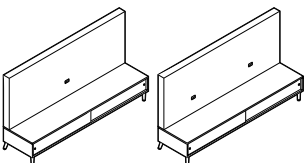
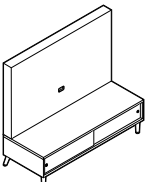
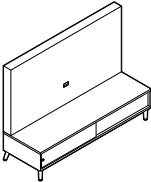
### GROMMET PLACEMENT



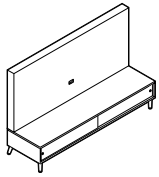
\*Optional grommet is always located in the center of the top of the storage shelf (near the vertical surface).



| DESCRIPTION   | FEATURES | MODEL#        | STANDARD TEXTILE GRADES |                    |    |           |                 |   |   |                 |   |
|---|----------|---------------|-------------------------|--------------------|----|-----------|-----------------|---|---|-----------------|---|
|  <p><b>Media Hearth with Open Shelf - 60"</b><br/>COM: N/A<br/>Freight class: 150<br/>Product weight: 170.5<br/>Cubic feet per carton: 14.37</p>               |          |               | List price              |                    |    |           |                 |   |   |                 |   |
|   |          | <b>R27870</b> | 4047                    |                    |    |           |                 |   |   |                 |   |
|   |          |               |                         | OVERALL DIMENSIONS |    |           | SEAT DIMENSIONS |   |   | BACK DIMENSIONS |   |
|   |          |               |                         | W                  | D  | H         | W               | D | H | W               | H |
|   |          |               | 60                      | 24                 | 54 | -         | -               | - | - | -               |   |
|   |          |               |                         | <b>RTA 1</b>       |    | 2 cartons |                 |   |   |                 |   |
|  <p><b>Media Hearth with Open Shelf - 72"</b><br/>COM: N/A<br/>Freight class: 150<br/>Product weight: 189<br/>Cubic feet per carton: 17.15</p>                 |          |               | List price              |                    |    |           |                 |   |   |                 |   |
|   |          | <b>R27871</b> | 4177                    |                    |    |           |                 |   |   |                 |   |
|   |          |               |                         | OVERALL DIMENSIONS |    |           | SEAT DIMENSIONS |   |   | BACK DIMENSIONS |   |
|   |          |               |                         | W                  | D  | H         | W               | D | H | W               | H |
|   |          |               | 72                      | 24                 | 54 | -         | -               | - | - | -               |   |
|   |          |               |                         | <b>RTA 1</b>       |    | 2 cartons |                 |   |   |                 |   |
|  <p><b>Media Hearth with Open Shelf - 84"</b><br/>COM: N/A<br/>Freight class: 150<br/>Product weight: 209<br/>Cubic feet per carton: 19.94</p>                |          |               | List price              |                    |    |           |                 |   |   |                 |   |
|   |          | <b>R27872</b> | 4478                    |                    |    |           |                 |   |   |                 |   |
|   |          |               |                         | OVERALL DIMENSIONS |    |           | SEAT DIMENSIONS |   |   | BACK DIMENSIONS |   |
|   |          |               |                         | W                  | D  | H         | W               | D | H | W               | H |
|   |          |               | 84                      | 24                 | 54 | -         | -               | - | - | -               |   |
|   |          |               |                         | <b>RTA 1</b>       |    | 2 cartons |                 |   |   |                 |   |
|  <p><b>Media Hearth with Open Shelf - 96"</b><br/>COM: N/A<br/>Freight class: 150<br/>Product weight: 231.5<br/>Cubic feet per carton: 22.72</p>             |          |               | List price              |                    |    |           |                 |   |   |                 |   |
|   |          | <b>R27873</b> | 4676                    |                    |    |           |                 |   |   |                 |   |
|   |          | <b>R27874</b> | 4761                    |                    |    |           |                 |   |   |                 |   |
|   |          |               | Dual Monitor            |                    |    |           |                 |   |   |                 |   |
|   |          |               |                         | OVERALL DIMENSIONS |    |           | SEAT DIMENSIONS |   |   | BACK DIMENSIONS |   |
|   |          |               | W                       | D                  | H  | W         | D               | H | W | H               |   |
|   |          |               | 96                      | 24                 | 54 | -         | -               | - | - | -               |   |
|   |          |               |                         | <b>RTA 1</b>       |    | 2 cartons |                 |   |   |                 |   |
|  <p><b>Media Hearth with Sliding Laminate Doors - 60"</b><br/>COM: N/A<br/>Freight class: 150<br/>Product weight: 170.5<br/>Cubic feet per carton: 14.37</p> |          |               | List price              |                    |    |           |                 |   |   |                 |   |
|   |          | <b>R27875</b> | 5247                    |                    |    |           |                 |   |   |                 |   |
|   |          |               |                         | OVERALL DIMENSIONS |    |           | SEAT DIMENSIONS |   |   | BACK DIMENSIONS |   |
|   |          |               |                         | W                  | D  | H         | W               | D | H | W               | H |
|   |          |               | 60                      | 24                 | 54 | -         | -               | - | - | -               |   |
|   |          |               |                         | <b>RTA 1</b>       |    | 2 cartons |                 |   |   |                 |   |

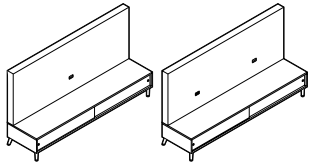
| DESCRIPTION  | FEATURES | MODEL#        | STANDARD TEXTILE GRADES |                    |    |                        |                 |   |   |                 |   |
|--|----------|---------------|-------------------------|--------------------|----|------------------------|-----------------|---|---|-----------------|---|
|  <p><b>Media Hearth with Sliding Laminate Doors - 72"</b><br/>                     COM: N/A<br/>                     Freight class: 150<br/>                     Product weight: 189<br/>                     Cubic feet per carton: 17.15</p>    |          |               | List price              |                    |    |                        |                 |   |   |                 |   |
|  |          | <b>R27876</b> | 5528                    |                    |    |                        |                 |   |   |                 |   |
|  |          |               |                         | OVERALL DIMENSIONS |    |                        | SEAT DIMENSIONS |   |   | BACK DIMENSIONS |   |
|  |          |               |                         | W                  | D  | H                      | W               | D | H | W               | H |
|  |          |               | 72                      | 24                 | 54 | -                      | -               | - | - | -               |   |
|  |          |               |                         |                    |    | <b>RTA 1</b> 2 cartons |                 |   |   |                 |   |
|  <p><b>Media Hearth with Sliding Laminate Doors - 84"</b><br/>                     COM: N/A<br/>                     Freight class: 150<br/>                     Product weight: 209<br/>                     Cubic feet per carton: 19.94</p>    |          |               | List price              |                    |    |                        |                 |   |   |                 |   |
|  |          | <b>R27877</b> | 5838                    |                    |    |                        |                 |   |   |                 |   |
|  |          |               |                         | OVERALL DIMENSIONS |    |                        | SEAT DIMENSIONS |   |   | BACK DIMENSIONS |   |
|  |          |               |                         | W                  | D  | H                      | W               | D | H | W               | H |
|  |          |               | 84                      | 24                 | 54 | -                      | -               | - | - | -               |   |
|  |          |               |                         |                    |    | <b>RTA 1</b> 2 cartons |                 |   |   |                 |   |
|  <p><b>Media Hearth with Sliding Laminate Doors - 96"</b><br/>                     COM: N/A<br/>                     Freight class: 150<br/>                     Product weight: 231.5<br/>                     Cubic feet per carton: 22.72</p> |          |               | List price              |                    |    |                        |                 |   |   |                 |   |
|  |          | <b>R27878</b> | 6047                    |                    |    |                        |                 |   |   |                 |   |
|  |          | <b>R27879</b> | 6123                    | Dual Monitor       |    |                        |                 |   |   |                 |   |
|  |          |               |                         | OVERALL DIMENSIONS |    |                        | SEAT DIMENSIONS |   |   | BACK DIMENSIONS |   |
|  |          |               | W                       | D                  | H  | W                      | D               | H | W | H               |   |
|  |          |               | 96                      | 24                 | 54 | -                      | -               | - | - | -               |   |
|  |          |               |                         |                    |    | <b>RTA 1</b> 2 cartons |                 |   |   |                 |   |
|  <p><b>Media Hearth with Sliding Glass Doors - 60"</b><br/>                     COM: N/A<br/>                     Freight class: 150<br/>                     Product weight: 170.5<br/>                     Cubic feet per carton: 14.37</p>   |          |               | List price              |                    |    |                        |                 |   |   |                 |   |
|  |          | <b>R27880</b> | 5575                    |                    |    |                        |                 |   |   |                 |   |
|  |          |               |                         | OVERALL DIMENSIONS |    |                        | SEAT DIMENSIONS |   |   | BACK DIMENSIONS |   |
|  |          |               |                         | W                  | D  | H                      | W               | D | H | W               | H |
|  |          |               | 60                      | 24                 | 54 | -                      | -               | - | - | -               |   |
|  |          |               |                         |                    |    | <b>RTA 1</b> 2 cartons |                 |   |   |                 |   |
|  <p><b>Media Hearth with Sliding Glass Doors - 72"</b><br/>                     COM: N/A<br/>                     Freight class: 150<br/>                     Product weight: 189<br/>                     Cubic feet per carton: 17.15</p>     |          |               | List price              |                    |    |                        |                 |   |   |                 |   |
|  |          | <b>R27881</b> | 5852                    |                    |    |                        |                 |   |   |                 |   |
|  |          |               |                         | OVERALL DIMENSIONS |    |                        | SEAT DIMENSIONS |   |   | BACK DIMENSIONS |   |
|  |          |               |                         | W                  | D  | H                      | W               | D | H | W               | H |
|  |          |               | 72                      | 24                 | 54 | -                      | -               | - | - | -               |   |
|  |          |               |                         |                    |    | <b>RTA 1</b> 2 cartons |                 |   |   |                 |   |

| DESCRIPTION | FEATURES | MODEL# | STANDARD TEXTILE GRADES |
|-------------|----------|--------|-------------------------|
|-------------|----------|--------|-------------------------|



**Media Hearth with Sliding Glass Doors - 84"**  
 COM: N/A  
 Freight class: 150  
 Product weight: 209  
 Cubic feet per carton: 19.94

| List price         |      |           |                 |   |   |                 |   |
|--------------------|------|-----------|-----------------|---|---|-----------------|---|
| <b>R27882</b>      | 6186 |           |                 |   |   |                 |   |
| OVERALL DIMENSIONS |      |           | SEAT DIMENSIONS |   |   | BACK DIMENSIONS |   |
| W                  | D    | H         | W               | D | H | W               | H |
| 84                 | 24   | 54        | -               | - | - | -               | - |
| <b>RTA 1</b>       |      | 2 cartons |                 |   |   |                 |   |



**Media Hearth with Sliding Glass Doors - 96"**  
 COM: N/A  
 Freight class: 150  
 Product weight: 231.5  
 Cubic feet per carton: 22.72

| List price         |      |           |                 |   |   |                 |   |
|--------------------|------|-----------|-----------------|---|---|-----------------|---|
| <b>R27883</b>      | 6571 |           |                 |   |   |                 |   |
| <b>R27884</b>      | 6647 |           |                 |   |   |                 |   |
| Dual Monitor       |      |           |                 |   |   |                 |   |
| OVERALL DIMENSIONS |      |           | SEAT DIMENSIONS |   |   | BACK DIMENSIONS |   |
| W                  | D    | H         | W               | D | H | W               | H |
| 96                 | 24   | 54        | -               | - | - | -               | - |
| <b>RTA 1</b>       |      | 2 cartons |                 |   |   |                 |   |

SIRENA™



models 3371 Lounge Chairs, 3373 Two Seat Sofa, 3400 Coffee Table, and 3402 End Table



model 3371



model 3372CRTL

STANDARD FEATURES

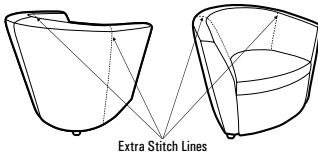
- Modern club style seating includes: lounge chair, two and three seat sofas.
- Complete with Modern tables for reception areas, meeting rooms, and private office use.
- Lounge seating distinctive round style feet are finished in Black Only.
- All models have fixed, non-removable seat cushions with arm height at 25" in the front.
- Casters are available on lounge chairs only. **C1M** casters are standard.
- Please note leather models offer additional stitch details.
- Check textile availability prior to specifying upholstery material.
- When ordering models with tablet, specify for left hand or for right hand tablet. See models below.
- Laminate Tops, are 1.5" thick.
- Table legs are 1.5" steel tubing, tapered toward the bottom to 7/8", equipped with self-leveling, pivoting steel glides.



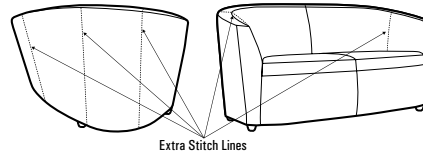
OPTIONAL FEATURES

- Laminate tables, tablets and bookshelves are offered in the following laminate finishes: Absolute Acajou (**ACJ**), Asian Night (**ASN**), Avant Cherry (**AWC**), Avant Honey (**AWH**), Clear Maple (**CMB**), Dark Espresso (**DES**), Designer White (**DWT**), Hayden Grey (**HGT**), Noce Biondo (**NBL**), Noce Grigio (**NGL**), Noce Leggero (**NEL**), Noce Medio (**NML**), Quartered Mahogany (**QTM**), Tiger Walnut (**TWL**), Walnut Heights (**WHE**), White Chocolate (**WHC**) and Winter Cherry (**WCR**). Please Specify.
- Table legs are available in Tungsten (**TTU**), Shadow (**TSH**), Black (**TBL**) at no upcharge. Not available in Chrome.



STITCH DETAIL WHEN UPHOLSTERED IN ALL LEATHER - ILLUSTRATIONS BELOW













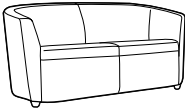
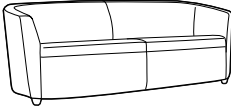
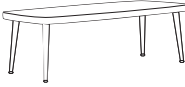

Lounge Chair



Two and Three Seater Sofas

| DESCRIPTION  | FEATURES | MODEL#       | STANDARD TEXTILE GRADES   |          |          |                        |          |          |                        |          |      |      |      |      |
|--|----------|--------------|---------------------------|----------|----------|------------------------|----------|----------|------------------------|----------|------|------|------|------|
|  |          |              | 1                         | 2        | 3        | 4                      | 5        | 6        | 7                      | 8        | 9    | 10   | 11   | 12   |
|  <p><b>Lounge Chair</b> Fabric<br/>COM Yardage: 4.25<br/>Freight Class: 250<br/>Product Weight (lbs.): 52<br/>Cubic Feet Per Carton: 19.25</p>    |          | <b>3371</b>  | -                         | 1730     | 1853     | 2027                   | 2280     | 2373     | 2593                   | 3007     | 3212 | 3596 | 4130 | 4789 |
|  |          |              | <b>OVERALL DIMENSIONS</b> |          |          | <b>SEAT DIMENSIONS</b> |          |          | <b>BACK DIMENSIONS</b> |          |      |      |      |      |
|  |          |              | <b>W</b>                  | <b>D</b> | <b>H</b> | <b>W</b>               | <b>D</b> | <b>H</b> | <b>W</b>               | <b>H</b> |      |      |      |      |
|  |          |              | 30.5                      | 29.5     | 28.5     | 20                     | 20       | 17.5     | 19                     | 11.5     |      |      |      |      |
|  |          |              | <b>RTA 00</b>             |          |          |                        |          |          |                        |          |      |      |      |      |
|  <p><b>Lounge Chair w/Casters</b><br/>COM Yardage: 4.25<br/>Freight Class: 250<br/>Product Weight (lbs.): 52<br/>Cubic Feet Per Carton: 19.25</p> |          | <b>3371C</b> | -                         | 1861     | 1990     | 2175                   | 2441     | 2539     | 2770                   | 3203     | 3420 | 3822 | 4379 | 5071 |
|  |          |              | <b>OVERALL DIMENSIONS</b> |          |          | <b>SEAT DIMENSIONS</b> |          |          | <b>BACK DIMENSIONS</b> |          |      |      |      |      |
|  |          |              | <b>W</b>                  | <b>D</b> | <b>H</b> | <b>W</b>               | <b>D</b> | <b>H</b> | <b>W</b>               | <b>H</b> |      |      |      |      |
|  |          |              | 30.5                      | 29.5     | 29.5     | 20                     | 20       | 17.5     | 19                     | 11.5     |      |      |      |      |
|  |          |              | <b>RTA 00</b>             |          |          |                        |          |          |                        |          |      |      |      |      |

| DESCRIPTION   | FEATURES  | MODEL#                      | STANDARD TEXTILE GRADES   |                        |          |                        |                        |          |                        |          |      |      |      |      |
|---|---|-----------------------------|---------------------------|------------------------|----------|------------------------|------------------------|----------|------------------------|----------|------|------|------|------|
|   |   |                             | 1                         | 2                      | 3        | 4                      | 5                      | 6        | 7                      | 8        | 9    | 10   | 11   | 12   |
|    |    | <b>3371LTL</b><br>3371RTL   | -                         | 2497                   | 2623     | 2811                   | 3074                   | 3172     | 3403                   | 3838     | 4055 | 4454 | 5015 | 5707 |
|   |   |                             | <b>OVERALL DIMENSIONS</b> |                        |          | <b>SEAT DIMENSIONS</b> |                        |          | <b>BACK DIMENSIONS</b> |          |      |      |      |      |
|   |   |                             | <b>W</b>                  | <b>D</b>               | <b>H</b> | <b>W</b>               | <b>D</b>               | <b>H</b> | <b>W</b>               | <b>H</b> |      |      |      |      |
|   |   |                             | 32.5                      | 29.5                   | 28.5     | 20                     | 20                     | 17.5     | 19                     | 11.5     |      |      |      |      |
| <b>Lounge Chair w/Laminate Tablet</b><br>COM Yardage: 4.25<br>Freight Class: 250<br>Product Weight (lbs.): 58<br>Cubic Feet Per Carton: 19.25                   |   |                             | <b>RTA 00</b>             |                        |          |                        |                        |          |                        |          |      |      |      |      |
|    |    | <b>3371CLTL</b><br>3371CRTL | -                         | 2640                   | 2768     | 2954                   | 3217                   | 3315     | 3549                   | 3979     | 4198 | 4597 | 5158 | 5850 |
|   |   |                             | <b>OVERALL DIMENSIONS</b> |                        |          | <b>SEAT DIMENSIONS</b> |                        |          | <b>BACK DIMENSIONS</b> |          |      |      |      |      |
|   |   |                             | <b>W</b>                  | <b>D</b>               | <b>H</b> | <b>W</b>               | <b>D</b>               | <b>H</b> | <b>W</b>               | <b>H</b> |      |      |      |      |
|   |   |                             | 32                        | 29.5                   | 29.5     | 20                     | 20                     | 17.5     | 19                     | 11.5     |      |      |      |      |
| <b>Lounge Chair w/Casters &amp; Laminate Tablet</b><br>COM Yardage: 4.25<br>Freight Class: 250<br>Product Weight (lbs.): 62<br>Cubic Feet Per Carton: 19.25     |   |                             | <b>RTA 00</b>             |                        |          |                        |                        |          |                        |          |      |      |      |      |
|   |   | <b>3372</b>                 | -                         | 2304                   | 2427     | 2601                   | 2854                   | 2947     | 3167                   | 3581     | 3786 | 4170 | 4704 | 5363 |
|   | <b>OVERALL DIMENSIONS</b>   |                             |                           | <b>SEAT DIMENSIONS</b> |          |                        | <b>BACK DIMENSIONS</b> |          |                        |          |      |      |      |      |
|   |   |                             | <b>W</b>                  | <b>D</b>               | <b>H</b> | <b>W</b>               | <b>D</b>               | <b>H</b> | <b>W</b>               | <b>H</b> |      |      |      |      |
|   |   |                             | 30.5                      | 29.5                   | 28.5     | 20                     | 20                     | 17.5     | 19                     | 11.5     |      |      |      |      |
| <b>Lounge Chair w/Laminate Book Shelf</b><br>COM Yardage: 4.25<br>Freight Class: 250<br>Product Weight (lbs.): 55<br>Cubic Feet Per Carton: 19.25               |   |                             | <b>RTA 00</b>             |                        |          |                        |                        |          |                        |          |      |      |      |      |
|    |   | <b>3372C</b>                | -                         | 2526                   | 2649     | 2823                   | 3076                   | 3169     | 3389                   | 3803     | 4008 | 4392 | 4926 | 5585 |
|   | <b>OVERALL DIMENSIONS</b>   |                             |                           | <b>SEAT DIMENSIONS</b> |          |                        | <b>BACK DIMENSIONS</b> |          |                        |          |      |      |      |      |
|   |   |                             | <b>W</b>                  | <b>D</b>               | <b>H</b> | <b>W</b>               | <b>D</b>               | <b>H</b> | <b>W</b>               | <b>H</b> |      |      |      |      |
|   |   |                             | 30.5                      | 29.5                   | 28.5     | 20                     | 20                     | 17.5     | 19                     | 11.5     |      |      |      |      |
| <b>Lounge Chair w/Casters &amp; Laminate Book Shelf</b><br>COM Yardage: 4.25<br>Freight Class: 250<br>Product Weight (lbs.): 55<br>Cubic Feet Per Carton: 19.25 |   |                             | <b>RTA 00</b>             |                        |          |                        |                        |          |                        |          |      |      |      |      |
|    |  | <b>3372LTL</b><br>3372RTL   | -                         | 3004                   | 3127     | 3301                   | 3554                   | 3647     | 3867                   | 4281     | 4486 | 4870 | 5404 | 6063 |
|   |   |                             | <b>OVERALL DIMENSIONS</b> |                        |          | <b>SEAT DIMENSIONS</b> |                        |          | <b>BACK DIMENSIONS</b> |          |      |      |      |      |
|   |   |                             | <b>W</b>                  | <b>D</b>               | <b>H</b> | <b>W</b>               | <b>D</b>               | <b>H</b> | <b>W</b>               | <b>H</b> |      |      |      |      |
|   |   |                             | 32.5                      | 29.5                   | 28.5     | 20                     | 20                     | 17.5     | 19                     | 11.5     |      |      |      |      |
| <b>Lounge Chair w/Laminate Tablet/Book Shelf</b><br>COM Yardage: 4.25<br>Freight Class: 250<br>Product Weight (lbs.): 66<br>Cubic Feet Per Carton: 19.25        |   |                             | <b>RTA 00</b>             |                        |          |                        |                        |          |                        |          |      |      |      |      |

| DESCRIPTION  | FEATURES   | MODEL#                      | STANDARD TEXTILE GRADES            |                                 |      |                                 |                               |      |                               |      |      |      |      |      |
|--|--|-----------------------------|------------------------------------|---------------------------------|------|---------------------------------|-------------------------------|------|-------------------------------|------|------|------|------|------|
|  |  |                             | 1                                  | 2                               | 3    | 4                               | 5                             | 6    | 7                             | 8    | 9    | 10   | 11   | 12   |
| <br><b>3372CLTL</b>   | <br><b>3372CRTL</b> | <b>3372CLTL</b><br>3372CRTL | -                                  | 3152                            | 3275 | 3449                            | 3702                          | 3795 | 4015                          | 4429 | 4634 | 5019 | 5552 | 6211 |
|  |  |                             | <b>OVERALL DIMENSIONS</b><br>W D H |                                 |      | <b>SEAT DIMENSIONS</b><br>W D H |                               |      | <b>BACK DIMENSIONS</b><br>W H |      |      |      |      |      |
| Lounge Chair w/ Casters & Laminate Tablet/Book Shelf<br>COM Yardage: 4.25<br>Freight Class: 250<br>Product Weight (lbs.): 66<br>Cubic Feet Per Carton: 19.25 |  |                             | 32.5                               | 29.5                            | 28.5 | 20                              | 20                            | 17.5 | 19                            | 11.5 |      |      |      |      |
|  |  |                             | <b>RTA 00</b>                      |                                 |      |                                 |                               |      |                               |      |      |      |      |      |
| <br><b>3373</b>   |  | <b>3373</b>                 | -                                  | 3247                            | 3446 | 3738                            | 4151                          | 4306 | 4669                          | 5346 | 5688 | 6321 | 7197 | 8280 |
|  | <b>OVERALL DIMENSIONS</b><br>W D H   |                             |                                    | <b>SEAT DIMENSIONS</b><br>W D H |      |                                 | <b>BACK DIMENSIONS</b><br>W H |      |                               |      |      |      |      |      |
| Two Seat Sofa<br>COM Yardage: 7<br>Freight Class: 300<br>Product Weight (lbs.): 92<br>Cubic Feet Per Carton: 48  |  |                             | 62                                 | 29.5                            | 28.5 | 53                              | 20                            | 17.5 | 53                            | 11.5 |      |      |      |      |
|  |  |                             | <b>RTA 00</b>                      |                                 |      |                                 |                               |      |                               |      |      |      |      |      |
| <br><b>3374</b>  |  | <b>3374</b>                 | -                                  | 3904                            | 4122 | 4444                            | 4902                          | 5077 | 5475                          | 6228 | 6606 | 7304 | 8275 | 9474 |
|  | <b>OVERALL DIMENSIONS</b><br>W D H   |                             |                                    | <b>SEAT DIMENSIONS</b><br>W D H |      |                                 | <b>BACK DIMENSIONS</b><br>W H |      |                               |      |      |      |      |      |
| Three Seat Sofa<br>COM Yardage: 7.75<br>Freight Class: 300<br>Product Weight (lbs.): 107<br>Cubic Feet Per Carton: 55.5                                      |  |                             | 81.5                               | 29.5                            | 28.5 | 72.5                            | 20                            | 17.5 | 72.5                          | 11.5 |      |      |      |      |
|  |  |                             | <b>RTA 00</b>                      |                                 |      |                                 |                               |      |                               |      |      |      |      |      |
| <br><b>3400</b>  |  | <b>3400</b>                 | 1856                               | -                               | -    | -                               | -                             | -    | -                             | -    | -    | -    | -    | -    |
|  | <b>OVERALL DIMENSIONS</b><br>W D H   |                             |                                    | <b>SEAT DIMENSIONS</b><br>W D H |      |                                 | <b>BACK DIMENSIONS</b><br>W H |      |                               |      |      |      |      |      |
| Coffee Table - 48" Laminate Top<br>COM Yardage: N/A<br>Freight Class: 250<br>Product Weight (lbs.): 52<br>Cubic Feet Per Carton: 17.25                       |  |                             | 48                                 | 22                              | 14.5 | -                               | -                             | -    | -                             | -    |      |      |      |      |
|  |  |                             | <b>RTA 00</b>                      |                                 |      |                                 |                               |      |                               |      |      |      |      |      |
| <br><b>3401</b>  |  | <b>3401</b>                 | 2052                               | -                               | -    | -                               | -                             | -    | -                             | -    | -    | -    | -    | -    |
|  | <b>OVERALL DIMENSIONS</b><br>W D H   |                             |                                    | <b>SEAT DIMENSIONS</b><br>W D H |      |                                 | <b>BACK DIMENSIONS</b><br>W H |      |                               |      |      |      |      |      |
| Coffee Table - 56" Laminate Top<br>COM Yardage: N/A<br>Freight Class: 175<br>Product Weight (lbs.): 60<br>Cubic Feet Per Carton: 19                          |  |                             | 56                                 | 22                              | 15   | -                               | -                             | -    | -                             | -    |      |      |      |      |
|  |  |                             | <b>RTA 00</b>                      |                                 |      |                                 |                               |      |                               |      |      |      |      |      |

| DESCRIPTION | FEATURES | MODEL# | STANDARD TEXTILE GRADES |   |   |   |   |   |   |   |   |    |    |    |   |
|-------------|----------|--------|-------------------------|---|---|---|---|---|---|---|---|----|----|----|---|
|             |          |        | 1                       | 2 | 3 | 4 | 5 | 6 | 7 | 8 | 9 | 10 | 11 | 12 |   |
|             |          | 3402   | 1489                    | - | - | - | - | - | - | - | - | -  | -  | -  | - |



**End Table - Laminate Top**  
 COM Yardage: N/A  
 Freight Class: 250  
 Product Weight (lbs.): 26  
 Cubic Feet Per Carton: 7.75

| OVERALL DIMENSIONS |    |      | SEAT DIMENSIONS |   |   | BACK DIMENSIONS |   |
|--------------------|----|------|-----------------|---|---|-----------------|---|
| W                  | D  | H    | W               | D | H | W               | H |
| 17                 | 22 | 14.5 | -               | - | - | -               | - |

RTA 00

VENTURE



48\"/>



78\"/>



60\"/>

STANDARD FEATURES

- Venture is a solid and durable banquette seating series.
- Banquettes are available with or without fully upholstered backs. Open back banquettes are intended to be placed against walls or in other layouts where the back will not be visible.
- Heavy duty frame has plywood construction suitable for public environments. For 24/7 use environments, must use approved textiles with 100,000 double-rubs and above.
- Cushions are made with highly resilient foam and seats are equipped with a synthetic rubberized webbing suspension system for extra comfort.
- Cushions are fixed and non-removable.
- Ganging bracket kit (8509) gangs single back models 'back to back'. Standard in Black. Contains two brackets
- Legs are metal painted and Chrome with Black glides, suitable for carpet and hard surface flooring.

- Closed back models are fully upholstered for use in open settings and to support reconfiguration.
- Open back models are available for use against walls or for ganging back to back. They and have a Black outer back protective dust cover.
- Check textile availability prior to specifying upholstery material.

**Note:** Double-sided models (8508-48 to 8508-78) measure 55" deep, 48" high and weigh over 100 lbs. They may require coordination for special handling and accommodation through doorway and elevators.

OPTIONAL FEATURES:

Add option codes in the following order

- **Model Number**
- **Back and seat textile**  
Specify textile code.
- **Leg Finish.** No upcharge  
(CHM) Chrome  
(TBL) Black  
(TLA) Latte  
(TTU) Tungsten

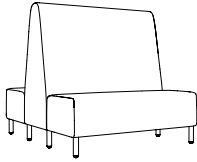

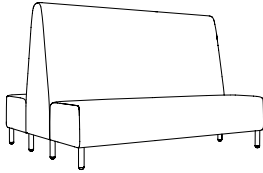
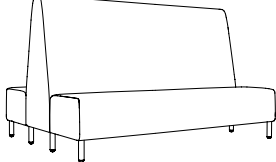
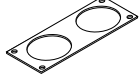
EXAMPLE VENTURE ORDER CODE:

|         |         |            |
|---------|---------|------------|
| 8506-48 | EL58    | TBL        |
| Model # | Textile | Leg Finish |

| DESCRIPTION  | FEATURES | MODEL # | STANDARD TEXTILE GRADES   |          |              |                        |          |          |                        |          |      |      |      |       |
|--|----------|---------|---------------------------|----------|--------------|------------------------|----------|----------|------------------------|----------|------|------|------|-------|
|  |          |         | 1                         | 2        | 3            | 4                      | 5        | 6        | 7                      | 8        | 9    | 10   | 11   | 12    |
| <p><b>48\"/&gt;                     COM Yardage: 6.75<br/>                     Freight Class: 300<br/>                     Product weight (lbs): 104<br/>                     Cubic Feet Per Carton: 50.75</b></p> |          | 8506-48 | 3002                      | 3237     | 3419         | 3688                   | 4068     | 4228     | 4557                   | 5074     | 5461 | 5883 | 6765 | 7691  |
|  |          |         | <b>OVERALL DIMENSIONS</b> |          |              | <b>SEAT DIMENSIONS</b> |          |          | <b>BACK DIMENSIONS</b> |          |      |      |      |       |
|  |          |         | <b>W</b>                  | <b>D</b> | <b>H</b>     | <b>W</b>               | <b>D</b> | <b>H</b> | <b>W</b>               | <b>H</b> |      |      |      |       |
|  |          |         | 48                        | 28       | 48           | 48                     | 19       | 18       | 48                     | 30       |      |      |      |       |
|  |          |         | <b>RTA 00</b>             |          | 1 per carton |                        |          |          |                        |          |      |      |      |       |
| <p><b>60\"/&gt;                     COM Yardage: 8<br/>                     Freight Class: 250<br/>                     Product weight (lbs): 127<br/>                     Cubic Feet Per Carton: 62.75</b></p>    |          | 8506-60 | 3579                      | 3856     | 4072         | 4392                   | 4841     | 5031     | 5420                   | 6033     | 6491 | 6992 | 8038 | 9135  |
|  |          |         | <b>OVERALL DIMENSIONS</b> |          |              | <b>SEAT DIMENSIONS</b> |          |          | <b>BACK DIMENSIONS</b> |          |      |      |      |       |
|  |          |         | <b>W</b>                  | <b>D</b> | <b>H</b>     | <b>W</b>               | <b>D</b> | <b>H</b> | <b>W</b>               | <b>H</b> |      |      |      |       |
|  |          |         | 60                        | 28       | 48           | 60                     | 19       | 18       | 60                     | 30       |      |      |      |       |
|  |          |         | <b>RTA 00</b>             |          | 1 per carton |                        |          |          |                        |          |      |      |      |       |
| <p><b>72\"/&gt;                     COM Yardage: 9<br/>                     Freight Class: 250<br/>                     Product weight (lbs): 153<br/>                     Cubic Feet Per Carton: 75</b></p>       |          | 8506-72 | 3813                      | 4125     | 4368         | 4727                   | 5233     | 5446     | 5884                   | 6574     | 7089 | 7653 | 8829 | 10063 |
|  |          |         | <b>OVERALL DIMENSIONS</b> |          |              | <b>SEAT DIMENSIONS</b> |          |          | <b>BACK DIMENSIONS</b> |          |      |      |      |       |
|  |          |         | <b>W</b>                  | <b>D</b> | <b>H</b>     | <b>W</b>               | <b>D</b> | <b>H</b> | <b>W</b>               | <b>H</b> |      |      |      |       |
|  |          |         | 72                        | 28       | 48           | 72                     | 19       | 18       | 72                     | 30       |      |      |      |       |
|  |          |         | <b>RTA 00</b>             |          | 1 per carton |                        |          |          |                        |          |      |      |      |       |



| DESCRIPTION   | FEATURES                  | MODEL#         | STANDARD TEXTILE GRADES |                        |      |      |                        |      |      |      |      |      |      |       |  |
|---|---------------------------|----------------|-------------------------|------------------------|------|------|------------------------|------|------|------|------|------|------|-------|--|
|   |                           |                | 1                       | 2                      | 3    | 4    | 5                      | 6    | 7    | 8    | 9    | 10   | 11   | 12    |  |
| <p><b>78\"W Three Seater Banquette, Closed Back</b><br/>                     COM Yardage: 10<br/>                     Freight Class: 250<br/>                     Product weight (lbs): 163<br/>                     Cubic Feet Per Carton: 79.75</p> |                           | <b>8506-78</b> | 4182                    | 4528                   | 4798 | 5198 | 5759                   | 5997 | 6483 | 7250 | 7822 | 8448 | 9755 | 11127 |  |
|   | <b>OVERALL DIMENSIONS</b> |                |                         | <b>SEAT DIMENSIONS</b> |      |      | <b>BACK DIMENSIONS</b> |      |      |      |      |      |      |       |  |
|   | <b>W D H</b>              |                |                         | <b>W D H</b>           |      |      | <b>W H</b>             |      |      |      |      |      |      |       |  |
|   | 78 28 48                  |                |                         | 78 19 18               |      |      | 78 30                  |      |      |      |      |      |      |       |  |
|   |                           |                |                         | <b>RTA 00</b>          |      |      | 1 per carton           |      |      |      |      |      |      |       |  |
| <p><b>48\"W Two Seater Banquette, Open Back</b><br/>                     COM Yardage: 5<br/>                     Freight Class: 250<br/>                     Product weight (lbs): 105<br/>                     Cubic Feet Per Carton: 50.75</p>      |                           | <b>8507-48</b> | 2825                    | 2998                   | 3133 | 3333 | 3614                   | 3733 | 3976 | 4359 | 4645 | 4958 | 5612 | 6298  |  |
|   | <b>OVERALL DIMENSIONS</b> |                |                         | <b>SEAT DIMENSIONS</b> |      |      | <b>BACK DIMENSIONS</b> |      |      |      |      |      |      |       |  |
|   | <b>W D H</b>              |                |                         | <b>W D H</b>           |      |      | <b>W H</b>             |      |      |      |      |      |      |       |  |
|   | 48 28 48                  |                |                         | 48 19 18               |      |      | 48 30                  |      |      |      |      |      |      |       |  |
|   |                           |                |                         | <b>RTA 00</b>          |      |      | 1 per carton           |      |      |      |      |      |      |       |  |
| <p><b>60\"W Two Seater Banquette, Open Back</b><br/>                     COM Yardage: 6<br/>                     Freight Class: 250<br/>                     Product weight (lbs): 127<br/>                     Cubic Feet Per Carton: 62.75</p>      |                           | <b>8507-60</b> | 3217                    | 3425                   | 3588 | 3827 | 4164                   | 4306 | 4599 | 5058 | 5402 | 5778 | 6561 | 7385  |  |
|   | <b>OVERALL DIMENSIONS</b> |                |                         | <b>SEAT DIMENSIONS</b> |      |      | <b>BACK DIMENSIONS</b> |      |      |      |      |      |      |       |  |
|   | <b>W D H</b>              |                |                         | <b>W D H</b>           |      |      | <b>W H</b>             |      |      |      |      |      |      |       |  |
|   | 60 28 48                  |                |                         | 60 19 18               |      |      | 60 30                  |      |      |      |      |      |      |       |  |
|   |                           |                |                         | <b>RTA 00</b>          |      |      | 1 per carton           |      |      |      |      |      |      |       |  |
| <p><b>72\"W Three Seater Banquette, Open Back</b><br/>                     COM Yardage: 7<br/>                     Freight Class: 250<br/>                     Product weight (lbs): 153<br/>                     Cubic Feet Per Carton: 75</p>       |                           | <b>8507-72</b> | 3606                    | 3848                   | 4037 | 4317 | 4710                   | 4877 | 5217 | 5754 | 6154 | 6593 | 7507 | 8468  |  |
|   | <b>OVERALL DIMENSIONS</b> |                |                         | <b>SEAT DIMENSIONS</b> |      |      | <b>BACK DIMENSIONS</b> |      |      |      |      |      |      |       |  |
|   | <b>W D H</b>              |                |                         | <b>W D H</b>           |      |      | <b>W H</b>             |      |      |      |      |      |      |       |  |
|   | 72 28 48                  |                |                         | 72 19 18               |      |      | 72 30                  |      |      |      |      |      |      |       |  |
|   |                           |                |                         | <b>RTA 00</b>          |      |      | 1 per carton           |      |      |      |      |      |      |       |  |
| <p><b>78\"W Three Seater Banquette, Open Back</b><br/>                     COM Yardage: 8<br/>                     Freight Class: 250<br/>                     Product weight (lbs): 163<br/>                     Cubic Feet Per Carton: 79.75</p>    |                           | <b>8507-78</b> | 3961                    | 4238                   | 4455 | 4774 | 5223                   | 5413 | 5803 | 6415 | 6874 | 7375 | 8420 | 9518  |  |
|   | <b>OVERALL DIMENSIONS</b> |                |                         | <b>SEAT DIMENSIONS</b> |      |      | <b>BACK DIMENSIONS</b> |      |      |      |      |      |      |       |  |
|   | <b>W D H</b>              |                |                         | <b>W D H</b>           |      |      | <b>W H</b>             |      |      |      |      |      |      |       |  |
|   | 78 28 48                  |                |                         | 78 19 18               |      |      | 78 30                  |      |      |      |      |      |      |       |  |
|   |                           |                |                         | <b>RTA 00</b>          |      |      | 1 per carton           |      |      |      |      |      |      |       |  |

| DESCRIPTION   | FEATURES              | MODEL#         | STANDARD TEXTILE GRADES |      |      |      |       |       |       |       |       |       |       |       |  |
|---|-----------------------|----------------|-------------------------|------|------|------|-------|-------|-------|-------|-------|-------|-------|-------|--|
|   |                       |                | 1                       | 2    | 3    | 4    | 5     | 6     | 7     | 8     | 9     | 10    | 11    | 12    |  |
|  <p><b>48" W Four Seater Banquette, Double Back</b><br/>                     COM Yardage: 9<br/>                     Freight Class: 300<br/>                     Product weight (lbs): 163<br/>                     Cubic Feet Per Carton: 89.75</p>   |                       | <b>8508-48</b> | 5449                    | 5761 | 6005 | 6364 | 6870  | 7082  | 7521  | 8210  | 8726  | 9290  | 10465 | 11701 |  |
|   |                       |                |                         |      |      |      |       |       |       |       |       |       |       |       |  |
|   |                       |                |                         |      |      |      |       |       |       |       |       |       |       |       |  |
|   |                       |                |                         |      |      |      |       |       |       |       |       |       |       |       |  |
|  <p><b>60" W Four Seater Banquette, Double Back</b><br/>                     COM Yardage: 10<br/>                     Freight Class: 300<br/>                     Product weight (lbs): 198<br/>                     Cubic Feet Per Carton: 111</p>    |                       | <b>8508-60</b> | 6313                    | 6659 | 6929 | 7329 | 7890  | 8128  | 8614  | 9381  | 9953  | 10579 | 11886 | 13258 |  |
|   |                       |                |                         |      |      |      |       |       |       |       |       |       |       |       |  |
|   |                       |                |                         |      |      |      |       |       |       |       |       |       |       |       |  |
|   |                       |                |                         |      |      |      |       |       |       |       |       |       |       |       |  |
|  <p><b>72" W Six Seater Banquette, Double Back</b><br/>                     COM Yardage: 11<br/>                     Freight Class: 300<br/>                     Product weight (lbs): 242<br/>                     Cubic Feet Per Carton: 132.5</p>  |                       | <b>8508-72</b> | 7496                    | 7877 | 8175 | 8614 | 9232  | 9492  | 10028 | 10870 | 11501 | 12190 | 13627 | 15136 |  |
|   |                       |                |                         |      |      |      |       |       |       |       |       |       |       |       |  |
|   |                       |                |                         |      |      |      |       |       |       |       |       |       |       |       |  |
|   |                       |                |                         |      |      |      |       |       |       |       |       |       |       |       |  |
|  <p><b>78" W Six Seater Banquette, Double Back</b><br/>                     COM Yardage: 12<br/>                     Freight Class: 300<br/>                     Product weight (lbs): 255<br/>                     Cubic Feet Per Carton: 141.7</p> |                       | <b>8508-78</b> | 8377                    | 8792 | 9117 | 9597 | 10271 | 10555 | 11139 | 12058 | 12746 | 13498 | 15065 | 16712 |  |
|   |                       |                |                         |      |      |      |       |       |       |       |       |       |       |       |  |
|   |                       |                |                         |      |      |      |       |       |       |       |       |       |       |       |  |
|   |                       |                |                         |      |      |      |       |       |       |       |       |       |       |       |  |
|  <p><b>Ganging Bracket Kit</b><br/>                     COM Yardage: n/a<br/>                     Freight Class: 70<br/>                     Product weight (lbs): 0.5<br/>                     Cubic Feet Per Carton: 0.1</p>                       | Includes two brackets |                |                         |      |      |      |       |       |       |       |       |       |       |       |  |
|   |                       |                |                         |      |      |      |       |       |       |       |       |       |       |       |  |
|   |                       |                |                         |      |      |      |       |       |       |       |       |       |       |       |  |
|   |                       |                |                         |      |      |      |       |       |       |       |       |       |       |       |  |
|   |                       |                | List price              |      |      |      |       |       |       |       |       |       |       |       |  |
|   |                       | <b>8509</b>    | 92                      |      |      |      |       |       |       |       |       |       |       |       |  |
|   |                       |                |                         |      |      |      |       |       |       |       |       |       |       |       |  |
|   |                       |                |                         |      |      |      |       |       |       |       |       |       |       |       |  |
|   |                       |                |                         |      |      |      |       |       |       |       |       |       |       |       |  |

**VITROLA**



Vitrola is offered in two back heights, standard lounge and high back lounge, along with two and three seat sofa models.



Matching ottoman and accent pillow to complete the offering.

**STANDARD FEATURES**

- Classic soft seating upholstery design with swooping arms.
- Available in standard Lounge, High Back Lounge along with Two and Three Seat Sofa models.
- Matching Ottoman and Accent Pillow complete the offering.
- Fully upholstered with piping details at the bottom of frame.
- Seat cushions are fixed or sewn tight.
- Standard in tapered maple wood legs. Standard in tapered maple wood legs. Legs are equipped with White non-marking glides as standard. Suitable for both carpet and hard surface flooring.
- Back upholstery is continuous without seams. In the event the textile cannot be railroaded, stitch lines will be required (one for 2 seater and two for 3 seater).
- All models ship fully assembled.
- Check textile availability prior to specifying upholstery material.



**OPTION CODES**


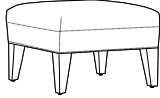


Please add option codes in the following order:

- **Model number**  
**8271** Lounge Chair  
**8272** Two Seat Sofa  
**8273** Three Seat Sofa  
**8274** Ottoman  
**8275** High Back Lounge Chair  
**8276** Accent Pillow
- **Fabric**  
Specify fabric code.
- **Wood Legs**  
**(AA)** Absolute **(AAM)**  
**(BM)** Black **(BKM)**  
**(CM)** Cherry **(ACM)**  
**(EO)** English Oak **(EOM)**  
**(EC)** Espresso Café **(ECM)**  
**(HG)** Grey **(HGM)**  
**(HO)** Honey **(AHM)**  
**(TM)** Mahogany **(TMM)**  
**(VM)** Maple **(AVM)**  
**(MM)** Medium Walnut **(MWM)**  
**(NL)** Natural Walnut **(NLW)**  
**(SN)** Night **(ASM)**  
**(BI)** Noce Biondo **(NBM)**  
**(GI)** Noce Grigio **(NGM)**  
**(EI)** Noce Leggero **(NEM)**  
**(MI)** Noce Medio **(NMM)**  
**(SK)** Shaker Cherry **(SKM)**  
**(TF)** Fruitwood **(TFM)**  
**(TW)** Walnut **(TWM)**  
**(WC)** WC Cream **(WTM)**  
**(WH)** White **(WHM)**  
**(WE)** Winter Cherry **(WCM)**  
(colors shown on website).

**EXAMPLE OF ORDER CODE:**

|              |        |           |
|--------------|--------|-----------|
| 8271         | WA50   | HG        |
| Model Number | Fabric | Wood Legs |

| DESCRIPTION   | FEATURES | MODEL#        | STANDARD TEXTILE GRADES   |          |          |                        |          |          |                        |          |        |        |        |        |
|---|----------|---------------|---------------------------|----------|----------|------------------------|----------|----------|------------------------|----------|--------|--------|--------|--------|
|   |          |               | 1                         | 2        | 3        | 4                      | 5        | 6        | 7                      | 8        | 9      | 10     | 11     | 12     |
|  <p><b>Lounge Chair</b><br/> COM Yardage: 5.25<br/> Freight Class: 150<br/> Product Weight (lbs.): 90<br/> Cubic Feet Per Carton: 20.25</p>  |          | <b>8271</b>   | \$1602                    | \$1795   | \$1945   | \$2169                 | \$2491   | \$2644   | \$2933                 | \$3397   | \$3754 | \$4150 | \$4967 | \$5840 |
|   |          |               | <b>OVERALL DIMENSIONS</b> |          |          | <b>SEAT DIMENSIONS</b> |          |          | <b>BACK DIMENSIONS</b> |          |        |        |        |        |
|   |          |               | <b>W</b>                  | <b>D</b> | <b>H</b> | <b>W</b>               | <b>D</b> | <b>H</b> | <b>W</b>               | <b>H</b> |        |        |        |        |
|   |          |               | 28                        | 31       | 34       | 22                     | 21       | 17.5     | 22                     | 18       |        |        |        |        |
|   |          | <b>RTA 00</b> |                           |          |          |                        |          |          |                        |          |        |        |        |        |
|  <p><b>Two Seat Sofa</b><br/> COM Yardage: 7.25<br/> Freight Class: 250<br/> Product Weight (lbs.): 107<br/> Cubic Feet Per Carton: 36.5</p> |          | <b>8272</b>   | \$2629                    | \$2934   | \$3174   | \$3536                 | \$4050   | \$4292   | \$4757                 | \$5499   | \$6069 | \$6705 | \$8015 | \$9409 |
|   |          |               | <b>OVERALL DIMENSIONS</b> |          |          | <b>SEAT DIMENSIONS</b> |          |          | <b>BACK DIMENSIONS</b> |          |        |        |        |        |
|   |          |               | <b>W</b>                  | <b>D</b> | <b>H</b> | <b>W</b>               | <b>D</b> | <b>H</b> | <b>W</b>               | <b>H</b> |        |        |        |        |
|   |          |               | 51                        | 31       | 34       | 44                     | 21       | 17.5     | 44                     | 18       |        |        |        |        |
|   |          | <b>RTA 00</b> |                           |          |          |                        |          |          |                        |          |        |        |        |        |

| DESCRIPTION   | FEATURES | MODEL#      | STANDARD TEXTILE GRADES   |          |          |                        |          |          |                        |          |        |        |         |              |
|---|----------|-------------|---------------------------|----------|----------|------------------------|----------|----------|------------------------|----------|--------|--------|---------|--------------|
|   |          |             | 1                         | 2        | 3        | 4                      | 5        | 6        | 7                      | 8        | 9      | 10     | 11      | 12           |
|  <p><b>Three Seat Sofa</b><br/>COM Yardage: 9.25<br/>Freight Class: 250<br/>Product Weight (lbs.): 140<br/>Cubic Feet Per Carton: 51.75</p>        |          | <b>8273</b> | \$3419                    | \$3875   | \$4238   | \$4781                 | \$5551   | \$5911   | \$6611                 | \$7723   | \$8579 | \$9533 | \$11496 | \$13587      |
|   |          |             | <b>OVERALL DIMENSIONS</b> |          |          | <b>SEAT DIMENSIONS</b> |          |          | <b>BACK DIMENSIONS</b> |          |        |        |         |              |
|   |          |             | <b>W</b>                  | <b>D</b> | <b>H</b> | <b>W</b>               | <b>D</b> | <b>H</b> | <b>W</b>               | <b>H</b> |        |        |         |              |
|   |          |             | 74.25                     | 31       | 34       | 66                     | 21       | 17.5     | 66                     | 18       |        |        |         |              |
|   |          |             | <b>RTA 00</b>             |          |          |                        |          |          |                        |          |        |        |         |              |
|  <p><b>Ottoman</b><br/>COM Yardage: 1.75<br/>Freight Class: 250<br/>Product Weight (lbs.): 20<br/>Cubic Feet Per Carton: 8</p>                     |          | <b>8274</b> | \$921                     | \$1021   | \$1096   | \$1210                 | \$1369   | \$1446   | \$1591                 | \$1823   | \$2001 | \$2199 | \$2610  | \$3045       |
|   |          |             | <b>OVERALL DIMENSIONS</b> |          |          | <b>SEAT DIMENSIONS</b> |          |          | <b>BACK DIMENSIONS</b> |          |        |        |         |              |
|   |          |             | <b>W</b>                  | <b>D</b> | <b>H</b> | <b>W</b>               | <b>D</b> | <b>H</b> | <b>W</b>               | <b>H</b> |        |        |         |              |
|   |          |             | 24                        | 24       | 17       | -                      | -        | -        | -                      | -        |        |        |         |              |
|   |          |             | <b>RTA 00</b>             |          |          |                        |          |          |                        |          |        |        |         |              |
|  <p><b>High Back Lounge Chair</b><br/>COM Yardage: 6.25<br/>Freight Class: 250<br/>Product Weight (lbs.): 96<br/>Cubic Feet Per Carton: 28.25</p> |          | <b>8275</b> | \$1928                    | \$2140   | \$2305   | \$2554                 | \$2907   | \$3072   | \$3393                 | \$3903   | \$4296 | \$4732 | \$5633  | \$6591       |
|   |          |             | <b>OVERALL DIMENSIONS</b> |          |          | <b>SEAT DIMENSIONS</b> |          |          | <b>BACK DIMENSIONS</b> |          |        |        |         |              |
|   |          |             | <b>W</b>                  | <b>D</b> | <b>H</b> | <b>W</b>               | <b>D</b> | <b>H</b> | <b>W</b>               | <b>H</b> |        |        |         |              |
|   |          |             | 28                        | 31       | 42       | 22                     | 21       | 17.5     | 22                     | 26       |        |        |         |              |
|   |          |             | <b>RTA 00</b>             |          |          |                        |          |          |                        |          |        |        |         |              |
|  <p><b>Accent Pillow</b><br/>COM Yardage: 0.75<br/>Freight Class: 150<br/>Product Weight (lbs.): 4<br/>Cubic Feet Per Carton: 1</p>              |          | <b>8276</b> | \$191                     | \$217    | \$238    | \$266                  | \$309    | \$329    | \$366                  | \$427    | \$473  | \$525  | \$632   | \$744        |
|   |          |             | <b>OVERALL DIMENSIONS</b> |          |          | <b>SEAT DIMENSIONS</b> |          |          | <b>BACK DIMENSIONS</b> |          |        |        |         |              |
|   |          |             | <b>W</b>                  | <b>D</b> | <b>H</b> | <b>W</b>               | <b>D</b> | <b>H</b> | <b>W</b>               | <b>H</b> |        |        |         |              |
|   |          |             | 23                        | 6        | 8        | -                      | -        | -        | -                      | -        |        |        |         |              |
|   |          |             | <b>RTA 00</b>             |          |          |                        |          |          |                        |          |        |        |         |              |
|   |          |             |                           |          |          |                        |          |          |                        |          |        |        |         | 1 per carton |

WIND™




models 3361 Lounge chair & 3362 Two seat sofa, with 3357 Coffee table.

ADDITIONAL STITCH DETAIL - ILLUSTRATIONS BELOW



Standard Detailing - when upholstered in FABRIC or VINYL



Additional Detailing - when upholstered in GENUINE LEATHER

STANDARD FEATURES

- Compact, contemporary design includes a raised modern version of the traditional lounge chair that is scaled down for smaller spaces.
- Chair and table legs is standard in Chrome.
- There are no caster options for the Wind series.
- Wind tables complement the modern decor of many office environments.
- Check textile availability prior to specifying upholstery material.


OPTIONAL FEATURES

- **Seating and Table Frame Finish**
  - (CHM) Chrome
  - (TBZ) Buzz Blue
  - (TCR) Carrot
  - (TDW) Designer White
  - (TFO) Fog
  - (TIN) Ink
  - (TKA) Kalua
  - (TMO) Mocha
  - (TNE) Nevada
  - (TSN) Sand
  - (TTU) Tungsten
  - (ACO) Antique Chrome. Add \$331 for lounge chair. Add \$414 for two seat sofa. Add \$485 for three seat sofa. Add \$162 for tables.
  - (BCH) Brushed Chrome. Add \$156 for lounge chair. Add \$189 for two seat sofa. Add \$212 for three seat sofa. Add \$108 for tables.
  - (SBR) Satin Brass. Add \$331 for lounge chair. Add \$414 for two seat sofa. Add \$485 for three seat
- **Table Tops**
  - (ACJ) Absolute Acajou
  - (AWC) Avant Cherry
  - (BLK) Black
  - (CMB) Clear Maple
  - (DWT) Designer White
  - (NBL) Noce Biondo
  - (NEL) Noce Leggero
  - (QTM) Quartered Mahogany
  - (SOG) Storm Grey
  - (TWL) Tiger Walnut
  - (WCR) Winter Cherry
  - (ASN) Asian Night
  - (AWH) Avant Honey
  - (BRC) Brushed Cobalt
  - (DES) Dark Espresso
  - (HGT) Hayden Grey
  - (NGL) Noce Grigio
  - (NML) Noce Medio
  - (TFW) Tiger Fruitwood
  - (WHE) Walnut Heights
  - (WCH) White Chocolate
  - (WGY) Willow Grey

sofa. Add \$162 for tables.

- Table tops are available in the following laminate finishes:
- Table tops (models 3366, 3367, 3368, 3870, and 3871) are available in high pressure laminate at a 20% upcharge. Please specify (HPL) in addition to the finish.

| DESCRIPTION | FEATURES | MODEL# | STANDARD TEXTILE GRADES |  |  |  |  |  |  |  |  |  |  |  |
|-------------|----------|--------|-------------------------|--|--|--|--|--|--|--|--|--|--|--|
|-------------|----------|--------|-------------------------|--|--|--|--|--|--|--|--|--|--|--|




**Lounge Chair**  
COM Yardage: 4.5  
Freight Class: 250  
Product Weight (lbs.): 62  
Cubic Feet Per Carton: 16.5

| MODEL# | 1 | 2    | 3    | 4    | 5    | 6    | 7    | 8    | 9    | 10   | 11   | 12   |
|--------|---|------|------|------|------|------|------|------|------|------|------|------|
| 3361   | - | 2546 | 2679 | 2873 | 3146 | 3247 | 3488 | 3939 | 4166 | 4582 | 5164 | 5883 |

| OVERALL DIMENSIONS |    |      | SEAT DIMENSIONS |    |    | BACK DIMENSIONS |    |
|--------------------|----|------|-----------------|----|----|-----------------|----|
| W                  | D  | H    | W               | D  | H  | W               | H  |
| 27.5               | 29 | 28.5 | 19.5            | 19 | 17 | 19              | 12 |

RTA 00

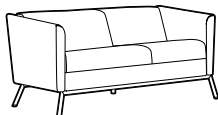


**Two Seat Sofa**  
COM Yardage: 6.75  
Freight Class: 250  
Product Weight (lbs.): 102  
Cubic Feet Per Carton: 30

| MODEL# | 1 | 2    | 3    | 4    | 5    | 6    | 7    | 8    | 9    | 10   | 11   | 12   |
|--------|---|------|------|------|------|------|------|------|------|------|------|------|
| 3362   | - | 3383 | 3582 | 3868 | 4278 | 4436 | 4793 | 5470 | 5806 | 6434 | 7308 | 8384 |

| OVERALL DIMENSIONS |    |      | SEAT DIMENSIONS |    |    | BACK DIMENSIONS |    |
|--------------------|----|------|-----------------|----|----|-----------------|----|
| W                  | D  | H    | W               | D  | H  | W               | H  |
| 54.5               | 29 | 28.5 | 46.5            | 19 | 17 | 46.5            | 12 |

RTA 00








**Three Seat Sofa**  
COM Yardage: 9  
Freight Class: 250  
Product Weight (lbs.): 135  
Cubic Feet Per Carton: 42.5

| MODEL# | 1 | 2    | 3    | 4    | 5    | 6    | 7    | 8    | 9    | 10   | 11   | 12    |
|--------|---|------|------|------|------|------|------|------|------|------|------|-------|
| 3363   | - | 4217 | 4471 | 4847 | 5375 | 5577 | 6043 | 6916 | 7355 | 8165 | 9292 | 10689 |

| OVERALL DIMENSIONS |    |      | SEAT DIMENSIONS |    |    | BACK DIMENSIONS |    |
|--------------------|----|------|-----------------|----|----|-----------------|----|
| W                  | D  | H    | W               | D  | H  | W               | H  |
| 78                 | 29 | 28.5 | 70.5            | 19 | 17 | 70.5            | 12 |

RTA 00

| DESCRIPTION  | FEATURES | MODEL#        | STANDARD TEXTILE GRADES   |          |          |                        |          |          |                        |          |   |    |    |    |   |
|--|----------|---------------|---------------------------|----------|----------|------------------------|----------|----------|------------------------|----------|---|----|----|----|---|
|  |          |               | 1                         | 2        | 3        | 4                      | 5        | 6        | 7                      | 8        | 9 | 10 | 11 | 12 |   |
|  <p><b>End Table</b><br/>COM Yardage: N/A<br/>Freight Class: 250<br/>Product Weight (lbs.): 36<br/>Cubic Feet Per Carton: 11.5</p>              |          | <b>3366</b>   | 933                       | -        | -        | -                      | -        | -        | -                      | -        | - | -  | -  | -  | - |
|  |          |               | Laminate Top              |          |          |                        |          |          |                        |          |   |    |    |    |   |
|  |          |               | <b>OVERALL DIMENSIONS</b> |          |          | <b>SEAT DIMENSIONS</b> |          |          | <b>BACK DIMENSIONS</b> |          |   |    |    |    |   |
|  |          |               | <b>W</b>                  | <b>D</b> | <b>H</b> | <b>W</b>               | <b>D</b> | <b>H</b> | <b>W</b>               | <b>H</b> |   |    |    |    |   |
|  |          |               | 24                        | 24       | 17       | -                      | -        | -        | -                      | -        |   |    |    |    |   |
|  |          | <b>RTA 00</b> |                           |          |          |                        |          |          |                        |          |   |    |    |    |   |
|  <p><b>Rectangular Coffee Table</b><br/>COM Yardage: N/A<br/>Freight Class: 250<br/>Product Weight (lbs.): 52<br/>Cubic Feet Per Carton: 16</p> |          | <b>3367</b>   | 1234                      | -        | -        | -                      | -        | -        | -                      | -        | - | -  | -  | -  | - |
|  |          |               | Laminate Top              |          |          |                        |          |          |                        |          |   |    |    |    |   |
|  |          |               | <b>OVERALL DIMENSIONS</b> |          |          | <b>SEAT DIMENSIONS</b> |          |          | <b>BACK DIMENSIONS</b> |          |   |    |    |    |   |
|  |          |               | <b>W</b>                  | <b>D</b> | <b>H</b> | <b>W</b>               | <b>D</b> | <b>H</b> | <b>W</b>               | <b>H</b> |   |    |    |    |   |
|  |          |               | 48                        | 20       | 15       | -                      | -        | -        | -                      | -        |   |    |    |    |   |
|  |          | <b>RTA 00</b> |                           |          |          |                        |          |          |                        |          |   |    |    |    |   |
|  <p><b>Square Coffee Table</b><br/>COM Yardage: N/A<br/>Freight Class: 250<br/>Product Weight (lbs.): 66<br/>Cubic Feet Per Carton: 22</p>      |          | <b>3368</b>   | 1670                      | -        | -        | -                      | -        | -        | -                      | -        | - | -  | -  | -  | - |
|  |          |               | Laminate Top              |          |          |                        |          |          |                        |          |   |    |    |    |   |
|  |          |               | <b>OVERALL DIMENSIONS</b> |          |          | <b>SEAT DIMENSIONS</b> |          |          | <b>BACK DIMENSIONS</b> |          |   |    |    |    |   |
|  |          |               | <b>W</b>                  | <b>D</b> | <b>H</b> | <b>W</b>               | <b>D</b> | <b>H</b> | <b>W</b>               | <b>H</b> |   |    |    |    |   |
|  |          |               | 36                        | 36       | 15       | -                      | -        | -        | -                      | -        |   |    |    |    |   |
|  |          | <b>RTA 00</b> |                           |          |          |                        |          |          |                        |          |   |    |    |    |   |
|  <p><b>Round Table</b><br/>COM Yardage: N/A<br/>Freight Class: 250<br/>Product Weight (lbs.): 35<br/>Cubic Feet Per Carton: 11.5</p>          |          | <b>3870</b>   | 1020                      | -        | -        | -                      | -        | -        | -                      | -        | - | -  | -  | -  | - |
|  |          |               | Laminate Top              |          |          |                        |          |          |                        |          |   |    |    |    |   |
|  |          |               | <b>OVERALL DIMENSIONS</b> |          |          | <b>SEAT DIMENSIONS</b> |          |          | <b>BACK DIMENSIONS</b> |          |   |    |    |    |   |
|  |          |               | <b>W</b>                  | <b>D</b> | <b>H</b> | <b>W</b>               | <b>D</b> | <b>H</b> | <b>W</b>               | <b>H</b> |   |    |    |    |   |
|  |          |               | 24                        | 24       | 17       | -                      | -        | -        | -                      | -        |   |    |    |    |   |
|  |          | <b>RTA 00</b> |                           |          |          |                        |          |          |                        |          |   |    |    |    |   |
|  <p><b>Round Coffee Table</b><br/>COM Yardage: N/A<br/>Freight Class: 250<br/>Product Weight (lbs.): 57<br/>Cubic Feet Per Carton: 22</p>     |          | <b>3871</b>   | 1501                      | -        | -        | -                      | -        | -        | -                      | -        | - | -  | -  | -  | - |
|  |          |               | Laminate Top              |          |          |                        |          |          |                        |          |   |    |    |    |   |
|  |          |               | <b>OVERALL DIMENSIONS</b> |          |          | <b>SEAT DIMENSIONS</b> |          |          | <b>BACK DIMENSIONS</b> |          |   |    |    |    |   |
|  |          |               | <b>W</b>                  | <b>D</b> | <b>H</b> | <b>W</b>               | <b>D</b> | <b>H</b> | <b>W</b>               | <b>H</b> |   |    |    |    |   |
|  |          |               | 36                        | 36       | 15       | -                      | -        | -        | -                      | -        |   |    |    |    |   |
|  |          | <b>RTA 00</b> |                           |          |          |                        |          |          |                        |          |   |    |    |    |   |

WIND™ LINEAR



models 3363R and 3363L with 3882 bridge table, 3360 table attaching bracket kit and two 3380 coffee tables

STANDARD FEATURES

- Wind Linear is an extension of the Wind lounge series with an emphasis on expansive, clean lines. Wind Linear tables complement the modern decor of many offices.
- This modular furniture series includes single arm and armless sofas, benches, bridges and tables
- Seating and freestanding tables can be used as stand-alone products. Seating units can be linked together using bridge tables to create infinite configurations. Note: an upholstered seat unit cannot be linked with another upholstered seat unit.
- Chair and table legs are standard in Chrome.
- There are no caster options for the Wind Linear series.
- Table 'bridges' can mount outside or in-between seats to accommodate various work and collaborative settings. Requires table attaching bracket kit (3360).
- Please note Bridge End Table (model 3882) is only to be used with Chairs and/or Sofa models. Not usable with Bench or Ottoman Models.
- Please note Bridge Table (model 3884) is only to be used with Bench models 3361B and/or Ottoman models 3363B.
- Check textile availability prior to specifying upholstery material.

OPTIONAL FEATURES

- Wind linear table models are offered in laminate finishes to coordinate with Global casegoods and wood seating.
- **Table Tops**  
Table tops are available in the following laminate finishes:  

|                          |                       |
|--------------------------|-----------------------|
| (ACJ) Absolute Acajou    | (ASN) Asian Night     |
| (AWC) Avant Cherry       | (AWH) Avant Honey     |
| (BLK) Black              | (BRC) Brushed Cobalt  |
| (CMB) Clear Maple        | (DES) Dark Espresso   |
| (DWT) Designer White     | (HGT) Hayden Grey     |
| (NBL) Noce Biondo        | (NGL) Noce Grigio     |
| (NEL) Noce Leggero       | (NML) Noce Medio      |
| (QTM) Quartered Mahogany |                       |
| (SOG) Storm Grey         | (TFW) Tiger Fruitwood |
| (TWL) Tiger Walnut       | (WHE) Walnut Heights  |
| (WHC) White Chocolate    |                       |
| (WCR) Winter Cherry      | (WGY) Willow Grey     |
- Table tops are not available in high pressure laminate.
- Chair and Table legs are available in Tungsten (TUN), Charcoal (CHR) and Black (BLK) finishes at no up charge.

SAMPLE LAYOUTS

Layout A



| Qty | Model Number | Description                         | Dimensions       | List Price |
|-----|--------------|-------------------------------------|------------------|------------|
| 1   | 3361R        | Single Seater - Right Arm           | 39.5 x 29 x 28.5 | 2695       |
| 1   | 3361L        | Single Seater - Left Arm            | 39.5 x 29 x 28.5 | 2695       |
| 1   | 3363NA       | Single Sofa - Armless               | 72 x 29 x 28.5   | 3590       |
| 1   | 3881R        | Bridge Corner Table - Right         | 25 x 25 x 12     | 1743       |
| 1   | 3881L        | Bridge Corner Table - Left          | 25 x 25 x 12     | 1743       |
| 2   | 3360         | Table Bracket Kit - 1 Kit per table |                  | 193 x 2    |

SAMPLE LAYOUT TOTAL IN STANDARD BLACK FRAME **\$12,852**

Layout B



| Qty | Model Number | Description                         | Dimensions       | List Price |
|-----|--------------|-------------------------------------|------------------|------------|
| 1   | 3361R        | Single Seater - Right Arm           | 39.5 x 29 x 28.5 | 2695       |
| 1   | 3361L        | Single Seater - Left Arm            | 39.5 x 29 x 28.5 | 2695       |
| 1   | 3361NA       | Single Seater - Armless             | 36.5 x 29 x 28.5 | 2382       |
| 2   | 3882         | Bridge End Table                    | 25 x 20 x 12     | 952 x 2    |
| 2   | 3360         | Table Bracket Kit - 1 Kit per table |                  | 193 x 2    |

SAMPLE LAYOUT TOTAL IN STANDARD BLACK FRAME **\$10,062**

DESCRIPTION

FEATURES

MODEL#

STANDARD TEXTILE GRADES

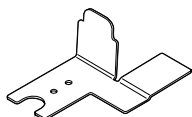


Table Bracket Kit







COM Yardage: N/A  
 Freight Class: 70  
 Product Weight (lbs.): 1.5  
 Cubic Feet Per Carton: 0.03 ( 1 Kit per carton)

Includes 4 brackets and hardware.  
 Use with models 3381R, 3381L, & 3382.

| MODEL# | STANDARD TEXTILE GRADES |   |   |   |   |   |   |   |   |    |    |    |
|--------|-------------------------|---|---|---|---|---|---|---|---|----|----|----|
|        | 1                       | 2 | 3 | 4 | 5 | 6 | 7 | 8 | 9 | 10 | 11 | 12 |
| 3360   | 193                     | - | - | - | - | - | - | - | - | -  | -  | -  |

| OVERALL DIMENSIONS |   |   | SEAT DIMENSIONS |   |   | BACK DIMENSIONS |   |
|--------------------|---|---|-----------------|---|---|-----------------|---|
| W                  | D | H | W               | D | H | W               | H |
| -                  | - | - | -               | - | - | -               | - |



| DESCRIPTION   | FEATURES   | MODEL#                | STANDARD TEXTILE GRADES                  |                                       |      |                                       |                                  |      |                                  |      |  |      |      |      |
|---|--|-----------------------|--|---------------------------------------|------|---------------------------------------|----------------------------------|------|----------------------------------|------|--|------|------|------|
|   |  |                       | 1  | 2                                     | 3    | 4                                     | 5                                | 6    | 7                                | 8    | 9  | 10   | 11   | 12   |
| <br><b>3361R</b>   | <br><b>3361L</b>  | <b>3361R</b><br>3361L | -  | 2695                                  | 2832 | 3030                                  | 3310                             | 3415 | 3659                             | 4121 | 4351   | 4782 | 5377 | 6114 |
|   |  |                       | <b>OVERALL DIMENSIONS</b><br>W    D    H |                                       |      | <b>SEAT DIMENSIONS</b><br>W    D    H |                                  |      | <b>BACK DIMENSIONS</b><br>W    H |      |  |      |      |      |
| Single Seater - w/ Left or Right Arm<br>COM Yardage: 4.75<br>Freight Class: 250<br>Product Weight (lbs.): 72<br>Cubic Feet Per Carton: 28.5 |  |                       | 39.5                                     | 29                                    | 28.5 | 36                                    | 19                               | 17   | 36                               | 12   | <div style="background-color: black; color: white; padding: 2px;">RTA 00</div> |      |      |      |
|    |  | <b>3361NA</b>         | -  | 2382                                  | 2476 | 2614                                  | 2805                             | 2877 | 3045                             | 3360 | 3515   | 3811 | 4221 | 4720 |
|   | <b>OVERALL DIMENSIONS</b><br>W    D    H   |                       |  | <b>SEAT DIMENSIONS</b><br>W    D    H |      |                                       | <b>BACK DIMENSIONS</b><br>W    H |      |                                  |      |  |      |      |      |
| Single Seater - Armless<br>COM Yardage: 3.25<br>Freight Class: 250<br>Product Weight (lbs.): 58<br>Cubic Feet Per Carton: 28.5              |  |                       | 36.5                                     | 29                                    | 28.5 | 36.5                                  | 19                               | 17.5 | 36.5                             | 12   | <div style="background-color: black; color: white; padding: 2px;">RTA 00</div> |      |      |      |
| <br><b>3363R</b>  | <br><b>3363L</b> | <b>3363R</b><br>3363L | -  | 4035                                  | 4254 | 4578                                  | 5034                             | 5208 | 5607                             | 6360 | 6738   | 7436 | 8407 | 9610 |
|   |  |                       | <b>OVERALL DIMENSIONS</b><br>W    D    H |                                       |      | <b>SEAT DIMENSIONS</b><br>W    D    H |                                  |      | <b>BACK DIMENSIONS</b><br>W    H |      |  |      |      |      |
| Single Sofa - w/ Left or Right Arm<br>COM Yardage: 7.75<br>Freight Class: 250<br>Product Weight (lbs.): 120<br>Cubic Feet Per Carton: 41    |  |                       | 75                                       | 29                                    | 28.5 | 71                                    | 19                               | 17   | 71                               | 12   | <div style="background-color: black; color: white; padding: 2px;">RTA 00</div> |      |      |      |
|    |  | <b>3363NA</b>         | -  | 3590                                  | 3774 | 4045                                  | 4426                             | 4574 | 4910                             | 5539 | 5856   | 6444 | 7258 | 8264 |
|   | <b>OVERALL DIMENSIONS</b><br>W    D    H   |                       |  | <b>SEAT DIMENSIONS</b><br>W    D    H |      |                                       | <b>BACK DIMENSIONS</b><br>W    H |      |                                  |      |  |      |      |      |
| Single Sofa - Armless<br>COM Yardage: 6.5<br>Freight Class: 250<br>Product Weight (lbs.): 111<br>Cubic Feet Per Carton: 39.25               |  |                       | 72                                       | 29                                    | 28.5 | 72                                    | 19                               | 17   | 72                               | 12   | <div style="background-color: black; color: white; padding: 2px;">RTA 00</div> |      |      |      |



DESCRIPTION

FEATURES

MODEL#

STANDARD TEXTILE GRADES

1 2 3 4 5 6 7 8 9 10 11 12



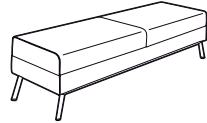
**Ottoman**  
COM Yardage: 1.75  
Freight Class: 150  
Product Weight (lbs.): 50  
Cubic Feet Per Carton: 12.5

**3361B** - 1771 1823 1897 2004 2052 2147 2301 2417 2548 2818 3104

**OVERALL DIMENSIONS**      **SEAT DIMENSIONS**      **BACK DIMENSIONS**  
**W**   **D**   **H**      **W**   **D**   **H**      **W**   **H**

35.5   20.5   17.5      -   -   -      -   -

**RTA 00**



**Bench**  
COM Yardage: 3.5  
Freight Class: 150  
Product Weight (lbs.): 80  
Cubic Feet Per Carton: 18.75

**3363B** - 2726 2852 2949 3095 3303 3373 3556 3900 4067 4386 4820

**OVERALL DIMENSIONS**      **SEAT DIMENSIONS**      **BACK DIMENSIONS**  
**W**   **D**   **H**      **W**   **D**   **H**      **W**   **H**

72   20.5   17.5      -   -   -      -   -

**RTA 00**



**Side Table - Rectangular**  
COM Yardage: N/A  
Freight Class: 250  
Product Weight (lbs.): 38  
Cubic Feet Per Carton: 11.5


Freestanding.

**3878** 1334 - - - - - - - - - - - -

**OVERALL DIMENSIONS**      **SEAT DIMENSIONS**      **BACK DIMENSIONS**  
**W**   **D**   **H**      **W**   **D**   **H**      **W**   **H**

20   25   16      -   -   -      -   -

**RTA 00**



**Side Table - 25" Square**  
COM Yardage: N/A  
Freight Class: 250  
Product Weight (lbs.): 40  
Cubic Feet Per Carton: 11.5


Freestanding.

**3879** 1455 - - - - - - - - - - - -

**OVERALL DIMENSIONS**      **SEAT DIMENSIONS**      **BACK DIMENSIONS**  
**W**   **D**   **H**      **W**   **D**   **H**      **W**   **H**

25   25   16      -   -   -      -   -

**RTA 00**



**Coffee Table - 54"**  
COM Yardage: N/A  
Freight Class: 250  
Product Weight (lbs.): 52  
Cubic Feet Per Carton: 16

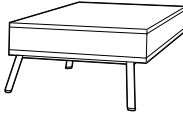




Freestanding.

**3880** 1623 - - - - - - - - - - - -

**OVERALL DIMENSIONS**      **SEAT DIMENSIONS**      **BACK DIMENSIONS**  
**W**   **D**   **H**      **W**   **D**   **H**      **W**   **H**

20   54   15      -   -   -      -   -

**RTA 00**

| DESCRIPTION   | FEATURES   | MODEL# | STANDARD TEXTILE GRADES   |          |          |                        |          |          |                        |          |     |     |     |     |
|---|--|--------|---------------------------|----------|----------|------------------------|----------|----------|------------------------|----------|-----|-----|-----|-----|
|   |  |        | 1                         | 2        | 3        | 4                      | 5        | 6        | 7                      | 8        | 9   | 10  | 11  | 12  |
|  <p><b>3881R</b></p> <p><b>Bridge Corner Table</b><br/>COM Yardage: -<br/>Freight Class: 250<br/>Product Weight (lbs.): 33<br/>Cubic Feet Per Carton: 11.5</p> |  <p><b>3881L</b></p> <p>Require Bracket Kit (3360).</p> | 3881R  | 1743                      | -        | -        | -                      | -        | -        | -                      | -        | -   | -   | -   | -   |
|   |  | 3881L  | -                         | -        | -        | -                      | -        | -        | -                      | -        | -   | -   | -   | -   |
|   |  |        | <b>OVERALL DIMENSIONS</b> |          |          | <b>SEAT DIMENSIONS</b> |          |          | <b>BACK DIMENSIONS</b> |          |     |     |     |     |
|   |  |        | <b>W</b>                  | <b>D</b> | <b>H</b> | <b>W</b>               | <b>D</b> | <b>H</b> | <b>W</b>               | <b>H</b> |     |     |     |     |
|   |  |        | 25                        | 25       | 12       | -                      | -        | -        | -                      | -        |     |     |     |     |
|   |  |        | <b>RTA 00</b>             |          |          |                        |          |          |                        |          |     |     |     |     |
|  <p><b>Bridge End Table</b><br/>COM Yardage: N/A<br/>Freight Class: 250<br/>Product Weight (lbs.): 25<br/>Cubic Feet Per Carton: 3.4</p>                       | <p>Require Bracket Kit (3360).<br/>To be used with Chair and Sofa models. Not usable with Bench or Ottoman Models</p>                    | 3882   | 952                       | -        | -        | -                      | -        | -        | -                      | -        | -   | -   | -   |     |
|   |  | 3882   | -                         | -        | -        | -                      | -        | -        | -                      | -        | -   | -   | -   |     |
|   |  |        | <b>OVERALL DIMENSIONS</b> |          |          | <b>SEAT DIMENSIONS</b> |          |          | <b>BACK DIMENSIONS</b> |          |     |     |     |     |
|   |  |        | <b>W</b>                  | <b>D</b> | <b>H</b> | <b>W</b>               | <b>D</b> | <b>H</b> | <b>W</b>               | <b>H</b> |     |     |     |     |
|   |  |        | 20                        | 25       | 5        | -                      | -        | -        | -                      | -        |     |     |     |     |
|   |  |        | <b>RTA 00</b>             |          |          |                        |          |          |                        |          |     |     |     |     |
|  <p><b>Low Side Table</b><br/>COM Yardage: N/A<br/>Freight Class: 250<br/>Product Weight (lbs.): 32<br/>Cubic Feet Per Carton: 11.5</p>                        | <p>Freestanding.</p>   | 3883   | 1321                      | -        | -        | -                      | -        | -        | -                      | -        | -   | -   |     |     |
|   |  | 3883   | -                         | -        | -        | -                      | -        | -        | -                      | -        | -   | -   |     |     |
|   |  |        | <b>OVERALL DIMENSIONS</b> |          |          | <b>SEAT DIMENSIONS</b> |          |          | <b>BACK DIMENSIONS</b> |          |     |     |     |     |
|   |  |        | <b>W</b>                  | <b>D</b> | <b>H</b> | <b>W</b>               | <b>D</b> | <b>H</b> | <b>W</b>               | <b>H</b> |     |     |     |     |
|   |  |        | 20                        | 25       | 12       | -                      | -        | -        | -                      | -        |     |     |     |     |
|   |  |        | <b>RTA 00</b>             |          |          |                        |          |          |                        |          |     |     |     |     |
|  <p><b>Bridge Table - 20" Square</b><br/>COM Yardage: N/A<br/>Freight Class: 125<br/>Product Weight (lbs.): 23<br/>Cubic Feet Per Carton: 3.4</p> | <p>Require Bracket Kit (3360).<br/>To be used with models 3361B and/or 3363B.</p>  | 3884   | 886                       | -        | -        | -                      | -        | -        | -                      | -        | -   | -   |     |     |
|   |  | 3884   | -                         | -        | -        | -                      | -        | -        | -                      | -        | -   | -   |     |     |
|   |  |        | <b>OVERALL DIMENSIONS</b> |          |          | <b>SEAT DIMENSIONS</b> |          |          | <b>BACK DIMENSIONS</b> |          |     |     |     |     |
|   |  |        | <b>W</b>                  | <b>D</b> | <b>H</b> | <b>W</b>               | <b>D</b> | <b>H</b> | <b>W</b>               | <b>H</b> |     |     |     |     |
|   |  |        | 20                        | 20       | 5        | -                      | -        | -        | -                      | -        |     |     |     |     |
|   |  |        | <b>RTA 00</b>             |          |          |                        |          |          |                        |          |     |     |     |     |
|  <p><b>Bolster Cushion</b><br/>COM Yardage: 1<br/>Freight Class: 70<br/>Product Weight (lbs.): 1.5<br/>Cubic Feet Per Carton: 1.3</p>                        | <p>1 Loose Cushion.</p>  | 3885   | -                         | 249      | 282      | 322                    | 381      | 406      | 456                    | 554      | 602 | 692 | 816 | 972 |
|   |  | 3885   | -                         | 249      | 282      | 322                    | 381      | 406      | 456                    | 554      | 602 | 692 | 816 | 972 |
|   |  |        | <b>OVERALL DIMENSIONS</b> |          |          | <b>SEAT DIMENSIONS</b> |          |          | <b>BACK DIMENSIONS</b> |          |     |     |     |     |
|   |  |        | <b>W</b>                  | <b>D</b> | <b>H</b> | <b>W</b>               | <b>D</b> | <b>H</b> | <b>W</b>               | <b>H</b> |     |     |     |     |
|   |  |        | 16                        | 5        | 7        | -                      | -        | -        | -                      | -        |     |     |     |     |
|   |  |        | <b>RTA 00</b>             |          |          |                        |          |          |                        |          |     |     |     |     |



# heavy duty/24hr

|                               |     |                            |     |                  |     |
|-------------------------------|-----|----------------------------|-----|------------------|-----|
| Concorde Executive 24HR ..... | 382 | Malaga TS .....            | 379 | Truform TS ..... | 381 |
| Granada TS .....              | 378 | ObusForme Comfort TS ..... | 380 | Vion TS .....    | 387 |
| Granada Deluxe TS .....       | 379 | Robust .....               | 385 |                  |     |
| G1 Ergo Select TS .....       | 383 | Saxon .....                | 386 |                  |     |

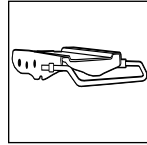




model TS3140-3 Malaga



model TS5451-3 Truform



**Multi-Depth Mechanism**  
Standard on all models. Allows seat to move forward and backward over a 2" range with 5 locking positions to provide a more shallow or deeper seat.

**STANDARD FEATURES**

- The **TS** models are available within standard series. **TS** stands for "Three Shift" and each of the TS models are rated for 24-7 applications as well as weight rated up to 350 pounds.
- Multi-tilter models feature a heavy duty mechanism.
- All models are standard with either Ultracell or molded heavy duty seat foam.
- All models have a heavy duty 3" wide back upright.
- All models, except Truform, have outer back panels retained by trim screws for extra security.
- All models, except Truform have standard clear vinyl bumper guards around their outside backs.
- Multi-tilters standard with Pneumatic seat height and sliding seat depth adjustment. Forward and rearward seat tilt with infinite lock and free floating back angle control. Tilt tension control.
- Heavy duty drafting stools are standard with fixed back. Seat depth and pneumatic seat height adjustments. Swivels with adjustable chrome footring.
- Grade 2 and above textiles (or 100,000+ double rubs) are recommended for 24-7 applications.
- Check textile availability prior to specifying upholstery material.

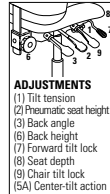
**OPTIONAL FEATURES**

- An optional abrasion-resistant outer back fabric (polyester) is available (excludes Truform) (**BKB**). Resistant to impact damage. Available in Black only. Add \$23.

**DESCRIPTION FEATURES MODEL# STANDARD TEXTILE GRADES**



**LB Heavy Duty Multi-Tilter** Plain Back Ratchet Back  
COM Yardage: 1.50  
Freight Class: 150  
Product Weight (lbs.): 52  
Cubic Feet Per Carton: 9.25



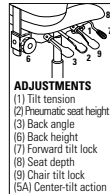
**Granada TS**  
  
Ergonomic Features:  
A, B, C, D, E, F, G, H, M, N, Q, S

| MODEL#        | 1    | 2    | 3    | 4    | 5    | 6    | 7    | 8    | 9    | 10   | 11   | 12   |
|---------------|------|------|------|------|------|------|------|------|------|------|------|------|
| <b>TS3121</b> | 1572 | 1633 | 1677 | 1741 | 1836 | 1868 | 1949 | 2105 | 2178 | 2324 | 2520 | 2764 |

| OVERALL DIMENSIONS |      |       | SEAT DIMENSIONS |         |           | BACK DIMENSIONS |       |
|--------------------|------|-------|-----------------|---------|-----------|-----------------|-------|
| W                  | D    | H     | W               | D       | H         | W               | H     |
| 26                 | 24.5 | 37.75 | 20.5            | 17-19.5 | 16.5-20.5 | 19              | 19-22 |



**HB Heavy Duty Multi-Tilter** Plain Back Ratchet Back  
COM Yardage: 1.75  
Freight Class: 150  
Product Weight (lbs.): 55  
Cubic Feet Per Carton: 9.25



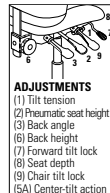
**Granada TS**  
  
Ergonomic Features:  
A, B, C, D, E, F, G, H, M, N, Q, S

| MODEL#        | 1    | 2    | 3    | 4    | 5    | 6    | 7    | 8    | 9    | 10   | 11   | 12   |
|---------------|------|------|------|------|------|------|------|------|------|------|------|------|
| <b>TS3123</b> | 1717 | 1784 | 1837 | 1913 | 2021 | 2058 | 2153 | 2334 | 2423 | 2590 | 2819 | 3101 |

| OVERALL DIMENSIONS |      |       | SEAT DIMENSIONS |         |           | BACK DIMENSIONS |       |
|--------------------|------|-------|-----------------|---------|-----------|-----------------|-------|
| W                  | D    | H     | W               | D       | H         | W               | H     |
| 26                 | 24.5 | 39.75 | 20.5            | 17-19.5 | 16.5-20.5 | 19              | 19-22 |



**LB Heavy Duty Multi-Tilter** Plain Back  
COM Yardage: 1.50  
Freight Class: 125  
Product Weight (lbs.): 58  
Cubic Feet Per Carton: 9.25


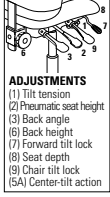


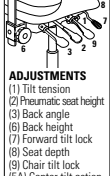


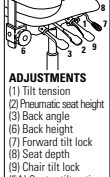


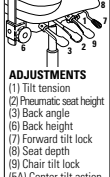


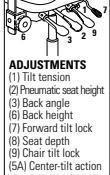




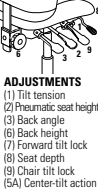


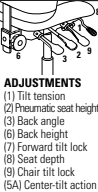


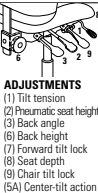


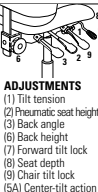

**Granada TS**  
  
Ergonomic Features:  
A, B, C, D, E, F, G, H, M, N, Q, S


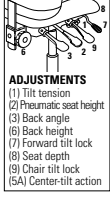


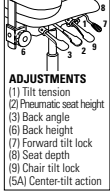

| MODEL#        | 1    | 2    | 3    | 4    | 5    | 6    | 7    | 8    | 9    | 10   | 11   | 12   |
|---------------|------|------|------|------|------|------|------|------|------|------|------|------|
| <b>TS3212</b> | 1228 | 1289 | 1332 | 1396 | 1491 | 1522 | 1604 | 1759 | 1834 | 1979 | 2173 | 2416 |

| OVERALL DIMENSIONS |    |     | SEAT DIMENSIONS |         |           | BACK DIMENSIONS |           |
|--------------------|----|-----|-----------------|---------|-----------|-----------------|-----------|
| W                  | D  | H   | W               | D       | H         | W               | H         |
| 26                 | 24 | 40. | 20.5            | 17-19.5 | 17.5-21.5 | 19              | 21.5-25.5 |



| DESCRIPTION   | FEATURES   | MODEL#                   | STANDARD TEXTILE GRADES                                   |   |           |          |                        |            |          |                        |        |          |        |        |        |                 |        |        |        |        |        |        |        |        |        |        |        |        |
|---|--|--------------------------|---|---|-----------|----------|------------------------|------------|----------|------------------------|--------|----------|--------|--------|--------|-----------------|--------|--------|--------|--------|--------|--------|--------|--------|--------|--------|--------|--------|
|   |  |                          | 1   | 2   | 3         | 4        | 5                      | 6          | 7        | 8                      | 9      | 10       | 11     | 12     |        |                 |        |        |        |        |        |        |        |        |        |        |        |        |
|  <p><b>HB Heavy Duty Multi-Tilter Plain Back</b><br/>COM Yardage: 1.75<br/>Freight Class: 150<br/>Product Weight (lbs.): 57<br/>Cubic Feet Per Carton: 10.50</p> |  <p><b>ADJUSTMENTS</b><br/>(1) Tilt tension<br/>(2) Pneumatic seat height<br/>(3) Back angle<br/>(6) Back height<br/>(7) Forward tilt lock<br/>(8) Seat depth<br/>(9) Chair tilt lock<br/>(5A) Center-tilt action</p>   | <b>Granada TS</b>        | Ergonomic Features:<br>A, B, C, D, E, F, G, H, M, N, Q, S | <table border="1"> <tr> <td><b>TS3217</b></td> <td>1352</td> <td>1421</td> <td>1470</td> <td>1547</td> <td>1656</td> <td>1693</td> <td>1788</td> <td>1971</td> <td>2056</td> <td>2225</td> <td>2454</td> <td>2735</td> </tr> </table>                           |           |          |                        |            |          |                        |        |          |        |        |        | <b>TS3217</b>   | 1352   | 1421   | 1470   | 1547   | 1656   | 1693   | 1788   | 1971   | 2056   | 2225   | 2454   | 2735   |
|   |  |                          |   | <b>TS3217</b>   | 1352      | 1421     | 1470                   | 1547       | 1656     | 1693                   | 1788   | 1971     | 2056   | 2225   | 2454   | 2735            |        |        |        |        |        |        |        |        |        |        |        |        |
|   |  |                          |   | <b>OVERALL DIMENSIONS</b>   |           |          | <b>SEAT DIMENSIONS</b> |            |          | <b>BACK DIMENSIONS</b> |        |          |        |        |        |                 |        |        |        |        |        |        |        |        |        |        |        |        |
|   |  |                          |   | <b>W</b>  | <b>D</b>  | <b>H</b> | <b>W</b>               | <b>D</b>   | <b>H</b> | <b>W</b>               |        | <b>H</b> |        |        |        |                 |        |        |        |        |        |        |        |        |        |        |        |        |
| 26  | 24.5   | 43                       | 20.5  | 17-19.5   | 17.5-21.5 | 19       |                        | 21.5-25.5  |          |                        |        |          |        |        |        |                 |        |        |        |        |        |        |        |        |        |        |        |        |
|   |  |                          | <b>RTA 2</b>  |    |           |          |                        |            |          |                        |        |          |        |        |        |                 |        |        |        |        |        |        |        |        |        |        |        |        |
|  <p><b>HB Heavy Duty Multi-Tilter</b><br/>COM Yardage: 2<br/>Freight Class: 125<br/>Product Weight (lbs.): 65<br/>Cubic Feet Per Carton: 9.25</p>                |  <p><b>ADJUSTMENTS</b><br/>(1) Tilt tension<br/>(2) Pneumatic seat height<br/>(3) Back angle<br/>(6) Back height<br/>(7) Forward tilt lock<br/>(8) Seat depth<br/>(9) Chair tilt lock<br/>(5A) Center-tilt action</p>   | <b>Granada Deluxe TS</b> | Ergonomic Features:<br>A, B, C, E, F, H, M, N, Q, S       | <table border="1"> <tr> <td><b>TS1170-3</b></td> <td>1384</td> <td>1451</td> <td>1502</td> <td>1579</td> <td>1688</td> <td>1726</td> <td>1820</td> <td>2001</td> <td>2088</td> <td>2257</td> <td>2485</td> <td>2767</td> </tr> </table>                         |           |          |                        |            |          |                        |        |          |        |        |        | <b>TS1170-3</b> | 1384   | 1451   | 1502   | 1579   | 1688   | 1726   | 1820   | 2001   | 2088   | 2257   | 2485   | 2767   |
|   |  |                          |   | <b>TS1170-3</b>   | 1384      | 1451     | 1502                   | 1579       | 1688     | 1726                   | 1820   | 2001     | 2088   | 2257   | 2485   | 2767            |        |        |        |        |        |        |        |        |        |        |        |        |
|   |  |                          |   | <b>OVERALL DIMENSIONS</b>   |           |          | <b>SEAT DIMENSIONS</b> |            |          | <b>BACK DIMENSIONS</b> |        |          |        |        |        |                 |        |        |        |        |        |        |        |        |        |        |        |        |
|   |  |                          |   | <b>W</b>  | <b>D</b>  | <b>H</b> | <b>W</b>               | <b>D</b>   | <b>H</b> | <b>W</b>               |        | <b>H</b> |        |        |        |                 |        |        |        |        |        |        |        |        |        |        |        |        |
| 26  | 23.5   | 45                       | 21  | 18-20.5   | 17.5-21.5 | 20       |                        | 23-28.25   |          |                        |        |          |        |        |        |                 |        |        |        |        |        |        |        |        |        |        |        |        |
|   |  |                          | <b>RTA 2</b>  |    |           |          |                        |            |          |                        |        |          |        |        |        |                 |        |        |        |        |        |        |        |        |        |        |        |        |
|  <p><b>MB Heavy Duty Multi-Tilter</b><br/>COM Yardage: 1.75<br/>Freight Class: 125<br/>Product Weight (lbs.): 63<br/>Cubic Feet Per Carton: 9.25</p>            |  <p><b>ADJUSTMENTS</b><br/>(1) Tilt tension<br/>(2) Pneumatic seat height<br/>(3) Back angle<br/>(6) Back height<br/>(7) Forward tilt lock<br/>(8) Seat depth<br/>(9) Chair tilt lock<br/>(5A) Center-tilt action</p>  | <b>Granada Deluxe TS</b> | Ergonomic Features:<br>A, B, C, E, F, H, M, N, Q, S       | <table border="1"> <tr> <td><b>TS1171-3</b></td> <td>\$1259</td> <td>\$1322</td> <td>\$1363</td> <td>\$1427</td> <td>\$1521</td> <td>\$1553</td> <td>\$1635</td> <td>\$1791</td> <td>\$1864</td> <td>\$2010</td> <td>\$2204</td> <td>\$2447</td> </tr> </table> |           |          |                        |            |          |                        |        |          |        |        |        | <b>TS1171-3</b> | \$1259 | \$1322 | \$1363 | \$1427 | \$1521 | \$1553 | \$1635 | \$1791 | \$1864 | \$2010 | \$2204 | \$2447 |
|   |  |                          |   | <b>TS1171-3</b>   | \$1259    | \$1322   | \$1363                 | \$1427     | \$1521   | \$1553                 | \$1635 | \$1791   | \$1864 | \$2010 | \$2204 | \$2447          |        |        |        |        |        |        |        |        |        |        |        |        |
|   |  |                          |   | <b>OVERALL DIMENSIONS</b>   |           |          | <b>SEAT DIMENSIONS</b> |            |          | <b>BACK DIMENSIONS</b> |        |          |        |        |        |                 |        |        |        |        |        |        |        |        |        |        |        |        |
|   |  |                          |   | <b>W</b>  | <b>D</b>  | <b>H</b> | <b>W</b>               | <b>D</b>   | <b>H</b> | <b>W</b>               |        | <b>H</b> |        |        |        |                 |        |        |        |        |        |        |        |        |        |        |        |        |
| 26  | 23.5   | 41                       | 21  | 18-20.5   | 17.5-21.5 | 20       |                        | 19-24.25   |          |                        |        |          |        |        |        |                 |        |        |        |        |        |        |        |        |        |        |        |        |
|   |  |                          | <b>RTA 2</b>  |    |           |          |                        |            |          |                        |        |          |        |        |        |                 |        |        |        |        |        |        |        |        |        |        |        |        |
|  <p><b>HB Heavy Duty Multi-Tilter</b><br/>COM Yardage: 1.75<br/>Freight Class: 125<br/>Product Weight (lbs.): 63<br/>Cubic Feet Per Carton: 9.25</p>           |  <p><b>ADJUSTMENTS</b><br/>(1) Tilt tension<br/>(2) Pneumatic seat height<br/>(3) Back angle<br/>(6) Back height<br/>(7) Forward tilt lock<br/>(8) Seat depth<br/>(9) Chair tilt lock<br/>(5A) Center-tilt action</p> | <b>Malaga TS</b>         | Ergonomic Features:<br>A, B, C, D, E, F, G, H, M, N, Q, S | <table border="1"> <tr> <td><b>TS3140-3</b></td> <td>\$1616</td> <td>\$1683</td> <td>\$1736</td> <td>\$1812</td> <td>\$1920</td> <td>\$1957</td> <td>\$2052</td> <td>\$2235</td> <td>\$2322</td> <td>\$2490</td> <td>\$2718</td> <td>\$2999</td> </tr> </table> |           |          |                        |            |          |                        |        |          |        |        |        | <b>TS3140-3</b> | \$1616 | \$1683 | \$1736 | \$1812 | \$1920 | \$1957 | \$2052 | \$2235 | \$2322 | \$2490 | \$2718 | \$2999 |
|   |  |                          |   | <b>TS3140-3</b>   | \$1616    | \$1683   | \$1736                 | \$1812     | \$1920   | \$1957                 | \$2052 | \$2235   | \$2322 | \$2490 | \$2718 | \$2999          |        |        |        |        |        |        |        |        |        |        |        |        |
|   |  |                          |   | <b>OVERALL DIMENSIONS</b>   |           |          | <b>SEAT DIMENSIONS</b> |            |          | <b>BACK DIMENSIONS</b> |        |          |        |        |        |                 |        |        |        |        |        |        |        |        |        |        |        |        |
|   |  |                          |   | <b>W</b>  | <b>D</b>  | <b>H</b> | <b>W</b>               | <b>D</b>   | <b>H</b> | <b>W</b>               |        | <b>H</b> |        |        |        |                 |        |        |        |        |        |        |        |        |        |        |        |        |
| 26  | 25   | 44                       | 20  | 17.5-20   | 16.5-20.5 | 18.5     |                        | 25-27.25   |          |                        |        |          |        |        |        |                 |        |        |        |        |        |        |        |        |        |        |        |        |
|   |  |                          | <b>RTA 2</b>  |    |           |          |                        |            |          |                        |        |          |        |        |        |                 |        |        |        |        |        |        |        |        |        |        |        |        |
|  <p><b>LB Heavy Duty Multi-Tilter</b><br/>COM Yardage: 60<br/>Freight Class: 125<br/>Product Weight (lbs.): 60<br/>Cubic Feet Per Carton: 9.25</p>             |  <p><b>ADJUSTMENTS</b><br/>(1) Tilt tension<br/>(2) Pneumatic seat height<br/>(3) Back angle<br/>(6) Back height<br/>(7) Forward tilt lock<br/>(8) Seat depth<br/>(9) Chair tilt lock<br/>(5A) Center-tilt action</p> | <b>Malaga TS</b>         | Ergonomic Features:<br>A, B, C, D, E, F, G, H, M, N, Q, S | <table border="1"> <tr> <td><b>TS3141-3</b></td> <td>\$1489</td> <td>\$1547</td> <td>\$1591</td> <td>\$1656</td> <td>\$1749</td> <td>\$1782</td> <td>\$1865</td> <td>\$2019</td> <td>\$2093</td> <td>\$2238</td> <td>\$2433</td> <td>\$2679</td> </tr> </table> |           |          |                        |            |          |                        |        |          |        |        |        | <b>TS3141-3</b> | \$1489 | \$1547 | \$1591 | \$1656 | \$1749 | \$1782 | \$1865 | \$2019 | \$2093 | \$2238 | \$2433 | \$2679 |
|   |  |                          |   | <b>TS3141-3</b>   | \$1489    | \$1547   | \$1591                 | \$1656     | \$1749   | \$1782                 | \$1865 | \$2019   | \$2093 | \$2238 | \$2433 | \$2679          |        |        |        |        |        |        |        |        |        |        |        |        |
|   |  |                          |   | <b>OVERALL DIMENSIONS</b>   |           |          | <b>SEAT DIMENSIONS</b> |            |          | <b>BACK DIMENSIONS</b> |        |          |        |        |        |                 |        |        |        |        |        |        |        |        |        |        |        |        |
|   |  |                          |   | <b>W</b>  | <b>D</b>  | <b>H</b> | <b>W</b>               | <b>D</b>   | <b>H</b> | <b>W</b>               |        | <b>H</b> |        |        |        |                 |        |        |        |        |        |        |        |        |        |        |        |        |
| 25  | 24.5   | 39.75                    | 20  | 17.5-20   | 16.5-20.5 | 18.5     |                        | 20.5-22.75 |          |                        |        |          |        |        |        |                 |        |        |        |        |        |        |        |        |        |        |        |        |
|   |  |                          | <b>RTA 1</b>  |    |           |          |                        |            |          |                        |        |          |        |        |        |                 |        |        |        |        |        |        |        |        |        |        |        |        |

| DESCRIPTION   | FEATURES   | MODEL#   | STANDARD TEXTILE GRADES   |      |      |  |         |       |  |          |      |      |      |      |                 |      |      |      |      |      |      |      |      |      |      |      |      |
|---|--|--|---|------|------|--|---------|-------|--|----------|------|------|------|------|-----------------|------|------|------|------|------|------|------|------|------|------|------|------|
|   |  |  | 1   | 2    | 3    | 4  | 5       | 6     | 7  | 8        | 9    | 10   | 11   | 12   |                 |      |      |      |      |      |      |      |      |      |      |      |      |
|  <p><b>HB Heavy Duty Multi -Tilter</b><br/>COM Yardage: 2.25<br/>Freight Class: 125<br/>Product Weight (lbs.): 74<br/>Cubic Feet Per Carton: 11</p>                |  <p><b>ADJUSTMENTS</b><br/>(1) Tilt tension<br/>(2) Pneumatic seat height<br/>(3) Back angle<br/>(6) Back height<br/>(7) Forward tilt lock<br/>(8) Seat depth<br/>(9) Chair tilt lock<br/>(5A) Center-tilt action</p>   | <p><b>ObusForme Comfort TS</b></p> <p>Ergonomic Features:<br/>A, C, E, F, H, M, N, S</p> | <table border="1"> <tr> <td><b>TS1240-3</b></td> <td>1479</td> <td>1571</td> <td>1636</td> <td>1738</td> <td>1882</td> <td>1950</td> <td>2081</td> <td>2289</td> <td>2449</td> <td>2630</td> <td>2997</td> <td>3389</td> </tr> </table> |      |      |  |         |       |  |          |      |      |      |      | <b>TS1240-3</b> | 1479 | 1571 | 1636 | 1738 | 1882 | 1950 | 2081 | 2289 | 2449 | 2630 | 2997 | 3389 |
|   |  |  | <b>TS1240-3</b>   | 1479 | 1571 | 1636                                       | 1738    | 1882  | 1950                                     | 2081     | 2289 | 2449 | 2630 | 2997 | 3389            |      |      |      |      |      |      |      |      |      |      |      |      |
|   |  |  | <p><b>OVERALL DIMENSIONS</b></p> <p>W D H</p>   |      |      | <p><b>SEAT DIMENSIONS</b></p> <p>W D H</p> |         |       | <p><b>BACK DIMENSIONS</b></p> <p>W H</p> |          |      |      |      |      |                 |      |      |      |      |      |      |      |      |      |      |      |      |
|   |  |  | 26  | 25   | 48   | 21   | 17.5-20 | 16-20 | 19                                       | 27       |      |      |      |      |                 |      |      |      |      |      |      |      |      |      |      |      |      |
| <p>RTA 2 </p>  |  |  |   |      |      |  |         |       |  |          |      |      |      |      |                 |      |      |      |      |      |      |      |      |      |      |      |      |
|  <p><b>MB Heavy Duty Multi -Tilter</b><br/>COM Yardage: 2<br/>Freight Class: 125<br/>Product Weight (lbs.): 71<br/>Cubic Feet Per Carton: 10.50</p>                |  <p><b>ADJUSTMENTS</b><br/>(1) Tilt tension<br/>(2) Pneumatic seat height<br/>(3) Back angle<br/>(6) Back height<br/>(7) Forward tilt lock<br/>(8) Seat depth<br/>(9) Chair tilt lock<br/>(5A) Center-tilt action</p>   | <p><b>ObusForme Comfort TS</b></p> <p>Ergonomic Features:<br/>A, C, E, F, H, M, N, S</p> | <table border="1"> <tr> <td><b>TS1241-3</b></td> <td>1411</td> <td>1494</td> <td>1556</td> <td>1649</td> <td>1782</td> <td>1828</td> <td>1945</td> <td>2166</td> <td>2273</td> <td>2480</td> <td>2758</td> <td>3107</td> </tr> </table> |      |      |  |         |       |  |          |      |      |      |      | <b>TS1241-3</b> | 1411 | 1494 | 1556 | 1649 | 1782 | 1828 | 1945 | 2166 | 2273 | 2480 | 2758 | 3107 |
|   |  |  | <b>TS1241-3</b>   | 1411 | 1494 | 1556                                       | 1649    | 1782  | 1828                                     | 1945     | 2166 | 2273 | 2480 | 2758 | 3107            |      |      |      |      |      |      |      |      |      |      |      |      |
|   |  |  | <p><b>OVERALL DIMENSIONS</b></p> <p>W D H</p>   |      |      | <p><b>SEAT DIMENSIONS</b></p> <p>W D H</p> |         |       | <p><b>BACK DIMENSIONS</b></p> <p>W H</p> |          |      |      |      |      |                 |      |      |      |      |      |      |      |      |      |      |      |      |
|   |  |  | 26  | 25   | 44   | 21   | 17.5-20 | 16-20 | 19.5                                     | 22-27.25 |      |      |      |      |                 |      |      |      |      |      |      |      |      |      |      |      |      |
| <p>RTA 2 </p>  |  |  |   |      |      |  |         |       |  |          |      |      |      |      |                 |      |      |      |      |      |      |      |      |      |      |      |      |
|  <p><b>HB Heavy Duty Multi -Tilter with Schukra</b><br/>COM Yardage: 2.25<br/>Freight Class: 125<br/>Product Weight (lbs.): 74<br/>Cubic Feet Per Carton: 11</p>  |  <p><b>ADJUSTMENTS</b><br/>(1) Tilt tension<br/>(2) Pneumatic seat height<br/>(3) Back angle<br/>(6) Back height<br/>(7) Forward tilt lock<br/>(8) Seat depth<br/>(9) Chair tilt lock<br/>(5A) Center-tilt action</p>  | <p><b>ObusForme Comfort TS</b></p> <p>Ergonomic Features:<br/>A, C, E, F, H, M, N, S</p> | <table border="1"> <tr> <td><b>TS1260-3</b></td> <td>1638</td> <td>1730</td> <td>1800</td> <td>1904</td> <td>2054</td> <td>2109</td> <td>2240</td> <td>2490</td> <td>2608</td> <td>2839</td> <td>3155</td> <td>3546</td> </tr> </table> |      |      |  |         |       |  |          |      |      |      |      | <b>TS1260-3</b> | 1638 | 1730 | 1800 | 1904 | 2054 | 2109 | 2240 | 2490 | 2608 | 2839 | 3155 | 3546 |
|   |  |  | <b>TS1260-3</b>   | 1638 | 1730 | 1800                                       | 1904    | 2054  | 2109                                     | 2240     | 2490 | 2608 | 2839 | 3155 | 3546            |      |      |      |      |      |      |      |      |      |      |      |      |
|   |  |  | <p><b>OVERALL DIMENSIONS</b></p> <p>W D H</p>   |      |      | <p><b>SEAT DIMENSIONS</b></p> <p>W D H</p> |         |       | <p><b>BACK DIMENSIONS</b></p> <p>W H</p> |          |      |      |      |      |                 |      |      |      |      |      |      |      |      |      |      |      |      |
|   |  |  | 26  | 25   | 48   | 21   | 17.5-20 | 16-20 | 19.5                                     | 27-32.25 |      |      |      |      |                 |      |      |      |      |      |      |      |      |      |      |      |      |
| <p>RTA 2 </p>  |  |  |   |      |      |  |         |       |  |          |      |      |      |      |                 |      |      |      |      |      |      |      |      |      |      |      |      |
|  <p><b>MB Heavy Duty Multi -Tilter with Schukra</b><br/>COM Yardage: 2<br/>Freight Class: 125<br/>Product Weight (lbs.): 69<br/>Cubic Feet Per Carton: 10.50</p> |  <p><b>ADJUSTMENTS</b><br/>(1) Tilt tension<br/>(2) Pneumatic seat height<br/>(3) Back angle<br/>(6) Back height<br/>(7) Forward tilt lock<br/>(8) Seat depth<br/>(9) Chair tilt lock<br/>(5A) Center-tilt action</p> | <p><b>ObusForme Comfort TS</b></p> <p>Ergonomic Features:<br/>A, C, E, F, H, M, N, S</p> | <table border="1"> <tr> <td><b>TS1261-3</b></td> <td>1575</td> <td>1658</td> <td>1720</td> <td>1813</td> <td>1946</td> <td>1992</td> <td>2109</td> <td>2330</td> <td>2437</td> <td>2644</td> <td>2922</td> <td>3271</td> </tr> </table> |      |      |  |         |       |  |          |      |      |      |      | <b>TS1261-3</b> | 1575 | 1658 | 1720 | 1813 | 1946 | 1992 | 2109 | 2330 | 2437 | 2644 | 2922 | 3271 |
|   |  |  | <b>TS1261-3</b>   | 1575 | 1658 | 1720                                       | 1813    | 1946  | 1992                                     | 2109     | 2330 | 2437 | 2644 | 2922 | 3271            |      |      |      |      |      |      |      |      |      |      |      |      |
|   |  |  | <p><b>OVERALL DIMENSIONS</b></p> <p>W D H</p>   |      |      | <p><b>SEAT DIMENSIONS</b></p> <p>W D H</p> |         |       | <p><b>BACK DIMENSIONS</b></p> <p>W H</p> |          |      |      |      |      |                 |      |      |      |      |      |      |      |      |      |      |      |      |
|   |  |  | 26  | 25   | 44   | 21   | 17.5-20 | 16-20 | 19.5                                     | 22       |      |      |      |      |                 |      |      |      |      |      |      |      |      |      |      |      |      |
| <p>RTA 2 </p>  |  |  |   |      |      |  |         |       |  |          |      |      |      |      |                 |      |      |      |      |      |      |      |      |      |      |      |      |

| DESCRIPTION  | FEATURES   | MODEL#          | STANDARD TEXTILE GRADES   |   |          |                        |          |           |                        |          |      |      |      |      |
|--|--|-----------------|---------------------------|---|----------|------------------------|----------|-----------|------------------------|----------|------|------|------|------|
|  |  |                 | 1                         | 2   | 3        | 4                      | 5        | 6         | 7                      | 8        | 9    | 10   | 11   | 12   |
|  <p><b>HB Heavy Duty Multi - Tilter</b><br/>COM Yardage: 2<br/>Freight Class: 125<br/>Product Weight (lbs.): 63<br/>Cubic Feet Per Carton: 10.50</p>    |  <p><b>ADJUSTMENTS</b><br/>(1) Tilt tension<br/>(2) Pneumatic seat height<br/>(3) Back angle<br/>(6) Back height<br/>(7) Forward tilt lock<br/>(8) Seat depth<br/>(9) Chair tilt lock<br/>(5A) Center-tilt action</p> | <b>TS5450-3</b> | 1132                      | 1206  | 1260     | 1346                   | 1468     | 1510      | 1616                   | 1816     | 1913 | 2100 | 2352 | 2670 |
|  |  |                 | <b>OVERALL DIMENSIONS</b> |   |          | <b>SEAT DIMENSIONS</b> |          |           | <b>BACK DIMENSIONS</b> |          |      |      |      |      |
|  |  |                 | <b>W</b>                  | <b>D</b>  | <b>H</b> | <b>W</b>               | <b>D</b> | <b>H</b>  | <b>W</b>               | <b>H</b> |      |      |      |      |
|  |  |                 | 26                        | 25  | 42       | 20                     | 18-20.5  | 16.5-20.5 | 20                     | 23.5-26  |      |      |      |      |
|  |  |                 | <b>RTA 2</b>              |  |          |                        |          |           |                        |          |      |      |      |      |
|  <p><b>MB Heavy Duty Multi - Tilter</b><br/>COM Yardage: 1.75<br/>Freight Class: 150<br/>Product Weight (lbs.): 60<br/>Cubic Feet Per Carton: 10.50</p> |  <p><b>ADJUSTMENTS</b><br/>(1) Tilt tension<br/>(2) Pneumatic seat height<br/>(3) Back angle<br/>(6) Back height<br/>(7) Forward tilt lock<br/>(8) Seat depth<br/>(9) Chair tilt lock<br/>(5A) Center-tilt action</p> | <b>TS5451-3</b> | 1093                      | 1159  | 1210     | 1282                   | 1388     | 1427      | 1519                   | 1696     | 1779 | 1943 | 2165 | 2440 |
|  |  |                 | <b>OVERALL DIMENSIONS</b> |   |          | <b>SEAT DIMENSIONS</b> |          |           | <b>BACK DIMENSIONS</b> |          |      |      |      |      |
|  |  |                 | <b>W</b>                  | <b>D</b>  | <b>H</b> | <b>W</b>               | <b>D</b> | <b>H</b>  | <b>W</b>               | <b>H</b> |      |      |      |      |
|  |  |                 | 26                        | 25  | 38.5     | 20                     | 18-20.5  | 16.5-20.5 | 20                     | 20-22.5  |      |      |      |      |
|  |  |                 | <b>RTA 2</b>              |  |          |                        |          |           |                        |          |      |      |      |      |



CONCORDE™ EXECUTIVE 24HR



model 2424



**Push Button**

Location within reach increases your adjustment. Promotes good posture as you move to various positions.


**STANDARD FEATURES**

- All adjustments are made with button controls that are conveniently located in full view, for easy use.
- Compound curved molded foam seat and back cushions.
- Seat cushion with Velcro attachment is easily removed and replaced.
- Rated for Multi-Shift use for persons up to 350 pounds.
- Standard with Allen-bolted width adjustable arms (Allen key included). Arms adjust 1 1/4" wider on each side, a total of 2 1/2" extra width.
- Pneumatic seat height adjustment and 5 - position tilt lock. Tilt tension control.


- Ratchet style back height adjustment.
- All models are standard with a reinforced five-legged, injection molded base with **C10** casters, Black (**BK**) Only.
- Check textile availability prior to specifying upholstery material.

**OPTIONAL FEATURES**

- Models are not available with **C7** glides.




| DESCRIPTION   | FEATURES   | MODEL#  | STANDARD TEXTILE GRADES |      |      |      |      |      |      |      |  |      |      |      |   |   |    |         |       |  |  |  |   |   |
|---|--|---|-------------------------|------|------|------|------|------|------|------|--|------|------|------|---|---|----|---------|-------|--|--|--|---|---|
|   |  |   | 1                       | 2    | 3    | 4    | 5    | 6    | 7    | 8    | 9  | 10   | 11   | 12   |   |   |    |         |       |  |  |  |   |   |
|  <p><b>ADJUSTMENTS</b><br/>                     (1) Tilt tension<br/>                     (2) Pneumatic seat height<br/>                     (6) Back height*<br/>                     (8) Seat depth<br/>                     (9) Chair tilt lock<br/>                     (5C) Synchro-tilt action<br/>                     Anti-kick back</p> | Seat depth Adjust: 16" to 18"<br><br>Ergonomic Features:<br>A, B, C, D, E, L, M, N, Q, T | <b>2424</b>   | -                       | 3199 | 3273 | 3381 | 3536 | 3592 | 3724 | 3975 | 4095   | 4331 | 4653 | 5053 |   |   |    |         |       |  |  |  |   |   |
|   |  | <p><b>OVERALL DIMENSIONS</b></p> <table border="1"> <thead> <tr> <th>W</th> <th>D</th> <th>H</th> </tr> </thead> <tbody> <tr> <td>28.5</td> <td>27</td> <td>50</td> </tr> </tbody> </table> |                         |      | W    | D    | H    | 28.5 | 27   | 50   | <p><b>SEAT DIMENSIONS</b></p> <table border="1"> <thead> <tr> <th>W</th> <th>D</th> <th>H</th> </tr> </thead> <tbody> <tr> <td>21</td> <td>17.5-19</td> <td>18-22</td> </tr> </tbody> </table> |      |      | W    | D | H | 21 | 17.5-19 | 18-22 | <p><b>BACK DIMENSIONS</b></p> <table border="1"> <thead> <tr> <th>W</th> <th>H</th> </tr> </thead> <tbody> <tr> <td>21</td> <td>28-31</td> </tr> </tbody> </table> |  |  | W | H |
| W   | D  | H   |                         |      |      |      |      |      |      |      |  |      |      |      |   |   |    |         |       |  |  |  |   |   |
| 28.5  | 27   | 50  |                         |      |      |      |      |      |      |      |  |      |      |      |   |   |    |         |       |  |  |  |   |   |
| W   | D  | H   |                         |      |      |      |      |      |      |      |  |      |      |      |   |   |    |         |       |  |  |  |   |   |
| 21  | 17.5-19  | 18-22   |                         |      |      |      |      |      |      |      |  |      |      |      |   |   |    |         |       |  |  |  |   |   |
| W   | H  |   |                         |      |      |      |      |      |      |      |  |      |      |      |   |   |    |         |       |  |  |  |   |   |
| 21  | 28-31  |   |                         |      |      |      |      |      |      |      |  |      |      |      |   |   |    |         |       |  |  |  |   |   |

RTA 00

| DESCRIPTION  | FEATURES   | MODEL#  | STANDARD TEXTILE GRADES |      |      |      |      |      |      |      |  |      |      |      |   |   |    |         |       |  |  |  |   |   |
|--|--|---|-------------------------|------|------|------|------|------|------|------|--|------|------|------|---|---|----|---------|-------|--|--|--|---|---|
|  |  |   | 1                       | 2    | 3    | 4    | 5    | 6    | 7    | 8    | 9  | 10   | 11   | 12   |   |   |    |         |       |  |  |  |   |   |
|  <p><b>ADJUSTMENTS</b><br/>                     (1) Tilt tension<br/>                     (2) Pneumatic seat height<br/>                     (6) Back height*<br/>                     (8) Seat depth<br/>                     (9) Chair tilt lock<br/>                     (5C) Synchro-tilt action<br/>                     Anti-kick back</p> | Additional seat depth: 1"<br><br>Ergonomic Features:<br>A, B, C, D, E, L, M, N, Q, T | <b>2424-18</b>  | -                       | 3251 | 3330 | 3436 | 3586 | 3645 | 3781 | 4028 | 4153   | 4388 | 4711 | 5110 |   |   |    |         |       |  |  |  |   |   |
|  |  | <p><b>OVERALL DIMENSIONS</b></p> <table border="1"> <thead> <tr> <th>W</th> <th>D</th> <th>H</th> </tr> </thead> <tbody> <tr> <td>28.5</td> <td>27</td> <td>50</td> </tr> </tbody> </table> |                         |      | W    | D    | H    | 28.5 | 27   | 50   | <p><b>SEAT DIMENSIONS</b></p> <table border="1"> <thead> <tr> <th>W</th> <th>D</th> <th>H</th> </tr> </thead> <tbody> <tr> <td>21</td> <td>17.5-19</td> <td>18-22</td> </tr> </tbody> </table> |      |      | W    | D | H | 21 | 17.5-19 | 18-22 | <p><b>BACK DIMENSIONS</b></p> <table border="1"> <thead> <tr> <th>W</th> <th>H</th> </tr> </thead> <tbody> <tr> <td>21</td> <td>28-31</td> </tr> </tbody> </table> |  |  | W | H |
| W  | D  | H   |                         |      |      |      |      |      |      |      |  |      |      |      |   |   |    |         |       |  |  |  |   |   |
| 28.5   | 27   | 50  |                         |      |      |      |      |      |      |      |  |      |      |      |   |   |    |         |       |  |  |  |   |   |
| W  | D  | H   |                         |      |      |      |      |      |      |      |  |      |      |      |   |   |    |         |       |  |  |  |   |   |
| 21   | 17.5-19  | 18-22   |                         |      |      |      |      |      |      |      |  |      |      |      |   |   |    |         |       |  |  |  |   |   |
| W  | H  |   |                         |      |      |      |      |      |      |      |  |      |      |      |   |   |    |         |       |  |  |  |   |   |
| 21   | 28-31  |   |                         |      |      |      |      |      |      |      |  |      |      |      |   |   |    |         |       |  |  |  |   |   |

RTA 00



| DESCRIPTION  | FEATURES                                | MODEL#                    | STANDARD TEXTILE GRADES |          |                        |           |           |                        |          |      |      |      |      |      |  |  |
|--|---|---------------------------|-------------------------|----------|------------------------|-----------|-----------|------------------------|----------|------|------|------|------|------|--|--|
|  |   |                           | 1                       | 2        | 3                      | 4         | 5         | 6                      | 7        | 8    | 9    | 10   | 11   | 12   |  |  |
|  <p><b>Medium Back</b></p> <p>COM Yardage: 1.65<br/>Freight Class: 125<br/>Product Weight (lbs.): 66<br/>Cubic Feet Per Carton: 10.50</p>   | See series notes for mechanism options. | <b>TS7331</b>             | 1437                    | 1500     | 1542                   | 1612      | 1709      | 1753                   | 1841     | 1980 | 2088 | 2209 | 2453 | 2715 |  |  |
|  |   | <b>OVERALL DIMENSIONS</b> |                         |          | <b>SEAT DIMENSIONS</b> |           |           | <b>BACK DIMENSIONS</b> |          |      |      |      |      |      |  |  |
|  |   | <b>W</b>                  | <b>D</b>                | <b>H</b> | <b>W</b>               | <b>D</b>  | <b>H</b>  | <b>W</b>               | <b>H</b> |      |      |      |      |      |  |  |
|  |   | 24                        | 21.5                    | 42       | 19.75                  | 15.5-18.5 | 17.5-21.5 | 19                     | 22       |      |      |      |      |      |  |  |
|  |   |                           |                         |          | <b>RTA 1</b>           |           |           | 1 per carton           |          |      |      |      |      |      |  |  |
|  <p><b>High Back</b></p> <p>COM Yardage: 1.75<br/>Freight Class: 125<br/>Product Weight (lbs.): 68<br/>Cubic Feet Per Carton: 10.50</p>     | See series notes for mechanism options. | <b>TS7332</b>             | 1507                    | 1572     | 1620                   | 1692      | 1796      | 1844                   | 1937     | 2087 | 2202 | 2329 | 2591 | 2873 |  |  |
|  |   | <b>OVERALL DIMENSIONS</b> |                         |          | <b>SEAT DIMENSIONS</b> |           |           | <b>BACK DIMENSIONS</b> |          |      |      |      |      |      |  |  |
|  |   | <b>W</b>                  | <b>D</b>                | <b>H</b> | <b>W</b>               | <b>D</b>  | <b>H</b>  | <b>W</b>               | <b>H</b> |      |      |      |      |      |  |  |
|  |   | 24.5                      | 23                      | 45.5     | 16.5-18.75             | 15.5-18.5 | 17.5-21.5 | 19                     | 24.5     |      |      |      |      |      |  |  |
|  |   |                           |                         |          | <b>RTA 1</b>           |           |           | 1 per carton           |          |      |      |      |      |      |  |  |
|  <p><b>Extended High Back</b></p> <p>COM Yardage: 2<br/>Freight Class: 125<br/>Product Weight (lbs.): 70<br/>Cubic Feet Per Carton: 11</p> | See series notes for mechanism options. | <b>TS7333</b>             | 1576                    | 1650     | 1705                   | 1790      | 1908      | 1963                   | 2071     | 2241 | 2375 | 2519 | 2823 | 3146 |  |  |
|  |   | <b>OVERALL DIMENSIONS</b> |                         |          | <b>SEAT DIMENSIONS</b> |           |           | <b>BACK DIMENSIONS</b> |          |      |      |      |      |      |  |  |
|  |   | <b>W</b>                  | <b>D</b>                | <b>H</b> | <b>W</b>               | <b>D</b>  | <b>H</b>  | <b>W</b>               | <b>H</b> |      |      |      |      |      |  |  |
|  |   | 26                        | 24                      | 51       | 16.5-18.75             | 15.5-18.5 | 17.5-21.5 | 19                     | 27       |      |      |      |      |      |  |  |
|  |   |                           |                         |          | <b>RTA 1</b>           |           |           | 1 per carton           |          |      |      |      |      |      |  |  |

## ROBUST




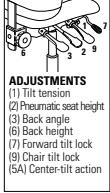

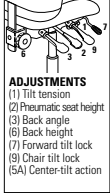
model 2527

### STANDARD FEATURES

- Heavy duty chair rated for multi shift users up to 500 pounds.
- Standard with a six prong, oval tubular steel base (32" in diameter) in Black (BK) Only.
- Standard with a solid steel loop style arm. The arm is vinyl dipped to be warm to the touch and impact absorbent.
- Arms are width adjustable for an extra 2" on each side, providing additional room and comfort for users.
- There are no arm options for this series.
- Side tension adjustment can be reached from a seated position.
- Standard with Ultracell high density, high resilient foam on seat and back.
- Large diameter 3" black casters, providing easier mobility.
- Casters are suitable for hard surface flooring or carpet. There are no caster options for this series.
- Standard pneumatic seat height adjustment. Forward and rearward seat tilt with infinite lock and free floating back angle control. Tilt tension control.
- This series has a two-tone fabric combination as standard. Trim is always Silhouette fabric, SL20 Asphalt.

### OPTIONAL FEATURES

- Upholstered in fabric only. Check textile availability prior to specifying.
- An optional abrasion-resistant outer back fabric (polyester) is available (BKB). Resistant to impact damage. Available in Black only. Add \$23.

| DESCRIPTION  | FEATURES  | MODEL#                    | STANDARD TEXTILE GRADES |               |                        |           |          |                        |          |      |      |      |      |      |  |  |
|--|---|---------------------------|-------------------------|---------------|------------------------|-----------|----------|------------------------|----------|------|------|------|------|------|--|--|
|  |   |                           | 1                       | 2             | 3                      | 4         | 5        | 6                      | 7        | 8    | 9    | 10   | 11   | 12   |  |  |
|  <p><b>HB Heavy Duty Multi-Tilter</b><br/>COM Yardage: 3.25<br/>Freight Class: 250<br/>Product Weight (lbs.): 118<br/>Cubic Feet Per Carton: 33.50</p> |  <p><b>ADJUSTMENTS</b><br/>(1) Tilt tension<br/>(2) Pneumatic seat height<br/>(3) Back angle<br/>(6) Back height<br/>(7) Forward tilt lock<br/>(9) Chair tilt lock<br/>(5A) Center-tilt action</p>  | <b>2526</b>               | -                       | 2725          | 2817                   | 2953      | 3147     | 3218                   | 3385     | 3701 | 3858 | 4151 | 4560 | 5062 |  |  |
|  |   | <b>OVERALL DIMENSIONS</b> |                         |               | <b>SEAT DIMENSIONS</b> |           |          | <b>BACK DIMENSIONS</b> |          |      |      |      |      |      |  |  |
|  |   | <b>W</b>                  | <b>D</b>                | <b>H</b>      | <b>W</b>               | <b>D</b>  | <b>H</b> | <b>W</b>               | <b>H</b> |      |      |      |      |      |  |  |
|  | 29  | 27.5                      | 50.5                    | 25.5          | 20                     | 16.5-20.5 | 22       | 30                     |          |      |      |      |      |      |  |  |
|  |   |                           |                         | <b>RTA 00</b> |                        |           |          |                        |          |      |      |      |      |      |  |  |
|  <p><b>MB Heavy Duty Multi-Tilter</b><br/>COM Yardage: 3<br/>Freight Class: 250<br/>Product Weight (lbs.): 114<br/>Cubic Feet Per Carton: 29.50</p>   |  <p><b>ADJUSTMENTS</b><br/>(1) Tilt tension<br/>(2) Pneumatic seat height<br/>(3) Back angle<br/>(6) Back height<br/>(7) Forward tilt lock<br/>(9) Chair tilt lock<br/>(5A) Center-tilt action</p> | <b>2527</b>               | -                       | 2542          | 2628                   | 2751      | 2929     | 2995                   | 3152     | 3443 | 3589 | 3859 | 4236 | 4700 |  |  |
|  |   | <b>OVERALL DIMENSIONS</b> |                         |               | <b>SEAT DIMENSIONS</b> |           |          | <b>BACK DIMENSIONS</b> |          |      |      |      |      |      |  |  |
|  |   | <b>W</b>                  | <b>D</b>                | <b>H</b>      | <b>W</b>               | <b>D</b>  | <b>H</b> | <b>W</b>               | <b>H</b> |      |      |      |      |      |  |  |
|  | 29  | 26.5                      | 42.5                    | 25.5          | 20                     | 16.5-20.5 | 22       | 24                     |          |      |      |      |      |      |  |  |
|  |   |                           |                         | <b>RTA 00</b> |                        |           |          |                        |          |      |      |      |      |      |  |  |


SAXON



model 2512-3

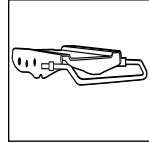


Back



**Arm Feature**

Arms are designed to flip up and accommodate people wearing equipment belts.



**Multi-Depth Mechanism**

Standard on all models. Allows seat to move forward and backward over a 2" range with 5 locking positions to provide a more shallow or deeper seat.

**STANDARD FEATURES**

- A contoured molded, Dual cushion Ultracell® foam seat and heavily padded back provides exceptional comfort.
- Rated for multi shift use by persons up to 350 pounds.
- Standard with a five-legged, injection molded base in Black **(BK)** Only.
- Standard with VL "fold up" arms. Arms fold up to accommodate users that wear equipment belts, such as Policemen and 911 Operators.
- Standard with Vari-Width Adapter Plate **(WA)**.
- Standard with ratchet back height adjustment.
- Check textile availability prior to specifying upholstery material.

**OPTIONAL FEATURES**

- An abrasion-resistant outer back fabric (polyester) is standard and resistant to impact damage **(BKB)**. Available in Black Only. Add \$23
- **C10** casters are standard. Please see page 389 for additional caster options. Optional caster may be priced higher than the standard casters and will incur and upcharge. Lower priced optional casters will not be credited.

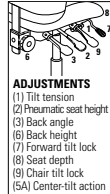
**DESCRIPTION**



**HB Heavy Duty Multi-Tilter**

COM Yardage: 2.25  
 Freight Class: 150  
 Product Weight (lbs.): 60  
 Cubic Feet Per Carton: 13

**FEATURES**



**ADJUSTMENTS**

- (1) Tilt tension
- (2) Pneumatic seat height
- (3) Back angle
- (5) Back height
- (7) Forward tilt lock
- (8) Seat depth
- (9) Chair tilt lock
- (5A) Center-tilt action

Ergonomic Features:  
 A, B, C, M, N, S

**MODEL#**

**STANDARD TEXTILE GRADES**

|               | 1 | 2    | 3    | 4    | 5    | 6    | 7    | 8    | 9    | 10   | 11   | 12   |
|---------------|---|------|------|------|------|------|------|------|------|------|------|------|
| <b>2512-3</b> | - | 1820 | 1890 | 1987 | 2129 | 2181 | 2303 | 2532 | 2649 | 2861 | 3158 | 3521 |

**OVERALL DIMENSIONS**

W D H

27.5 25 39.5

**SEAT DIMENSIONS**

W D H

22.5 19-21.5 18-22

**BACK DIMENSIONS**

W H

20 19.5-22

**RTA 2**

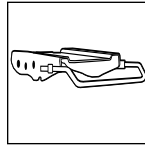
## VION



model TS6321-3



model TS6331-3



**Multi-Depth Mechanism**  
Allows seat to move forward and backward over a 2" range with 5 locking positions to provide a more shallow or deeper seat.

| VION FINISHES - TASK SEATING |                   |                    |  |                              |
|------------------------------|-------------------|--------------------|--|------------------------------|
| Back Frame                   | Base              | Specify Code       | Arm Option   | Specify Code                 |
| Black                        | Black             | BLK<br>no upcharge | Adj. "T" arm ( <b>Black</b> )<br>Adj. "T" arm, fixed armcap ( <b>Black</b> )<br>Adj. "T" arm ( <b>Black</b> , Chrome accent)<br>Adj. "T" arm, fixed armcap ( <b>Black</b> , Chrome accent) | AS<br>AF<br>AC<br>A          |
| Black                        | Polished Aluminum | BAU<br>Add \$167   | Fixed "C" arm ( <b>Black</b> )<br>Fixed "C" arm ( <b>Polished Aluminum</b> )   | C<br>CA - Add \$202          |
| Shadow                       | Shadow            | SHW<br>Add \$76    | Adj. "T" arm ( <b>Shadow</b> )<br>Adj. "T" arm, fixed armcap ( <b>Shadow</b> )<br>Adj. "T" arm ( <b>Shadow</b> , Chrome accent)  | SHA<br>SHF<br>SHR            |
| Shadow                       | Polished Aluminum | SAU<br>Add \$241   | Adj. "T" arm, fixed armcap ( <b>Shadow</b> , Chrome accent)<br>Fixed "C" arm ( <b>Shadow</b> )<br>Fixed "C" arm ( <b>Polished Aluminum</b> )   | SHD<br>SHC<br>CA - Add \$202 |
| Fog                          | Fog               | FOG<br>Add \$376   | Adj. "T" arm ( <b>Fog</b> )<br>Adj. "T" arm, fixed armcap ( <b>Fog</b> )<br>Adj. "T" arm ( <b>Fog</b> , Chrome accent)   | FA<br>FF<br>FC               |
| Fog                          | Polished Aluminum | FAU<br>Add \$241   | Adj. "T" arm, fixed armcap ( <b>Fog</b> , Chrome accent)<br>Fixed "C" arm ( <b>Fog</b> )<br>Fixed "C" arm ( <b>Polished Aluminum</b> )   | CF<br>CC<br>CA - Add \$202   |


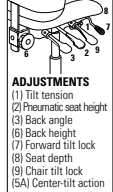


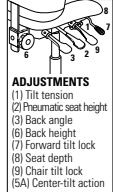

\* All arms have Black SSU Armcaps.


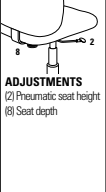


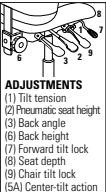


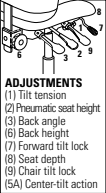


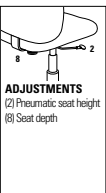

## STANDARD FEATURES

- The TS models are available within standard Vion series. TS stands for "Three Shift" and each of the TS models are rated for 24-7 applications as well as weight rated up to 350 pounds.
- Multi-Tilter models, feature a heavy duty mechanism.
- Multi-Tilters are standard with Pneumatic seat height and sliding seat depth adjustment. Forward and rearward seat tilt with infinite lock and free floating back angle control. Tilt tension control.
- Side activated sliding seat depth adjustment (MD) is standard on Multi-Tilter. Provides 2" of seat depth adjustment.
- Heavy duty drafting stools are standard with fixed back. Seat depth and pneumatic seat height adjustments. Swivels with adjustable chrome footring.
- All models are standard with either Ultracell or molded heavy duty seat foam.
- All models have a heavy duty 3" wide back upright.
- All models are standard with height and width adjustable arms (**AS**) that feature a front to back sliding armcap.
- Mesh back models are available in 10 standard Vion colors: Aqua (**MS75**), Black (**MS69**), Black Cherry (**MS76**), Blue (**MS72**), Dust (**MS77**), Ivory (**MS78**), Natural (**MS74**), Paprika (**MS79**), Rope (**MS73**) and Stone (**MS71**).
- Mesh back models will always feature black fabric (Jenny **JN02**) on the back side.
- Check textile availability prior to specifying upholstery material. Materials must meet or exceed 100,000 double rubs to comply with Globals Heavy Duty seating textile warranty.

## OPTIONAL FEATURES

- Vion back frames, arms and bases are available in three colors: Black, Shadow and Fog. See Vion finishes chart for options and upcharges. Armcaps are always Black.
- Mesh back models are also available in 10 Dimension Mesh colors: Black (**DBK**), Fog (**DST**), Chalk (**DCL**), Shadow (**DGM**), Charcoal (**DCH**), Sand (**DSB**), Cobalt (**DCO**), Pool Blue (**DPB**), Citrus (**DCT**) and Berry (**DBE**). Add \$27
- Upholstered back models offer a Matching Outer (**MO**) upholstery option. Due to the additional material needed, these models are listed separately and are priced differently than the standard upholstered back models.
- Two featured "T" arm options that include height and width adjusting arms, one with sliding arm caps (**AS**) and one without sliding arm caps (**AF**). Also, available is a stylish fixed urethane arm (**C**) for conference/management environments.
- Optional Lumbar Pad can be added at the time of order. Please specify **LP**. Add \$40. Lumbar Pad can also be order after sale as a kit, specify model 6339 at \$43 list. The Lumbar Pad is adjustable up to 3".
- Optional Memory Foam available on Vion Seats. Please specify **MF**. Add \$117.
- B7A** Polished aluminum base and matching chrome arm accent on either **AS** or **AF** arms. Please specify **ALU** and **AC**. Add \$152.

| DESCRIPTION   | FEATURES   | MODEL#  | STANDARD TEXTILE GRADES   |         |           |   |         |      |   |      |      |                 |      |      |                 |      |      |      |      |      |                 |      |      |      |         |           |      |         |           |   |         |      |   |
|---|--|---|---|---------|-----------|---|---------|------|---|------|------|-----------------|------|------|-----------------|------|------|------|------|------|-----------------|------|------|------|---------|-----------|------|---------|-----------|---|---------|------|---|
|   |  |   | 1   | 2       | 3         | 4   | 5       | 6    | 7   | 8    | 9    | 10              | 11   | 12   |                 |      |      |      |      |      |                 |      |      |      |         |           |      |         |           |   |         |      |   |
|  <p><b>HB Heavy Duty Multi - Tilter - Mesh Back</b><br/>COM Yardage: 1.75<br/>Freight Class: 150<br/>Product Weight (lbs.): 49<br/>Cubic Feet Per Carton: 9.75</p>   |  <p><b>ADJUSTMENTS</b><br/>(1) Tilt tension<br/>(2) Pneumatic seat height<br/>(3) Back angle<br/>(6) Back height<br/>(7) Forward tilt lock<br/>(8) Seat depth<br/>(9) Chair tilt lock<br/>(5A) Center-tilt action</p> | <p><b>Vion TS</b></p> <p>Ergonomic Features:<br/>A, B, C, E, F, G, H, M, N, Q, U, S</p> | <table border="1"> <tr> <td><b>TS6321-3</b></td> <td>1293</td> <td>1330</td> <td>1358</td> <td>1399</td> <td>1458</td> <td>1479</td> <td>1530</td> <td>1629</td> <td>1678</td> <td>1768</td> <td>1893</td> <td>2046</td> </tr> </table>   |         |           |   |         |      |   |      |      |                 |      |      | <b>TS6321-3</b> | 1293 | 1330 | 1358 | 1399 | 1458 | 1479            | 1530 | 1629 | 1678 | 1768    | 1893      | 2046 |         |           |   |         |      |   |
|   |  |   | <b>TS6321-3</b>   | 1293    | 1330      | 1358  | 1399    | 1458 | 1479  | 1530 | 1629 | 1678            | 1768 | 1893 | 2046            |      |      |      |      |      |                 |      |      |      |         |           |      |         |           |   |         |      |   |
|   |  |   | <table border="1"> <thead> <tr> <th colspan="3">OVERALL DIMENSIONS</th> <th colspan="3">SEAT DIMENSIONS</th> <th colspan="3">BACK DIMENSIONS</th> </tr> <tr> <th>W</th> <th>D</th> <th>H</th> <th>W</th> <th>D</th> <th>H</th> <th>W</th> <th>H</th> <th></th> </tr> </thead> <tbody> <tr> <td>25.5</td> <td>24</td> <td>41</td> <td>20</td> <td>17-19.5</td> <td>17.5-21.5</td> <td>19</td> <td>21.5-24</td> <td></td> </tr> </tbody> </table> |         |           | OVERALL DIMENSIONS  |         |      | SEAT DIMENSIONS   |      |      | BACK DIMENSIONS |      |      | W               | D    | H    | W    | D    | H    | W               | H    |      | 25.5 | 24      | 41        | 20   | 17-19.5 | 17.5-21.5 | 19  | 21.5-24 |      | <p><b>RTA 2</b> </p> |
| OVERALL DIMENSIONS  |  |   | SEAT DIMENSIONS   |         |           | BACK DIMENSIONS   |         |      |   |      |      |                 |      |      |                 |      |      |      |      |      |                 |      |      |      |         |           |      |         |           |   |         |      |   |
| W   | D  | H   | W   | D       | H         | W   | H       |      |   |      |      |                 |      |      |                 |      |      |      |      |      |                 |      |      |      |         |           |      |         |           |   |         |      |   |
| 25.5  | 24   | 41  | 20  | 17-19.5 | 17.5-21.5 | 19  | 21.5-24 |      |   |      |      |                 |      |      |                 |      |      |      |      |      |                 |      |      |      |         |           |      |         |           |   |         |      |   |
|  <p><b>MB Heavy Duty Multi - Tilter - Mesh Back</b><br/>COM Yardage: 1.75<br/>Freight Class: 150<br/>Product Weight (lbs.): 49<br/>Cubic Feet Per Carton: 9.75</p>   |  |   |  <p><b>ADJUSTMENTS</b><br/>(1) Tilt tension<br/>(2) Pneumatic seat height<br/>(3) Back angle<br/>(6) Back height<br/>(7) Forward tilt lock<br/>(8) Seat depth<br/>(9) Chair tilt lock<br/>(5A) Center-tilt action</p>  |         |           | <p><b>Vion TS</b></p> <p>Ergonomic Features:<br/>A, B, C, E, F, G, H, M, N, Q, U, S</p> |         |      | <table border="1"> <tr> <td><b>TS6322-3</b></td> <td>1242</td> <td>1280</td> <td>1308</td> <td>1349</td> <td>1409</td> <td>1429</td> <td>1480</td> <td>1579</td> <td>1628</td> <td>1718</td> <td>1844</td> <td>1997</td> </tr> </table> |      |      |                 |      |      |                 |      |      |      |      |      | <b>TS6322-3</b> | 1242 | 1280 | 1308 | 1349    | 1409      | 1429 | 1480    | 1579      | 1628  | 1718    | 1844 | 1997  |
| <b>TS6322-3</b>   | 1242   | 1280  | 1308  | 1349    | 1409      | 1429  | 1480    | 1579 | 1628  | 1718 | 1844 | 1997            |      |      |                 |      |      |      |      |      |                 |      |      |      |         |           |      |         |           |   |         |      |   |
| <table border="1"> <thead> <tr> <th colspan="3">OVERALL DIMENSIONS</th> <th colspan="3">SEAT DIMENSIONS</th> <th colspan="3">BACK DIMENSIONS</th> </tr> <tr> <th>W</th> <th>D</th> <th>H</th> <th>W</th> <th>D</th> <th>H</th> <th>W</th> <th>H</th> <th></th> </tr> </thead> <tbody> <tr> <td>25.5</td> <td>24</td> <td>39</td> <td>20</td> <td>17-19.5</td> <td>17.5-21.5</td> <td>19</td> <td>21.5-24</td> <td></td> </tr> </tbody> </table> |  |   | OVERALL DIMENSIONS  |         |           | SEAT DIMENSIONS   |         |      | BACK DIMENSIONS   |      |      | W               | D    | H    | W               | D    | H    | W    | H    |      | 25.5            | 24   | 39   | 20   | 17-19.5 | 17.5-21.5 | 19   | 21.5-24 |           | <p><b>RTA 2</b> </p> |         |      |   |
| OVERALL DIMENSIONS  |  |   | SEAT DIMENSIONS   |         |           | BACK DIMENSIONS   |         |      |   |      |      |                 |      |      |                 |      |      |      |      |      |                 |      |      |      |         |           |      |         |           |   |         |      |   |
| W   | D  | H   | W   | D       | H         | W   | H       |      |   |      |      |                 |      |      |                 |      |      |      |      |      |                 |      |      |      |         |           |      |         |           |   |         |      |   |
| 25.5  | 24   | 39  | 20  | 17-19.5 | 17.5-21.5 | 19  | 21.5-24 |      |   |      |      |                 |      |      |                 |      |      |      |      |      |                 |      |      |      |         |           |      |         |           |   |         |      |   |

| DESCRIPTION   | FEATURES  | MODEL#  | STANDARD TEXTILE GRADES   |         |           |                    |         |      |                 |      |      |                 |      |      |                 |      |      |      |      |      |      |      |      |      |      |      |      |                   |           |      |         |      |      |      |      |      |      |      |      |      |
|---|---|---|---|---------|-----------|--------------------|---------|------|-----------------|------|------|-----------------|------|------|-----------------|------|------|------|------|------|------|------|------|------|------|------|------|-------------------|-----------|------|---------|------|------|------|------|------|------|------|------|------|
|   |   |   | 1   | 2       | 3         | 4                  | 5       | 6    | 7               | 8    | 9    | 10              | 11   | 12   |                 |      |      |      |      |      |      |      |      |      |      |      |      |                   |           |      |         |      |      |      |      |      |      |      |      |      |
|  <p><b>MB Heavy Duty Stool - Mesh Back</b><br/>COM Yardage: 1.75<br/>Freight Class: 150<br/>Product Weight (lbs.): 49<br/>Cubic Feet Per Carton: 9.75</p>                  |  <p><b>ADJUSTMENTS</b><br/>(2) Pneumatic seat height<br/>(8) Seat depth</p>  | <p><b>Vion S</b></p> <p>Ergonomic Features:<br/>C, E, H, M, N, Q, U</p>                 | <table border="1"> <tr> <td><b>S6328-6</b></td> <td>999</td> <td>1042</td> <td>1072</td> <td>1117</td> <td>1184</td> <td>1207</td> <td>1265</td> <td>1376</td> <td>1430</td> <td>1532</td> <td>1672</td> <td>1848</td> </tr> </table>   |         |           |                    |         |      |                 |      |      |                 |      |      | <b>S6328-6</b>  | 999  | 1042 | 1072 | 1117 | 1184 | 1207 | 1265 | 1376 | 1430 | 1532 | 1672 | 1848 |                   |           |      |         |      |      |      |      |      |      |      |      |      |
|   |   |   | <b>S6328-6</b>  | 999     | 1042      | 1072               | 1117    | 1184 | 1207            | 1265 | 1376 | 1430            | 1532 | 1672 | 1848            |      |      |      |      |      |      |      |      |      |      |      |      |                   |           |      |         |      |      |      |      |      |      |      |      |      |
|   |   |   | <table border="1"> <thead> <tr> <th colspan="3">OVERALL DIMENSIONS</th> <th colspan="3">SEAT DIMENSIONS</th> <th colspan="3">BACK DIMENSIONS</th> </tr> <tr> <th>W</th> <th>D</th> <th>H</th> <th>W</th> <th>D</th> <th>H</th> <th>W</th> <th colspan="2">H</th> </tr> </thead> <tbody> <tr> <td>25.5</td> <td>24</td> <td>48</td> <td>20</td> <td>17.5</td> <td>23.5-33.5</td> <td>19</td> <td colspan="2">21.5-24</td> </tr> </tbody> </table>      |         |           | OVERALL DIMENSIONS |         |      | SEAT DIMENSIONS |      |      | BACK DIMENSIONS |      |      | W               | D    | H    | W    | D    | H    | W    | H    |      | 25.5 | 24   | 48   | 20   | 17.5              | 23.5-33.5 | 19   | 21.5-24 |      |      |      |      |      |      |      |      |      |
|   |   |   | OVERALL DIMENSIONS  |         |           | SEAT DIMENSIONS    |         |      | BACK DIMENSIONS |      |      |                 |      |      |                 |      |      |      |      |      |      |      |      |      |      |      |      |                   |           |      |         |      |      |      |      |      |      |      |      |      |
| W   | D   | H   | W   | D       | H         | W                  | H       |      |                 |      |      |                 |      |      |                 |      |      |      |      |      |      |      |      |      |      |      |      |                   |           |      |         |      |      |      |      |      |      |      |      |      |
| 25.5  | 24  | 48  | 20  | 17.5    | 23.5-33.5 | 19                 | 21.5-24 |      |                 |      |      |                 |      |      |                 |      |      |      |      |      |      |      |      |      |      |      |      |                   |           |      |         |      |      |      |      |      |      |      |      |      |
| <p>RTA 2 </p>  |   |   |   |         |           |                    |         |      |                 |      |      |                 |      |      |                 |      |      |      |      |      |      |      |      |      |      |      |      |                   |           |      |         |      |      |      |      |      |      |      |      |      |
| <p>MB Heavy Duty Stool - Mesh Back</p>  |   |   |   |         |           |                    |         |      |                 |      |      |                 |      |      |                 |      |      |      |      |      |      |      |      |      |      |      |      |                   |           |      |         |      |      |      |      |      |      |      |      |      |
|  <p><b>HB Heavy Duty Multi - Tilter - Upholstered Back</b><br/>COM Yardage: 1.75<br/>Freight Class: 150<br/>Product Weight (lbs.): 49<br/>Cubic Feet Per Carton: 9.75</p>  |  <p><b>ADJUSTMENTS</b><br/>(1) Tilt tension<br/>(2) Pneumatic seat height<br/>(3) Back angle<br/>(6) Back height<br/>(7) Forward tilt lock<br/>(8) Seat depth<br/>(9) Chair tilt lock<br/>(SA) Center-tilt action</p>  | <p><b>Vion TS</b></p> <p>Ergonomic Features:<br/>A, B, C, E, F, G, H, M, N, Q, U, S</p> | <table border="1"> <tr> <td><b>TS6331-3</b></td> <td>1427</td> <td>1475</td> <td>1510</td> <td>1560</td> <td>1634</td> <td>1663</td> <td>1724</td> <td>1850</td> <td>1908</td> <td>2023</td> <td>2178</td> <td>2370</td> </tr> <tr> <td><b>TS6331-3MO</b></td> <td>1483</td> <td>1556</td> <td>1611</td> <td>1695</td> <td>1814</td> <td>1869</td> <td>1976</td> <td>2146</td> <td>2277</td> <td>2424</td> <td>2725</td> <td>3045</td> </tr> </table> |         |           |                    |         |      |                 |      |      |                 |      |      | <b>TS6331-3</b> | 1427 | 1475 | 1510 | 1560 | 1634 | 1663 | 1724 | 1850 | 1908 | 2023 | 2178 | 2370 | <b>TS6331-3MO</b> | 1483      | 1556 | 1611    | 1695 | 1814 | 1869 | 1976 | 2146 | 2277 | 2424 | 2725 | 3045 |
|   |   |   | <b>TS6331-3</b>   | 1427    | 1475      | 1510               | 1560    | 1634 | 1663            | 1724 | 1850 | 1908            | 2023 | 2178 | 2370            |      |      |      |      |      |      |      |      |      |      |      |      |                   |           |      |         |      |      |      |      |      |      |      |      |      |
|   |   |   | <b>TS6331-3MO</b>   | 1483    | 1556      | 1611               | 1695    | 1814 | 1869            | 1976 | 2146 | 2277            | 2424 | 2725 | 3045            |      |      |      |      |      |      |      |      |      |      |      |      |                   |           |      |         |      |      |      |      |      |      |      |      |      |
|   |   |   | <table border="1"> <thead> <tr> <th colspan="3">OVERALL DIMENSIONS</th> <th colspan="3">SEAT DIMENSIONS</th> <th colspan="3">BACK DIMENSIONS</th> </tr> <tr> <th>W</th> <th>D</th> <th>H</th> <th>W</th> <th>D</th> <th>H</th> <th>W</th> <th colspan="2">H</th> </tr> </thead> <tbody> <tr> <td>25.5</td> <td>24</td> <td>41</td> <td>20</td> <td>17-19.5</td> <td>17.5-21.5</td> <td>19</td> <td colspan="2">21.5-24</td> </tr> </tbody> </table>   |         |           | OVERALL DIMENSIONS |         |      | SEAT DIMENSIONS |      |      | BACK DIMENSIONS |      |      | W               | D    | H    | W    | D    | H    | W    | H    |      | 25.5 | 24   | 41   | 20   | 17-19.5           | 17.5-21.5 | 19   | 21.5-24 |      |      |      |      |      |      |      |      |      |
| OVERALL DIMENSIONS  |   |   | SEAT DIMENSIONS   |         |           | BACK DIMENSIONS    |         |      |                 |      |      |                 |      |      |                 |      |      |      |      |      |      |      |      |      |      |      |      |                   |           |      |         |      |      |      |      |      |      |      |      |      |
| W   | D   | H   | W   | D       | H         | W                  | H       |      |                 |      |      |                 |      |      |                 |      |      |      |      |      |      |      |      |      |      |      |      |                   |           |      |         |      |      |      |      |      |      |      |      |      |
| 25.5  | 24  | 41  | 20  | 17-19.5 | 17.5-21.5 | 19                 | 21.5-24 |      |                 |      |      |                 |      |      |                 |      |      |      |      |      |      |      |      |      |      |      |      |                   |           |      |         |      |      |      |      |      |      |      |      |      |
| <p>RTA 2 </p>  |   |   |   |         |           |                    |         |      |                 |      |      |                 |      |      |                 |      |      |      |      |      |      |      |      |      |      |      |      |                   |           |      |         |      |      |      |      |      |      |      |      |      |
| <p>HB Heavy Duty Multi - Tilter - Upholstered Back</p>  |   |   |   |         |           |                    |         |      |                 |      |      |                 |      |      |                 |      |      |      |      |      |      |      |      |      |      |      |      |                   |           |      |         |      |      |      |      |      |      |      |      |      |
|  <p><b>MB Heavy Duty Multi - Tilter - Upholstered Back</b><br/>COM Yardage: 1.75<br/>Freight Class: 150<br/>Product Weight (lbs.): 49<br/>Cubic Feet Per Carton: 9.75</p> |  <p><b>ADJUSTMENTS</b><br/>(1) Tilt tension<br/>(2) Pneumatic seat height<br/>(3) Back angle<br/>(6) Back height<br/>(7) Forward tilt lock<br/>(8) Seat depth<br/>(9) Chair tilt lock<br/>(SA) Center-tilt action</p> | <p><b>Vion TS</b></p> <p>Ergonomic Features:<br/>A, B, C, E, F, G, H, M, N, Q, U, S</p> | <table border="1"> <tr> <td><b>TS6332-3</b></td> <td>1376</td> <td>1423</td> <td>1456</td> <td>1508</td> <td>1582</td> <td>1610</td> <td>1672</td> <td>1798</td> <td>1855</td> <td>1970</td> <td>2126</td> <td>2318</td> </tr> <tr> <td><b>TS6332-3MO</b></td> <td>1436</td> <td>1515</td> <td>1576</td> <td>1668</td> <td>1794</td> <td>1853</td> <td>1972</td> <td>2157</td> <td>2299</td> <td>2458</td> <td>2785</td> <td>3134</td> </tr> </table> |         |           |                    |         |      |                 |      |      |                 |      |      | <b>TS6332-3</b> | 1376 | 1423 | 1456 | 1508 | 1582 | 1610 | 1672 | 1798 | 1855 | 1970 | 2126 | 2318 | <b>TS6332-3MO</b> | 1436      | 1515 | 1576    | 1668 | 1794 | 1853 | 1972 | 2157 | 2299 | 2458 | 2785 | 3134 |
|   |   |   | <b>TS6332-3</b>   | 1376    | 1423      | 1456               | 1508    | 1582 | 1610            | 1672 | 1798 | 1855            | 1970 | 2126 | 2318            |      |      |      |      |      |      |      |      |      |      |      |      |                   |           |      |         |      |      |      |      |      |      |      |      |      |
|   |   |   | <b>TS6332-3MO</b>   | 1436    | 1515      | 1576               | 1668    | 1794 | 1853            | 1972 | 2157 | 2299            | 2458 | 2785 | 3134            |      |      |      |      |      |      |      |      |      |      |      |      |                   |           |      |         |      |      |      |      |      |      |      |      |      |
|   |   |   | <table border="1"> <thead> <tr> <th colspan="3">OVERALL DIMENSIONS</th> <th colspan="3">SEAT DIMENSIONS</th> <th colspan="3">BACK DIMENSIONS</th> </tr> <tr> <th>W</th> <th>D</th> <th>H</th> <th>W</th> <th>D</th> <th>H</th> <th>W</th> <th colspan="2">H</th> </tr> </thead> <tbody> <tr> <td>25.5</td> <td>24</td> <td>41</td> <td>20</td> <td>17-19.5</td> <td>17.5-21.5</td> <td>19</td> <td colspan="2">21.5-24</td> </tr> </tbody> </table>   |         |           | OVERALL DIMENSIONS |         |      | SEAT DIMENSIONS |      |      | BACK DIMENSIONS |      |      | W               | D    | H    | W    | D    | H    | W    | H    |      | 25.5 | 24   | 41   | 20   | 17-19.5           | 17.5-21.5 | 19   | 21.5-24 |      |      |      |      |      |      |      |      |      |
| OVERALL DIMENSIONS  |   |   | SEAT DIMENSIONS   |         |           | BACK DIMENSIONS    |         |      |                 |      |      |                 |      |      |                 |      |      |      |      |      |      |      |      |      |      |      |      |                   |           |      |         |      |      |      |      |      |      |      |      |      |
| W   | D   | H   | W   | D       | H         | W                  | H       |      |                 |      |      |                 |      |      |                 |      |      |      |      |      |      |      |      |      |      |      |      |                   |           |      |         |      |      |      |      |      |      |      |      |      |
| 25.5  | 24  | 41  | 20  | 17-19.5 | 17.5-21.5 | 19                 | 21.5-24 |      |                 |      |      |                 |      |      |                 |      |      |      |      |      |      |      |      |      |      |      |      |                   |           |      |         |      |      |      |      |      |      |      |      |      |
| <p>RTA 2 </p>  |   |   |   |         |           |                    |         |      |                 |      |      |                 |      |      |                 |      |      |      |      |      |      |      |      |      |      |      |      |                   |           |      |         |      |      |      |      |      |      |      |      |      |
| <p>MB Heavy Duty Multi - Tilter - Upholstered Back</p>  |   |   |   |         |           |                    |         |      |                 |      |      |                 |      |      |                 |      |      |      |      |      |      |      |      |      |      |      |      |                   |           |      |         |      |      |      |      |      |      |      |      |      |
|  <p><b>MB Heavy Duty Drafting Stool - Upholstered Back</b><br/>COM Yardage: 1<br/>Freight Class: 150<br/>Product Weight (lbs.): 47<br/>Cubic Feet Per Carton: 10.50</p>  |  <p><b>ADJUSTMENTS</b><br/>(2) Pneumatic seat height<br/>(8) Seat depth</p>  | <p><b>Vion S</b></p> <p>Ergonomic Features:<br/>C, E, M, N</p>                          | <table border="1"> <tr> <td><b>S6338-6</b></td> <td>1122</td> <td>1174</td> <td>1212</td> <td>1272</td> <td>1355</td> <td>1384</td> <td>1457</td> <td>1596</td> <td>1660</td> <td>1792</td> <td>1966</td> <td>2183</td> </tr> </table>  |         |           |                    |         |      |                 |      |      |                 |      |      | <b>S6338-6</b>  | 1122 | 1174 | 1212 | 1272 | 1355 | 1384 | 1457 | 1596 | 1660 | 1792 | 1966 | 2183 |                   |           |      |         |      |      |      |      |      |      |      |      |      |
|   |   |   | <b>S6338-6</b>  | 1122    | 1174      | 1212               | 1272    | 1355 | 1384            | 1457 | 1596 | 1660            | 1792 | 1966 | 2183            |      |      |      |      |      |      |      |      |      |      |      |      |                   |           |      |         |      |      |      |      |      |      |      |      |      |
|   |   |   | <table border="1"> <thead> <tr> <th colspan="3">OVERALL DIMENSIONS</th> <th colspan="3">SEAT DIMENSIONS</th> <th colspan="3">BACK DIMENSIONS</th> </tr> <tr> <th>W</th> <th>D</th> <th>H</th> <th>W</th> <th>D</th> <th>H</th> <th>W</th> <th colspan="2">H</th> </tr> </thead> <tbody> <tr> <td>25.5</td> <td>24</td> <td>48</td> <td>20</td> <td>17.5</td> <td>23.5-33.5</td> <td>18.5</td> <td colspan="2">21</td> </tr> </tbody> </table>         |         |           | OVERALL DIMENSIONS |         |      | SEAT DIMENSIONS |      |      | BACK DIMENSIONS |      |      | W               | D    | H    | W    | D    | H    | W    | H    |      | 25.5 | 24   | 48   | 20   | 17.5              | 23.5-33.5 | 18.5 | 21      |      |      |      |      |      |      |      |      |      |
|   |   |   | OVERALL DIMENSIONS  |         |           | SEAT DIMENSIONS    |         |      | BACK DIMENSIONS |      |      |                 |      |      |                 |      |      |      |      |      |      |      |      |      |      |      |      |                   |           |      |         |      |      |      |      |      |      |      |      |      |
| W   | D   | H   | W   | D       | H         | W                  | H       |      |                 |      |      |                 |      |      |                 |      |      |      |      |      |      |      |      |      |      |      |      |                   |           |      |         |      |      |      |      |      |      |      |      |      |
| 25.5  | 24  | 48  | 20  | 17.5    | 23.5-33.5 | 18.5               | 21      |      |                 |      |      |                 |      |      |                 |      |      |      |      |      |      |      |      |      |      |      |      |                   |           |      |         |      |      |      |      |      |      |      |      |      |
| <p>RTA 2 </p>  |   |   |   |         |           |                    |         |      |                 |      |      |                 |      |      |                 |      |      |      |      |      |      |      |      |      |      |      |      |                   |           |      |         |      |      |      |      |      |      |      |      |      |
| <p>MB Heavy Duty Drafting Stool - Upholstered Back</p>  |   |   |   |         |           |                    |         |      |                 |      |      |                 |      |      |                 |      |      |      |      |      |      |      |      |      |      |      |      |                   |           |      |         |      |      |      |      |      |      |      |      |      |

# arm and caster options



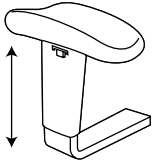


# HOW TO SELECT ARMRESTS

Global has a wide selection of armrest to suit almost every work task. Armrest are an important feature of a chair. They reduce stress an tension on the spine, neck and shoulder muscles by supporting the weight of your arms. This makes you more comfortable and ultimately more productive. Height, width and angle adjustable armrests enable you to position your arms at a comfortable working position, based on the task at hand.

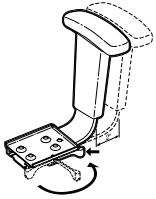
## COMFORT TIPS

- Wrists should be in a straight or neutral position - avoid bending your wrists
- When mousing, use whole arm movements instead of flexing your wrist.
- Rest your palm on the mouse pad for support.



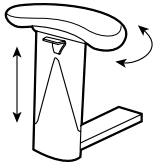
## HEIGHT ADJUSTABLE ARMS

- A full range of arms is available with armcaps in self-skinned urethane (SSU).
- Use the features available on Global's adjustable arms to accommodate your ergonomic requirements.



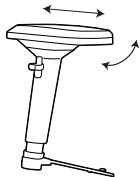
## VARI-WIDTH ARM

- Features maximum comfort while enabling you to maintain top productivity levels.
- Easy to use levers enable you to adjust the distance between armrests quickly and simply. An ergonomic feature, Vari-Width maximizes shoulder support as it accommodates the specific width requirements of each user.
- Metal adapter plates provide width adjustability. One adapter plate is attached under each side of the seat. Arms are inserted into the adapter plates.
- Arms extend outward up to 2" on each side. A lever locks each arm in any position.
- Vari-Width is available only with Global's height adjustable arms. The arm chart (on the following pages) specifies all arm options available for the Vari-Width series. Vari-Width is standard on many chairs; they can also be retroactively installed on chairs.
- When ordering, please specify series, arm and **(WA)** ie. Loover 2660-0 **(G5)** and **(WA)**. When ordering as retrofit, please specify **2660-0-WA**.



## ROTATING ARMCAPS

Rotating armcaps articulate inward and/or outward. This positions the arm to support mousing or keyboarding activities. Rotating armcaps can also be used to narrow the space between the arms for slender people seeking arm support while keyboarding.



## SLIDING ARMCAPS

Select arms have sliding armcaps. They can slide over top of the seat to narrow the space between the arms for smaller users. Sliding armcaps also slide forward for arm support for larger users or slide to the rear allowing slender users to sit closer to their worksurface.

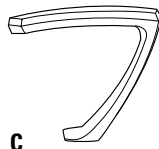
## OPTIONAL ARMS

Purchased separately from the chair. Cost listed below arm descriptions. Refer to chart for series compatibility.



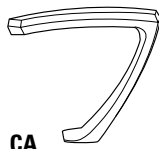
**AS**

Height and width adjustable forward and backward sliding armcaps.  
**\$273**



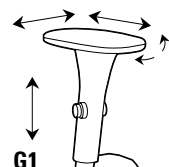
**C**

Fixed height and stylish "C" arm. Self-skinned urethane. Black only.  
**\$273**



**CA**

Fixed height and stylish "C" arm. Polished Aluminum.  
**\$430**



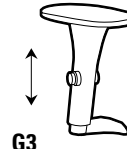
**G1**

Height and width adjustable forward and backward sliding armcaps. Self-skinned urethane pad rotates inward.  
**\$273**



**G2**

Special low rise version of G3 arm, positions 1" lower but retains all G3 functions.  
**\$273**



**G3**

Height and width adjustable forward and backward sliding armcaps. Self-skinned urethane pad rotates inward 30 degrees.  
**\$273**



**G4**

Height adjustable "T" style Graphic arm. Self-Skinned Urethane (SSU) armcap. Slides forward and back.  
**\$273**



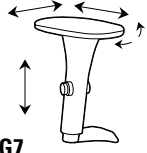
**G5**

Lockable, highly adjustable armcap slides forward and backward, cap slides over seat 3/4" each side, cap rotates inward & outward. Soft (SSU) arm pad.  
**\$273**



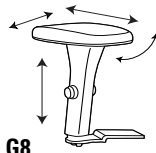
**G6**

Special low rise version of G5 arm, positions 1" lower but retains all G5 arm functions.  
**\$273**



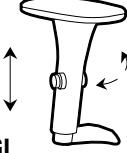
**G7**

Wider highly adjustable armcap slides forward and backward, cap slides over seat 3/4" each side. Cap rotates inward. Soft SSU arm pad. Curved corners and sides.  
**\$273**



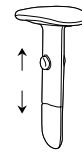
**G8**

Special low rise version of G7 arm, positions 1" lower but retains all G7 functions.  
**\$273**



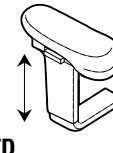
**GL**

Width adjustable forward and backward sliding armcaps.  
**\$273**



**SC**

Height adjustable forward swept arms with kidney shaped armcaps. Self-skinned urethane.  
**\$238**



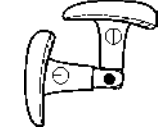
**TD**

Height adjustable "T" arms with teardrop shaped armcaps. Self-skinned urethane.  
**\$238**



**T6**

Height adj. T arm. Rotates 360. Self-skinned urethane.  
**\$318**



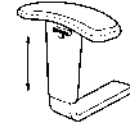
**ZT**

Height adjustable "T" arms, teardrop shaped. Swings away and folds. Self-skinned urethane.  
**\$290**



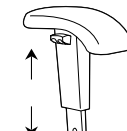
**3B**

Height Adjustable "T" arm with soft touch Self-Skinned Urethane (SSU) armcap.  
**\$238**



**3N**

Height adjustable "T" arms with curved shaped armcaps. Self-skinned urethane. Available in Black only.  
**\$195**



**3P**

Height adjustable "waterfall edge" arms. Self-skinned urethane. Available in Black Only.  
**\$303**



**3R**

Hard durometer. Height Adjustable "T" arm with Concave Oval soft touch Self-Skinned Urethane (SSU) armcap.  
**\$238**

# ARM SELECTIONS

| SERIES \ ARM      | STD  | AS  | C   | CA  | G1  | G2 | G3  | G4 | G5  | G6 | G7 | G8 |
|-------------------|------|-----|-----|-----|-----|----|-----|----|-----|----|----|----|
| ASPEN             | AS   |     | NA  | NA  | 0   | NA | 0   | 0  | 0   | NA | 0  | 0  |
| ENTERPRISE        | TD   | 36  | NA  | NA  | 36  | 36 | 36  | 36 | 36  | 36 | NA | NA |
| GOAL              | 3N   | NR  | 77  | NA  | NR  | NR | NR  | NR | NR  | NR | NR | NR |
| GRAHAM            | 3N   | 83  | NA  | NA  | 77  | 77 | 77  | 77 | 77  | 77 | NA | NA |
| GRANADA           | 3N   | 83  | NA  | NA  | 77  | 77 | 77  | 77 | 77  | 77 | NR | NR |
| GRANADA DELUXE    | 3B   | 83  | NA  | NA  | 36  | 36 | 36  | 36 | 36  | 36 | NA | NA |
| GRAPHIC           | G4   | 0   | 0   | NA  | 0   | NA | 0   |    | 0   | NA | 0  | 0  |
| LOOVER            | G5   | 0   | 0   | 176 | 0   | 0  | 0   | 0  | STD | 0  | 0  | 0  |
| MALAGA            | TD   | 36  | NA  | NA  | 36  | 36 | 36  | 36 | 36  | 36 | NA | NA |
| OBUSFORME COMFORT | G3   | 0   | NA  | NA  | 0   | 0  | STD | 0  | 0   | 0  | 0  | 0  |
| SAXON             | VL   | 0   | NA  | NA  | 0   | 0  | 0   | 0  | 0   | 0  | 0  | 0  |
| SUPRA X           | SC   | 83  | 36  | NA  | 36  | 36 | 36  | 36 | 36  | 36 | NA | NA |
| SYNOPSIS          | 3B   | 83  | 36  | NA  | 36  | 36 | 36  | 36 | 36  | 36 | NA | NA |
| TRIUMPH           | G1   | 0   | NA  | NA  | STD | NA | 0   | 0  | 0   | NA | NA | NA |
| TRUFORM           | SC   | 83  | 36  | NA  | 36  | 36 | 36  | 36 | 36  | 36 | 36 | NA |
| TYE               | 3N   | 83  | NA  | NA  | 77  | 77 | 77  | 77 | 77  | 77 | 77 | NA |
| VION              | AS/C | STD | STD | 176 | 0   | 0  | 0   | 0  | 0   | 0  | 0  | 0  |
| WEEV              | GL   | 0   | 0   | NA  | 0   | 0  | 0   | 0  | 0   | 0  | 0  | 0  |

**NOTE:** ARMCHAIRS HAVE FIXED ARMS WHICH ARE NOT INTERCHANGEABLE WITH ADJUSTABLE ARMS LISTED ABOVE.  
 \* INDICATES THAT ARMS CANNOT BE USED WITH "WA" ARM WIDTH ADAPTER.

**\$0** = AVAILABLE AT NO ADDITIONAL CHARGE

**NA** = NOT AVAILABLE

**NR** = OPTION NOT RECOMMENDED

| SERIES \ ARMS     | STD  | GL  | SC  | TD  | T6  | ZT | 3B  | 3N  | 3P | 3R | WA  |
|-------------------|------|-----|-----|-----|-----|----|-----|-----|----|----|-----|
| ASPEN             | AS   | 0   | NR  | NR  | NA  | NA | NR  | NR  | NR | NR | STD |
| ENTERPRISE        | G1   | 36  | 0   | 0   | 100 | 46 | 0   | 0   | 0  | 0  | STD |
| GOAL              | 3N   | NR  | 42  | 42  | NR  | 93 | 42  | STD | 42 | 42 | NA  |
| GRAHAM            | 3N   | 77  | 42  | 42  | 141 | 93 | 42  | STD | 42 | 42 | NA  |
| GRANADA           | 3N   | 77  | 42  | 42  | 141 | 93 | 42  | STD | 42 | 42 | STD |
| GRANADA DELUXE    | 3B   | 36  | 0   | 0   | 100 | 46 | STD | 0   | 0  | 0  | STD |
| GRAPHIC           | G4   | 0   | 0   | NR  | 65  | 15 | NR  | NR  | NR | NR | STD |
| LOOVER            | G5   | 0   | 0   | 0   | 0   | NA | 0   | 0   | 0  | 0  | 0   |
| MALAGA            | TD   | 36  | 0   | STD | 100 | 46 | 0   | 0   | 0  | 0  | STD |
| OBUSFORME COMFORT | G3   | 0   | 0   | 0   | 65  | 14 | 0   | 0   | 0  | 0  | STD |
| SAXON             | VL   | 0   | 0   | NR  | 48  | NR | 0   | 0   | 0  | 0  | NA  |
| SUPRA X           | SC   | 36  | STD | 0   | 100 | 46 | 0   | 0   | 0  | 0  | STD |
| SYNOPSIS          | 3B   | 36  | 0   | 0   | 100 | 46 | STD | 0   | 0  | 0  | STD |
| TRIUMPH           | G1   | 0   | NA  | NA  | NA  | NA | NA  | NA  | NA | NA | NA  |
| TRUFORM           | SC   | 36  | STD | 0   | 100 | 46 | 0   | 0   | 0  | 0  | NA  |
| TYE               | 3N   | 77  | 42  | 42  | 141 | 93 | 42  | STD | 42 | 42 | NA  |
| VION              | AS/C | 0   | 0   | 0   | 65  | NA | 0   | 0   | 0  | 0  | 0   |
| WEEV              | GL   | STD | 0   | 0   | 65  | 15 | 0   | 0   | 0  | 0  | STD |

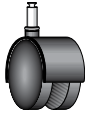
**NOTE:** ARMCHAIRS HAVE FIXED ARMS WHICH ARE NOT INTERCHANGEABLE WITH ADJUSTABLE ARMS LISTED ABOVE.  
 \* INDICATES THAT ARMS CANNOT BE USED WITH "WA" ARM WIDTH ADAPTER.

**\$0** = AVAILABLE AT NO ADDITIONAL CHARGE

**NA** = NOT AVAILABLE

**NR** = OPTION NOT RECOMMENDED

# CASTER SELECTIONS



|    |                      |       |                |                    |                            |
|----|----------------------|-------|----------------|--------------------|----------------------------|
| C1 | 2" Dual Wheel Caster | Black | Carpeted Floor | 1 each<br>set of 5 | <b>\$19</b><br><b>\$83</b> |
|----|----------------------|-------|----------------|--------------------|----------------------------|

**Available on:** Softcurve and Traditional bases.



|    |   |       |             |                    |                            |
|----|---|-------|-------------|--------------------|----------------------------|
| C7 | Slipper Glide<br>(allows chair to remain<br>at caster height) | Black | Any surface | 1 each<br>set of 5 | <b>\$19</b><br><b>\$83</b> |
|----|---|-------|-------------|--------------------|----------------------------|

**Available on:** All bases

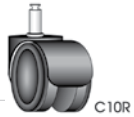


|     |   |       |                                  |                    |                             |
|-----|---|-------|----------------------------------|--------------------|-----------------------------|
| C9R | 2 1/2" Dual Wheel<br>Rubber Coated Caster | Black | Vinyl, Marble,<br>Hardwood Floor | 1 each<br>set of 5 | <b>\$34</b><br><b>\$152</b> |
|-----|---|-------|----------------------------------|--------------------|-----------------------------|

**Available on:** All bases



|     |                                    |       |                |                    |                             |
|-----|------------------------------------|-------|----------------|--------------------|-----------------------------|
| C10 | 2" Integrated Dual<br>Wheel Caster | Black | Carpeted Floor | 1 each<br>set of 5 | <b>\$31</b><br><b>\$135</b> |
|-----|------------------------------------|-------|----------------|--------------------|-----------------------------|



|      |   |       |                                  |                    |                             |
|------|---|-------|----------------------------------|--------------------|-----------------------------|
| C10R | Integrated Dual Wheel<br>Rubber Coated Caster | Black | Vinyl, Marble,<br>Hardwood Floor | 1 each<br>set of 5 | <b>\$44</b><br><b>\$188</b> |
|------|---|-------|----------------------------------|--------------------|-----------------------------|

**Available on:** Concorde, Graham, Malaga, and Tamiri bases only.



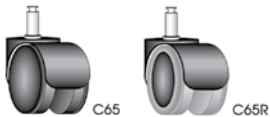
|      |   |       |              |                    |                             |
|------|---|-------|--------------|--------------------|-----------------------------|
| C14R | Automatic Locking<br>Rubber Caster<br>(while sitting) | Black | Any surface* | 1 each<br>set of 5 | <b>\$88</b><br><b>\$354</b> |
|------|---|-------|--------------|--------------------|-----------------------------|

**Available on:** All bases



|     |                                       |       |                |                    |                             |
|-----|---------------------------------------|-------|----------------|--------------------|-----------------------------|
| C15 | Manual Locking<br>Caster (individual) | Black | Carpeted Floor | 1 each<br>set of 5 | <b>\$40</b><br><b>\$183</b> |
|-----|---------------------------------------|-------|----------------|--------------------|-----------------------------|

**Available on:** All bases









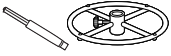



|     |                      |       |                |                    |                            |
|-----|----------------------|-------|----------------|--------------------|----------------------------|
| C65 | 2" Dual Wheel Caster | Black | Carpeted Floor | 1 each<br>set of 5 | <b>\$26</b><br><b>\$83</b> |
|-----|----------------------|-------|----------------|--------------------|----------------------------|

|      |                                       |       |                                  |                    |                             |
|------|---------------------------------------|-------|----------------------------------|--------------------|-----------------------------|
| C65R | 2" Dual Wheel<br>Rubber Coated Caster | Black | Vinyl, Marble,<br>Hardwood Floor | 1 each<br>set of 5 | <b>\$37</b><br><b>\$152</b> |
|------|---------------------------------------|-------|----------------------------------|--------------------|-----------------------------|

**Available on:** All bases (except wood base chairs).

## CASTER NOTES:

- The casters shown above are sold in sets for replacement purposes. This price list can also be used to calculate the upcharge to change casters at time of ordering a chair. Optional casters may be priced higher than the standard casters for your chair and the difference will be charged. Lower priced casters will not be credited.
- All casters are not appropriate for all flooring surfaces. Please consult with your sales representative or Global Customer Service representative for special situations that can be verified with the caster manufacturer. Alternative casters, if needed, may require an upcharge.
- \*Recommended for use on hard surface floors.

|   | MODEL # | MODEL NAME   |
|---|---------|--|
|    | 3G      | <b>3" cylinder</b><br>Soft Descent™ pneumatic lift cylinder with 3 inch travel range. This lift cannot be used on synchro-tilter (-0) and multi-tilter (-3) mechanisms due to operational interference with controls.  |
|    | 4F      | <b>Fixed height swivel spindle #4</b><br>Fixed height, swivel only. Seat height is determined by the spindle length which is preset at the factory and cannot be changed.  |
|    | 4L      | <b>4" cylinder, low rise</b><br>Soft Descent™ low rise, pneumatic lift cylinder with 4 inch travel range.  |
|    | 5F      | <b>Fixed height swivel spindle #5</b><br>Fixed height, swivel only. Seat height is determined by the spindle length which is preset at the factory and cannot be changed.  |
|    | 5L      | <b>5" cylinder, low rise</b><br>Soft Descent™ low rise, pneumatic lift cylinder with 5 inch travel range.  |
|  | 7G      | <b>7" cylinder</b><br>Soft Descent™ pneumatic lift cylinder with 7 inch travel range. Lift allows most users to sit at both desk and counter heights. Seats may be too tall for shorter users at desk height.  |
|  | 7R      | <b>7" cylinder with 20" Chrome footrest</b><br>Soft Descent™ pneumatic lift cylinder with 7 inch travel range and adjustable footrest. Lift allows most users to sit at both desk and counter heights. Seats may be too tall for shorter users at desk height (refer to cylinder chart on page 396).                                     |
|  | SC      | <b>Self-centering, height auto-return</b><br>Center and height return pneumatic lift cylinder with 2 inch travel range. Chair always swivels back to face the original direction so groups of chairs remain aligned. The seat height may be lowered by occupant, but chairs return to the maximum seat height when user exits the chair. |
|  | SH      | <b>Height auto-return, swivel</b><br>Height return pneumatic lift cylinder with 2 inch travel range. The seat height may be lowered by occupant, but chairs return to the maximum seat height when user exits the chair.   |
|  | SN      | <b>Height auto-return, non-swivel</b><br>Height return pneumatic lift cylinder with 2 inch travel range. The seat height may be lowered by occupant, but chairs return to the maximum seat height when user exits the chair. Lift does not swivel.   |

**CYLINDER NOTES:**

- All cylinders are not appropriate for all mechanisms. Please refer to the following chart for compatibility and effect on minimum seat height.
- For cylinder upcharges and replacement costs, please contact Customer Service.

# CYLINDER SELECTIONS






| SERIES            | CYLINDER  | STD | 3G    | 4L    | 4F   | 5L    | 5F   | 7G    | 7R    | SC    | SH    | SN    |
|-------------------|-----------|-----|-------|-------|------|-------|------|-------|-------|-------|-------|-------|
|                   | Mechanism |     |       |       |      |       |      |       |       |       |       |       |
| ACCORD            | -2        | 4L  | NA    | STD   | NA   | +1.5  | NA   | +1.0  | NA    | NA    | NA    | NA    |
|                   | -4        | 4G* | NA    | NA    | +0.5 | NA    | +1.0 | +1.0  | NA    | +1.5  | +1.5  | +1.5  |
| ASPEN             | -3        | 4L  | -0.75 | STD   | NA   | +1.5  | NA   | +2.0  | NA    | NA    | NA    | NA    |
| G1 ERGO SELECT    | -0        | 4L  | N/A   | STD   | NA   | +1.5  | NA   | NA    | NA    | NA    | NA    | NA    |
|                   | -3        | 4L  | N/A   | STD   | NA   | +1.5  | NA   | +2.0  | NA    | NA    | NA    | NA    |
|                   | -8        | 4L  | N/A   | STD   | NA   | +1.5  | NA   | +2.0  | NA    | NA    | NA    | NA    |
| G20               |           | 5L  | -2.25 | -1.5  | NA   | STD   | NA   | +1.0  | NA    | NA    | NA    | NA    |
| GRANADA DELUXE    | -2,-3     | 4L  | NA    | STD   | NA   | +1.5  | NA   | +2.0  | NA    | NA    | NA    | NA    |
|                   | -5        | 4L  | -0.75 | STD   | NA   | +1.5  | NA   | +2.0  | NA    | NA    | NA    | NA    |
| LOOVER            | -3        | 4L  | -0.75 | STD   | NA   | +1.5  | NA   | +2.0  | NA    | NA    | NA    | NA    |
|                   | -4        | 5L  | -2.25 | -1.5  | NA   | STD   | +1.0 | +1.0  | +1.0  | +1.75 | +1.75 | +1.75 |
|                   | -8        | 5L  | -2.25 | -1.5  | NA   | STD   | +1.0 | +1.0  | +1.0  | +2.0  | +2.0  | +2.0  |
| LURAY             | -2        | 4L  | NA    | STD   | NA   | +1.5  | NA   | NA    | NA    | NA    | NA    | NA    |
|                   | -4        | 5L  | NA    | -1.5  | +0.5 | STD   | +1.0 | +1.0  | NA    | +1.5  | +1.5  | +1.5  |
| MALAGA            | -1,-4     | 5L  | -2.25 | -1.5  | NA   | STD   | NA   | +1.0  | NA    | NA    | NA    | NA    |
|                   | -2,-3     | 5L  | NA    | -1.5  | NA   | STD   | NA   | +1.0  | NA    | NA    | NA    | NA    |
| NOVELLO           |           | 5L  | -2.25 | -1.5  | NA   | STD   | NA   | +1.0  | NA    | NA    | NA    | NA    |
| OBUSFORME COMFORT | -2,-3     | 4L  | NA    | STD   | NA   | +1.5  | NA   | +2.0  | NA    | NA    | NA    | NA    |
|                   | -5        | 4L  | -0.75 | STD   | NA   | +1.5  | NA   | NA    | NA    | NA    | NA    | NA    |
| PREFER            |           | 4G* | -1.75 | -1.25 | +0   | +0.25 | +1.0 | +0.75 | +0.75 | NA    | NA    | NA    |
| ROMA              |           | 4L* | -0.75 | STD   | NA   | +1.5  | +2.5 | +2.0  | NA    | +2.0  | +2.0  | +2.0  |
| SOFTCURVE LM      | -1        | 5L  | NA    | -1.5  | NA   | STD   | NA   | NA    | NA    | NA    | NA    | NA    |
|                   | -2,-3     | 4L  | NA    | STD   | NA   | +1.5  | NA   | NA    | NA    | NA    | NA    | NA    |
|                   | -4        | 5L  | NA    | -1.5  | NA   | STD   | +0.5 | NA    | NA    | +2.0  | +2.0  | +2.0  |
| SOLAR             |           | 4L* | NA    | NA    | +0.0 | NA    | +1.0 | NA    | NA    | NA    | NA    | NA    |
| SORA              | -8        | 4L  | -0.75 | STD   | NA   | +1.5  | NA   | +2.0  | +2.0  | NA    | NA    | NA    |
| SPREE             |           | 5L  | -2.25 | -1.5  | NA   | STD   | NA   | +1.0  | NA    | NA    | NA    | NA    |
| SUPRA-X           | -1,-4,-5  | 5L  | -2.25 | -1.5  | NA   | STD   | NA   | +1.0  | NA    | NA    | NA    | NA    |
|                   | -3        | 5L  | NA    | -1.5  | NA   | STD   | NA   | +1.0  | NA    | NA    | NA    | NA    |
| SYNOPSIS          | -3        | 5L  | NA    | -1.5  | NA   | STD   | NA   | +1.0  | NA    | NA    | NA    | NA    |
|                   | -4        | 5L  | -2.25 | -1.5  | NA   | STD   | +1.0 | +1.0  | NA    | +2.25 | +2.25 | +2.25 |
| TRIUMPH           | -3,-8     | 4L* | -0.75 | STD   | NA   | +1.5  | NA   | +2.0  | NA    | NA    | NA    | NA    |
| TRUFORM           | -0        | 5L  | NA    | -1.5  | NA   | STD   | NA   | NA    | NA    | NA    | NA    | NA    |
|                   | -3        | 5L  | NA    | -1.5  | NA   | STD   | NA   | +1.0  | NA    | NA    | NA    | NA    |
|                   | -1,-4,-5  | 5L  | NA    | -1.5  | NA   | STD   | NA   | +1.0  | NA    | NA    | NA    | NA    |
|                   | -8        | 5L  | -2.25 | -1.5  | NA   | STD   | NA   | +1.0  | NA    | NA    | NA    | NA    |
| VION              | -3        | 5L  | -2.25 | -1.5  | NA   | STD   | NA   | +1.0  | +1.0  | +1.75 | +1.75 | +1.5  |
|                   | -4        | 5L  | -2.25 | -1.5  | NA   | STD   | +1.0 | +1.0  | +1.0  | +1.0  | +1.0  | +1.5  |
|                   | -8        | 5L  | -2.25 | -1.5  | NA   | STD   | +0.5 | +1.0  | NA    | NA    | NA    | +1.5  |
| WEEV              | -3,-4,-8  | 5L  | -2.25 | -1.5  | NA   | STD   | NA   | +1.0  | NA    | NA    | NA    | NA    |

**NOTE:** CHART VALUES INDICATE CHANGE FROM STANDARD MINIMUM SEAT HEIGHT (IN INCHES).

3G AND 7G CYLINDERS ARE NOT AVAILABLE FOR USE WITH -0 SYNCHRO-TILT MECHANISM.

\*SPECIAL CYLINDER

# DUET AND POPCORN GLIDE SELECTIONS

| GLIDES   | SURFACE | CARPET | VINYL SHEET | LVT | VCT | RUBBER | CORK | HARDWOOD | LAMINATE | CERAMIC TILE, STONE | MARBLE, GRANITE | CONCRETE |
|--|---------|--------|-------------|-----|-----|--------|------|----------|----------|---------------------|-----------------|----------|
| <b>NO GLIDE (XG):</b> The plain Chrome sled based frame slides easily and silently over carpeted surfaces. Note: do not use in damp areas.   |         |        |             |     |     |        |      |          |          |                     |                 |          |
|   |         | ●      | NR          | NR  | NR  | ●      | NR   | NR       | NR       | NR                  | NR              | NR       |
| <b>CLEAR POLYCARBONATE GLIDE (CG):</b> The polycarbonate glide is easy to move over most flooring. It does not leave marks and it reduces noise on hard surfaces.                    |         |        |             |     |     |        |      |          |          |                     |                 |          |
|   |         | ●      | NR          | NR  | NR  | ●      | NR   | NR       | NR       | NR                  | NR              | ●        |
| <b>STAINLESS STEEL PAD ON POLYCARBONATE GLIDE (SG):</b> The stainless steel bottomed glide slides easily. It is extremely durable, reduces floor contact and noise on hard surfaces. |         |        |             |     |     |        |      |          |          |                     |                 |          |
|   |         | ●      | NR          | NR  | NR  | ●      | NR   | NR       | NR       | NR                  | NR              | NR       |
| <b>FELT PAD ON POLY CARBONATE GLIDE (FG):</b> The felt bottomed glide moves silently and smoothly on hard surface flooring. Helps to prevent floor damage.                           |         |        |             |     |     |        |      |          |          |                     |                 |          |
|   |         | NR     | ●           | ●   | ●   | NR     | ●    | NR       | ●        | NR                  | NR              | NR       |
| <b>RUBBER NO SLIP PAD ON POLY CARBONATE GLIDE (RG):</b> The rubber bottomed glide is slip-resistant. It grips flooring, reduces movement, scratching and eliminates noise.           |         |        |             |     |     |        |      |          |          |                     |                 |          |
|   |         | NR     | ●           | ●   | ●   | NR     | NR   | ●        | ●        | ●                   | ●               | NR       |

**NOTE:** THE ABOVE IS ONLY A GUIDELINE BASED ON CLEAN AND PROPERLY FINISHED FLOORS. GLIDES THAT ARE NOT RECOMMENDED FOR USE WILL NOT BE COVERED BY GLOBAL'S LIFETIME WARRANTY. SITE CONDITIONS CAN DRAMATICALLY AFFECT HOW APPROPRIATE A GLIDE IS FOR ANY APPLICATION. REGULAR INSPECTION OF GLIDES IS CRITICAL TO PREVENTING FLOOR DAMAGE. SEE DESCRIPTIONS BELOW.

● = BEST FOR APPLICATION

NR = OPTION NOT RECOMMENDED

|  |
|--|
| <b>NO GLIDE (XG):</b> The plain Chrome sled based frame slides easily and silently over carpeted surfaces. Note: do not use in damp areas.   |
| <b>CLEAR POLYCARBONATE GLIDE (CG):</b> The polycarbonate glide is easy to move over most flooring. It does not leave marks and it reduces noise on hard surfaces.                    |
| <b>STAINLESS STEEL PAD ON POLYCARBONATE GLIDE (SG):</b> The stainless steel bottomed glide slides easily. It is extremely durable, reduces floor contact and noise on hard surfaces. |
| <b>FELT PAD ON POLYCARBONATE GLIDE (FG):</b> The felt bottomed glide moves silently and smoothly on hard surface flooring. Helps to prevent floor damage.                            |
| <b>RUBBER NO SLIP PAD ON POLYCARBONATE GLIDE (RG):</b> The rubber bottomed glide is slip-resistant. It grips flooring, reduces movement, scratching and eliminates noise.            |



# specialty

Academic Task ..... 399

Industrial Clean Room ..... 410


Academic Arms + Casters ..... 421

Industrial Seating ..... 401

Industrial Anti-Microbial ..... 415

Industrial ESD ..... 406

Industrial Wipe Down ..... 418



**ACADEMIC TASK SEATING**



model S2237-6 (3N) Goal

**STANDARD FEATURES**

- Durable task seating designed to sustain years of use in educational and training room applications.
- The back bar is welded to the chair mechanism and the backrest is permanently fixed in height and angle.
- Standard with adjustable height T-arms with curved urethane armcaps (3N) in Black Only.
- All models are standard with a five-legged, injection molded base.
- Base and frame available in Black (BK) Only.
- C65 casters are standard.
- Vari-Width Adapter Plate (WA) (This is a Standard Feature for Granada models. An Option for Goal models. Add \$87. Available when chair is ordered with adjustable height arms. Allows each arm to move outward an additional 2" (for a total of 4" extra seat width) and locks with the use of an easy to maneuver lever.
- Check textile availability prior to specifying upholstery material.

**OPTIONAL FEATURES**

- See next page for additional arm options.
- Please see page 394 for additional caster options. Optional casters may be priced higher than the standard casters for your chair and the difference will be charged. Lower priced optional casters will not be credited.
- Vinyl Bumper Guard: This is a standard feature for Granada, Malaga, & Goal. As an option on ObusForme & Supra X. Add \$22. Available with back edge vinyl bumper guard option (VBG).
- Granada Models Only: Black base with chrome footring. Specify "B3". Add \$123.

| DESCRIPTION   | FEATURES   | MODEL#         | STANDARD TEXTILE GRADES   |            |          |                        |          |           |                        |          |      |      |      |      |  |  |
|---|--|----------------|---------------------------|------------|----------|------------------------|----------|-----------|------------------------|----------|------|------|------|------|--|--|
|   |  |                | 1                         | 2          | 3        | 4                      | 5        | 6         | 7                      | 8        | 9    | 10   | 11   | 12   |  |  |
| <br><b>LB Task w/3N Arms</b><br>COM Yardage: 1.5<br>Freight Class: 250<br>Product Weight (lbs.): 41<br>Cubic Feet Per Carton: 10.75               | <br><b>ADJUSTMENTS</b><br>(2) Pneumatic seat height<br>(6) Back Height<br>(8) Seat depth | <b>S2237-6</b> | 638                       | 699        | 740      | 805                    | 893      | 927       | 1007                   | 1160     | 1231 | 1370 | 1563 | 1804 |  |  |
|   |  |                | <b>OVERALL DIMENSIONS</b> |            |          | <b>SEAT DIMENSIONS</b> |          |           | <b>BACK DIMENSIONS</b> |          |      |      |      |      |  |  |
|   |  |                | <b>W</b>                  | <b>D</b>   | <b>H</b> | <b>W</b>               | <b>D</b> | <b>H</b>  | <b>W</b>               | <b>H</b> |      |      |      |      |  |  |
|   |  |                | 24                        | 23.5       | 37.5     | 20.5                   | 17       | 16-21     | 18.5                   | 19       |      |      |      |      |  |  |
|   |  |                | <b>RTA 2</b>              | <b>ups</b> |          |                        |          |           |                        |          |      |      |      |      |  |  |
| <br><b>LB Task Armless</b><br>COM Yardage: 1.50<br>Freight Class: 250<br>Product Weight (lbs.): 35<br>Cubic Feet Per Carton: 9                    | <br><b>ADJUSTMENTS</b><br>(2) Pneumatic seat height<br>(6) Back Height<br>(8) Seat depth | <b>S2239-6</b> | 506                       | 567        | 608      | 671                    | 764      | 795       | 875                    | 1028     | 1097 | 1240 | 1431 | 1674 |  |  |
|   |  |                | <b>OVERALL DIMENSIONS</b> |            |          | <b>SEAT DIMENSIONS</b> |          |           | <b>BACK DIMENSIONS</b> |          |      |      |      |      |  |  |
|   |  |                | <b>W</b>                  | <b>D</b>   | <b>H</b> | <b>W</b>               | <b>D</b> | <b>H</b>  | <b>W</b>               | <b>H</b> |      |      |      |      |  |  |
|   |  |                | 20                        | 23.5       | 37.5     | 20.5                   | 17       | 16-21     | 18.5                   | 19       |      |      |      |      |  |  |
|   |  |                | <b>RTA 2</b>              | <b>ups</b> |          |                        |          |           |                        |          |      |      |      |      |  |  |
| <br><b>LB Task Chair Armless/Plain Back</b><br>COM Yardage: 1.5<br>Freight Class: 250<br>Product Weight (lbs.): 34<br>Cubic Feet Per Carton: 9.75 | <br><b>ADJUSTMENTS</b><br>(2) Pneumatic seat height<br>(8) Seat depth                    | <b>S3254</b>   | 741                       | 804        | 845      | 908                    | 997      | 1031      | 1112                   | 1264     | 1334 | 1475 | 1670 | 1909 |  |  |
|   |  |                | <b>OVERALL DIMENSIONS</b> |            |          | <b>SEAT DIMENSIONS</b> |          |           | <b>BACK DIMENSIONS</b> |          |      |      |      |      |  |  |
|   |  |                | <b>W</b>                  | <b>D</b>   | <b>H</b> | <b>W</b>               | <b>D</b> | <b>H</b>  | <b>W</b>               | <b>H</b> |      |      |      |      |  |  |
|   |  |                | 20.5                      | 24.5       | 38       | 20.5                   | 18.5     | 16.5-21.5 | 19                     | 18.5     |      |      |      |      |  |  |
|   |  |                | <b>RTA 2</b>              | <b>ups</b> |          |                        |          |           |                        |          |      |      |      |      |  |  |

**EXPLANATION OF VARIOUS INDUSTRIAL APPLICATIONS**

This section presents only some of the possibilities that are available. Please contact your Sales Representative for additional information.



**50 - INDUSTRIAL**

Designed for heavier duty intensive environments such as those found in factories, assembly lines and dispatch offices. Seating features durable components including heavy gauge steel construction, chromed chip/corrosion/humidity resistant pneumatic lift cylinders and frames, heavy duty bases, weight activated interval safety casters for hard floors or encased levelling glides, wear resistant fabric or easy clean vinyl upholstery.



**52 - ELECTROSTATIC DISCHARGE (ESD)**

ESD seating is designed to assist in the protection of delicate electronic equipment from the discharge of static electricity. All components of these chairs are designed and manufactured using conductive materials including: special fabric, bases, "lightning bolt" casters, mechanisms, pneumatic lifts and footings. ESD seating is designed to be used in conjunction with personal wrist straps and ESD controlled floorings or ESD mats. All ESD seating products are tested to and meet the requirements of the ESD Association Standard Test Method ESD STM 12.1 - 1997 Section 5.3.



**56 - CLEAN ROOM (CLASS UL #1000)**

Class 1000 is the least intensive Clean Room classification used by hospital equipment suppliers and photo finishing/film companies. Workers here usually wear shop coats and gloves. Vinyl applied to the underside of the seat and vinyl or fabric upholstery are designed to prevent dust and other contaminants from entering the environment.



**62 - ANTI-MICROBIAL**

For hospital areas and labs that require furniture that minimizes bacterial and fungal growth and wipes up easily. Anti-microbial seating inhibits micro organism invasion and growth. Integrated filters allow fabric/vinyl to breathe. A Class 1000 cleanroom would not contain more than 1000 particles bigger than half a micron in a cubic foot of air.



**64 - WIPE DOWN**

Furniture designed for dry food manufacturers, hospitals and forensic labs requiring regular and immediate clean up of dust,dirt or powder. Upholstery of any kind is unacceptable here. Features include comfortable Black self-skinned polyurethane seats and backs, chip/corroionn/humidity resistant pneumatic lift cylinders and frames,safety casters or glides. Some "Wipe Down" products may also be available with ESD.

**FABRIC APPLICATION GRID**

| APPLICATION                                       | FABRIC/VINYL   |
|---|--|
| <b>50 - Industrial</b>                            | <b>Grade 1 (fabric):</b> Terrace, Waterfall<br><b>Grade 2 (fabric):</b> Imprint<br><b>Grade 2 (vinyl):</b> Allante FRee, Luxhide, MorCare™ Collection (Abbey, Arc, Aristo, Cinema, Nomad, Verve, Vitality) |
| <b>52 - Electrostatic Discharge (ESD)</b>         |  |
| <b>56 - Clean Room (Class UL #1000)</b>           | <b>Grade 2 (vinyl):</b> Allante FRee, Luxhide, MorCare™ Collection (Abbey, Arc, Aristo, Cinema, Nomad, Verve, Vitality)  |
| <b>62 - Anti-Microbial with Global UltraSeal™</b> | <b>Grade 2 (vinyl):</b> MorCare™ Collection (Abbey, Arc, Aristo, Cinema, Nomad, Verve, Vitality)   |
| <b>Wipe Down - 64</b>                             | No upholstery required, seats are molded self-skinned urethane (SSU) foam.   |

INDUSTRIAL SEATING

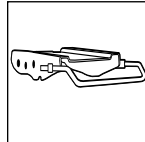


model 3212-50 (3N)

model 3288-50 (3N)



**50 - Industrial**  
Designed for heavy duty environments found in factories, assembly lines and dispatch offices. See page 416 for available fabrics.



**Multi-Depth Mechanism**  
Standard on Granada models. Allows seat to move forward and backward over a 2" range with 5 locking positions to provide a more shallow or deeper seat.


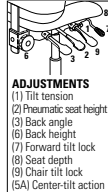

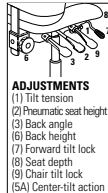

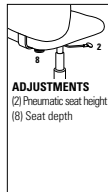
\* Images shown are for illustration purposes only.


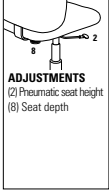

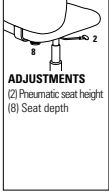

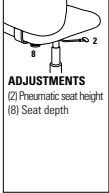

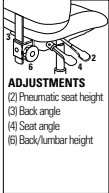

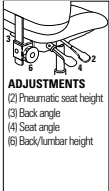
STANDARD FEATURES


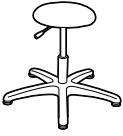
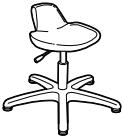



- \*Industrial models have a chrome back upright.
- Granada models feature a molded seat and contoured back with enhanced lumbar support.
- Standard with adjustable height T-arms with curved urethane armcaps (3N) in Black Only.
- Chrome chip/corrosion/humidity resistant pneumatic lift cylinders and frames.
- Chairs have a 5" chrome pneumatic cylinder, stools have a 10" chrome pneumatic cylinder.
- All chairs and stools have chrome back uprights.
- Clear protective back bumper (full surround) is standard on all models.
- Standard with a five-legged, heavy duty molded base in Black.
- **C10R** casters are standard on Granada models and Minotaur stools.
- Minotaur models are standard with a five-legged, heavy duty base with metal hub and **C7R** casters.
- Heavy Duty Bench Stools are standard with non-slip rubber glides.
- Check textile availability prior to specifying upholstery material.



OPTIONAL FEATURES


- See back of this section for additional arm or caster options.
- Optional casters may be priced higher than the standard casters for your chair and the difference will be charged. Lower priced optional casters will not be credited.


| DESCRIPTION  | FEATURES   | MODEL#  | STANDARD TEXTILE GRADES   |              |         |                        |      |           |                        |   |   |    |    |    |  |
|--|--|---|---------------------------|--------------|---------|------------------------|------|-----------|------------------------|---|---|----|----|----|--|
|  |  |   | 1                         | 2            | 3       | 4                      | 5    | 6         | 7                      | 8 | 9 | 10 | 11 | 12 |  |
| <br><b>LB Multi-Tilter</b><br>COM Yardage: 1.5<br>Freight Class: 150<br>Product Weight (lbs.): 52<br>Cubic Feet Per Carton: 13     | <br><b>ADJUSTMENTS</b><br>(1) Tilt tension<br>(2) Pneumatic seat height<br>(3) Back angle<br>(6) Back height<br>(7) Forward tilt lock<br>(8) Seat depth<br>(9) Chair tilt lock<br>(5A) Center-tilt action  | <b>Granada</b><br><br>Ergonomic Features:<br>A, B, C, D, E, F, G, H, M, N, Q, S | 3212-50                   | -            | 1809    | 1855                   | 1917 | 2011      | -                      | - | - | -  | -  | -  |  |
|  |  |   | <b>OVERALL DIMENSIONS</b> |              |         | <b>SEAT DIMENSIONS</b> |      |           | <b>BACK DIMENSIONS</b> |   |   |    |    |    |  |
|  |  |   | W                         | D            | H       | W                      | D    | H         | W                      | H |   |    |    |    |  |
|  | 25.5   | 24  | 40                        | 20.5         | 17-19.5 | 18-23                  | 19   | 17.5-21.5 |                        |   |   |    |    |    |  |
|  |  |   |                           | <b>RTA 2</b> |         |                        |      |           |                        |   |   |    |    |    |  |
| <br><b>HB Multi-Tilter</b><br>COM Yardage: 1.75<br>Freight Class: 250<br>Product Weight (lbs.): 55<br>Cubic Feet Per Carton: 15.5 | <br><b>ADJUSTMENTS</b><br>(1) Tilt tension<br>(2) Pneumatic seat height<br>(3) Back angle<br>(6) Back height<br>(7) Forward tilt lock<br>(8) Seat depth<br>(9) Chair tilt lock<br>(5A) Center-tilt action | <b>Granada</b><br><br>Ergonomic Features:<br>A, B, C, D, E, F, G, H, M, N, Q, S | 3217-50                   | -            | 1867    | 1931                   | 2014 | 2134      | -                      | - | - | -  | -  | -  |  |
|  |  |   | <b>OVERALL DIMENSIONS</b> |              |         | <b>SEAT DIMENSIONS</b> |      |           | <b>BACK DIMENSIONS</b> |   |   |    |    |    |  |
|  |  |   | W                         | D            | H       | W                      | D    | H         | W                      | H |   |    |    |    |  |
|  | 25.5   | 24.5  | 43                        | 20.5         | 17-19.5 | 18-23                  | 19   | 21.5-25.5 |                        |   |   |    |    |    |  |
|  |  |   |                           | <b>RTA 2</b> |         |                        |      |           |                        |   |   |    |    |    |  |
| <br><b>LB Task - Armless</b><br>COM Yardage: 1.5<br>Freight Class: 250<br>Product Weight (lbs.): 32<br>Cubic Feet Per Carton: 13  | <br><b>ADJUSTMENTS</b><br>(2) Pneumatic seat height<br>(8) Seat depth   | <b>Granada</b><br><br>Ergonomic Features:<br>C, E, M, N                         | 3254-50                   | -            | 1257    | 1303                   | 1367 | 1462      | -                      | - | - | -  | -  | -  |  |
|  |  |   | <b>OVERALL DIMENSIONS</b> |              |         | <b>SEAT DIMENSIONS</b> |      |           | <b>BACK DIMENSIONS</b> |   |   |    |    |    |  |
|  |  |   | W                         | D            | H       | W                      | D    | H         | W                      | H |   |    |    |    |  |
|  | 20.5   | 24  | 38                        | 20.5         | 17-19.5 | 17-22                  | 19   | 19        |                        |   |   |    |    |    |  |
|  |  |   |                           | <b>RTA 2</b> |         |                        |      |           |                        |   |   |    |    |    |  |


| DESCRIPTION   | FEATURES   | MODEL#  | STANDARD TEXTILE GRADES  |         |       |                    |         |      |                 |   |   |                 |    |    |                |   |      |      |      |      |   |   |   |      |      |    |      |         |       |    |         |  |                     |  |  |
|---|--|---|--|---------|-------|--------------------|---------|------|-----------------|---|---|-----------------|----|----|----------------|---|------|------|------|------|---|---|---|------|------|----|------|---------|-------|----|---------|--|---------------------|--|--|
|   |  |   | 1  | 2       | 3     | 4                  | 5       | 6    | 7               | 8 | 9 | 10              | 11 | 12 |                |   |      |      |      |      |   |   |   |      |      |    |      |         |       |    |         |  |                     |  |  |
|  <p><b>LB Task</b> - w/3N Arms<br/>COM Yardage: 1.5<br/>Freight Class: 250<br/>Product Weight (lbs.): 40<br/>Cubic Feet Per Carton: 13</p>             |  <p><b>ADJUSTMENTS</b><br/>(2) Pneumatic seat height<br/>(8) Seat depth</p>   | <p><b>Granada</b></p> <p>Ergonomic Features:<br/>C, E, M, N</p>             | <table border="1"> <tr> <td><b>3255-50</b></td> <td>-</td> <td>1439</td> <td>1485</td> <td>1552</td> <td>1641</td> <td>-</td> <td>-</td> <td>-</td> <td>-</td> <td>-</td> <td>-</td> <td>-</td> <td>-</td> </tr> </table>  |         |       |                    |         |      |                 |   |   |                 |    |    | <b>3255-50</b> | - | 1439 | 1485 | 1552 | 1641 | - | - | - | -    | -    | -  | -    | -       |       |    |         |  |                     |  |  |
|   |  |   | <b>3255-50</b>   | -       | 1439  | 1485               | 1552    | 1641 | -               | - | - | -               | -  | -  | -              | - |      |      |      |      |   |   |   |      |      |    |      |         |       |    |         |  |                     |  |  |
|   |  |   | <table border="1"> <tr> <th colspan="3">OVERALL DIMENSIONS</th> <th colspan="3">SEAT DIMENSIONS</th> <th colspan="3">BACK DIMENSIONS</th> </tr> <tr> <th>W</th> <th>D</th> <th>H</th> <th>W</th> <th>D</th> <th>H</th> <th>W</th> <th colspan="2">H</th> </tr> <tr> <td>25.5</td> <td>24</td> <td>38</td> <td>20.5</td> <td>17-19.5</td> <td>17-22</td> <td>19</td> <td colspan="2">19</td> </tr> </table>     |         |       | OVERALL DIMENSIONS |         |      | SEAT DIMENSIONS |   |   | BACK DIMENSIONS |    |    | W              | D | H    | W    | D    | H    | W | H |   | 25.5 | 24   | 38 | 20.5 | 17-19.5 | 17-22 | 19 | 19      |  | <p><b>RTA 2</b></p> |  |  |
|   |  |   | OVERALL DIMENSIONS   |         |       | SEAT DIMENSIONS    |         |      | BACK DIMENSIONS |   |   |                 |    |    |                |   |      |      |      |      |   |   |   |      |      |    |      |         |       |    |         |  |                     |  |  |
| W   | D  | H   | W  | D       | H     | W                  | H       |      |                 |   |   |                 |    |    |                |   |      |      |      |      |   |   |   |      |      |    |      |         |       |    |         |  |                     |  |  |
| 25.5  | 24   | 38  | 20.5   | 17-19.5 | 17-22 | 19                 | 19      |      |                 |   |   |                 |    |    |                |   |      |      |      |      |   |   |   |      |      |    |      |         |       |    |         |  |                     |  |  |
|  <p><b>Stool Task</b> - Armless<br/>COM Yardage: 1.5<br/>Freight Class: 250<br/>Product Weight (lbs.): 37<br/>Cubic Feet Per Carton: 13</p>            |  <p><b>ADJUSTMENTS</b><br/>(2) Pneumatic seat height<br/>(8) Seat depth</p>   | <p><b>Granada</b></p> <p>Ergonomic Features:<br/>C, E, M, N</p>             | <table border="1"> <tr> <td><b>3256-50</b></td> <td>-</td> <td>1447</td> <td>1494</td> <td>1557</td> <td>1649</td> <td>-</td> <td>-</td> <td>-</td> <td>-</td> <td>-</td> <td>-</td> <td>-</td> <td>-</td> </tr> </table>  |         |       |                    |         |      |                 |   |   |                 |    |    | <b>3256-50</b> | - | 1447 | 1494 | 1557 | 1649 | - | - | - | -    | -    | -  | -    | -       |       |    |         |  |                     |  |  |
|   |  |   | <b>3256-50</b>   | -       | 1447  | 1494               | 1557    | 1649 | -               | - | - | -               | -  | -  | -              | - |      |      |      |      |   |   |   |      |      |    |      |         |       |    |         |  |                     |  |  |
|   |  |   | <table border="1"> <tr> <th colspan="3">OVERALL DIMENSIONS</th> <th colspan="3">SEAT DIMENSIONS</th> <th colspan="3">BACK DIMENSIONS</th> </tr> <tr> <th>W</th> <th>D</th> <th>H</th> <th>W</th> <th>D</th> <th>H</th> <th>W</th> <th colspan="2">H</th> </tr> <tr> <td>20.5</td> <td>24</td> <td>48</td> <td>20.5</td> <td>17.5-19</td> <td>24-34</td> <td>19</td> <td colspan="2">19</td> </tr> </table>     |         |       | OVERALL DIMENSIONS |         |      | SEAT DIMENSIONS |   |   | BACK DIMENSIONS |    |    | W              | D | H    | W    | D    | H    | W | H |   | 20.5 | 24   | 48 | 20.5 | 17.5-19 | 24-34 | 19 | 19      |  | <p><b>RTA 2</b></p> |  |  |
|   |  |   | OVERALL DIMENSIONS   |         |       | SEAT DIMENSIONS    |         |      | BACK DIMENSIONS |   |   |                 |    |    |                |   |      |      |      |      |   |   |   |      |      |    |      |         |       |    |         |  |                     |  |  |
| W   | D  | H   | W  | D       | H     | W                  | H       |      |                 |   |   |                 |    |    |                |   |      |      |      |      |   |   |   |      |      |    |      |         |       |    |         |  |                     |  |  |
| 20.5  | 24   | 48  | 20.5   | 17.5-19 | 24-34 | 19                 | 19      |      |                 |   |   |                 |    |    |                |   |      |      |      |      |   |   |   |      |      |    |      |         |       |    |         |  |                     |  |  |
|  <p><b>Stool Task</b> - w/3N Arms<br/>COM Yardage: 1.5<br/>Freight Class: 250<br/>Product Weight (lbs.): 43<br/>Cubic Feet Per Carton: 15.75</p>      |  <p><b>ADJUSTMENTS</b><br/>(2) Pneumatic seat height<br/>(8) Seat depth</p>  | <p><b>Granada</b></p> <p>Ergonomic Features:<br/>C, E, H, M, N, Q</p>       | <table border="1"> <tr> <td><b>3257-50</b></td> <td>-</td> <td>1627</td> <td>1673</td> <td>1740</td> <td>1828</td> <td>-</td> <td>-</td> <td>-</td> <td>-</td> <td>-</td> <td>-</td> <td>-</td> <td>-</td> </tr> </table>  |         |       |                    |         |      |                 |   |   |                 |    |    | <b>3257-50</b> | - | 1627 | 1673 | 1740 | 1828 | - | - | - | -    | -    | -  | -    | -       |       |    |         |  |                     |  |  |
|   |  |   | <b>3257-50</b>   | -       | 1627  | 1673               | 1740    | 1828 | -               | - | - | -               | -  | -  | -              | - |      |      |      |      |   |   |   |      |      |    |      |         |       |    |         |  |                     |  |  |
|   |  |   | <table border="1"> <tr> <th colspan="3">OVERALL DIMENSIONS</th> <th colspan="3">SEAT DIMENSIONS</th> <th colspan="3">BACK DIMENSIONS</th> </tr> <tr> <th>W</th> <th>D</th> <th>H</th> <th>W</th> <th>D</th> <th>H</th> <th>W</th> <th colspan="2">H</th> </tr> <tr> <td>25.5</td> <td>24</td> <td>48</td> <td>20.5</td> <td>17.5-19</td> <td>24-34</td> <td>19</td> <td colspan="2">19</td> </tr> </table>     |         |       | OVERALL DIMENSIONS |         |      | SEAT DIMENSIONS |   |   | BACK DIMENSIONS |    |    | W              | D | H    | W    | D    | H    | W | H |   | 25.5 | 24   | 48 | 20.5 | 17.5-19 | 24-34 | 19 | 19      |  | <p><b>RTA 2</b></p> |  |  |
|   |  |   | OVERALL DIMENSIONS   |         |       | SEAT DIMENSIONS    |         |      | BACK DIMENSIONS |   |   |                 |    |    |                |   |      |      |      |      |   |   |   |      |      |    |      |         |       |    |         |  |                     |  |  |
| W   | D  | H   | W  | D       | H     | W                  | H       |      |                 |   |   |                 |    |    |                |   |      |      |      |      |   |   |   |      |      |    |      |         |       |    |         |  |                     |  |  |
| 25.5  | 24   | 48  | 20.5   | 17.5-19 | 24-34 | 19                 | 19      |      |                 |   |   |                 |    |    |                |   |      |      |      |      |   |   |   |      |      |    |      |         |       |    |         |  |                     |  |  |
|  <p><b>Stool Operator</b> - Armless<br/>COM Yardage: 1.5<br/>Freight Class: 250<br/>Product Weight (lbs.): 44<br/>Cubic Feet Per Carton: 13</p>      |  <p><b>ADJUSTMENTS</b><br/>(2) Pneumatic seat height<br/>(3) Back angle<br/>(4) Seat angle<br/>(6) Back/lumbar height</p> | <p><b>Granada</b></p> <p>Ergonomic Features:<br/>C, D, F, G, M, N</p>       | <table border="1"> <tr> <td><b>3278-50</b></td> <td>-</td> <td>1736</td> <td>1781</td> <td>1844</td> <td>1938</td> <td>-</td> <td>-</td> <td>-</td> <td>-</td> <td>-</td> <td>-</td> <td>-</td> <td>-</td> </tr> </table>  |         |       |                    |         |      |                 |   |   |                 |    |    | <b>3278-50</b> | - | 1736 | 1781 | 1844 | 1938 | - | - | - | -    | -    | -  | -    | -       |       |    |         |  |                     |  |  |
|   |  |   | <b>3278-50</b>   | -       | 1736  | 1781               | 1844    | 1938 | -               | - | - | -               | -  | -  | -              | - |      |      |      |      |   |   |   |      |      |    |      |         |       |    |         |  |                     |  |  |
|   |  |   | <table border="1"> <tr> <th colspan="3">OVERALL DIMENSIONS</th> <th colspan="3">SEAT DIMENSIONS</th> <th colspan="3">BACK DIMENSIONS</th> </tr> <tr> <th>W</th> <th>D</th> <th>H</th> <th>W</th> <th>D</th> <th>H</th> <th>W</th> <th colspan="2">H</th> </tr> <tr> <td>20.5</td> <td>23.5</td> <td>48</td> <td>20.5</td> <td>17.5</td> <td>24-34</td> <td>19</td> <td colspan="2">17.5-21</td> </tr> </table> |         |       | OVERALL DIMENSIONS |         |      | SEAT DIMENSIONS |   |   | BACK DIMENSIONS |    |    | W              | D | H    | W    | D    | H    | W | H |   | 20.5 | 23.5 | 48 | 20.5 | 17.5    | 24-34 | 19 | 17.5-21 |  | <p><b>RTA 2</b></p> |  |  |
|   |  |   | OVERALL DIMENSIONS   |         |       | SEAT DIMENSIONS    |         |      | BACK DIMENSIONS |   |   |                 |    |    |                |   |      |      |      |      |   |   |   |      |      |    |      |         |       |    |         |  |                     |  |  |
| W   | D  | H   | W  | D       | H     | W                  | H       |      |                 |   |   |                 |    |    |                |   |      |      |      |      |   |   |   |      |      |    |      |         |       |    |         |  |                     |  |  |
| 20.5  | 23.5   | 48  | 20.5   | 17.5    | 24-34 | 19                 | 17.5-21 |      |                 |   |   |                 |    |    |                |   |      |      |      |      |   |   |   |      |      |    |      |         |       |    |         |  |                     |  |  |
|  <p><b>Stool Operator</b> - w/3N Arms<br/>COM Yardage: 1.5<br/>Freight Class: 250<br/>Product Weight (lbs.): 52<br/>Cubic Feet Per Carton: 15.75</p> |  <p><b>ADJUSTMENTS</b><br/>(2) Pneumatic seat height<br/>(3) Back angle<br/>(4) Seat angle<br/>(6) Back/lumbar height</p> | <p><b>Granada</b></p> <p>Ergonomic Features:<br/>C, D, F, G, H, M, N, Q</p> | <table border="1"> <tr> <td><b>3288-50</b></td> <td>-</td> <td>1914</td> <td>1960</td> <td>2024</td> <td>2116</td> <td>-</td> <td>-</td> <td>-</td> <td>-</td> <td>-</td> <td>-</td> <td>-</td> <td>-</td> </tr> </table>  |         |       |                    |         |      |                 |   |   |                 |    |    | <b>3288-50</b> | - | 1914 | 1960 | 2024 | 2116 | - | - | - | -    | -    | -  | -    | -       |       |    |         |  |                     |  |  |
|   |  |   | <b>3288-50</b>   | -       | 1914  | 1960               | 2024    | 2116 | -               | - | - | -               | -  | -  | -              | - |      |      |      |      |   |   |   |      |      |    |      |         |       |    |         |  |                     |  |  |
|   |  |   | <table border="1"> <tr> <th colspan="3">OVERALL DIMENSIONS</th> <th colspan="3">SEAT DIMENSIONS</th> <th colspan="3">BACK DIMENSIONS</th> </tr> <tr> <th>W</th> <th>D</th> <th>H</th> <th>W</th> <th>D</th> <th>H</th> <th>W</th> <th colspan="2">H</th> </tr> <tr> <td>25.5</td> <td>23.5</td> <td>48</td> <td>20.5</td> <td>17.5</td> <td>24-34</td> <td>19</td> <td colspan="2">17.5-21</td> </tr> </table> |         |       | OVERALL DIMENSIONS |         |      | SEAT DIMENSIONS |   |   | BACK DIMENSIONS |    |    | W              | D | H    | W    | D    | H    | W | H |   | 25.5 | 23.5 | 48 | 20.5 | 17.5    | 24-34 | 19 | 17.5-21 |  | <p><b>RTA 2</b></p> |  |  |
|   |  |   | OVERALL DIMENSIONS   |         |       | SEAT DIMENSIONS    |         |      | BACK DIMENSIONS |   |   |                 |    |    |                |   |      |      |      |      |   |   |   |      |      |    |      |         |       |    |         |  |                     |  |  |
| W   | D  | H   | W  | D       | H     | W                  | H       |      |                 |   |   |                 |    |    |                |   |      |      |      |      |   |   |   |      |      |    |      |         |       |    |         |  |                     |  |  |
| 25.5  | 23.5   | 48  | 20.5   | 17.5    | 24-34 | 19                 | 17.5-21 |      |                 |   |   |                 |    |    |                |   |      |      |      |      |   |   |   |      |      |    |      |         |       |    |         |  |                     |  |  |

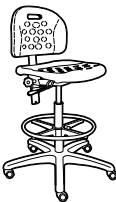
| DESCRIPTION  | FEATURES                                      | MODEL#                             | STANDARD TEXTILE GRADES   |      |                                 |     |           |                               |   |   |   |    |    |    |
|--|---|------------------------------------|---|------|---------------------------------|-----|-----------|-------------------------------|---|---|---|----|----|----|
|  |   |                                    | 1   | 2    | 3                               | 4   | 5         | 6                             | 7 | 8 | 9 | 10 | 11 | 12 |
|  <p><b>Minotaur - Work Stool</b><br/>COM Yardage: 0.75<br/>Freight Class: 300<br/>Product Weight (lbs.): 14<br/>Cubic Feet Per Carton: 9.75</p>           | 5" Pneumatic<br><br>Ergonomic Features:<br>C  | <b>9602-50</b>                     | -   | 664  | 689                             | 722 | 763       | -                             | - | - | - | -  | -  |    |
|  |   | <b>OVERALL DIMENSIONS</b><br>W D H |   |      | <b>SEAT DIMENSIONS</b><br>W D H |     |           | <b>BACK DIMENSIONS</b><br>W H |   |   |   |    |    |    |
|  |   | 14                                 | 14  | 17.5 | 14                              | -   | 15-20     | -                             | - |   |   |    |    |    |
|  |   | <b>RTA 00</b>                      |   |      |                                 |     |           |                               |   |   |   |    |    |    |
|  <p><b>Minotaur - Work Stool</b><br/>COM Yardage: 0.75<br/>Freight Class: 300<br/>Product Weight (lbs.): 16<br/>Cubic Feet Per Carton: 13</p>             | 10" Pneumatic<br><br>Ergonomic Features:<br>C | <b>9604-50</b>                     | -   | 756  | 781                             | 814 | 855       | -                             | - | - | - | -  | -  |    |
|  |   | <b>OVERALL DIMENSIONS</b><br>W D H |   |      | <b>SEAT DIMENSIONS</b><br>W D H |     |           | <b>BACK DIMENSIONS</b><br>W H |   |   |   |    |    |    |
|  |   | 14                                 | 14  | 26.5 | 14                              | -   | 21.5-31.5 | -                             | - |   |   |    |    |    |
|  |   | <b>RTA 00</b>                      |   |      |                                 |     |           |                               |   |   |   |    |    |    |
|  <p><b>Minotaur - Work Stool</b><br/>COM Yardage: N/A<br/>Freight Class: 300<br/>Product Weight (lbs.): 16<br/>Cubic Feet Per Carton: 13</p>             | 5" Pneumatic<br><br>Ergonomic Features:<br>C  | <b>9611-50</b>                     | 949   | -    | -                               | -   | -         | -                             | - | - | - | -  | -  |    |
|  |   | <b>OVERALL DIMENSIONS</b><br>W D H |   |      | <b>SEAT DIMENSIONS</b><br>W D H |     |           | <b>BACK DIMENSIONS</b><br>W H |   |   |   |    |    |    |
|  |   | 14                                 | 14  | 24.5 | 14                              | -   | 15-20     | -                             | - |   |   |    |    |    |
|  |   | <b>RTA 00</b>                      |   |      |                                 |     |           |                               |   |   |   |    |    |    |
|  <p><b>Minotaur - Work Stool</b><br/>COM Yardage: N/A<br/>Freight Class: 300<br/>Product Weight (lbs.): 18<br/>Cubic Feet Per Carton: 13</p>            | 10" Pneumatic<br><br>Ergonomic Features:<br>C | <b>9612-50</b>                     | 1016  | -    | -                               | -   | -         | -                             | - | - | - | -  | -  |    |
|  |   | <b>OVERALL DIMENSIONS</b><br>W D H |   |      | <b>SEAT DIMENSIONS</b><br>W D H |     |           | <b>BACK DIMENSIONS</b><br>W H |   |   |   |    |    |    |
|  |   | 14                                 | 14  | 31   | 14                              | -   | 21.5-31.5 | -                             | - |   |   |    |    |    |
|  |   | <b>RTA 00</b>                      |   |      |                                 |     |           |                               |   |   |   |    |    |    |
|  <p><b>Minotaur - Heavy Duty Work Stool</b><br/>COM Yardage: N/A<br/>Freight Class: 300<br/>Product Weight (lbs.): 18<br/>Cubic Feet Per Carton: 13</p> |   | <b>9624-50</b>                     | -   | 521  | 546                             | 579 | 620       | -                             | - | - | - | -  | -  |    |
|  |   | <b>OVERALL DIMENSIONS</b><br>W D H |   |      | <b>SEAT DIMENSIONS</b><br>W D H |     |           | <b>BACK DIMENSIONS</b><br>W H |   |   |   |    |    |    |
|  |   | 14                                 | 14  | 27.5 | 14                              | -   | 27.5      | -                             | - |   |   |    |    |    |
|  |   | <b>RTA 00</b>                      |  |      |                                 |     |           |                               |   |   |   |    |    |    |


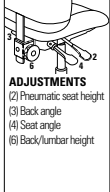

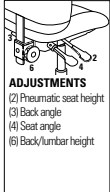
| DESCRIPTION  | FEATURES | MODEL#  | STANDARD TEXTILE GRADES   |      |     |                 |      |   |                 |   |   |    |    |    |   |
|--|----------|---------|---|------|-----|-----------------|------|---|-----------------|---|---|----|----|----|---|
|  |          |         | 1   | 2    | 3   | 4               | 5    | 6 | 7               | 8 | 9 | 10 | 11 | 12 |   |
|  <p><b>Minotaur - Heavy Duty Work Stool</b><br/>COM Yardage: 0.75<br/>Freight Class: 250<br/>Product Weight (lbs.): 19<br/>Cubic Feet Per Carton: 5.5</p> |          | 9632-50 | -   | 562  | 587 | 620             | 662  | - | -               | - | - | -  | -  | -  | - |
|  |          |         | OVERALL DIMENSIONS  |      |     | SEAT DIMENSIONS |      |   | BACK DIMENSIONS |   |   |    |    |    |   |
|  |          |         | W   | D    | H   | W               | D    | H | W               | H |   |    |    |    |   |
|  |          | 16      | 16  | 32.5 | 14  | -               | 32.5 | - | -               |   |   |    |    |    |   |
|  |          | RTA 00  |  |      |     |                 |      |   |                 |   |   |    |    |    |   |

| DESCRIPTION  | FEATURES  | MODEL#  | STANDARD TEXTILE GRADES |                    |    |         |                 |      |    |                 |   |    |    |    |   |
|--|---|---------|-------------------------|--------------------|----|---------|-----------------|------|----|-----------------|---|----|----|----|---|
|  |   |         | 1                       | 2                  | 3  | 4       | 5               | 6    | 7  | 8               | 9 | 10 | 11 | 12 |   |
|  <p><b>Minotaur - Work Stool Task</b><br/>COM Yardage: N/A<br/>Freight Class: 250<br/>Product Weight (lbs.): 26<br/>Cubic Feet Per Carton: 13</p> | 5" Pneumatic<br><br>Ergonomic Features:<br>C, E | 9662-50 | 1085                    | -                  | -  | -       | -               | -    | -  | -               | - | -  | -  | -  | - |
|  |   |         |                         | OVERALL DIMENSIONS |    |         | SEAT DIMENSIONS |      |    | BACK DIMENSIONS |   |    |    |    |   |
|  |   |         |                         | W                  | D  | H       | W               | D    | H  | W               | H |    |    |    |   |
|  |   | 18      | 21                      | 32                 | 18 | 16.5-19 | 14-19           | 16.5 | 16 |                 |   |    |    |    |   |
|  |   | RTA 2   |                         |                    |    |         |                 |      |    |                 |   |    |    |    |   |

| DESCRIPTION   | FEATURES   | MODEL#  | STANDARD TEXTILE GRADES |                    |    |         |                 |      |      |                 |   |    |    |    |   |
|---|--|---------|-------------------------|--------------------|----|---------|-----------------|------|------|-----------------|---|----|----|----|---|
|   |  |         | 1                       | 2                  | 3  | 4       | 5               | 6    | 7    | 8               | 9 | 10 | 11 | 12 |   |
|  <p><b>Minotaur - Work Stool Task</b><br/>COM Yardage: N/A<br/>Freight Class: 250<br/>Product Weight (lbs.): 33<br/>Cubic Feet Per Carton: 13</p> | 10" Pneumatic<br><br>Ergonomic Features:<br>C, E | 9663-50 | 1291                    | -                  | -  | -       | -               | -    | -    | -               | - | -  | -  | -  | - |
|   |  |         |                         | OVERALL DIMENSIONS |    |         | SEAT DIMENSIONS |      |      | BACK DIMENSIONS |   |    |    |    |   |
|   |  |         |                         | W                  | D  | H       | W               | D    | H    | W               | H |    |    |    |   |
|   |  | 18      | 20.5                    | 42                 | 18 | 16.5-19 | 20-30           | 16.5 | 16.5 |                 |   |    |    |    |   |
|   |  | RTA 2   |                         |                    |    |         |                 |      |      |                 |   |    |    |    |   |

| DESCRIPTION   | FEATURES  | MODEL#  | STANDARD TEXTILE GRADES |                    |    |    |                 |      |         |                 |   |    |    |    |   |
|---|---|---------|-------------------------|--------------------|----|----|-----------------|------|---------|-----------------|---|----|----|----|---|
|   |   |         | 1                       | 2                  | 3  | 4  | 5               | 6    | 7       | 8               | 9 | 10 | 11 | 12 |   |
|  <p><b>Minotaur - Stool Posture Task</b><br/>COM Yardage: N/A<br/>Freight Class: 250<br/>Product Weight (lbs.): 30<br/>Cubic Feet Per Carton: 13</p> | 5" Pneumatic<br><br>Ergonomic Features:<br>C, D | 9664-50 | 1223                    | -                  | -  | -  | -               | -    | -       | -               | - | -  | -  | -  | - |
|   |   |         |                         | OVERALL DIMENSIONS |    |    | SEAT DIMENSIONS |      |         | BACK DIMENSIONS |   |    |    |    |   |
|   |   |         |                         | W                  | D  | H  | W               | D    | H       | W               | H |    |    |    |   |
|   |   | 18      | 20                      | 32                 | 18 | 16 | 14-19           | 16.5 | 12.5-19 |                 |   |    |    |    |   |
|   |   | RTA 2   |                         |                    |    |    |                 |      |         |                 |   |    |    |    |   |

| DESCRIPTION   | FEATURES   | MODEL#  | STANDARD TEXTILE GRADES |                    |    |    |                 |      |         |                 |   |    |    |    |   |
|---|--|---------|-------------------------|--------------------|----|----|-----------------|------|---------|-----------------|---|----|----|----|---|
|   |  |         | 1                       | 2                  | 3  | 4  | 5               | 6    | 7       | 8               | 9 | 10 | 11 | 12 |   |
|  <p><b>Minotaur - Stool Posture Task</b><br/>COM Yardage: N/A<br/>Freight Class: 250<br/>Product Weight (lbs.): 33<br/>Cubic Feet Per Carton: 13</p> | 10" Pneumatic<br><br>Ergonomic Features:<br>C, D | 9665-50 | 1427                    | -                  | -  | -  | -               | -    | -       | -               | - | -  | -  | -  | - |
|   |  |         |                         | OVERALL DIMENSIONS |    |    | SEAT DIMENSIONS |      |         | BACK DIMENSIONS |   |    |    |    |   |
|   |  |         |                         | W                  | D  | H  | W               | D    | H       | W               | H |    |    |    |   |
|   |  | 18      | 20                      | 42                 | 39 | 16 | 20.5-30.5       | 16.5 | 12.5-19 |                 |   |    |    |    |   |
|   |  | RTA 2   |                         |                    |    |    |                 |      |         |                 |   |    |    |    |   |

| DESCRIPTION   | FEATURES   | MODEL#                    | STANDARD TEXTILE GRADES |          |                        |          |          |                        |          |   |   |    |    |    |
|---|--|---------------------------|-------------------------|----------|------------------------|----------|----------|------------------------|----------|---|---|----|----|----|
|   |  |                           | 1                       | 2        | 3                      | 4        | 5        | 6                      | 7        | 8 | 9 | 10 | 11 | 12 |
|  <p><b>Minotaur - Stool Operator</b><br/>                     COM Yardage: N/A<br/>                     Freight Class: 250<br/>                     Product Weight (lbs.): 34<br/>                     Cubic Feet Per Carton: 13</p> |  <p><b>ADJUSTMENTS</b><br/>                     (2) Pneumatic seat height<br/>                     (3) Back angle<br/>                     (4) Seat angle<br/>                     (6) Back/lumbar height</p> | 9666-50                   | 1411                    | -        | -                      | -        | -        | -                      | -        | - | - | -  | -  | -  |
|   |  | <b>OVERALL DIMENSIONS</b> |                         |          | <b>SEAT DIMENSIONS</b> |          |          | <b>BACK DIMENSIONS</b> |          |   |   |    |    |    |
|   |  | <b>W</b>                  | <b>D</b>                | <b>H</b> | <b>W</b>               | <b>D</b> | <b>H</b> | <b>W</b>               | <b>H</b> |   |   |    |    |    |
|   |  | 18                        | 20.5                    | 32       | 18                     | 17       | 15-20    | 16.5                   | 12.5-19  |   |   |    |    |    |
|   |  | <b>RTA 2</b>              |                         |          |                        |          |          |                        |          |   |   |    |    |    |
|  <p><b>Minotaur - Stool Operator</b><br/>                     COM Yardage: N/A<br/>                     Freight Class: 250<br/>                     Product Weight (lbs.): 35<br/>                     Cubic Feet Per Carton: 13</p> |  <p><b>ADJUSTMENTS</b><br/>                     (2) Pneumatic seat height<br/>                     (3) Back angle<br/>                     (4) Seat angle<br/>                     (6) Back/lumbar height</p> | 9667-50                   | 1618                    | -        | -                      | -        | -        | -                      | -        | - | - | -  | -  |    |
|   |  | <b>OVERALL DIMENSIONS</b> |                         |          | <b>SEAT DIMENSIONS</b> |          |          | <b>BACK DIMENSIONS</b> |          |   |   |    |    |    |
|   |  | <b>W</b>                  | <b>D</b>                | <b>H</b> | <b>W</b>               | <b>D</b> | <b>H</b> | <b>W</b>               | <b>H</b> |   |   |    |    |    |
|   |  | 18                        | 20.5                    | 42       | 18                     | 17       | 21-31    | 16.5                   | 12.5-19  |   |   |    |    |    |
|   |  | <b>RTA 2</b>              |                         |          |                        |          |          |                        |          |   |   |    |    |    |



ESD SEATING



model 3256-52

model 9667-52 (C42)



**52 - Electrostatic Discharge (ESD)**  
Designed to direct static electricity away from delicate equipment, electronic components or volatile chemicals.

\* Images shown are for illustration purposes only.


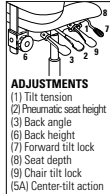

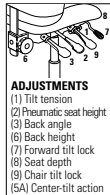

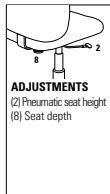
STANDARD FEATURES


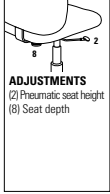

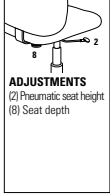

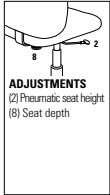

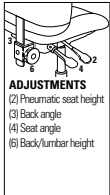

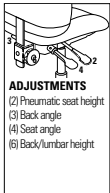
- \*ESD models have a polished aluminum base.
- Use of an ESD chair does not guarantee the dissipation of static electricity. Other products (that may include an ESD chair mat, etc.) as part of an ESD design or system may be necessary depending on the specific situation.
- Granada models feature a molded seat and contoured back with enhanced lumbar support.
- Granada models are standard with fixed height T-arms with upholstered kidney shaped armcaps **(Z2)**, in Chrome.
- No other conductive arms are available.
- Chrome chip/corrosion/humidity resistant pneumatic lift cylinders and frames.
- Chairs have a 5" chrome pneumatic cylinder, stools have a 10" chrome pneumatic cylinder.
- All chairs and stools have chrome back uprights and frames.
- Clear protective back bumper (full surround) is standard on all models.
- Check textile availability prior to specifying upholstery material.


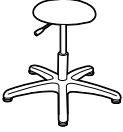
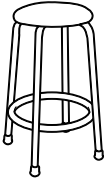

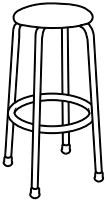


- Standard with a five-legged, polished aluminum base.
- **C38R** casters are standard. These casters are suitable for hard surface flooring. Not Available on models 9601-52 and 9604-52.
- For models 9601-52 and 9604-52 a polished aluminum base with **C42 ESD** Glides are standard.
- All Work Stools and Heavy Duty Bench Stools have chrome frames.
- Work stools are shipped fully set-up.



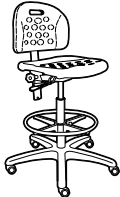

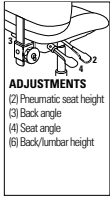

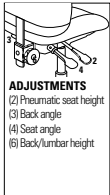
OPTIONAL FEATURES

- See back of this section for additional arm or caster options.
- Optional casters may be priced higher than the standard casters for your chair and the difference will be charged. Lower priced optional casters will not be credited.

| DESCRIPTION   | FEATURES   | MODEL#  | STANDARD TEXTILE GRADES  |   |   |      |   |      |      |      |    |  |    |    |         |   |   |      |         |       |  |   |   |   |   |    |           |   |
|---|--|---|--|---|---|------|---|------|------|------|----|--|----|----|---------|---|---|------|---------|-------|--|---|---|---|---|----|-----------|---|
|   |  |   | 1  | 2 | 3 | 4    | 5 | 6    | 7    | 8    | 9  | 10   | 11 | 12 |         |   |   |      |         |       |  |   |   |   |   |    |           |   |
|  <p><b>LB Multi-Tilter</b><br/>COM Yardage: 1.5<br/>Freight Class: 250<br/>Product Weight (lbs.): 250<br/>Cubic Feet Per Carton: 13</p>   |  <p><b>ADJUSTMENTS</b><br/>(1) Tilt tension<br/>(2) Pneumatic seat height<br/>(3) Back angle<br/>(6) Back height<br/>(7) Forward tilt lock<br/>(8) Seat depth<br/>(9) Chair tilt lock<br/>(5A) Center-tilt action</p>  | <p><b>Granada</b></p> <p>Ergonomic Features:<br/>A, B, C, D, E, F, G, H, M, N, Q, S</p> | <table border="1"> <tr> <td>3212-52</td> <td>-</td> <td>-</td> <td>2084</td> <td>-</td> <td>2241</td> <td>-</td> <td>-</td> <td>-</td> <td>-</td> <td>-</td> <td>-</td> <td>-</td> <td>-</td> </tr> </table> |   |   |      |   |      |      |      |    |  |    |    | 3212-52 | - | - | 2084 | -       | 2241  | -  | - | - | - | - | -  | -         | - |
|   |  |   | 3212-52  | - | - | 2084 | - | 2241 | -    | -    | -  | -  | -  | -  | -       | - |   |      |         |       |  |   |   |   |   |    |           |   |
|   |  |   | <p><b>OVERALL DIMENSIONS</b></p> <table border="1"> <tr> <th>W</th> <th>D</th> <th>H</th> </tr> <tr> <td>26.5</td> <td>24</td> <td>40</td> </tr> </table>  |   |   | W    | D | H    | 26.5 | 24   | 40 | <p><b>SEAT DIMENSIONS</b></p> <table border="1"> <tr> <th>W</th> <th>D</th> <th>H</th> </tr> <tr> <td>20.5</td> <td>17-19.5</td> <td>18-23</td> </tr> </table> |    |    | W       | D | H | 20.5 | 17-19.5 | 18-23 | <p><b>BACK DIMENSIONS</b></p> <table border="1"> <tr> <th>W</th> <th>H</th> </tr> <tr> <td>19</td> <td>17.5-21.5</td> </tr> </table> |   |   | W | H | 19 | 17.5-21.5 |   |
| W   | D  | H   |  |   |   |      |   |      |      |      |    |  |    |    |         |   |   |      |         |       |  |   |   |   |   |    |           |   |
| 26.5  | 24   | 40  |  |   |   |      |   |      |      |      |    |  |    |    |         |   |   |      |         |       |  |   |   |   |   |    |           |   |
| W   | D  | H   |  |   |   |      |   |      |      |      |    |  |    |    |         |   |   |      |         |       |  |   |   |   |   |    |           |   |
| 20.5  | 17-19.5  | 18-23   |  |   |   |      |   |      |      |      |    |  |    |    |         |   |   |      |         |       |  |   |   |   |   |    |           |   |
| W   | H  |   |  |   |   |      |   |      |      |      |    |  |    |    |         |   |   |      |         |       |  |   |   |   |   |    |           |   |
| 19  | 17.5-21.5  |   |  |   |   |      |   |      |      |      |    |  |    |    |         |   |   |      |         |       |  |   |   |   |   |    |           |   |
| <p><b>RTA 2</b></p>   |  |   |  |   |   |      |   |      |      |      |    |  |    |    |         |   |   |      |         |       |  |   |   |   |   |    |           |   |
|  <p><b>HB Multi-Tilter</b><br/>COM Yardage: 1.75<br/>Freight Class: 150<br/>Product Weight (lbs.): 57<br/>Cubic Feet Per Carton: 13</p>  |  <p><b>ADJUSTMENTS</b><br/>(1) Tilt tension<br/>(2) Pneumatic seat height<br/>(3) Back angle<br/>(6) Back height<br/>(7) Forward tilt lock<br/>(8) Seat depth<br/>(9) Chair tilt lock<br/>(5A) Center-tilt action</p> | <p><b>Granada</b></p> <p>Ergonomic Features:<br/>A, B, C, D, E, F, G, H, M, N, Q, S</p> | <table border="1"> <tr> <td>3217-52</td> <td>-</td> <td>-</td> <td>2143</td> <td>-</td> <td>2352</td> <td>-</td> <td>-</td> <td>-</td> <td>-</td> <td>-</td> <td>-</td> <td>-</td> <td>-</td> </tr> </table> |   |   |      |   |      |      |      |    |  |    |    | 3217-52 | - | - | 2143 | -       | 2352  | -  | - | - | - | - | -  | -         | - |
|   |  |   | 3217-52  | - | - | 2143 | - | 2352 | -    | -    | -  | -  | -  | -  | -       | - |   |      |         |       |  |   |   |   |   |    |           |   |
|   |  |   | <p><b>OVERALL DIMENSIONS</b></p> <table border="1"> <tr> <th>W</th> <th>D</th> <th>H</th> </tr> <tr> <td>26.5</td> <td>24.5</td> <td>43</td> </tr> </table>  |   |   | W    | D | H    | 26.5 | 24.5 | 43 | <p><b>SEAT DIMENSIONS</b></p> <table border="1"> <tr> <th>W</th> <th>D</th> <th>H</th> </tr> <tr> <td>20.5</td> <td>17-19.5</td> <td>18-23</td> </tr> </table> |    |    | W       | D | H | 20.5 | 17-19.5 | 18-23 | <p><b>BACK DIMENSIONS</b></p> <table border="1"> <tr> <th>W</th> <th>H</th> </tr> <tr> <td>19</td> <td>21.5-25.5</td> </tr> </table> |   |   | W | H | 19 | 21.5-25.5 |   |
| W   | D  | H   |  |   |   |      |   |      |      |      |    |  |    |    |         |   |   |      |         |       |  |   |   |   |   |    |           |   |
| 26.5  | 24.5   | 43  |  |   |   |      |   |      |      |      |    |  |    |    |         |   |   |      |         |       |  |   |   |   |   |    |           |   |
| W   | D  | H   |  |   |   |      |   |      |      |      |    |  |    |    |         |   |   |      |         |       |  |   |   |   |   |    |           |   |
| 20.5  | 17-19.5  | 18-23   |  |   |   |      |   |      |      |      |    |  |    |    |         |   |   |      |         |       |  |   |   |   |   |    |           |   |
| W   | H  |   |  |   |   |      |   |      |      |      |    |  |    |    |         |   |   |      |         |       |  |   |   |   |   |    |           |   |
| 19  | 21.5-25.5  |   |  |   |   |      |   |      |      |      |    |  |    |    |         |   |   |      |         |       |  |   |   |   |   |    |           |   |
| <p><b>RTA 2</b></p>   |  |   |  |   |   |      |   |      |      |      |    |  |    |    |         |   |   |      |         |       |  |   |   |   |   |    |           |   |
|  <p><b>LB Task - Armless</b><br/>COM Yardage: 1.5<br/>Freight Class: 250<br/>Product Weight (lbs.): 34<br/>Cubic Feet Per Carton: 13</p> |  <p><b>ADJUSTMENTS</b><br/>(2) Pneumatic seat height<br/>(8) Seat depth</p>   | <p><b>Granada</b></p> <p>Ergonomic Features:<br/>C, E, M, N</p>                         | <table border="1"> <tr> <td>3254-52</td> <td>-</td> <td>-</td> <td>1530</td> <td>-</td> <td>1690</td> <td>-</td> <td>-</td> <td>-</td> <td>-</td> <td>-</td> <td>-</td> <td>-</td> <td>-</td> </tr> </table> |   |   |      |   |      |      |      |    |  |    |    | 3254-52 | - | - | 1530 | -       | 1690  | -  | - | - | - | - | -  | -         | - |
|   |  |   | 3254-52  | - | - | 1530 | - | 1690 | -    | -    | -  | -  | -  | -  | -       | - |   |      |         |       |  |   |   |   |   |    |           |   |
|   |  |   | <p><b>OVERALL DIMENSIONS</b></p> <table border="1"> <tr> <th>W</th> <th>D</th> <th>H</th> </tr> <tr> <td>20.5</td> <td>24</td> <td>38</td> </tr> </table>  |   |   | W    | D | H    | 20.5 | 24   | 38 | <p><b>SEAT DIMENSIONS</b></p> <table border="1"> <tr> <th>W</th> <th>D</th> <th>H</th> </tr> <tr> <td>20.5</td> <td>17.5-19</td> <td>17-22</td> </tr> </table> |    |    | W       | D | H | 20.5 | 17.5-19 | 17-22 | <p><b>BACK DIMENSIONS</b></p> <table border="1"> <tr> <th>W</th> <th>H</th> </tr> <tr> <td>19</td> <td>19</td> </tr> </table>        |   |   | W | H | 19 | 19        |   |
| W   | D  | H   |  |   |   |      |   |      |      |      |    |  |    |    |         |   |   |      |         |       |  |   |   |   |   |    |           |   |
| 20.5  | 24   | 38  |  |   |   |      |   |      |      |      |    |  |    |    |         |   |   |      |         |       |  |   |   |   |   |    |           |   |
| W   | D  | H   |  |   |   |      |   |      |      |      |    |  |    |    |         |   |   |      |         |       |  |   |   |   |   |    |           |   |
| 20.5  | 17.5-19  | 17-22   |  |   |   |      |   |      |      |      |    |  |    |    |         |   |   |      |         |       |  |   |   |   |   |    |           |   |
| W   | H  |   |  |   |   |      |   |      |      |      |    |  |    |    |         |   |   |      |         |       |  |   |   |   |   |    |           |   |
| 19  | 19   |   |  |   |   |      |   |      |      |      |    |  |    |    |         |   |   |      |         |       |  |   |   |   |   |    |           |   |
| <p><b>RTA 2</b></p>   |  |   |  |   |   |      |   |      |      |      |    |  |    |    |         |   |   |      |         |       |  |   |   |   |   |    |           |   |

| DESCRIPTION   | FEATURES   | MODEL#   | STANDARD TEXTILE GRADES  |                       |                           |                        |          |                        |                        |           |                        |          |    |    |  |  |
|---|--|--|--|-----------------------|---------------------------|------------------------|----------|------------------------|------------------------|-----------|------------------------|----------|----|----|--|--|
|   |  |  | 1  | 2                     | 3                         | 4                      | 5        | 6                      | 7                      | 8         | 9                      | 10       | 11 | 12 |  |  |
|  <p><b>LB Task - w/ZZ Arms</b><br/>COM Yardage: 1.5<br/>Freight Class: 250<br/>Product Weight (lbs.): 42<br/>Cubic Feet Per Carton: 13</p> |  <p><b>ADJUSTMENTS</b><br/>(2) Pneumatic seat height<br/>(8) Seat depth</p> | <p><b>3255-52</b></p>  | -  | -                     | \$1711                    | -                      | \$1873   | -                      | -                      | -         | -                      | -        | -  |    |  |  |
|   |  |  | <b>OVERALL DIMENSIONS</b>  |                       |                           | <b>SEAT DIMENSIONS</b> |          |                        | <b>BACK DIMENSIONS</b> |           |                        |          |    |    |  |  |
|   |  |  | <b>W</b>   | <b>D</b>              | <b>H</b>                  | <b>W</b>               | <b>D</b> | <b>H</b>               | <b>W</b>               | <b>H</b>  |                        |          |    |    |  |  |
|   |  |  | 26.5   | 24                    | 38                        | 20.5                   | 17.5-19  | 17-22                  | 19                     | 19        |                        |          |    |    |  |  |
| <p><b>Granada</b></p> <p>Ergonomic Features:<br/>C, E, M, N</p>   | <p><b>RTA 2</b></p>  |  |  |                       |                           |                        |          |                        |                        |           |                        |          |    |    |  |  |
|   |  |  <p><b>Stool Task - Armless</b><br/>COM Yardage: 1.5<br/>Freight Class: 250<br/>Product Weight (lbs.): 39<br/>Cubic Feet Per Carton: 13</p>       |  <p><b>ADJUSTMENTS</b><br/>(2) Pneumatic seat height<br/>(8) Seat depth</p>   | <p><b>3256-52</b></p> | -                         | -                      | \$1720   | -                      | \$1879                 | -         | -                      | -        | -  | -  |  |  |
|   |  |  |  |                       | <b>OVERALL DIMENSIONS</b> |                        |          | <b>SEAT DIMENSIONS</b> |                        |           | <b>BACK DIMENSIONS</b> |          |    |    |  |  |
|   |  |  |  |                       | <b>W</b>                  | <b>D</b>               | <b>H</b> | <b>W</b>               | <b>D</b>               | <b>H</b>  | <b>W</b>               | <b>H</b> |    |    |  |  |
| 20.5  | 24   |  |  |                       | 48                        | 20.5                   | 17.5-19  | 24-34                  | 19                     | 19        |                        |          |    |    |  |  |
| <p><b>Granada</b></p> <p>Ergonomic Features:<br/>C, E, M, N</p>   | <p><b>RTA 2</b></p>  |  |  |                       |                           |                        |          |                        |                        |           |                        |          |    |    |  |  |
|   |  |  <p><b>Stool Task</b><br/>COM Yardage: 1.50<br/>Freight Class: 250<br/>Product Weight (lbs.): 45<br/>Cubic Feet Per Carton: 15.50</p>            |  <p><b>ADJUSTMENTS</b><br/>(2) Pneumatic seat height<br/>(8) Seat depth</p>  | <p><b>3257-52</b></p> | -                         | -                      | \$1983   | -                      | \$2142                 | -         | -                      | -        | -  | -  |  |  |
|   |  |  |  |                       | <b>OVERALL DIMENSIONS</b> |                        |          | <b>SEAT DIMENSIONS</b> |                        |           | <b>BACK DIMENSIONS</b> |          |    |    |  |  |
|   |  |  |  |                       | <b>W</b>                  | <b>D</b>               | <b>H</b> | <b>W</b>               | <b>D</b>               | <b>H</b>  | <b>W</b>               | <b>H</b> |    |    |  |  |
| 25.5  | 24   |  |  |                       | 48                        | 20.5                   | 17.5-19  | 24-34                  | 19                     | 19        |                        |          |    |    |  |  |
| <p><b>Granada</b></p> <p>Ergonomic Features:<br/>C, E, H, M, N, Q</p>   | <p><b>RTA 2</b></p>  |  |  |                       |                           |                        |          |                        |                        |           |                        |          |    |    |  |  |
|   |  |  <p><b>Stool Operator - Armless</b><br/>COM Yardage: 1.5<br/>Freight Class: 250<br/>Product Weight (lbs.): 46<br/>Cubic Feet Per Carton: 13</p> |  <p><b>ADJUSTMENTS</b><br/>(2) Pneumatic seat height<br/>(3) Back angle<br/>(4) Seat angle<br/>(6) Back/lumbar height</p> | <p><b>3278-52</b></p> | -                         | -                      | \$2009   | -                      | \$2167                 | -         | -                      | -        | -  | -  |  |  |
|   |  |  |  |                       | <b>OVERALL DIMENSIONS</b> |                        |          | <b>SEAT DIMENSIONS</b> |                        |           | <b>BACK DIMENSIONS</b> |          |    |    |  |  |
|   |  |  |  |                       | <b>W</b>                  | <b>D</b>               | <b>H</b> | <b>W</b>               | <b>D</b>               | <b>H</b>  | <b>W</b>               | <b>H</b> |    |    |  |  |
| 20.5  | 23.5   |  |  |                       | 48                        | 20.5                   | 17.5     | 24-34                  | 19                     | 17.5-21.5 |                        |          |    |    |  |  |
| <p><b>Granada</b></p> <p>Ergonomic Features:<br/>C, D, F, G, M, N</p>   | <p><b>RTA 2</b></p>  |  |  |                       |                           |                        |          |                        |                        |           |                        |          |    |    |  |  |
|   |  |  <p><b>Stool Operator</b><br/>COM Yardage: 1.5<br/>Freight Class: 250<br/>Product Weight (lbs.): 54<br/>Cubic Feet Per Carton: 15.75</p>        |  <p><b>ADJUSTMENTS</b><br/>(2) Pneumatic seat height<br/>(3) Back angle<br/>(4) Seat angle<br/>(6) Back/lumbar height</p> | <p><b>3288-52</b></p> | -                         | -                      | \$2187   | -                      | \$2344                 | -         | -                      | -        | -  | -  |  |  |
|   |  |  |  |                       | <b>OVERALL DIMENSIONS</b> |                        |          | <b>SEAT DIMENSIONS</b> |                        |           | <b>BACK DIMENSIONS</b> |          |    |    |  |  |
|   |  |  |  |                       | <b>W</b>                  | <b>D</b>               | <b>H</b> | <b>W</b>               | <b>D</b>               | <b>H</b>  | <b>W</b>               | <b>H</b> |    |    |  |  |
| 26.5  | 23.5   |  |  |                       | 48                        | 20.5                   | 17.5     | 24-34                  | 19                     | 17.5-21.5 |                        |          |    |    |  |  |
| <p><b>Granada</b></p> <p>Ergonomic Features:<br/>C, D, F, G, H, M, N, Q</p>   | <p><b>RTA 2</b></p>  |  |  |                       |                           |                        |          |                        |                        |           |                        |          |    |    |  |  |

| DESCRIPTION  | FEATURES  | MODEL#                    | STANDARD TEXTILE GRADES |   |                        |          |           |                        |          |   |   |    |    |    |  |
|--|---|---------------------------|-------------------------|---|------------------------|----------|-----------|------------------------|----------|---|---|----|----|----|--|
|  |   |                           | 1                       | 2   | 3                      | 4        | 5         | 6                      | 7        | 8 | 9 | 10 | 11 | 12 |  |
|  <p><b>Minotaur - Work Stool</b><br/>COM Yardage: 0.75<br/>Freight Class: 250<br/>Product Weight (lbs.): 14<br/>Cubic Feet Per Carton: 6.75</p>             | 5" Pneumatic<br><br>Ergonomic Features:<br>C    | <b>9602-52</b>            | \$881                   | -   | -                      | -        | -         | -                      | -        | - | - | -  | -  | -  |  |
|  |   | <b>OVERALL DIMENSIONS</b> |                         |   | <b>SEAT DIMENSIONS</b> |          |           | <b>BACK DIMENSIONS</b> |          |   |   |    |    |    |  |
|  |   | <b>W</b>                  | <b>D</b>                | <b>H</b>  | <b>W</b>               | <b>D</b> | <b>H</b>  | <b>W</b>               | <b>H</b> |   |   |    |    |    |  |
|  |   | 14                        | 14                      | 17.5  | 14                     | -        | 15-20     | -                      | -        |   |   |    |    |    |  |
|  |   |                           | <b>RTA 00</b>           |   |                        |          |           |                        |          |   |   |    |    |    |  |
|  <p><b>Minotaur - Work Stool</b><br/>COM Yardage: 0.75<br/>Freight Class: 300<br/>Product Weight (lbs.): 16<br/>Cubic Feet Per Carton: 13</p>               | 10" Pneumatic<br><br>Ergonomic Features:<br>C   | <b>9604-52</b>            | \$949                   | -   | -                      | -        | -         | -                      | -        | - | - | -  | -  | -  |  |
|  |   | <b>OVERALL DIMENSIONS</b> |                         |   | <b>SEAT DIMENSIONS</b> |          |           | <b>BACK DIMENSIONS</b> |          |   |   |    |    |    |  |
|  |   | <b>W</b>                  | <b>D</b>                | <b>H</b>  | <b>W</b>               | <b>D</b> | <b>H</b>  | <b>W</b>               | <b>H</b> |   |   |    |    |    |  |
|  |   | 14                        | 14                      | 26.5  | 14                     | -        | 21.5-31.5 | -                      | -        |   |   |    |    |    |  |
|  |   |                           | <b>RTA 00</b>           |   |                        |          |           |                        |          |   |   |    |    |    |  |
|  <p><b>Minotaur - Heavy Duty Work Stool</b><br/>COM Yardage: 0.75<br/>Freight Class: 250<br/>Product Weight (lbs.): 17<br/>Cubic Feet Per Carton: 5.5</p>  |   | <b>9624-52</b>            | \$766                   | -   | -                      | -        | -         | -                      | -        | - | - | -  | -  | -  |  |
|  |   | <b>OVERALL DIMENSIONS</b> |                         |   | <b>SEAT DIMENSIONS</b> |          |           | <b>BACK DIMENSIONS</b> |          |   |   |    |    |    |  |
|  |   | <b>W</b>                  | <b>D</b>                | <b>H</b>  | <b>W</b>               | <b>D</b> | <b>H</b>  | <b>W</b>               | <b>H</b> |   |   |    |    |    |  |
|  |   | 16                        | 16                      | 27.5  | 14                     | -        | 27.5      | -                      | -        |   |   |    |    |    |  |
|  |   |                           | <b>RTA 00</b>           |  |                        |          |           |                        |          |   |   |    |    |    |  |
|  <p><b>Minotaur - Heavy Duty Work Stool</b><br/>COM Yardage: 0.75<br/>Freight Class: 250<br/>Product Weight (lbs.): 19<br/>Cubic Feet Per Carton: 5.5</p> |   | <b>9632-52</b>            |                         | -   | \$790                  | -        | -\$868    | -                      | -        | - | - | -  | -  | -  |  |
|  |   | <b>OVERALL DIMENSIONS</b> |                         |   | <b>SEAT DIMENSIONS</b> |          |           | <b>BACK DIMENSIONS</b> |          |   |   |    |    |    |  |
|  |   | <b>W</b>                  | <b>D</b>                | <b>H</b>  | <b>W</b>               | <b>D</b> | <b>H</b>  | <b>W</b>               | <b>H</b> |   |   |    |    |    |  |
|  |   | 16                        | 16                      | 32.5  | 14                     | -        | 32.5      | -                      | -        |   |   |    |    |    |  |
|  |   |                           | <b>RTA 00</b>           |  |                        |          |           |                        |          |   |   |    |    |    |  |
|  <p><b>Minotaur - Work Stool Task</b><br/>COM Yardage: N/A<br/>Freight Class: 250<br/>Product Weight (lbs.): 26<br/>Cubic Feet Per Carton: 13</p>         | 5" Pneumatic<br><br>Ergonomic Features:<br>C, E | <b>9662-52</b>            | \$1329                  | -   | -                      | -        | -         | -                      | -        | - | - | -  | -  | -  |  |
|  |   | <b>OVERALL DIMENSIONS</b> |                         |   | <b>SEAT DIMENSIONS</b> |          |           | <b>BACK DIMENSIONS</b> |          |   |   |    |    |    |  |
|  |   | <b>W</b>                  | <b>D</b>                | <b>H</b>  | <b>W</b>               | <b>D</b> | <b>H</b>  | <b>W</b>               | <b>H</b> |   |   |    |    |    |  |
|  |   | 18                        | 21                      | 32  | 18                     | 16.5-19  | 14-19     | 16.5                   | 16       |   |   |    |    |    |  |
|  |   |                           | <b>RTA 2</b>            |   |                        |          |           |                        |          |   |   |    |    |    |  |

| DESCRIPTION  | FEATURES   | MODEL#                | STANDARD TEXTILE GRADES   |          |          |                        |          |           |                        |          |   |    |    |    |  |  |
|--|--|-----------------------|---------------------------|----------|----------|------------------------|----------|-----------|------------------------|----------|---|----|----|----|--|--|
|  |  |                       | 1                         | 2        | 3        | 4                      | 5        | 6         | 7                      | 8        | 9 | 10 | 11 | 12 |  |  |
|  <p><b>Minotaur - Work Stool Task</b><br/>COM Yardage: N/A<br/>Freight Class: 250<br/>Product Weight (lbs.): 33<br/>Cubic Feet Per Carton: 13</p>     | <p>10" Pneumatic</p> <p>Ergonomic Features:<br/>C, E</p>   | <p><b>9663-52</b></p> | \$1537                    | -        | -        | -                      | -        | -         | -                      | -        | - | -  | -  | -  |  |  |
|  |  |                       | <b>OVERALL DIMENSIONS</b> |          |          | <b>SEAT DIMENSIONS</b> |          |           | <b>BACK DIMENSIONS</b> |          |   |    |    |    |  |  |
|  |  |                       | <b>W</b>                  | <b>D</b> | <b>H</b> | <b>W</b>               | <b>D</b> | <b>H</b>  | <b>W</b>               | <b>H</b> |   |    |    |    |  |  |
|  |  |                       | 18                        | 20.5     | 42       | 18                     | 16.5-19  | 20-30     | 16.5                   | 16.5     |   |    |    |    |  |  |
|  |  |                       | <b>RTA 2</b>              |          |          |                        |          |           |                        |          |   |    |    |    |  |  |
|  <p><b>Minotaur - Stool Posture Task</b><br/>COM Yardage: N/A<br/>Freight Class: 250<br/>Product Weight (lbs.): 30<br/>Cubic Feet Per Carton: 13</p>  | <p>5" Pneumatic</p> <p>Ergonomic Features:<br/>C, D</p>  | <p><b>9664-52</b></p> | \$1467                    | -        | -        | -                      | -        | -         | -                      | -        | - | -  | -  | -  |  |  |
|  |  |                       | <b>OVERALL DIMENSIONS</b> |          |          | <b>SEAT DIMENSIONS</b> |          |           | <b>BACK DIMENSIONS</b> |          |   |    |    |    |  |  |
|  |  |                       | <b>W</b>                  | <b>D</b> | <b>H</b> | <b>W</b>               | <b>D</b> | <b>H</b>  | <b>W</b>               | <b>H</b> |   |    |    |    |  |  |
|  |  |                       | 18                        | 20       | 32       | 18                     | 16       | 14-19     | 16.5                   | 12.5-19  |   |    |    |    |  |  |
|  |  |                       | <b>RTA 2</b>              |          |          |                        |          |           |                        |          |   |    |    |    |  |  |
|  <p><b>Minotaur - Stool Posture Task</b><br/>COM Yardage: N/A<br/>Freight Class: 250<br/>Product Weight (lbs.): 33<br/>Cubic Feet Per Carton: 13</p> | <p>10" Pneumatic</p> <p>Ergonomic Features:<br/>C, D</p>   | <p><b>9665-52</b></p> | \$1672                    | -        | -        | -                      | -        | -         | -                      | -        | - | -  | -  | -  |  |  |
|  |  |                       | <b>OVERALL DIMENSIONS</b> |          |          | <b>SEAT DIMENSIONS</b> |          |           | <b>BACK DIMENSIONS</b> |          |   |    |    |    |  |  |
|  |  |                       | <b>W</b>                  | <b>D</b> | <b>H</b> | <b>W</b>               | <b>D</b> | <b>H</b>  | <b>W</b>               | <b>H</b> |   |    |    |    |  |  |
|  |  |                       | 18                        | 20       | 42       | 39                     | 16       | 20.5-30.5 | 16.5                   | 12.5-19  |   |    |    |    |  |  |
|  |  |                       | <b>RTA 2</b>              |          |          |                        |          |           |                        |          |   |    |    |    |  |  |
|  <p><b>Minotaur - Stool Operator</b><br/>COM Yardage: N/A<br/>Freight Class: 250<br/>Product Weight (lbs.): 34<br/>Cubic Feet Per Carton: 13</p>    |  <p><b>ADJUSTMENTS</b><br/>(2) Pneumatic seat height<br/>(3) Back angle<br/>(4) Seat angle<br/>(6) Back/lumbar height</p> | <p><b>9666-52</b></p> | \$1660                    | -        | -        | -                      | -        | -         | -                      | -        | - | -  | -  | -  |  |  |
|  |  |                       | <b>OVERALL DIMENSIONS</b> |          |          | <b>SEAT DIMENSIONS</b> |          |           | <b>BACK DIMENSIONS</b> |          |   |    |    |    |  |  |
|  |  |                       | <b>W</b>                  | <b>D</b> | <b>H</b> | <b>W</b>               | <b>D</b> | <b>H</b>  | <b>W</b>               | <b>H</b> |   |    |    |    |  |  |
|  |  |                       | 18                        | 20.5     | 32       | 18                     | 17       | 15-20     | 16.5                   | 12.5-19  |   |    |    |    |  |  |
|  |  |                       | <b>RTA 2</b>              |          |          |                        |          |           |                        |          |   |    |    |    |  |  |
|  <p><b>Minotaur - Stool Operator</b><br/>COM Yardage: N/A<br/>Freight Class: 250<br/>Product Weight (lbs.): 35<br/>Cubic Feet Per Carton: 13</p>    |  <p><b>ADJUSTMENTS</b><br/>(2) Pneumatic seat height<br/>(3) Back angle<br/>(4) Seat angle<br/>(6) Back/lumbar height</p> | <p><b>9667-52</b></p> | \$1866                    | -        | -        | -                      | -        | -         | -                      | -        | - | -  | -  | -  |  |  |
|  |  |                       | <b>OVERALL DIMENSIONS</b> |          |          | <b>SEAT DIMENSIONS</b> |          |           | <b>BACK DIMENSIONS</b> |          |   |    |    |    |  |  |
|  |  |                       | <b>W</b>                  | <b>D</b> | <b>H</b> | <b>W</b>               | <b>D</b> | <b>H</b>  | <b>W</b>               | <b>H</b> |   |    |    |    |  |  |
|  |  |                       | 18                        | 20.5     | 42       | 18                     | 17       | 21-31     | 16.5                   | 12.5-19  |   |    |    |    |  |  |
|  |  |                       | <b>RTA 2</b>              |          |          |                        |          |           |                        |          |   |    |    |    |  |  |

CLEAN ROOM CLASS #1000 - SEATING



model 3212-56 (3N)

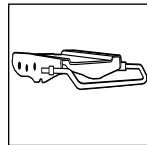


model 9666-56



**56 - Clean Room Class #1000**

Vinyl applied to the underside of the seat and vinyl or fabric upholstery are designed to prevent dust and other contaminants from entering the environment.



**Multi-Depth Mechanism**

Standard on Granada models. Allows seat to move forward and backward over a 2" range with 5 locking positions to provide a more shallow or deeper seat.


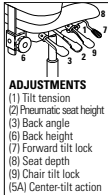

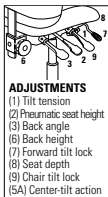

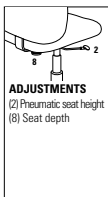
\* Images shown are for illustration purposes only.


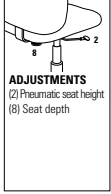

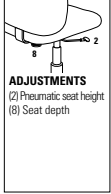

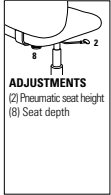

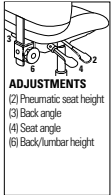

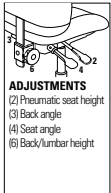
**STANDARD FEATURES**


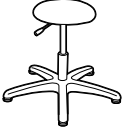


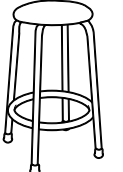

- \*Clean Room Class #1000 models have a black cylinder.
- Granada models feature a molded seat and contoured back with enhanced lumbar support.
- Granada models are standard with adjustable height T-arms with curved urethane armcaps (3N) in Black Only. See page 391 for additional arm options.
- Chairs have a 5" black pneumatic cylinder, stools have a 10" black pneumatic cylinder.
- All chairs and stools have black back uprights and frames.
- Clear protective back bumper (full surround) is standard on all models.
- Standard with a five-legged, injection molded base in Black.
- C10R** casters are standard on Granada and Minotaur Stools.
- C65R** casters are standard on Minotaur Work Stools.
- All Bench Stools have chrome frames.
- Work Stools are shipped fully set-up.
- All Clean Room models are only available in grade 2 vinyls.
- Check textile availability prior to specifying upholstery material.

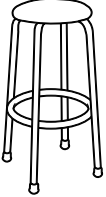




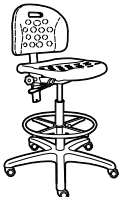
**OPTIONAL FEATURES**

- See back of this section for additional arm or caster options.
- Optional casters may be priced higher than the standard casters for your chair and the difference will be charged. Lower priced optional casters will not be credited.


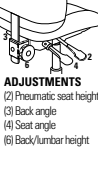

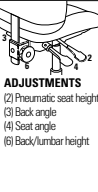
| DESCRIPTION  | FEATURES   | MODEL#  | STANDARD TEXTILE GRADES   |   |        |   |   |   |      |      |    |  |    |    |         |   |        |      |         |       |  |   |   |   |   |    |           |   |   |   |
|--|--|---|---|---|--------|---|---|---|------|------|----|--|----|----|---------|---|--------|------|---------|-------|--|---|---|---|---|----|-----------|---|---|---|
|  |  |   | 1   | 2 | 3      | 4 | 5 | 6 | 7    | 8    | 9  | 10   | 11 | 12 |         |   |        |      |         |       |  |   |   |   |   |    |           |   |   |   |
|  <p><b>LB Multi-Tilter</b><br/>COM Yardage: 1.5<br/>Freight Class: 150<br/>Product Weight (lbs.): 52<br/>Cubic Feet Per Carton: 13</p>     |  <p><b>ADJUSTMENTS</b><br/>(1) Tilt tension<br/>(2) Pneumatic seat height<br/>(3) Back angle<br/>(6) Back height<br/>(7) Forward tilt lock<br/>(8) Seat depth<br/>(9) Chair tilt lock<br/>(5A) Center-tilt action</p>  | <p><b>Granada</b></p> <p>Ergonomic Features:<br/>A, B, C, D, E, F, G, H, M, N, Q, S</p> | <table border="1"> <tr> <td>3212-56</td> <td>-</td> <td>1700</td> <td>-</td> <td>-</td> <td>-</td> <td>-</td> <td>-</td> <td>-</td> <td>-</td> <td>-</td> <td>-</td> <td>-</td> <td>-</td> <td>-</td> <td>-</td> </tr> </table>   |   |        |   |   |   |      |      |    |  |    |    | 3212-56 | - | 1700   | -    | -       | -     | -  | - | - | - | - | -  | -         | - | - | - |
|  |  |   | 3212-56   | - | 1700   | - | - | - | -    | -    | -  | -  | -  | -  | -       | - | -      | -    |         |       |  |   |   |   |   |    |           |   |   |   |
|  |  |   | <p><b>OVERALL DIMENSIONS</b></p> <table border="1"> <tr> <th>W</th> <th>D</th> <th>H</th> </tr> <tr> <td>52</td> <td>24</td> <td>40</td> </tr> </table>   |   |        | W | D | H | 52   | 24   | 40 | <p><b>SEAT DIMENSIONS</b></p> <table border="1"> <tr> <th>W</th> <th>D</th> <th>H</th> </tr> <tr> <td>20.5</td> <td>17-19.5</td> <td>18-23</td> </tr> </table> |    |    | W       | D | H      | 20.5 | 17-19.5 | 18-23 | <p><b>BACK DIMENSIONS</b></p> <table border="1"> <tr> <th>W</th> <th>H</th> </tr> <tr> <td>19</td> <td>17.5-21.5</td> </tr> </table> |   |   | W | H | 19 | 17.5-21.5 |   |   |   |
|  |  |   | W   | D | H      |   |   |   |      |      |    |  |    |    |         |   |        |      |         |       |  |   |   |   |   |    |           |   |   |   |
| 52   | 24   | 40  |   |   |        |   |   |   |      |      |    |  |    |    |         |   |        |      |         |       |  |   |   |   |   |    |           |   |   |   |
| W  | D  | H   |   |   |        |   |   |   |      |      |    |  |    |    |         |   |        |      |         |       |  |   |   |   |   |    |           |   |   |   |
| 20.5   | 17-19.5  | 18-23   |   |   |        |   |   |   |      |      |    |  |    |    |         |   |        |      |         |       |  |   |   |   |   |    |           |   |   |   |
| W  | H  |   |   |   |        |   |   |   |      |      |    |  |    |    |         |   |        |      |         |       |  |   |   |   |   |    |           |   |   |   |
| 19   | 17.5-21.5  |   |   |   |        |   |   |   |      |      |    |  |    |    |         |   |        |      |         |       |  |   |   |   |   |    |           |   |   |   |
| <p><b>RTA 2</b></p>  |  |   |   |   |        |   |   |   |      |      |    |  |    |    |         |   |        |      |         |       |  |   |   |   |   |    |           |   |   |   |
|  |  |   |   |   |        |   |   |   |      |      |    |  |    |    |         |   |        |      |         |       |  |   |   |   |   |    |           |   |   |   |
|  <p><b>HB Multi-Tilter</b><br/>COM Yardage: 1.75<br/>Freight Class: 250<br/>Product Weight (lbs.): 55<br/>Cubic Feet Per Carton: 15.5</p> |  <p><b>ADJUSTMENTS</b><br/>(1) Tilt tension<br/>(2) Pneumatic seat height<br/>(3) Back angle<br/>(6) Back height<br/>(7) Forward tilt lock<br/>(8) Seat depth<br/>(9) Chair tilt lock<br/>(5A) Center-tilt action</p> | <p><b>Granada</b></p> <p>Ergonomic Features:<br/>A, B, C, D, E, F, G, H, M, N, Q, S</p> | <table border="1"> <tr> <td>3217-56</td> <td>-</td> <td>\$1755</td> <td>-</td> <td>-</td> <td>-</td> <td>-</td> <td>-</td> <td>-</td> <td>-</td> <td>-</td> <td>-</td> <td>-</td> <td>-</td> <td>-</td> <td>-</td> </tr> </table> |   |        |   |   |   |      |      |    |  |    |    | 3217-56 | - | \$1755 | -    | -       | -     | -  | - | - | - | - | -  | -         | - | - | - |
|  |  |   | 3217-56   | - | \$1755 | - | - | - | -    | -    | -  | -  | -  | -  | -       | - | -      | -    |         |       |  |   |   |   |   |    |           |   |   |   |
|  |  |   | <p><b>OVERALL DIMENSIONS</b></p> <table border="1"> <tr> <th>W</th> <th>D</th> <th>H</th> </tr> <tr> <td>25.5</td> <td>24.5</td> <td>43</td> </tr> </table>   |   |        | W | D | H | 25.5 | 24.5 | 43 | <p><b>SEAT DIMENSIONS</b></p> <table border="1"> <tr> <th>W</th> <th>D</th> <th>H</th> </tr> <tr> <td>20.5</td> <td>17-19.5</td> <td>18-23</td> </tr> </table> |    |    | W       | D | H      | 20.5 | 17-19.5 | 18-23 | <p><b>BACK DIMENSIONS</b></p> <table border="1"> <tr> <th>W</th> <th>H</th> </tr> <tr> <td>19</td> <td>21.5-25.5</td> </tr> </table> |   |   | W | H | 19 | 21.5-25.5 |   |   |   |
|  |  |   | W   | D | H      |   |   |   |      |      |    |  |    |    |         |   |        |      |         |       |  |   |   |   |   |    |           |   |   |   |
| 25.5   | 24.5   | 43  |   |   |        |   |   |   |      |      |    |  |    |    |         |   |        |      |         |       |  |   |   |   |   |    |           |   |   |   |
| W  | D  | H   |   |   |        |   |   |   |      |      |    |  |    |    |         |   |        |      |         |       |  |   |   |   |   |    |           |   |   |   |
| 20.5   | 17-19.5  | 18-23   |   |   |        |   |   |   |      |      |    |  |    |    |         |   |        |      |         |       |  |   |   |   |   |    |           |   |   |   |
| W  | H  |   |   |   |        |   |   |   |      |      |    |  |    |    |         |   |        |      |         |       |  |   |   |   |   |    |           |   |   |   |
| 19   | 21.5-25.5  |   |   |   |        |   |   |   |      |      |    |  |    |    |         |   |        |      |         |       |  |   |   |   |   |    |           |   |   |   |
| <p><b>RTA 2</b></p>  |  |   |   |   |        |   |   |   |      |      |    |  |    |    |         |   |        |      |         |       |  |   |   |   |   |    |           |   |   |   |
|  |  |   |   |   |        |   |   |   |      |      |    |  |    |    |         |   |        |      |         |       |  |   |   |   |   |    |           |   |   |   |
|  <p><b>LB Task - Armless</b><br/>COM Yardage: 1.5<br/>Freight Class: 250<br/>Product Weight (lbs.): 40<br/>Cubic Feet Per Carton: 13</p>  |  <p><b>ADJUSTMENTS</b><br/>(2) Pneumatic seat height<br/>(8) Seat depth</p>   | <p><b>Granada</b></p> <p>Ergonomic Features:<br/>C, E, M, N</p>                         | <table border="1"> <tr> <td>3254-56</td> <td>-</td> <td>\$1151</td> <td>-</td> <td>-</td> <td>-</td> <td>-</td> <td>-</td> <td>-</td> <td>-</td> <td>-</td> <td>-</td> <td>-</td> <td>-</td> <td>-</td> <td>-</td> </tr> </table> |   |        |   |   |   |      |      |    |  |    |    | 3254-56 | - | \$1151 | -    | -       | -     | -  | - | - | - | - | -  | -         | - | - | - |
|  |  |   | 3254-56   | - | \$1151 | - | - | - | -    | -    | -  | -  | -  | -  | -       | - | -      | -    |         |       |  |   |   |   |   |    |           |   |   |   |
|  |  |   | <p><b>OVERALL DIMENSIONS</b></p> <table border="1"> <tr> <th>W</th> <th>D</th> <th>H</th> </tr> <tr> <td>20.5</td> <td>24</td> <td>38</td> </tr> </table>   |   |        | W | D | H | 20.5 | 24   | 38 | <p><b>SEAT DIMENSIONS</b></p> <table border="1"> <tr> <th>W</th> <th>D</th> <th>H</th> </tr> <tr> <td>20.5</td> <td>17.5-19</td> <td>17-22</td> </tr> </table> |    |    | W       | D | H      | 20.5 | 17.5-19 | 17-22 | <p><b>BACK DIMENSIONS</b></p> <table border="1"> <tr> <th>W</th> <th>H</th> </tr> <tr> <td>19</td> <td>19</td> </tr> </table>        |   |   | W | H | 19 | 19        |   |   |   |
|  |  |   | W   | D | H      |   |   |   |      |      |    |  |    |    |         |   |        |      |         |       |  |   |   |   |   |    |           |   |   |   |
| 20.5   | 24   | 38  |   |   |        |   |   |   |      |      |    |  |    |    |         |   |        |      |         |       |  |   |   |   |   |    |           |   |   |   |
| W  | D  | H   |   |   |        |   |   |   |      |      |    |  |    |    |         |   |        |      |         |       |  |   |   |   |   |    |           |   |   |   |
| 20.5   | 17.5-19  | 17-22   |   |   |        |   |   |   |      |      |    |  |    |    |         |   |        |      |         |       |  |   |   |   |   |    |           |   |   |   |
| W  | H  |   |   |   |        |   |   |   |      |      |    |  |    |    |         |   |        |      |         |       |  |   |   |   |   |    |           |   |   |   |
| 19   | 19   |   |   |   |        |   |   |   |      |      |    |  |    |    |         |   |        |      |         |       |  |   |   |   |   |    |           |   |   |   |
| <p><b>RTA 2</b></p>  |  |   |   |   |        |   |   |   |      |      |    |  |    |    |         |   |        |      |         |       |  |   |   |   |   |    |           |   |   |   |
|  |  |   |   |   |        |   |   |   |      |      |    |  |    |    |         |   |        |      |         |       |  |   |   |   |   |    |           |   |   |   |

| DESCRIPTION   | FEATURES   | MODEL#  | STANDARD TEXTILE GRADES   |          |          |                        |          |          |                        |           |   |    |    |    |   |  |
|---|--|---|---------------------------|----------|----------|------------------------|----------|----------|------------------------|-----------|---|----|----|----|---|--|
|   |  |   | 1                         | 2        | 3        | 4                      | 5        | 6        | 7                      | 8         | 9 | 10 | 11 | 12 |   |  |
|  <p><b>LB Task</b> - w/3N Arms<br/>COM Yardage: 1.5<br/>Freight Class: 250<br/>Product Weight (lbs.): 40<br/>Cubic Feet Per Carton: 13</p>             |  <p><b>ADJUSTMENTS</b><br/>(2) Pneumatic seat height<br/>(8) Seat depth</p>   | <p><b>Granada</b></p> <p>Ergonomic Features:<br/>C, E, M, N</p>             | 3255-56                   | -        | \$1208   | -                      | -        | -        | -                      | -         | - | -  | -  | -  | - |  |
|   |  |   | <b>OVERALL DIMENSIONS</b> |          |          | <b>SEAT DIMENSIONS</b> |          |          | <b>BACK DIMENSIONS</b> |           |   |    |    |    |   |  |
|   |  |   | <b>W</b>                  | <b>D</b> | <b>H</b> | <b>W</b>               | <b>D</b> | <b>H</b> | <b>W</b>               | <b>H</b>  |   |    |    |    |   |  |
|   |  |   | 25.5                      | 24       | 38       | 20.5                   | 17.5-19  | 17-22    | 19                     | 19        |   |    |    |    |   |  |
|   |  |   | <b>RTA 2</b>              |          |          |                        |          |          |                        |           |   |    |    |    |   |  |
|  <p><b>Stool Task</b> - Armless<br/>COM Yardage: 1.5<br/>Freight Class: 250<br/>Product Weight (lbs.): 37<br/>Cubic Feet Per Carton: 13</p>            |  <p><b>ADJUSTMENTS</b><br/>(2) Pneumatic seat height<br/>(8) Seat depth</p>   | <p><b>Granada</b></p> <p>Ergonomic Features:<br/>C, E, M, N</p>             | 3256-56                   | -        | \$1335   | -                      | -        | -        | -                      | -         | - | -  | -  | -  | - |  |
|   |  |   | <b>OVERALL DIMENSIONS</b> |          |          | <b>SEAT DIMENSIONS</b> |          |          | <b>BACK DIMENSIONS</b> |           |   |    |    |    |   |  |
|   |  |   | <b>W</b>                  | <b>D</b> | <b>H</b> | <b>W</b>               | <b>D</b> | <b>H</b> | <b>W</b>               | <b>H</b>  |   |    |    |    |   |  |
|   |  |   | 20.5                      | 24       | 48       | 20.5                   | 17.5-19  | 24-34    | 19                     | 19        |   |    |    |    |   |  |
|   |  |   | <b>RTA 2</b>              |          |          |                        |          |          |                        |           |   |    |    |    |   |  |
|  <p><b>Stool Task</b> - w/3N Arms<br/>COM Yardage: 1.5<br/>Freight Class: 250<br/>Product Weight (lbs.): 43<br/>Cubic Feet Per Carton: 15.75</p>      |  <p><b>ADJUSTMENTS</b><br/>(2) Pneumatic seat height<br/>(8) Seat depth</p>  | <p><b>Granada</b></p> <p>Ergonomic Features:<br/>C, E, H, M, N, Q</p>       | 3257-56                   | -        | \$1517   | -                      | -        | -        | -                      | -         | - | -  | -  | -  | - |  |
|   |  |   | <b>OVERALL DIMENSIONS</b> |          |          | <b>SEAT DIMENSIONS</b> |          |          | <b>BACK DIMENSIONS</b> |           |   |    |    |    |   |  |
|   |  |   | <b>W</b>                  | <b>D</b> | <b>H</b> | <b>W</b>               | <b>D</b> | <b>H</b> | <b>W</b>               | <b>H</b>  |   |    |    |    |   |  |
|   |  |   | 25.5                      | 24       | 48       | 20.5                   | 17.5-19  | 24-34    | 19                     | 19        |   |    |    |    |   |  |
|   |  |   | <b>RTA 2</b>              |          |          |                        |          |          |                        |           |   |    |    |    |   |  |
|  <p><b>Stool Operator</b> - Armless<br/>COM Yardage: 1.5<br/>Freight Class: 250<br/>Product Weight (lbs.): 44<br/>Cubic Feet Per Carton: 13</p>      |  <p><b>ADJUSTMENTS</b><br/>(2) Pneumatic seat height<br/>(3) Back angle<br/>(4) Seat angle<br/>(6) Back/lumbar height</p> | <p><b>Granada</b></p> <p>Ergonomic Features:<br/>C, D, F, G, M, N</p>       | 3278-56                   | -        | \$1626   | -                      | -        | -        | -                      | -         | - | -  | -  | -  | - |  |
|   |  |   | <b>OVERALL DIMENSIONS</b> |          |          | <b>SEAT DIMENSIONS</b> |          |          | <b>BACK DIMENSIONS</b> |           |   |    |    |    |   |  |
|   |  |   | <b>W</b>                  | <b>D</b> | <b>H</b> | <b>W</b>               | <b>D</b> | <b>H</b> | <b>W</b>               | <b>H</b>  |   |    |    |    |   |  |
|   |  |   | 20.5                      | 23.5     | 48       | 20.5                   | 17.5     | 24-34    | 19                     | 17.5-21.5 |   |    |    |    |   |  |
|   |  |   | <b>RTA 2</b>              |          |          |                        |          |          |                        |           |   |    |    |    |   |  |
|  <p><b>Stool Operator</b> - w/3N Arms<br/>COM Yardage: 1.5<br/>Freight Class: 250<br/>Product Weight (lbs.): 52<br/>Cubic Feet Per Carton: 15.75</p> |  <p><b>ADJUSTMENTS</b><br/>(2) Pneumatic seat height<br/>(3) Back angle<br/>(4) Seat angle<br/>(6) Back/lumbar height</p> | <p><b>Granada</b></p> <p>Ergonomic Features:<br/>C, D, F, G, H, M, N, Q</p> | 3288-56                   | -        | \$1804   | -                      | -        | -        | -                      | -         | - | -  | -  | -  | - |  |
|   |  |   | <b>OVERALL DIMENSIONS</b> |          |          | <b>SEAT DIMENSIONS</b> |          |          | <b>BACK DIMENSIONS</b> |           |   |    |    |    |   |  |
|   |  |   | <b>W</b>                  | <b>D</b> | <b>H</b> | <b>W</b>               | <b>D</b> | <b>H</b> | <b>W</b>               | <b>H</b>  |   |    |    |    |   |  |
|   |  |   | 25.5                      | 23.5     | 48       | 20.5                   | 17.5     | 24-34    | 19                     | 17.5-21.5 |   |    |    |    |   |  |
|   |  |   | <b>RTA 2</b>              |          |          |                        |          |          |                        |           |   |    |    |    |   |  |

| DESCRIPTION  | FEATURES                                      | MODEL#                    | STANDARD TEXTILE GRADES   |          |                        |          |           |                        |          |   |   |    |    |    |  |
|--|---|---------------------------|---|----------|------------------------|----------|-----------|------------------------|----------|---|---|----|----|----|--|
|  |   |                           | 1   | 2        | 3                      | 4        | 5         | 6                      | 7        | 8 | 9 | 10 | 11 | 12 |  |
|  <p><b>Minotaur - Work Stool</b><br/>COM Yardage: 0.75<br/>Freight Class: 250<br/>Product Weight (lbs.): 14<br/>Cubic Feet Per Carton: 6.5</p>              | 5" Pneumatic<br><br>Ergonomic Features:<br>C  | <b>9602-56</b>            | -   | \$781    | -                      | -        | -         | -                      | -        | - | - | -  | -  | -  |  |
|  |   | <b>OVERALL DIMENSIONS</b> |   |          | <b>SEAT DIMENSIONS</b> |          |           | <b>BACK DIMENSIONS</b> |          |   |   |    |    |    |  |
|  |   | <b>W</b>                  | <b>D</b>  | <b>H</b> | <b>W</b>               | <b>D</b> | <b>H</b>  | <b>W</b>               | <b>H</b> |   |   |    |    |    |  |
|  |   | 14                        | 14  | 17.5     | 14                     | -        | 15-20     | -                      | -        |   |   |    |    |    |  |
|  |   |                           | <b>RTA 00</b>   |          |                        |          |           |                        |          |   |   |    |    |    |  |
|  <p><b>Minotaur - Work Stool</b><br/>COM Yardage: 0.75<br/>Freight Class: 250<br/>Product Weight (lbs.): 16<br/>Cubic Feet Per Carton: 6.5</p>              | 10" Pneumatic<br><br>Ergonomic Features:<br>C | <b>9604-56</b>            | -   | \$852    | -                      | -        | -         | -                      | -        | - | - | -  | -  | -  |  |
|  |   | <b>OVERALL DIMENSIONS</b> |   |          | <b>SEAT DIMENSIONS</b> |          |           | <b>BACK DIMENSIONS</b> |          |   |   |    |    |    |  |
|  |   | <b>W</b>                  | <b>D</b>  | <b>H</b> | <b>W</b>               | <b>D</b> | <b>H</b>  | <b>W</b>               | <b>H</b> |   |   |    |    |    |  |
|  |   | 14                        | 14  | 26.5     | 14                     | -        | 21.5-31.5 | -                      | -        |   |   |    |    |    |  |
|  |   |                           | <b>RTA 00</b>   |          |                        |          |           |                        |          |   |   |    |    |    |  |
|  <p><b>Minotaur - Work Stool</b><br/>COM Yardage: N/A<br/>Freight Class: 250<br/>Product Weight (lbs.): 16<br/>Cubic Feet Per Carton: 6.5</p>              | 5" Pneumatic<br><br>Ergonomic Features:<br>C  | <b>9611-56</b>            | \$825   | -        | -                      | -        | -         | -                      | -        | - | - | -  | -  | -  |  |
|  |   | <b>OVERALL DIMENSIONS</b> |   |          | <b>SEAT DIMENSIONS</b> |          |           | <b>BACK DIMENSIONS</b> |          |   |   |    |    |    |  |
|  |   | <b>W</b>                  | <b>D</b>  | <b>H</b> | <b>W</b>               | <b>D</b> | <b>H</b>  | <b>W</b>               | <b>H</b> |   |   |    |    |    |  |
|  |   | 14                        | 14  | 24.5     | 14                     | -        | 15-20     | -                      | -        |   |   |    |    |    |  |
|  |   |                           | <b>RTA 00</b>   |          |                        |          |           |                        |          |   |   |    |    |    |  |
|  <p><b>Minotaur - Work Stool</b><br/>COM Yardage: N/A<br/>Freight Class: 250<br/>Product Weight (lbs.): 18<br/>Cubic Feet Per Carton: 8.25</p>            | 10" Pneumatic<br><br>Ergonomic Features:<br>C | <b>9612-56</b>            | \$891   | -        | -                      | -        | -         | -                      | -        | - | - | -  | -  | -  |  |
|  |   | <b>OVERALL DIMENSIONS</b> |   |          | <b>SEAT DIMENSIONS</b> |          |           | <b>BACK DIMENSIONS</b> |          |   |   |    |    |    |  |
|  |   | <b>W</b>                  | <b>D</b>  | <b>H</b> | <b>W</b>               | <b>D</b> | <b>H</b>  | <b>W</b>               | <b>H</b> |   |   |    |    |    |  |
|  |   | 14                        | 14  | 31       | 14                     | -        | 21.5-31.5 | -                      | -        |   |   |    |    |    |  |
|  |   |                           | <b>RTA 00</b>   |          |                        |          |           |                        |          |   |   |    |    |    |  |
|  <p><b>Minotaur - Heavy Duty Work Stool</b><br/>COM Yardage: 0.75<br/>Freight Class: 250<br/>Product Weight (lbs.): 17<br/>Cubic Feet Per Carton: 5.5</p> |   | <b>9624-56</b>            | -   | \$685    | -                      | -        | -         | -                      | -        | - | - | -  | -  | -  |  |
|  |   | <b>OVERALL DIMENSIONS</b> |   |          | <b>SEAT DIMENSIONS</b> |          |           | <b>BACK DIMENSIONS</b> |          |   |   |    |    |    |  |
|  |   | <b>W</b>                  | <b>D</b>  | <b>H</b> | <b>W</b>               | <b>D</b> | <b>H</b>  | <b>W</b>               | <b>H</b> |   |   |    |    |    |  |
|  |   | 16                        | 16  | 27.5     | 14                     | -        | 27.5      | -                      | -        |   |   |    |    |    |  |
|  |   |                           | <b>RTA 00</b>  |          |                        |          |           |                        |          |   |   |    |    |    |  |

| DESCRIPTION  | FEATURES   | MODEL#  | STANDARD TEXTILE GRADES   |   |          |                        |          |           |                        |          |   |    |    |    |  |  |
|--|--|---------|---------------------------|---|----------|------------------------|----------|-----------|------------------------|----------|---|----|----|----|--|--|
|  |  |         | 1                         | 2   | 3        | 4                      | 5        | 6         | 7                      | 8        | 9 | 10 | 11 | 12 |  |  |
|  <p><b>Minotaur - Heavy Duty Work Stool</b><br/>                     COM Yardage: 0.75<br/>                     Freight Class: 250<br/>                     Product Weight (lbs.): 19<br/>                     Cubic Feet Per Carton: 5.5</p> |  | 9632-56 | -                         | \$715   | -        | -                      | -        | -         | -                      | -        | - | -  | -  | -  |  |  |
|  |  |         | <b>OVERALL DIMENSIONS</b> |   |          | <b>SEAT DIMENSIONS</b> |          |           | <b>BACK DIMENSIONS</b> |          |   |    |    |    |  |  |
|  |  |         | <b>W</b>                  | <b>D</b>  | <b>H</b> | <b>W</b>               | <b>D</b> | <b>H</b>  | <b>W</b>               | <b>H</b> |   |    |    |    |  |  |
|  |  |         | 16                        | 16  | 32.5     | 14                     | -        | 32.5      | -                      | -        |   |    |    |    |  |  |
|  |  |         | <b>RTA 00</b>             |  |          |                        |          |           |                        |          |   |    |    |    |  |  |
|  <p><b>Minotaur - Work Stool Task</b><br/>                     COM Yardage: N/A<br/>                     Freight Class: 250<br/>                     Product Weight (lbs.): 26<br/>                     Cubic Feet Per Carton: 13</p>         | 5" Pneumatic<br><br>Ergonomic Features:<br>C, E  | 9662-56 | \$962                     | -   | -        | -                      | -        | -         | -                      | -        | - | -  | -  | -  |  |  |
|  |  |         | <b>OVERALL DIMENSIONS</b> |   |          | <b>SEAT DIMENSIONS</b> |          |           | <b>BACK DIMENSIONS</b> |          |   |    |    |    |  |  |
|  |  |         | <b>W</b>                  | <b>D</b>  | <b>H</b> | <b>W</b>               | <b>D</b> | <b>H</b>  | <b>W</b>               | <b>H</b> |   |    |    |    |  |  |
|  |  |         | 18                        | 21  | 32       | 18                     | 16.5-19  | 14-19     | 16.5                   | 16       |   |    |    |    |  |  |
|  |  |         | <b>RTA 2</b>              |   |          |                        |          |           |                        |          |   |    |    |    |  |  |
|  <p><b>Minotaur - Work Stool Task</b><br/>                     COM Yardage: N/A<br/>                     Freight Class: 250<br/>                     Product Weight (lbs.): 33<br/>                     Cubic Feet Per Carton: 13</p>        | 10" Pneumatic<br><br>Ergonomic Features:<br>C, E | 9663-56 | \$1166                    | -   | -        | -                      | -        | -         | -                      | -        | - | -  | -  | -  |  |  |
|  |  |         | <b>OVERALL DIMENSIONS</b> |   |          | <b>SEAT DIMENSIONS</b> |          |           | <b>BACK DIMENSIONS</b> |          |   |    |    |    |  |  |
|  |  |         | <b>W</b>                  | <b>D</b>  | <b>H</b> | <b>W</b>               | <b>D</b> | <b>H</b>  | <b>W</b>               | <b>H</b> |   |    |    |    |  |  |
|  |  |         | 18                        | 20.5  | 42       | 18                     | 16.5-19  | 20-30     | 16.5                   | 16.5     |   |    |    |    |  |  |
|  |  |         | <b>RTA 2</b>              |   |          |                        |          |           |                        |          |   |    |    |    |  |  |
|  <p><b>Minotaur - Stool Posture Task</b><br/>                     COM Yardage: N/A<br/>                     Freight Class: 250<br/>                     Product Weight (lbs.): 30<br/>                     Cubic Feet Per Carton: 13</p>    | 5" Pneumatic<br><br>Ergonomic Features:<br>C, D  | 9664-56 | \$1098                    | -   | -        | -                      | -        | -         | -                      | -        | - | -  | -  | -  |  |  |
|  |  |         | <b>OVERALL DIMENSIONS</b> |   |          | <b>SEAT DIMENSIONS</b> |          |           | <b>BACK DIMENSIONS</b> |          |   |    |    |    |  |  |
|  |  |         | <b>W</b>                  | <b>D</b>  | <b>H</b> | <b>W</b>               | <b>D</b> | <b>H</b>  | <b>W</b>               | <b>H</b> |   |    |    |    |  |  |
|  |  |         | 18                        | 20  | 32       | 18                     | 16       | 14-19     | 16.5                   | 12.5-19  |   |    |    |    |  |  |
|  |  |         | <b>RTA 2</b>              |   |          |                        |          |           |                        |          |   |    |    |    |  |  |
|  <p><b>Minotaur - Stool Posture Task</b><br/>                     COM Yardage: N/A<br/>                     Freight Class: 250<br/>                     Product Weight (lbs.): 33<br/>                     Cubic Feet Per Carton: 13</p>    | 10" Pneumatic<br><br>Ergonomic Features:<br>C, D | 9665-56 | \$1302                    | -   | -        | -                      | -        | -         | -                      | -        | - | -  | -  | -  |  |  |
|  |  |         | <b>OVERALL DIMENSIONS</b> |   |          | <b>SEAT DIMENSIONS</b> |          |           | <b>BACK DIMENSIONS</b> |          |   |    |    |    |  |  |
|  |  |         | <b>W</b>                  | <b>D</b>  | <b>H</b> | <b>W</b>               | <b>D</b> | <b>H</b>  | <b>W</b>               | <b>H</b> |   |    |    |    |  |  |
|  |  |         | 18                        | 20  | 42       | 39                     | 16       | 20.5-30.5 | 16.5                   | 12.5-19  |   |    |    |    |  |  |
|  |  |         | <b>RTA 2</b>              |   |          |                        |          |           |                        |          |   |    |    |    |  |  |



| DESCRIPTION   | FEATURES   | MODEL#   | STANDARD TEXTILE GRADES   |          |          |                        |          |          |                        |          |   |    |    |    |  |  |  |
|---|--|--|---------------------------|----------|----------|------------------------|----------|----------|------------------------|----------|---|----|----|----|--|--|--|
|   |  |  | 1                         | 2        | 3        | 4                      | 5        | 6        | 7                      | 8        | 9 | 10 | 11 | 12 |  |  |  |
|  <p><b>Minotaur - Stool Operator</b><br/>COM Yardage: N/A<br/>Freight Class: 250<br/>Product Weight (lbs.): 34<br/>Cubic Feet Per Carton: 13</p> |  <p><b>ADJUSTMENTS</b><br/>(2) Pneumatic seat height<br/>(3) Back angle<br/>(4) Seat angle<br/>(6) Back/lumbar height</p> | <b>9666-56</b> \$1291    -    -    -    -    -    -    -    -    -    -    - | <b>OVERALL DIMENSIONS</b> |          |          | <b>SEAT DIMENSIONS</b> |          |          | <b>BACK DIMENSIONS</b> |          |   |    |    |    |  |  |  |
|   |  |  | <b>W</b>                  | <b>D</b> | <b>H</b> | <b>W</b>               | <b>D</b> | <b>H</b> | <b>W</b>               | <b>H</b> |   |    |    |    |  |  |  |
|   |  |  | 18                        | 20.5     | 18       | 18                     | 17       | 15-20    | 16.5                   | 12.5-19  |   |    |    |    |  |  |  |
|   |  |  | <b>RTA 2</b>              |          |          |                        |          |          |                        |          |   |    |    |    |  |  |  |
|  <p><b>Minotaur - Stool Operator</b><br/>COM Yardage: N/A<br/>Freight Class: 250<br/>Product Weight (lbs.): 35<br/>Cubic Feet Per Carton: 13</p> |  <p><b>ADJUSTMENTS</b><br/>(2) Pneumatic seat height<br/>(3) Back angle<br/>(4) Seat angle<br/>(6) Back/lumbar height</p> | <b>9667-56</b> \$1496    -    -    -    -    -    -    -    -    -    -    - | <b>OVERALL DIMENSIONS</b> |          |          | <b>SEAT DIMENSIONS</b> |          |          | <b>BACK DIMENSIONS</b> |          |   |    |    |    |  |  |  |
|   |  |  | <b>W</b>                  | <b>D</b> | <b>H</b> | <b>W</b>               | <b>D</b> | <b>H</b> | <b>W</b>               | <b>H</b> |   |    |    |    |  |  |  |
|   |  |  | 18                        | 20.5     | 42       | 18                     | 17       | 21-31    | 16.5                   | 12.5-19  |   |    |    |    |  |  |  |
|   |  |  | <b>RTA 2</b>              |          |          |                        |          |          |                        |          |   |    |    |    |  |  |  |

ANTI-MICROBIAL - SEATING

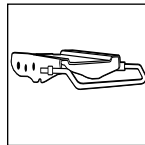


model 3212-62 (3N)

\* Images shown are for illustration purposes only.



**62 - Anti-Microbial**  
Upholstered chairs have vinyl and an integrated filter applied to the underside of the seat to prevent dust and other contaminants from entering the environment




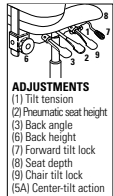

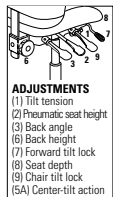

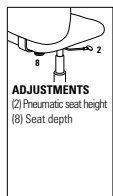
**Multi-Depth Mechanism**  
Standard on Granada models. Allows seat to move forward and backward over a 2" range with 5 locking positions to provide a more shallow or deeper seat.

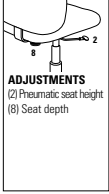
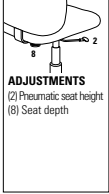

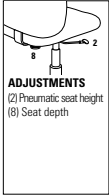

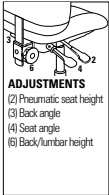

STANDARD FEATURES


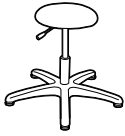
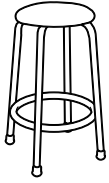

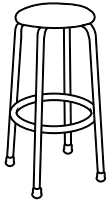

- \*Anti-Microbial models have a chrome back upright and polished aluminum base.
- Select models feature a molded seat and contoured back with enhanced lumbar support.
- Granada models are standard with height adjustable T-arms with curved urethane armcaps (3N) in Black Only.
- Chrome chip/corrosion/humidity resistant pneumatic lift cylinders and frames.
- Chairs have a 5" Chrome pneumatic cylinder
- Stools have a 10" chrome pneumatic cylinder.
- All chairs and stools have Chrome back uprights and frames.
- Clear protective back bumper (full surround) is standard on all models.
- Standard with a five-legged, polished aluminum base.
- C10R casters are standard.
- All bench stools have chrome frames.
- Work stools are shipped fully set-up.
- Check textile availability prior to specifying upholstery material.

OPTIONAL FEATURES


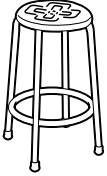

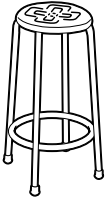


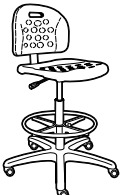
- See back of this section for additional arm or caster options.
- Optional casters may be priced higher than the standard casters for your chair and the difference will be charged. Lower priced optional casters will not be credited.
- All Anti-Microbial models are only available in MorCare™ Collection vinyl.


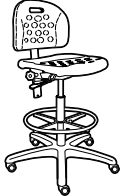

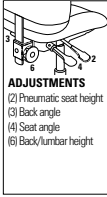

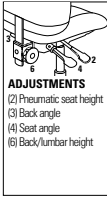
| DESCRIPTION  | FEATURES   | MODEL#         | STANDARD TEXTILE GRADES   |              |         |                        |    |           |                        |   |   |    |    |    |  |
|--|--|----------------|---------------------------|--------------|---------|------------------------|----|-----------|------------------------|---|---|----|----|----|--|
|  |  |                | 1                         | 2            | 3       | 4                      | 5  | 6         | 7                      | 8 | 9 | 10 | 11 | 12 |  |
| <br><b>LB Multi-Tilter</b><br>COM Yardage: 1.5<br>Freight Class: 150<br>Product Weight (lbs.): 54<br>Cubic Feet Per Carton: 13     | <br><b>ADJUSTMENTS</b><br>(1) Tilt tension<br>(2) Pneumatic seat height<br>(3) Back angle<br>(6) Back height<br>(7) Forward tilt lock<br>(8) Seat depth<br>(9) Chair tilt lock<br>(5A) Center-tilt action  | <b>3212-62</b> | -                         | \$2136       | -       | -                      | -  | -         | -                      | - | - | -  | -  |    |  |
|  |  |                | <b>OVERALL DIMENSIONS</b> |              |         | <b>SEAT DIMENSIONS</b> |    |           | <b>BACK DIMENSIONS</b> |   |   |    |    |    |  |
|  |  |                | W                         | D            | H       | W                      | D  | H         | W                      | H |   |    |    |    |  |
|  | 25.5   | 24             | 40                        | 20.5         | 17-19.5 | 18-23                  | 19 | 17.5-21.5 |                        |   |   |    |    |    |  |
|  |  |                |                           | <b>RTA 2</b> |         |                        |    |           |                        |   |   |    |    |    |  |
| <br><b>HB Multi-Tilter</b><br>COM Yardage: 1.75<br>Freight Class: 250<br>Product Weight (lbs.): 57<br>Cubic Feet Per Carton: 15.5 | <br><b>ADJUSTMENTS</b><br>(1) Tilt tension<br>(2) Pneumatic seat height<br>(3) Back angle<br>(6) Back height<br>(7) Forward tilt lock<br>(8) Seat depth<br>(9) Chair tilt lock<br>(5A) Center-tilt action | <b>3217-62</b> | -                         | \$2197       | -       | -                      | -  | -         | -                      | - | - | -  | -  |    |  |
|  |  |                | <b>OVERALL DIMENSIONS</b> |              |         | <b>SEAT DIMENSIONS</b> |    |           | <b>BACK DIMENSIONS</b> |   |   |    |    |    |  |
|  |  |                | W                         | D            | H       | W                      | D  | H         | W                      | H |   |    |    |    |  |
|  | 25.5   | 24.5           | 43                        | 20.5         | 17-19.5 | 18-23                  | 19 | 21.5-25.5 |                        |   |   |    |    |    |  |
|  |  |                |                           | <b>RTA 2</b> |         |                        |    |           |                        |   |   |    |    |    |  |
| <br><b>LB Task - Armless</b><br>COM Yardage: 1.5<br>Freight Class: 250<br>Product Weight (lbs.): 42<br>Cubic Feet Per Carton: 13  | <br><b>ADJUSTMENTS</b><br>(2) Pneumatic seat height<br>(8) Seat depth   | <b>3254-62</b> | -                         | \$1587       | -       | -                      | -  | -         | -                      | - | - | -  | -  |    |  |
|  |  |                | <b>OVERALL DIMENSIONS</b> |              |         | <b>SEAT DIMENSIONS</b> |    |           | <b>BACK DIMENSIONS</b> |   |   |    |    |    |  |
|  |  |                | W                         | D            | H       | W                      | D  | H         | W                      | H |   |    |    |    |  |
|  | 20.5   | 24             | 38                        | 20.5         | 17.5-19 | 17-22                  | 19 | 19        |                        |   |   |    |    |    |  |
|  |  |                |                           | <b>RTA 2</b> |         |                        |    |           |                        |   |   |    |    |    |  |

| DESCRIPTION   | FEATURES   | MODEL#   | STANDARD TEXTILE GRADES   |          |          |                        |          |          |                        |           |   |    |    |    |  |  |
|---|--|--|---|----------|----------|------------------------|----------|----------|------------------------|-----------|---|----|----|----|--|--|
|   |  |  | 1   | 2        | 3        | 4                      | 5        | 6        | 7                      | 8         | 9 | 10 | 11 | 12 |  |  |
| <br><b>LB Task</b> - w/3N Arms<br>COM Yardage: 1.5<br>Freight Class: 250<br>Product Weight (lbs.): 42<br>Cubic Feet Per Carton: 13             | <br><b>ADJUSTMENTS</b><br>(2) Pneumatic seat height<br>(8) Seat depth   | <b>3255-62</b><br>- \$1767 - - - - - - - - - - - - | <b>OVERALL DIMENSIONS</b>                                       |          |          | <b>SEAT DIMENSIONS</b> |          |          | <b>BACK DIMENSIONS</b> |           |   |    |    |    |  |  |
|   |  |  | <b>W</b>  | <b>D</b> | <b>H</b> | <b>W</b>               | <b>D</b> | <b>H</b> | <b>W</b>               | <b>H</b>  |   |    |    |    |  |  |
|   |  |  | 25.5  | 24       | 38       | 20.5                   | 17.5-19  | 17-22    | 19                     | 19        |   |    |    |    |  |  |
|   |  |  | <b>Granada</b><br>Ergonomic Features:<br>C, E, M, N             |          |          | <b>RTA 2</b>           |          |          |                        |           |   |    |    |    |  |  |
| <br><b>Stool Task</b> - Armless<br>COM Yardage: 1.5<br>Freight Class: 250<br>Product Weight (lbs.): 41<br>Cubic Feet Per Carton: 13            | <br><b>ADJUSTMENTS</b><br>(2) Pneumatic seat height<br>(8) Seat depth   | <b>3256-62</b><br>- \$1777 - - - - - - - - - - - - | <b>OVERALL DIMENSIONS</b>                                       |          |          | <b>SEAT DIMENSIONS</b> |          |          | <b>BACK DIMENSIONS</b> |           |   |    |    |    |  |  |
|   |  |  | <b>W</b>  | <b>D</b> | <b>H</b> | <b>W</b>               | <b>D</b> | <b>H</b> | <b>W</b>               | <b>H</b>  |   |    |    |    |  |  |
|   |  |  | 20.5  | 24       | 48       | 20.5                   | 17.5-19  | 24-34    | 19                     | 19        |   |    |    |    |  |  |
|   |  |  | <b>Granada</b><br>Ergonomic Features:<br>C, E, M, N             |          |          | <b>RTA 2</b>           |          |          |                        |           |   |    |    |    |  |  |
| <br><b>Stool Task</b> - w/3N Arms<br>COM Yardage: 1.5<br>Freight Class: 250<br>Product Weight (lbs.): 45<br>Cubic Feet Per Carton: 15.75      | <br><b>ADJUSTMENTS</b><br>(2) Pneumatic seat height<br>(8) Seat depth  | <b>3257-62</b><br>- \$1954 - - - - - - - - - - - - | <b>OVERALL DIMENSIONS</b>                                       |          |          | <b>SEAT DIMENSIONS</b> |          |          | <b>BACK DIMENSIONS</b> |           |   |    |    |    |  |  |
|   |  |  | <b>W</b>  | <b>D</b> | <b>H</b> | <b>W</b>               | <b>D</b> | <b>H</b> | <b>W</b>               | <b>H</b>  |   |    |    |    |  |  |
|   |  |  | 25.5  | 24       | 48       | 20.5                   | 17.5-19  | 24-34    | 19                     | 19        |   |    |    |    |  |  |
|   |  |  | <b>Granada</b><br>Ergonomic Features:<br>C, E, H, M, N, Q       |          |          | <b>RTA 2</b>           |          |          |                        |           |   |    |    |    |  |  |
| <br><b>Stool Operator</b> - Armless<br>COM Yardage: 1.5<br>Freight Class: 250<br>Product Weight (lbs.): 48<br>Cubic Feet Per Carton: 13      | <br><b>ADJUSTMENTS</b><br>(2) Pneumatic seat height<br>(3) Back angle<br>(4) Seat angle<br>(6) Back/lumbar height | <b>3278-62</b><br>- \$2064 - - - - - - - - - - - - | <b>OVERALL DIMENSIONS</b>                                       |          |          | <b>SEAT DIMENSIONS</b> |          |          | <b>BACK DIMENSIONS</b> |           |   |    |    |    |  |  |
|   |  |  | <b>W</b>  | <b>D</b> | <b>H</b> | <b>W</b>               | <b>D</b> | <b>H</b> | <b>W</b>               | <b>H</b>  |   |    |    |    |  |  |
|   |  |  | 20.5  | 23.5     | 48       | 20.5                   | 17.5     | 24-34    | 19                     | 17.5-21.5 |   |    |    |    |  |  |
|   |  |  | <b>Granada</b><br>Ergonomic Features:<br>C, D, F, G, M, N       |          |          | <b>RTA 2</b>           |          |          |                        |           |   |    |    |    |  |  |
| <br><b>Stool Operator</b> - w/3N Arms<br>COM Yardage: 1.5<br>Freight Class: 250<br>Product Weight (lbs.): 54<br>Cubic Feet Per Carton: 15.75 | <br><b>ADJUSTMENTS</b><br>(2) Pneumatic seat height<br>(3) Back angle<br>(4) Seat angle<br>(6) Back/lumbar height | <b>3288-62</b><br>- \$2245 - - - - - - - - - - - - | <b>OVERALL DIMENSIONS</b>                                       |          |          | <b>SEAT DIMENSIONS</b> |          |          | <b>BACK DIMENSIONS</b> |           |   |    |    |    |  |  |
|   |  |  | <b>W</b>  | <b>D</b> | <b>H</b> | <b>W</b>               | <b>D</b> | <b>H</b> | <b>W</b>               | <b>H</b>  |   |    |    |    |  |  |
|   |  |  | 25.5  | 23.5     | 48       | 20.5                   | 17.5     | 24-34    | 19                     | 17.5-21.5 |   |    |    |    |  |  |
|   |  |  | <b>Granada</b><br>Ergonomic Features:<br>C, D, F, G, H, M, N, Q |          |          | <b>RTA 2</b>           |          |          |                        |           |   |    |    |    |  |  |

| DESCRIPTION   | FEATURES  | MODEL#  | STANDARD TEXTILE GRADES  |          |          |                        |          |           |                        |          |   |    |    |    |  |  |
|---|---|---------|--|----------|----------|------------------------|----------|-----------|------------------------|----------|---|----|----|----|--|--|
|   |   |         | 1  | 2        | 3        | 4                      | 5        | 6         | 7                      | 8        | 9 | 10 | 11 | 12 |  |  |
|  <p><b>Minotaur - Work Stool</b><br/>COM Yardage: 00.75<br/>Freight Class: 300<br/>Product Weight (lbs.): 14<br/>Cubic Feet Per Carton: 9.75</p>             | <p>5" Pneumatic</p> <p>Ergonomic Features:<br/>C</p>  | 9602-62 | -  | \$881    | -        | -                      | -        | -         | -                      | -        | - | -  | -  | -  |  |  |
|   |   |         | <b>OVERALL DIMENSIONS</b>  |          |          | <b>SEAT DIMENSIONS</b> |          |           | <b>BACK DIMENSIONS</b> |          |   |    |    |    |  |  |
|   |   |         | <b>W</b>   | <b>D</b> | <b>H</b> | <b>W</b>               | <b>D</b> | <b>H</b>  | <b>W</b>               | <b>H</b> |   |    |    |    |  |  |
|   |   |         | 14   | 14       | 17.5     | 14                     | -        | 15-20     | -                      | -        |   |    |    |    |  |  |
|   |   |         | <div style="background-color: black; color: white; padding: 2px;">RTA 00</div>   |          |          |                        |          |           |                        |          |   |    |    |    |  |  |
|  <p><b>Minotaur - Work Stool</b><br/>COM Yardage: 00.75<br/>Freight Class: 300<br/>Product Weight (lbs.): 16<br/>Cubic Feet Per Carton: 13</p>               | <p>10" Pneumatic</p> <p>Ergonomic Features:<br/>C</p> | 9604-62 | -  | \$949    | -        | -                      | -        | -         | -                      | -        | - | -  | -  | -  |  |  |
|   |   |         | <b>OVERALL DIMENSIONS</b>  |          |          | <b>SEAT DIMENSIONS</b> |          |           | <b>BACK DIMENSIONS</b> |          |   |    |    |    |  |  |
|   |   |         | <b>W</b>   | <b>D</b> | <b>H</b> | <b>W</b>               | <b>D</b> | <b>H</b>  | <b>W</b>               | <b>H</b> |   |    |    |    |  |  |
|   |   |         | 14   | 14       | 26.5     | 14                     | -        | 21.5-31.5 | -                      | -        |   |    |    |    |  |  |
|   |   |         | <div style="background-color: black; color: white; padding: 2px;">RTA 00</div>   |          |          |                        |          |           |                        |          |   |    |    |    |  |  |
|  <p><b>Minotaur - Heavy Duty Work Stool</b><br/>COM Yardage: 00.75<br/>Freight Class: 250<br/>Product Weight (lbs.): 17<br/>Cubic Feet Per Carton: 5.5</p>  |   | 9624-62 | -  | \$933    | -        | -                      | -        | -         | -                      | -        | - | -  | -  | -  |  |  |
|   |   |         | <b>OVERALL DIMENSIONS</b>  |          |          | <b>SEAT DIMENSIONS</b> |          |           | <b>BACK DIMENSIONS</b> |          |   |    |    |    |  |  |
|   |   |         | <b>W</b>   | <b>D</b> | <b>H</b> | <b>W</b>               | <b>D</b> | <b>H</b>  | <b>W</b>               | <b>H</b> |   |    |    |    |  |  |
|   |   |         | 16   | 16       | 27.5     | 14                     | -        | 27.5      | -                      | -        |   |    |    |    |  |  |
|   |   |         | <div style="background-color: black; color: white; padding: 2px;">RTA 00</div>  |          |          |                        |          |           |                        |          |   |    |    |    |  |  |
|  <p><b>Minotaur - Heavy Duty Work Stool</b><br/>COM Yardage: 00.75<br/>Freight Class: 250<br/>Product Weight (lbs.): 19<br/>Cubic Feet Per Carton: 5.5</p> |   | 9632-62 | -  | \$964    | -        | -                      | -        | -         | -                      | -        | - | -  | -  | -  |  |  |
|   |   |         | <b>OVERALL DIMENSIONS</b>  |          |          | <b>SEAT DIMENSIONS</b> |          |           | <b>BACK DIMENSIONS</b> |          |   |    |    |    |  |  |
|   |   |         | <b>W</b>   | <b>D</b> | <b>H</b> | <b>W</b>               | <b>D</b> | <b>H</b>  | <b>W</b>               | <b>H</b> |   |    |    |    |  |  |
|   |   |         | 16   | 16       | 16       | 14                     | -        | 32.5      | -                      | -        |   |    |    |    |  |  |
|   |   |         | <div style="background-color: black; color: white; padding: 2px;">RTA 00</div>  |          |          |                        |          |           |                        |          |   |    |    |    |  |  |



| DESCRIPTION  | FEATURES   | MODEL#                    | STANDARD TEXTILE GRADES |   |                        |         |           |                        |      |   |   |    |    |    |   |  |
|--|--|---------------------------|-------------------------|---|------------------------|---------|-----------|------------------------|------|---|---|----|----|----|---|--|
|  |  |                           | 1                       | 2   | 3                      | 4       | 5         | 6                      | 7    | 8 | 9 | 10 | 11 | 12 |   |  |
|  <p><b>Minotaur - Work Stool</b><br/>COM Yardage: N/A<br/>Freight Class: 250<br/>Product Weight (lbs.): 18<br/>Cubic Feet Per Carton: 8.25</p>            | <p>10" Pneumatic</p> <p>Ergonomic Features:<br/>C</p>    | 9612-64                   | \$891                   | -   | -                      | -       | -         | -                      | -    | - | - | -  | -  | -  | - |  |
|  |  | <b>OVERALL DIMENSIONS</b> |                         |   | <b>SEAT DIMENSIONS</b> |         |           | <b>BACK DIMENSIONS</b> |      |   |   |    |    |    |   |  |
|  |  | W                         | D                       | H   | W                      | D       | H         | W                      | H    |   |   |    |    |    |   |  |
|  |  | 14                        | 14                      | 31  | 14                     | -       | 21.5-31.5 | -                      | -    |   |   |    |    |    |   |  |
|  |  |                           | <b>RTA 00</b>           |   |                        |         |           |                        |      |   |   |    |    |    |   |  |
|  <p><b>Minotaur - Heavy Duty Work Stool</b><br/>COM Yardage: N/A<br/>Freight Class: 250<br/>Product Weight (lbs.): 17<br/>Cubic Feet Per Carton: 5.5</p>  |  | 9624-64                   | \$685                   | -   | -                      | -       | -         | -                      | -    | - | - | -  | -  | -  |   |  |
|  |  | <b>OVERALL DIMENSIONS</b> |                         |   | <b>SEAT DIMENSIONS</b> |         |           | <b>BACK DIMENSIONS</b> |      |   |   |    |    |    |   |  |
|  |  | W                         | D                       | H   | W                      | D       | H         | W                      | H    |   |   |    |    |    |   |  |
|  |  | 16                        | 16                      | 27.5  | 14                     | -       | 27.5      | -                      | -    |   |   |    |    |    |   |  |
|  |  |                           | <b>RTA 00</b>           |    |                        |         |           |                        |      |   |   |    |    |    |   |  |
|  <p><b>Minotaur - Heavy Duty Work Stool</b><br/>COM Yardage: N/A<br/>Freight Class: 250<br/>Product Weight (lbs.): 19<br/>Cubic Feet Per Carton: 5.5</p> |  | 9632-64                   | \$715                   | -   | -                      | -       | -         | -                      | -    | - | - | -  | -  | -  |   |  |
|  |  | <b>OVERALL DIMENSIONS</b> |                         |   | <b>SEAT DIMENSIONS</b> |         |           | <b>BACK DIMENSIONS</b> |      |   |   |    |    |    |   |  |
|  |  | W                         | D                       | H   | W                      | D       | H         | W                      | H    |   |   |    |    |    |   |  |
|  |  | 16                        | 16                      | 32.5  | 14                     | -       | 32.5      | -                      | -    |   |   |    |    |    |   |  |
|  |  |                           | <b>RTA 00</b>           |  |                        |         |           |                        |      |   |   |    |    |    |   |  |
|  <p><b>Minotaur - Work Stool Task</b><br/>COM Yardage: N/A<br/>Freight Class: 250<br/>Product Weight (lbs.): 26<br/>Cubic Feet Per Carton: 13</p>       | <p>5" Pneumatic</p> <p>Ergonomic Features:<br/>C, E</p>  | 9662-64                   | \$962                   | -   | -                      | -       | -         | -                      | -    | - | - | -  | -  | -  |   |  |
|  |  | <b>OVERALL DIMENSIONS</b> |                         |   | <b>SEAT DIMENSIONS</b> |         |           | <b>BACK DIMENSIONS</b> |      |   |   |    |    |    |   |  |
|  |  | W                         | D                       | H   | W                      | D       | H         | W                      | H    |   |   |    |    |    |   |  |
|  |  | 18                        | 21                      | 32  | 18                     | 16.5-19 | 14-19     | 16.5                   | 16   |   |   |    |    |    |   |  |
|  |  |                           | <b>RTA 00</b>           |   |                        |         |           |                        |      |   |   |    |    |    |   |  |
|  <p><b>Minotaur - Work Stool Task</b><br/>COM Yardage: N/A<br/>Freight Class: 250<br/>Product Weight (lbs.): 33<br/>Cubic Feet Per Carton: 13</p>       | <p>10" Pneumatic</p> <p>Ergonomic Features:<br/>C, E</p> | 9663-64                   | \$1166                  | -   | -                      | -       | -         | -                      | -    | - | - | -  | -  | -  |   |  |
|  |  | <b>OVERALL DIMENSIONS</b> |                         |   | <b>SEAT DIMENSIONS</b> |         |           | <b>BACK DIMENSIONS</b> |      |   |   |    |    |    |   |  |
|  |  | W                         | D                       | H   | W                      | D       | H         | W                      | H    |   |   |    |    |    |   |  |
|  |  | 18                        | 20.5                    | 42  | 18                     | 16.5-19 | 20-30     | 16.5                   | 16.5 |   |   |    |    |    |   |  |
|  |  |                           | <b>RTA 00</b>           |   |                        |         |           |                        |      |   |   |    |    |    |   |  |

| DESCRIPTION   | FEATURES  | MODEL#                | STANDARD TEXTILE GRADES   |          |          |                        |          |           |                        |          |   |    |    |    |
|---|---|-----------------------|---------------------------|----------|----------|------------------------|----------|-----------|------------------------|----------|---|----|----|----|
|   |   |                       | 1                         | 2        | 3        | 4                      | 5        | 6         | 7                      | 8        | 9 | 10 | 11 | 12 |
| <br><b>Minotaur - Stool Posture Task</b><br>COM Yardage: N/A<br>Freight Class: 250<br>Product Weight (lbs.): 30<br>Cubic Feet Per Carton: 13 | 5" Pneumatic<br><br>Ergonomic Features:<br>C, D   | <b>9664-64</b> \$1098 | -                         | -        | -        | -                      | -        | -         | -                      | -        | - | -  | -  |    |
|   |   |                       | <b>OVERALL DIMENSIONS</b> |          |          | <b>SEAT DIMENSIONS</b> |          |           | <b>BACK DIMENSIONS</b> |          |   |    |    |    |
|   |   |                       | <b>W</b>                  | <b>D</b> | <b>H</b> | <b>W</b>               | <b>D</b> | <b>H</b>  | <b>W</b>               | <b>H</b> |   |    |    |    |
|   |   |                       | 18                        | 20       | 32       | 18                     | 16       | 14-19     | 16.5                   | 12.5-19  |   |    |    |    |
|   |   |                       | <b>RTA 2</b>              |          |          |                        |          |           |                        |          |   |    |    |    |
| <br><b>Minotaur - Stool Posture Task</b><br>COM Yardage: N/A<br>Freight Class: 250<br>Product Weight (lbs.): 33<br>Cubic Feet Per Carton: 13 | 10" Pneumatic<br><br>Ergonomic Features:<br>C, D  | <b>9665-64</b> \$1302 | -                         | -        | -        | -                      | -        | -         | -                      | -        | - | -  | -  |    |
|   |   |                       | <b>OVERALL DIMENSIONS</b> |          |          | <b>SEAT DIMENSIONS</b> |          |           | <b>BACK DIMENSIONS</b> |          |   |    |    |    |
|   |   |                       | <b>W</b>                  | <b>D</b> | <b>H</b> | <b>W</b>               | <b>D</b> | <b>H</b>  | <b>W</b>               | <b>H</b> |   |    |    |    |
|   |   |                       | 18                        | 20       | 42       | 18                     | 16       | 20.5-30.5 | 16.5                   | 12.5-19  |   |    |    |    |
|   |   |                       | <b>RTA 2</b>              |          |          |                        |          |           |                        |          |   |    |    |    |
| <br><b>Minotaur - Stool Operator</b><br>COM Yardage: N/A<br>Freight Class: 250<br>Product Weight (lbs.): 34<br>Cubic Feet Per Carton: 13    |  <p><b>ADJUSTMENTS</b></p> (2) Pneumatic seat height<br>(3) Back angle<br>(4) Seat angle<br>(6) Back/lumbar height  | <b>9666-64</b> \$1291 | -                         | -        | -        | -                      | -        | -         | -                      | -        | - | -  | -  |    |
|   |   |                       | <b>OVERALL DIMENSIONS</b> |          |          | <b>SEAT DIMENSIONS</b> |          |           | <b>BACK DIMENSIONS</b> |          |   |    |    |    |
|   |   |                       | <b>W</b>                  | <b>D</b> | <b>H</b> | <b>W</b>               | <b>D</b> | <b>H</b>  | <b>W</b>               | <b>H</b> |   |    |    |    |
|   |   |                       | 18                        | 20.5     | 32       | 18                     | 17       | 15-20     | 16.5                   | 12.5-19  |   |    |    |    |
|   |   |                       | <b>RTA 2</b>              |          |          |                        |          |           |                        |          |   |    |    |    |
| <br><b>Minotaur - Stool Operator</b><br>COM Yardage: N/A<br>Freight Class: 250<br>Product Weight (lbs.): 35<br>Cubic Feet Per Carton: 13   |  <p><b>ADJUSTMENTS</b></p> (2) Pneumatic seat height<br>(3) Back angle<br>(4) Seat angle<br>(6) Back/lumbar height | <b>9667-64</b> \$1496 | -                         | -        | -        | -                      | -        | -         | -                      | -        | - | -  | -  |    |
|   |   |                       | <b>OVERALL DIMENSIONS</b> |          |          | <b>SEAT DIMENSIONS</b> |          |           | <b>BACK DIMENSIONS</b> |          |   |    |    |    |
|   |   |                       | <b>W</b>                  | <b>D</b> | <b>H</b> | <b>W</b>               | <b>D</b> | <b>H</b>  | <b>W</b>               | <b>H</b> |   |    |    |    |
|   |   |                       | 18                        | 20.5     | 42       | 18                     | 17       | 21-31     | 16.5                   | 12.5-19  |   |    |    |    |
|   |   |                       | <b>RTA 2</b>              |          |          |                        |          |           |                        |          |   |    |    |    |

**ACADEMIC REPLACEMENT ARMS**

(For Task Seating models ONLY)  
 Arms other than those provided as standard on your chair.  
 Refer to chart below for availability by series.

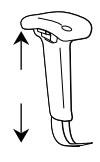
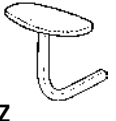
|                | STD | AL | F   | O  | OJ  | TD | ZH | 3N  | 4J  | 4M | 4T | GL | 9B  | 9S  |
|----------------|-----|----|-----|----|-----|----|----|-----|-----|----|----|----|-----|-----|
| <b>GOAL</b>    | 3N  | NR | NR  | 42 | 106 | 42 | NR | STD | 139 | 77 | 77 | NR | 201 | NR  |
| <b>GRANADA</b> | 3N  | 83 | 201 | 42 | 106 | 42 | 0  | STD | 139 | 77 | 77 | 77 | 201 | 106 |

**SO** = AVAILABLE AT NO ADDITIONAL CHARGE

**NR** = OPTION NOT RECOMMENDED

**INDUSTRIAL REPLACEMENT ARMS**

Optional arms for INDUSTRIAL and ESD seating ONLY.

|  |                                      |             |                        |                      |
|--|--------------------------------------|-------------|------------------------|----------------------|
|  <p><b>3N</b></p>   | Industrial Seating Series            | Options     | *Replacement Arm Price | **Optional Arm Price |
|  | Adjustable height<br>T-arm, Curved   | urethane    | STD                    | \$228                |
|  <p><b>2Z</b></p> | Industrial Seating Series            | Options     | *Replacement Arm Price | **Optional Arm Price |
|  | Fixed height<br>T-arm, Kidney Shaped | upholstered | STD (ESD Models)       | \$115                |

Notes:

\* Use this column to select another arm other than the one provided on your chair.

\*\* Use this column to select arms for a chair that doesn't come with arms.





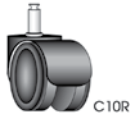
|           |                   |                            |            |        |             |
|-----------|-------------------|----------------------------|------------|--------|-------------|
| <b>C5</b> | Large Ball Caster | Chrome Hood/<br>Black Ball | Hard Floor | 1 each | <b>\$23</b> |
|-----------|-------------------|----------------------------|------------|--------|-------------|

**Available as a substitute for C56 glides on Wipe Down Work stools at no charge.**



|            |               |  |                           |        |             |
|------------|---------------|--|---------------------------|--------|-------------|
| <b>C7R</b> | Slipper Glide |  | All surface<br>except ESD | 1 each | <b>\$25</b> |
|------------|---------------|--|---------------------------|--------|-------------|

**Standard on Industrial, Anti-Microbial and Wipe Down Minotaur Work stools.**



|             |   |       |                                  |        |             |
|-------------|---|-------|----------------------------------|--------|-------------|
| <b>C10R</b> | Integrated Dual Wheel<br>Rubber Coated Caster | Black | Vinyl, Marble,<br>Hardwood Floor | 1 each | <b>\$44</b> |
|-------------|---|-------|----------------------------------|--------|-------------|

**Standard on Industrial, Clean Room #1000 and Wipe Down Minotaur stools and Clean Room #1000 and Anti-Microbial Granada models.**



|             |  |   |                     |        |             |
|-------------|--|---|---------------------|--------|-------------|
| <b>C38R</b> | Non-Braking, Dual<br>Wheel, Caster w/ESD | Die Cast Zinc<br>Chrome Plated Hood<br>Wheels - First Grade<br>Polyamide w/ Soft<br>polyurethane tread. | Hard Floor Surfaces | 1 each | <b>\$70</b> |
|-------------|--|---|---------------------|--------|-------------|

**Standard on ESD chairs and stools.**



|             |   |  |                     |        |             |
|-------------|---|--|---------------------|--------|-------------|
| <b>C39R</b> | Dual Wheel, Hard<br>Floor Safety Caster<br>w/Interval Brake | Galvanized Steel<br>Axle w/Chrome<br>Plated Hood<br>Zinc die cast frame) | Hard Floor Surfaces | 1 each | <b>\$69</b> |
|-------------|---|--|---------------------|--------|-------------|

**Standard on Industrial chairs and stools. Weight activated release brake helps to prevent chair from moving when not in use.**



|            |  |   |                   |        |             |
|------------|--|---|-------------------|--------|-------------|
| <b>C40</b> | Dual Wheel Safety<br>Caster w/ESD,<br>Interval Brake | Galvanized Steel<br>Axle w/Chrome<br>Plated Hood<br>(Zinc die cast frame) | Carpeted Surfaces | 1 each | <b>\$67</b> |
|------------|--|---|-------------------|--------|-------------|

**Available as a substitute on ESD chairs and stools only. Weight activated release brake helps to prevent chair from moving when not in use.**



|             |  |   |                |        |             |
|-------------|--|---|----------------|--------|-------------|
| <b>C40R</b> | Dual Wheel, Hard<br>Floor Safety Caster<br>w/ESD, Interval Brake | Galvanized Steel<br>Axle w/Chrome<br>Plated Hood<br>(Zinc die cast frame) | Tiled Surfaces | 1 each | <b>\$75</b> |
|-------------|--|---|----------------|--------|-------------|

**Available as a substitute on ESD chairs and stools only. Weight activated release brake helps to prevent chair from moving when not in use.**



|            |  |  |              |        |             |
|------------|--|--|--------------|--------|-------------|
| <b>C42</b> | High Profile Steel<br>Glide w/ESD<br>w/Impact Resistant<br>Polymer Glide | Steel Stem and Shell<br>(Zinc plated steel stem) | All Surfaces | 1 each | <b>\$25</b> |
|------------|--|--|--------------|--------|-------------|

**Standard on Minotaur Heavy Duty Bench stools and Work stools with ESD**



|             |                                       |       |                            |        |             |
|-------------|---------------------------------------|-------|----------------------------|--------|-------------|
| <b>C65R</b> | 2" Dual Wheel<br>Rubber Coated Caster | Black | All surfaces<br>except ESD | 1 each | <b>\$37</b> |
|-------------|---------------------------------------|-------|----------------------------|--------|-------------|

**Standard on Clean Room #1000 Minotaur work stools.**

### INDUSTRIAL CASTERS NOTES:

- Prices listed for Industrial Casters are upcharges when substituted on Industrial chair orders.
- Industrial Casters are not suitable for use on standard Global seating products.
- All casters are not appropriate for all flooring surfaces. Please consult with your Sales Representative or Global Customer Care for special situations that can be verified with the caster manufacturer. Alternate casters, if needed, may require an upcharge.

**PLEASE SPECIFY ALL SUBSTITUTIONS AND OPTIONS.**

# textiles and finishes

## Care and Cleaning

### TEXTILES

**Fabrics:** To extend the life of your seating upholstered in fabric, regularly dust the chair to prevent airborne particles from penetrating the fabric surface.

For light soiling, use a damp cloth and blot the spot with very slight pressure, taking care never to soak the fabric. Dry with a clean cloth by blotting - never rub fabric. More intense stains can be treated the same way, but with a mild detergent. Always test fabric first in an unseen area before using any cleaning method.

**Leather:** For regular cleaning, simply use a soft damp cloth, taking care not to soak the leather. For more thorough treatment, soak a soft cloth in mild soap solution and wipe surface in a light circular motion. Repeat with clean water. Allow to dry and polish with a soft dry cloth. Do not use detergents, aerosol sprays or other polishes.

### Various Care and Cleaning Methods

- **Water-Based Cleaner:** Spot clean, using the foam only from a water-based cleaning agent, such as a mild detergent or non-solvent upholstery shampoo product. Apply foam with a soft brush in a circular motion. Vacuum when dry. Pretest small area before proceeding.
- **Solvent Cleaner:** Spot clean, using a mild water-free solvent or dry cleaning product. Clean only in a well-ventilated room and avoid any product containing carbon tetrachloride or other toxic materials. Pre-test a small area before proceeding.
- **Water/Solvent Cleaner:** Spot clean with amid solvent, an upholstery shampoo, or the foam from a mild detergent. When using a solvent or dry cleaning product, follow instructions carefully and clean only in a well-ventilated room. Avoid any product that contains carbon tetrachloride or other toxic materials. With either method, pretest a small area before proceeding.
- **Vacuum Only:** Clean this fabric only by vacuuming or light brushing to prevent accumulation of dust and grime. Water-based foam cleaning agents of any kind may cause excessive shrinking, staining, or distortion of the surface pile and therefore, should not be used.
- **Crypton Cleaning:** Generally stains are removed with plain water and powdered enzyme detergent. Upholstery foam shampoo, water-based cleaning products and germicidal detergents can be used. Be sure to remove all residue from cleaning products with clean water. Do not use solvent-based cleaners or dry cleaning products.

---

### HARD SURFACES

**Wood Veneer Finishes:** Waxing or polishing catalyzed finishes is not recommended because this will give a greasy, cloudy or uneven appearance to the product and could void your warranty. Global's conversion varnish is best cleaned by wiping the surface with a damp cloth, followed by a soft dry cloth in the direction of the grain. If the surfaces are heavily soiled, a gentle product like "Windex" can be used, following the same instructions as above.

**Laminate & Painted Metal Finishes:** Using a soft cloth, simply wipe the surface with a mild soap solution or glass cleaner. Always use a dry cloth and circular motion to prevent streaks.

# TEXTILES & FINISHES

## Textile Price Grades - Global Textiles

|          |   |
|----------|---|
| Grade 1  | Carrera, Dobby, Fusion, Illusion, Jenny, Quilt, Terrace, Trak, Urban, Waterfall, Wavelength |
| Grade 2  | Allante FRee, Elevate, Etch, GC Linen, Imprint, Luxhide, Release                            |
| Grade 3  | Non standard GLOBAL textiles  |
| Grade 4  | Non standard GLOBAL textiles  |
| Grade 6  | Novaro Genuine Leather, non standard GLOBAL textiles  |
| Grade 7  | Non standard GLOBAL textiles  |
| Grade 8  | Non standard GLOBAL textiles  |
| Grade 9  | Non standard GLOBAL textiles  |
| Grade 11 | Non standard GLOBAL textiles  |
| Grade 10 | Non standard GLOBAL textiles  |
| Grade 12 | Non standard GLOBAL textiles  |

Please refer to individual seating series for availability of a particular textile.

The charts above do not include Textiles offered by Alliance Partners: Architex, Arc-Com Fabrics, Designtex, Green Hides, LDI Interiors, Luum Textiles, Maharam, Mayer Fabrics, Momentum, and Ultrafabrics.

## Blend Seating Textiles

The grid below outlines the grade structure for using multiple textiles on select seating series. Blended textiles occur when one textile is chosen for one part of the chair and a different textile is selected for another part of the chair, resulting in a revised "blended grade".

NOT FOR USE with Calidon, Collingwood, Drift, Erin, Oakville or River+. See series price list pages for applicable pricing.

For specification and pricing for more than two different textiles, please contact Global CustomerCare for approval process and pricing.

### FIRST TEXTILE SELECTED

|                         |    | FIRST TEXTILE SELECTED |    |    |    |    |    |    |    |    |    |    |    |    |    |    |    |    |    |
|-------------------------|----|------------------------|----|----|----|----|----|----|----|----|----|----|----|----|----|----|----|----|----|
|                         |    | 1                      | 2  | 3  | 4  | 5  | 6  | 7  | 8  | 9  | 10 | 11 | 12 | 13 | 14 | 15 | 16 | 17 | 18 |
| SECOND TEXTILE SELECTED | 1  | 1                      |    |    |    |    |    |    |    |    |    |    |    |    |    |    |    |    |    |
|                         | 2  | 2                      | 2  |    |    |    |    |    |    |    |    |    |    |    |    |    |    |    |    |
|                         | 3  | 3                      | 3  | 3  |    |    |    |    |    |    |    |    |    |    |    |    |    |    |    |
|                         | 4  | 3                      | 4  | 4  | 4  |    |    |    |    |    |    |    |    |    |    |    |    |    |    |
|                         | 5  | 4                      | 4  | 5  | 5  | 5  |    |    |    |    |    |    |    |    |    |    |    |    |    |
|                         | 6  | 5                      | 5  | 5  | 6  | 6  | 6  |    |    |    |    |    |    |    |    |    |    |    |    |
|                         | 7  | 5                      | 6  | 6  | 6  | 7  | 7  | 7  |    |    |    |    |    |    |    |    |    |    |    |
|                         | 8  | 6                      | 6  | 7  | 7  | 7  | 8  | 8  | 8  |    |    |    |    |    |    |    |    |    |    |
|                         | 9  | 7                      | 7  | 7  | 8  | 8  | 8  | 9  | 9  | 9  |    |    |    |    |    |    |    |    |    |
|                         | 10 | 8                      | 8  | 8  | 8  | 9  | 9  | 9  | 10 | 10 | 10 |    |    |    |    |    |    |    |    |
|                         | 11 | 9                      | 9  | 9  | 9  | 9  | 10 | 10 | 10 | 11 | 11 | 11 |    |    |    |    |    |    |    |
|                         | 12 | 10                     | 10 | 10 | 10 | 10 | 10 | 11 | 11 | 11 | 12 | 12 | 12 |    |    |    |    |    |    |
|                         | 13 | 11                     | 11 | 11 | 11 | 11 | 11 | 12 | 12 | 12 | 12 | 13 | 13 | 13 |    |    |    |    |    |
|                         | 14 | 11                     | 12 | 12 | 12 | 12 | 12 | 12 | 13 | 13 | 13 | 13 | 14 | 14 | 14 |    |    |    |    |
|                         | 15 | 12                     | 12 | 13 | 13 | 13 | 13 | 13 | 13 | 14 | 14 | 14 | 14 | 15 | 15 | 15 |    |    |    |
|                         | 16 | 13                     | 13 | 13 | 14 | 14 | 14 | 14 | 14 | 14 | 15 | 15 | 15 | 15 | 16 | 16 | 16 |    |    |
|                         | 17 | 14                     | 14 | 14 | 14 | 15 | 15 | 15 | 15 | 15 | 15 | 16 | 16 | 16 | 16 | 17 | 17 | 17 |    |
|                         | 18 | 15                     | 15 | 15 | 15 | 15 | 16 | 16 | 16 | 16 | 16 | 16 | 17 | 17 | 17 | 17 | 18 | 18 | 18 |

## Textile and Color Listings

### Grade 1

#### Carrera 100% Polyester

|            |               |            |                 |              |           |               |
|------------|---------------|------------|-----------------|--------------|-----------|---------------|
| CE84 Zest  | CE85 Savannah | CE86 Slate | CE87 Rainforest | CE88 Aspen   | CE89 Dune | CE90 Flannel  |
| CE91 Azure | CE92 Chili    | CE93 Jute  | CE95 Ink        | CE96 Sangria | CE97 Java | CE98 Charcoal |

#### Dobby 96% Recycled Polyester / 4% Virgin Polyester

|                   |               |            |            |               |               |            |
|-------------------|---------------|------------|------------|---------------|---------------|------------|
| DB30 Snowcap      | DB31 Bonsai   | DB32 Cloud | DB33 Sand  | DB34 Pewter   | DB35 Santa Fe | DB36 Corfu |
| DB37 Medium Taupe | DB38 Charcoal | DB39 Berry | DB40 Royal | DB41 Titanium | DB42 Black    |            |

#### Fusion 90% Virgin Polyester / 10% Post-Consumer Recycled Polyester

|                |            |            |               |            |                |              |
|----------------|------------|------------|---------------|------------|----------------|--------------|
| FU71 Tangerine | FU72 Fresh | FU73 Moss  | FU74 Tomato   | FU75 Aqua  | FU76 Sandstone | FU77 Granite |
| FU78 Poppy     | FU79 Cadet | FU80 Oasis | FU81 Graphite | FU82 Viola | FU83 Cobalt    | FU84 Flax    |
| FU85 Carbon    |            |            |               |            |                |              |

#### Illusion 100% Virgin Polyester

|                 |              |              |             |            |              |           |
|-----------------|--------------|--------------|-------------|------------|--------------|-----------|
| II01 Cappuccino | II02 Paprika | II03 Tropic  | II04 Wicker | II05 Hemp  | II06 Cayenne | II07 Maui |
| II08 Dusk       | II09 Smoke   | II10 Currant | II11 Fiji   | II12 Ozone | II13 Ebony   |           |

#### Jenny 100% Polyester

|              |                |              |                |              |               |                    |
|--------------|----------------|--------------|----------------|--------------|---------------|--------------------|
| JN01 Midnite | JN02 Ebony     | JN03 Slate   | JN07 Vermilion | JN08 Admiral | JN11 Charcoal | JN25 Silver Lining |
| JN26 Oatmeal | JN27 Sunflower | JN28 Cascade | JN29 Harvest   | JN30 Melon   | JN31 Berry    | JN32 Green Grass   |
| JN33 Roast   |                |              |                |              |               |                    |

#### Quilt 100% Polyester

|             |                    |               |            |             |              |                |
|-------------|--------------------|---------------|------------|-------------|--------------|----------------|
| QL10 Black  | QL11 Charcoal Grey | QL14 Navy     | QL16 Wine  | QL19 Silver | QL20 Feather | QL21 Dune      |
| QL22 Meadow | QL23 Cadet         | QL24 Geranium | QL25 Daisy | QL26 Quest  | QL27 Punch   | QL28 Tangerine |
| QL29 Cocoa  |                    |               |            |             |              |                |

#### Terrace 70% Virgin Polyester / 30% Post-Consumer Recycled Polyester

|                |               |                  |                     |                |            |           |
|----------------|---------------|------------------|---------------------|----------------|------------|-----------|
| TC61 Tigerlily | TC62 Shadow   | TC63 Cobble      | TC64 Cherry Blossom | TC65 Bluebell  | TC66 Apple | TC67 Haze |
| TC68 Cerise    | TC69 Twilight | TC70 Wintergreen | TC71 Ironwork       | TC72 Pine Cone | TC73 Flirt | TC74 Echo |
| TC75 Glacier   |               |                  |                     |                |            |           |

#### Trak 100% Recycled Polyester

|            |              |             |                   |             |             |           |
|------------|--------------|-------------|-------------------|-------------|-------------|-----------|
| TK40 Taupe | TK41 Mustard | TK42 Latte  | TK43 Cement       | TK44 Silver | TK45 Copper | TK46 Teal |
| TK47 Apple | TK48 Steel   | TK49 Merlot | TK50 Midnight Sky | TK51 Mocha  | TK52 Carbon |           |

#### Urban 62% Recycled Polyester / 32% Polyester

|               |                  |                 |                   |                  |                 |                |
|---------------|------------------|-----------------|-------------------|------------------|-----------------|----------------|
| UR10 Red Rose | UR11 Ocean Blue  | UR12 Blue Bayou | UR13 Green Grass  | UR14 Sandcastle  | UR15 Beach Day  | UR16 Boardwalk |
| UR17 Earth    | UR18 Brown Ridge | UR19 White Sand | UR20 Granite Rock | UR21 Gravel Road | UR22 Black Coal |                |

#### Waterfall 60% Virgin Polyester / 40% Post-Consumer Recycled Polyester

|             |            |                  |               |              |               |                 |
|-------------|------------|------------------|---------------|--------------|---------------|-----------------|
| WA40 Trance | WA41 Tryst | WA42 Splash      | WA43 Victoria | WA44 Imagine | WA45 Sky      | WA46 Rainforest |
| WA47 Rumble | WA48 Prism | WA49 Tranquility | WA50 Grand    | WA51 Rushing | WA52 Magestic | WA53 Pacific    |
| WA54 Dance  |            |                  |               |              |               |                 |

#### Wavelength 100% Virgin Polyester

|              |             |             |               |              |               |              |
|--------------|-------------|-------------|---------------|--------------|---------------|--------------|
| WV01 Lime    | WV02 Mint   | WV03 Stone  | WV04 Flame    | WV05 Mykonos | WV06 Savannah | WV07 Mesa    |
| WV08 Plasma  | WV09 Cancun | WV10 Quartz | WV11 Moonrock | WV12 Rubine  | WV13 Corfu    | WV14 Bluejay |
| WV14 Panther |             |             |               |              |               |              |

### Grade 2

#### Elevate 80% Post-Consumer Recycled Polyester / 20% Rayon

|            |             |             |              |                |            |            |
|------------|-------------|-------------|--------------|----------------|------------|------------|
| EL51 Halo  | EL52 Dove   | EL53 Safari | EL54 Sunglow | EL55 Margarita | EL56 Fiji  | EL57 Mist  |
| EL58 Blaze | EL59 Wasabi | EL60 Mystic | EL61 Mica    | EL62 Cherry    | EL63 Scuba | EL64 Lapis |
| EL65 Onyx  |             |             |              |                |            |            |

#### Etch 80% Post-Consumer Recycled Polyester / 20% Rayon

|                 |             |              |               |               |               |             |
|-----------------|-------------|--------------|---------------|---------------|---------------|-------------|
| ET81 Drift      | ET82 Citron | ET83 Calypso | ET84 Mandarin | ET85 Crisp    | ET86 Iris     | ET87 Nickel |
| ET88 Paprika    | ET89 Nutmeg | ET90 Marine  | ET91 Magnet   | ET92 Infrared | ET93 Espresso | ET94 Indigo |
| ET95 Anthracite |             |              |               |               |               |             |

#### Imprint 100% Post-Consumer Polyester

|                |             |             |             |                  |               |            |
|----------------|-------------|-------------|-------------|------------------|---------------|------------|
| IM70 Almond    | IM71 Cork   | IM72 Sand   | IM73 Currie | IM74 Candy Apple | IM75 Ocean    | IM76 Navy  |
| IM77 Green Tea | IM78 Celery | IM79 Oregon | IM80 Walnut | IM81 Paprika     | IM82 Graphite | IM83 Slate |
| IM84 Licorice  |             |             |             |                  |               |            |

# TEXTILES & FINISHES

**Grade 2 (Vinyl)** For availability of chair series in Vinyl, please contact a Global Sales Representative.

**Allante FFree** 100% Vinyl Face / 100% Polyester Backing

|                  |                       |                     |                   |                   |                    |                   |
|------------------|-----------------------|---------------------|-------------------|-------------------|--------------------|-------------------|
| A01F Illusion    | A02F Bright White     | A03F White Crush    | A04F Ivory        | A05F Ice          | A06F Bleached Sand | A07F Taupe Fawn   |
| A08F Warm Smoke  | A09F Autumn Rain      | A10F Cookie         | A11F Sierra Brick | A12F Gibraltar    | A13F Chateau Grey  | A14F Garden Green |
| A15F Oasis Green | A16F Ink Black        | A17F Purple Impulse | A18F Italian Rose | A19F Mountain Sky | A20F Old Navy      | A21F Galaxy       |
| A22F Red Truffle | A23F Chocolate Sundae | A24F Province Blue  | A25F Eclipse      |                   |                    |                   |

**GC Linen** 100% Vinyl Face

|                   |                   |              |            |             |               |               |
|-------------------|-------------------|--------------|------------|-------------|---------------|---------------|
| LE50 Potters Clay | LE51 Pearl        | LE52 Tan     | LE53 Storm | LE54 Butter | LE55 Haystack | LE56 Ganache  |
| LE57 Sunset       | LE58 Burnt Orange | LE59 Cayenne | LE60 Navy  | LE61 Bamboo | LE62 Gray     | LE63 Charcoal |
| LE64 Moss         |                   |              |            |             |               |               |

**Luxhide** 100% Vinyl Face / Bonded Leather Backing

|                 |                |             |                 |               |               |            |
|-----------------|----------------|-------------|-----------------|---------------|---------------|------------|
| BL20 Black      | BL22 Parchment | BL23 Saddle | BL24 Dark Brown | BL26 Burgundy | BL27 Charcoal | BL28 White |
| BL34 Light Grey |                |             |                 |               |               |            |

**Release** 100% Vinyl Face

|                |                   |                     |                     |                |              |               |
|----------------|-------------------|---------------------|---------------------|----------------|--------------|---------------|
| RL11 White     | RL12 Chalk        | RL13 Stone          | RL14 Taupe          | RL15 Orange    | RL16 Country | RL17 Tuscan   |
| RL18 Cottage   | RL19 Yellow       | RL21 Red Barn       | RL22 Brave Red      | RL23 Gypsy Red | RL24 Cajun   | RL25 Vineyard |
| RL26 Olive     | RL27 Bonsai       | RL28 Summer's Dream | RL29 Calico         | RL31 Green     | RL32 Blue    | RL33 Black    |
| RL34 Cool Grey | RL35 Thunder Grey | RL36 Navy           | RL37 Dark Chocolate | RL38 Espresso  |              |               |

**Grade 6**

**Novaro Genuine Leather** 100% Leather

|            |              |             |                |             |              |               |
|------------|--------------|-------------|----------------|-------------|--------------|---------------|
| NO50 Ash   | NO51 Asphalt | NO52 Bison  | NO53 Blueberry | NO54 Cloud  | NO55 Clove   | NO56 Cordovan |
| NO57 Doe   | NO58 Linen   | NO59 Marina | NO60 Phantom   | NO61 Pigeon | NO62 Scarlet | NO63 Turtle   |
| NO64 Wheat |              |             |                |             |              |               |

**Panel Fabrics**

**GRADE 2**

**Lola** 100% Polyester.

|                   |                    |                |            |              |             |                |
|-------------------|--------------------|----------------|------------|--------------|-------------|----------------|
| LL11 Medium Taupe | LL12 Caramel Cream | LL14 Blue Mist | LL35 Spray | LL36 Granite | LL37 Cinder | LL38 Sandstone |
|-------------------|--------------------|----------------|------------|--------------|-------------|----------------|

**GRADE 3**

**Anchorage** 65% Pre-consumer Polyester / 35% Post-consumer Polyester

|            |                  |                    |               |                |              |                  |
|------------|------------------|--------------------|---------------|----------------|--------------|------------------|
| AN40 Birch | AN41 Green Apple | AN42 Lapis         | AN43 Straw    | AN44 Wolf      | AN45 Goose   | AN46 Angora      |
| AN47 Cumin | AN48 Asteroid    | AN49 Geranium      | AN50 Thistle  | AN51 Graphite  | AN52 Slate   | AN53 Quarry Blue |
| AN54 Onyx  | AN55 Pumpkin     | AN56 Red Delicious | AN57 Sunshine | AN59 Waterfall | AN61 Vanilla | AN62 Cobalt      |
| AN64 Cloud |                  |                    |               |                |              |                  |

**Merge** 100% Polyester / 75% Post-consumer Recycled Polyester

|                  |                    |                |           |               |            |                 |
|------------------|--------------------|----------------|-----------|---------------|------------|-----------------|
| MG20 Fawn        | MG21 Marshmallow   | MG22 Driftwood | MG23 Dove | MG24 Graphite | MG25 Slate | MG26 Eucalyptus |
| MG27 Fire Engine | MG28 Mediterranean | MG29 Midnight  |           |               |            |                 |

## FINISHES

**Seating Finishes - Metal:** Please consult each Seating Series for finish availability.

|                      |             |                      |                 |                   |               |             |              |
|----------------------|-------------|----------------------|-----------------|-------------------|---------------|-------------|--------------|
| Antique Copper (ACO) | Black (TBL) | Brushed Chrome (BCH) | Buzz Blue (TBZ) | Cactus (TCC)      | Carrot (TCR)  | Cloud (TIV) | Chrome (CHM) |
| Designer White (TDW) | Dijon (TDJ) | Eggplant (TEG)       | Fog (TFO)       | Frost (TFR)       | Ink (TIN)     | Kalua (TKA) | Shadow (TSH) |
| Latte (TLA)          | Mocha (TMO) | Nevada (TNE)         | Sand (TSN)      | Satin Brass (SBR) | Scarlet (TSR) |             |              |
| Toast                | (TOA)       | Tungsten (TT)        |                 |                   |               |             |              |

**Seating Finishes - Plastic** (Duet, Popcorn, and Sonic)

|                 |              |              |             |             |                |              |
|-----------------|--------------|--------------|-------------|-------------|----------------|--------------|
| Buzz Blue (BZB) | Cactus (CCT) | Carrot (CRO) | Cloud (IVC) | Dijon (DJN) | Eggplant (EGP) | Fog (FOG)    |
| Frost (FRO)     | Ink (INK)    | Latte (LAB)  | Night (BLK) | Sand (SND)  | Scarlet (SAR)  | Shadow (SHW) |

**Seating Finishes - Wood** Seating finishes will not necessarily match Casegoods finishes. This is due to the fact that Seating and Casegoods finishes use different wood species and are manufactured at multiple locations.

|                     |                    |                  |                     |                      |                 |                   |
|---------------------|--------------------|------------------|---------------------|----------------------|-----------------|-------------------|
| Absolute (AAM)      | Black (BKM)        | Cherry (ACM)     | Espresso Cafe (ECM) | English Oak (EOM)    | Fruitwood (TFM) | Gray (HGM)        |
| Honey (AHM)         | Mahogany (TMM)     | Maple (AVM)      | Medium Walnut (MWM) | Natural Walnut (NLW) | Night (ASM)     | Noce Biondo (NBM) |
| Noce Grigio (NGM)   | Noce Leggero (NEM) | Noce Medio (NMM) | Shaker Cherry (SKM) | Walnut (TWM)         | WC Cream (WTM)  | White (WHM)       |
| Winter Cherry (WCM) |                    |                  |                     |                      |                 |                   |

**Desks, Workstations, Tables and Accessories - Laminate**

|                          |                      |                      |                       |                   |                      |                   |
|--------------------------|----------------------|----------------------|-----------------------|-------------------|----------------------|-------------------|
| Absolute Acajou (ACJ)    | Asian Night (ASN)    | Avant Cherry (AWC)   | Avant Honey (AWH)     | Black (BLK)       | Brushed Cobalt (BRC) | Clear Maple (CMB) |
| Dark Espresso (DES)      | Designer White (DWT) | Hayden Grey (HGT)    | Noce Biondo (NBL)     | Noce Grigio (NGL) | Noce Leggero (NEL)   | Noce Medio (NML)  |
| Quartered Mahogany (QTM) | Storm Grey (SOG)     | Walnut Heights (WHE) | White Chocolate (WHC) | Willow Grey (WGY) |                      |                   |
| Winter Cherry (WCR)      |                      |                      |                       |                   |                      |                   |

**Desks, Workstations, Tables and Accessories - Wood Veneer**

|                     |                      |              |                    |                       |                   |                     |
|---------------------|----------------------|--------------|--------------------|-----------------------|-------------------|---------------------|
| Almond Cherry (AMW) | Cocoa Walnut (CAW)   | Coral (CRW)  | Dark Cherry (DCW)  | Espresso Walnut (EWW) | Evening Oak (EVW) | Grey on Oak (GRW)   |
| Hazelnut (HAW)      | Honey Maple (SMW)    | Java (JAW)   | Latte Walnut (LTW) | Milestone (MTW)       | Mocha (MCW)       | Natural Maple (MPW) |
| Red Cherry (RCW)    | Vintage Cherry (VNW) | Walnut (WLW) | Warm Cherry (WCW)  | White Maple (WMW)     |                   |                     |

**Metal File + Storage Finishes**

|                     |                               |                    |                          |                         |                |
|---------------------|-------------------------------|--------------------|--------------------------|-------------------------|----------------|
| Business Grey (BGR) | Black Coffee Textured (BKC)   | Black (BLK)        | Bone (BNE)               | Blizzard Textured (BZD) | Charcoal (CHR) |
| Claret (CLT)        | Dark Chocolate Textured (DCH) | Desert Putty (DPT) | Designer White (DWT)     | Fog (FOG)               | Grey (GRY)     |
| Light Grey (LGR)    | Ice (ICE)                     | Ivory (IVR)        | Mocha Textured (MCH)     | Metro (MET)             | Moss (MOS)     |
| Nevada (NEV)        | Navy (NVY)                    | Oyster (OYS)       | Stonedust Textured (SDT) | Storm Grey (SGR)        | Silver (SIL)   |
| Sky (SKY)           | Stone (STN)                   | Taupe (TPE)        | Tahiti Sand (TSA)        | Tungsten (TUN)          | Willow (WIL)   |

# TEXTILES & FINISHES

## Solid Wood and Laminate Coordinating Colors

### Solid Wood Colors

Absolute (AAM)  
 Black (BKM)  
 Cherry (ACM)  
 Espresso Cafe (ECM)  
 Fruitwood (TFM)  
 Gray (HGM)  
 Honey (AHM)  
 Mahogany (TMM)  
 Maple (AVM)  
 Medium Walnut (MWM)  
 Night (ASM)  
 Noce Biondo (NBM)  
 Noce Grigio (NGM)  
 Noce Leggero (NEM)  
 Noce Medio (NMM)  
 Walnut (TWM)  
 WC Cream (WTM)  
 White (WHM)  
 Winter Cherry (WCM)

### Laminate Colors

Absolute Acajou (ACJ)  
 Black (BLK)  
 Avant Cherry (AWC)  
 Dark Espresso (DES)  
 Hayden Grey (HGT)  
 Avant Honey (AWH)  
 Quartered Mahogany (QTM)  
 Clear Maple (CMB)  
 Asian Night (ASN)  
 Noce Biondo (NBL)  
 Noce Leggero (NEL)  
 Noce Leggero (NEL)  
 Noce Medio (NML)  
 White Chocolate (WHC)  
 Designer White (DWT)  
 Winter Cherry (WCR)

| DRIFT TABLE FINISHES COORDINATION CHART                     |                    |  |                |
|---|--------------------|--|----------------|
| HPL TOP FINISH  |                    | COORDINATING WOOD BASE FINISH                            |                |
| ACJ**   | Absolute Acajou    | AAM  | Absolute       |
| ASN**   | Asian Night        | ASM  | Night          |
| AWC**   | Avant Cherry       | ACM  | Cherry         |
| AWH**   | Avant Honey        | AHM  | Honey          |
| BLK**   | Black              | BKM  | Black          |
| CMB**   | Clear Maple        | AVM*   | Maple          |
| DES**   | Dark Espresso      | ECM  | Espresso Cafe  |
| DWT**   | Designer White     | WHM  | White          |
| HGT   | Hayden Grey        | HGM  | Grey           |
| NBL**   | Noce Biondo        | NBM  | Noce Biondo    |
| NEL**   | Noce Leggero       | NEM  | Noce Leggero   |
| NGL**   | Noce Grigio        | NGM  | Noce Grigio    |
| NML**   | Noce Medio         | NMM  | Noce Medio     |
| QTM**   | Quartered Mahogany | TMM  | Mahogany       |
|   |                    | TFM  | Fruitwood      |
|   |                    | TWM  | Walnut         |
| WCR**   | Winter Cherry      | WCM  | Winter Cherry  |
| WHC**   | White Chocolate    | WTM  | WC Cream       |
| WHE**   | Walnut Heights     | MWM  | Medium Walnut  |
| HPL TOP FINISHES WITH NO COORDINATING WOOD BASE FINISHES    |                    | WOOD BASE FINISHES WITH NO COORDINATING HPL TOP FINISHES |                |
| BRC**   | Brushed Cobalt     | EOM  | English Oak    |
| SOG**   | Storm Grey         | NLW  | Natural Walnut |
| WGY**   | Willow Grey        | SKM  | Shaker Cherry  |
| **Chrome base models are available for all HPL Top Finishes |                    |  |                |

Please note that these finishes are coordinating and not exact matches. Please reach out to your Global Sales Representative for physical samples of finishes prior to ordering.

# METAL LEG, FRAME + BASE FINISH CHART

|   | paint finishes |          |  |       |       |       |       |                |  |     |       |      |       |       |        |         |        |           |          | plated finishes |        |                |             |                |  |  |  |  |
|---|----------------|----------|--|-------|-------|-------|-------|----------------|--|-----|-------|------|-------|-------|--------|---------|--------|-----------|----------|-----------------|--------|----------------|-------------|----------------|--|--|--|--|
|   | Black          | Tungsten | Shadow                                     | Latte | Mocha | Kalua | Toast | Designer White | Nevada   | Fog | Cloud | Sand | Frost | Dijon | Carrot | Scarlet | Cactus | Buzz Blue | Eggplant | Ink             | Chrome | Brushed Chrome | Satin Brass | Antique Copper |  |  |  |  |
| OLD FINISH CODE                           | BLK            | TUN      | SHW  | LAB   | J52   | KAL   | TOA   | DWT            | NEV  | FOG | IVC   | -    | -     | -     | -      | -       | -      | -         | -        | -               | CH     | BSC            | -           | -              |  |  |  |  |
| NEW FINISH CODE                           | TBL            | TTU      | TSH  | TLA   | TMO   | TKA   | TOA   | TDW            | TNE  | TFO | TIV   | TSN  | TFR   | TDJ   | TCR    | TSR     | TCC    | TBZ       | TEG      | TIN             | CHM    | BCH            | SBR         | ACO            |  |  |  |  |
| <b>GUEST SEATING</b>                      |                |          |  |       |       |       |       |                |  |     |       |      |       |       |        |         |        |           |          |                 |        |                |             |                |  |  |  |  |
| Caprice                                   | •              | •        | •  | •     | •     | •     | •     | •              | •  | •   | •     | •    | •     | •     | •      | •       | •      | •         | •        | •               | •*     | •*             | •*          | •*             |  |  |  |  |
| Comet                                     | •              | •        | •  | •     | •     | •     | •     | •              | •  | •   | •     | •    | •     | •     | •      | •       | •      | •         | •        | •               | •*     |                |             |                |  |  |  |  |
| Diplomat                                  | •              | •        | •  |       |       |       |       |                |  |     |       |      |       |       |        |         |        |           |          |                 | •*     |                |             |                |  |  |  |  |
| Lite                                      | •              | •        | •  | •     | •     | •     | •     | •              | •  | •   | •     | •    | •     | •     | •      | •       | •      | •         | •        | •               | •*     | •*             | •*          | •*             |  |  |  |  |
| Marche                                    | •              | •*       |  |       |       |       |       |                |  |     |       |      |       |       |        |         |        |           |          |                 | •*     | •*             |             |                |  |  |  |  |
| Moda (four leg)                           | •*             | •*       | Also available in three woodgrain patterns |       |       |       |       |                |  |     |       |      |       |       |        |         |        |           |          |                 |        | •              |             |                |  |  |  |  |
| Sas                                       | •              | •        |  |       |       |       |       |                |  |     |       |      |       |       |        |         |        |           |          |                 | •*     |                |             |                |  |  |  |  |
| Sidero                                    | •              | •        | •  | •     | •     | •     | •     | •              | •  | •   | •     | •    |       |       |        |         |        |           |          |                 | •*     |                |             |                |  |  |  |  |
| Solo (models 5225 + 5226)                 | •              | •        | •  |       |       |       |       |                |  |     |       |      |       |       |        |         |        |           |          |                 | •*     |                |             |                |  |  |  |  |
| Supra (armchairs)                         | •              | •        |  |       |       |       |       |                |  |     |       |      |       |       |        |         |        |           |          |                 | •*     |                |             |                |  |  |  |  |
| Twilight                                  | •              | •        |  |       |       |       |       |                |  |     |       |      |       |       |        |         |        |           |          |                 |        |                |             |                |  |  |  |  |
| Tye (armchair)                            | •              | •        |  |       |       |       |       |                |  |     |       |      |       |       |        |         |        |           |          |                 | •*     |                |             |                |  |  |  |  |
| <b>STACKING/NESTING CHAIRS</b>            |                |          |  |       |       |       |       |                |  |     |       |      |       |       |        |         |        |           |          |                 |        |                |             |                |  |  |  |  |
| Duet (sled bases)                         |                |          |  |       |       |       |       |                |  |     |       |      |       |       |        |         |        |           |          |                 | •      |                |             |                |  |  |  |  |
| Moda (stacking)                           |                |          |  |       |       |       |       |                |  |     |       |      |       |       |        |         |        |           |          |                 | •      |                |             |                |  |  |  |  |
| Popcorn (sled bases)                      |                |          |  |       |       |       |       |                |  |     |       |      |       |       |        |         |        |           |          |                 | •      |                |             |                |  |  |  |  |
| Roma Nester                               | •              | •        | •  |       |       |       |       |                |  |     |       |      |       |       |        |         |        |           |          |                 | •*     |                |             |                |  |  |  |  |
| Sonic (four leg + sled bases)             | •              | •        | •  | •     | •     | •     | •     | •              | •  | •   | •     | •    | •     | •     | •      | •       | •      | •         | •        | •               | •      |                |             |                |  |  |  |  |
| Spritz (four leg bases)                   | •              | •        | •  |       |       |       |       |                |  |     |       |      |       |       |        |         |        |           |          |                 | •*     |                |             |                |  |  |  |  |
| Stream (multi-purpose)                    | •              | •        | •  | •     | •     | •     | •     | •              | •  | •   | •     | •    | •     | •     | •      | •       | •      | •         | •        | •               | •*     | •*             | •*          | •*             |  |  |  |  |
| Vion (multi-purpose)                      | •              | •        | •  |       |       |       |       |                |  | •   |       |      |       |       |        |         |        |           |          |                 | •*     |                |             |                |  |  |  |  |
| Zoma                                      | •              | •        | •  |       |       |       |       |                |  |     |       |      |       |       |        |         |        |           |          |                 | •*     |                |             |                |  |  |  |  |
| <b>LOUNGE SEATING</b>                     |                |          |  |       |       |       |       |                |  |     |       |      |       |       |        |         |        |           |          |                 |        |                |             |                |  |  |  |  |
| Ballara                                   | •              | •        |  |       |       |       |       | •              |  |     |       |      |       |       |        |         |        |           |          |                 | •*     | •*             |             |                |  |  |  |  |
| Citi                                      | •              | •        |  |       |       |       |       |                |  |     |       |      |       |       |        |         |        |           |          |                 | •*     |                |             |                |  |  |  |  |
| Citi Square                               | •              | •        | •  | •     | •     | •     | •     | •              | •  | •   | •     | •    | •     | •     | •      | •       | •      | •         | •        | •               | •*     | •*             | •*          | •*             |  |  |  |  |
| Drift (sled bases)                        | •              | •        | •  |       |       |       |       |                |  |     |       |      |       |       |        |         |        |           |          |                 | •*     |                |             |                |  |  |  |  |
| Jeo (pedestal bases on chairs and tables) |                |          |  |       |       |       |       |                |  |     |       |      |       |       |        |         |        |           |          |                 | •      | •              |             |                |  |  |  |  |
| Jeo (armchair, model 8437)                | •              | •        |  |       |       |       |       | •              |  |     |       |      |       |       |        |         |        |           |          |                 | •*     | •*             |             |                |  |  |  |  |
| ML  | •              | •        |  |       |       |       |       | •              |  |     |       |      |       |       |        |         |        |           |          |                 | •      | •              |             |                |  |  |  |  |
| ML Park                                   | •              | •        |  |       |       |       |       | •              | Also available in Polished Aluminum (ALU) and Brushed Aluminum (BAL) |     |       |      |       |       |        |         |        |           |          |                 |        |                |             |                |  |  |  |  |
| River                                     | •              | •        | •  | •     | •     | •     | •     | •              | •  | •   | •     | •    | •     |       |        |         |        |           |          |                 | •      |                |             |                |  |  |  |  |
| River+ (legs)                             | •              | •        | •  | •     | •     | •     | •     | •              | •  | •   | •     | •    | •     |       |        |         |        |           |          |                 | •      |                |             |                |  |  |  |  |
| Sirena (table legs)                       | •              | •        |  |       |       |       |       |                |  |     |       |      |       |       |        |         |        |           |          |                 |        |                |             |                |  |  |  |  |
| Venture                                   | •              | •        |  |       |       |       |       |                |  |     |       |      |       |       |        |         |        |           |          |                 | •      |                |             |                |  |  |  |  |
| Wind                                      | •              | •        | •  | •     | •     | •     | •     | •              | •  | •   | •     | •    | •     | •     | •      | •       | •      | •         | •        | •               | •      | •*             | •*          | •*             |  |  |  |  |
| Wind Linear                               | •              | •        | •  | •     | •     | •     | •     | •              | •  | •   | •     | •    | •     | •     | •      | •       | •      | •         | •        | •               | •      | •*             | •*          | •*             |  |  |  |  |

\* Upcharge required for this finish selection.



# C.O.M. INSTRUCTIONS

## COM and Graded-In Textiles:

Global will evaluate the textile to determine its possible use on our furniture. An approved COM or Graded-In textile does not warrant or guarantee the performance of the textile. Warranty claims for COM upholstery material will fall to the original vendor of the fabric, Global is not responsible for costs associated with recovering or replacement.

## COM Approval and Ordering Instructions

All COM requests must be submitted to Global for preliminary approval prior to acceptance of an order. Approval signifies only such material can be applied to the products they are intended. Approval does not constitute any responsibility nor any warranty on behalf of Global as to the appearance, behavior or durability of the COM.

To request review and approval of a COM textile:

1. Reference the [Global Textile Search](#) tool to verify if your COM is a pre-approved alliance partner textile.
2. Complete the electronic COM Authorization at [Global COM Submittal Form](#).
3. An acknowledgment email will be sent which includes a COM request number. Check for emails from [webedi@globalfurnituregroup.com](mailto:webedi@globalfurnituregroup.com)
4. If the manufacturer of the textile is **NOT** part of our Alliance Textile Partnership, send a fabric memo sample (minimum 6" x 6") with the COM request number to:

|             |  |
|-------------|--|
| Ship memo   | Global Furniture Group                 |
| Sample with | COM Sample Review Department           |
| Req. # to:  | 17 West Stow Road<br>Marlton, NJ 08053 |

**Global Alliance partners** include ArcCom, Architex, CF Stinson, CTL Prescott Leather, DesignTex, EnviroLeather, Green Hides, Knoll Textiles, LUUM, Maharam, Momentum Textiles, Mayer, Morbern and Ultrafabrics

5. If approved, an email will be sent indicating the textile approval, the required yardage, the Global orderable textile code and the ship to address for sending the COM yardage for production. Check for emails from [webedi@globalfurnituregroup.com](mailto:webedi@globalfurnituregroup.com)
6. To order, submit furniture order with approved orderable textile code to Global Furniture Group.
7. Order required textile yardage from textile manufacturer:

|             |                             |               |   |
|-------------|-----------------------------|---------------|---|
| Ship Fabric | <b>See Approval email</b>   | Include on PO | <b>Global approved textile code XXXX. Use</b>   |
| Yardage to: | <b>for shipping address</b> | to Mill:      | <b>Trans American as inbound customs broker</b> |
|             |                             |               | <b>1-800-333-0465</b>                           |

8. Upon receipt of textile yardage, a confirmation email will be sent. Check for emails from [webedi@globalfurnituregroup.com](mailto:webedi@globalfurnituregroup.com)
9. Email [comrequest@Globalfurnituregroup.com](mailto:comrequest@Globalfurnituregroup.com) with all inquiries.

COM orders will be scheduled for production only upon receipt of production yardage.


## COM Application

In the absence of any application instructions, Global will apply the textile in what it determines to be the best manner and cannot be held responsible after upholstering. Excess COM materials will be discarded at the discretion of Global unless otherwise instructed by the customer at the time the order is placed.

## COM Yardage Requirements

Upon approval of the submitted COM, Global will provide yardage requirements for the product model submitted. Yardage requirements shown in the List Price Book are based on plain, non-directional, 54" wide textile that is being cut up the roll. If the COM is to be railroaded, please note on the COM Authorization form.

The following chart is provided as a budgeting tool for our customers to estimate costs associated with yardage purchase. Final yardage requirement is evaluated and provided by Global on the final approval form. **Global is not responsible where additional materials must be ordered.**



**For 2-way repeats, ranges are calculate by using the higher repeat . (i.e if the repeat is 13v x 15h you would use 15h to calculate the extra yardage needed).**

| Repeat    | Horizontal repeat | Vertical repeat | 2-Way repeat in 2 directions |
|-----------|-------------------|-----------------|------------------------------|
| 1/4" - 5" | Add 10%           | Add 15%         | Add 15%                      |
| 6" - 9"   | Add 15%           | Add 18%         | Add 20%                      |
| 10" - 13" | Add 30%           | Add 35%         | Add 40%                      |
| 14" - 19" | Add 45%           | Add 55%         | Add 60%                      |

## Sealed Seams (Vinyl textile only):

This process increases the strength and integrity of the seam for Vinyl textiles, providing additional protection against moisture penetration through the seam and can prevent insects from entering the interior of the upholstered piece through the seams.

Testing must be conducted on every Vinyl textile and approval must be confirmed prior to acceptance of an order requesting sealed seams. When sealed seams are requested on the COM form, and if the vinyl textile is not an alliance partner, please contact Customer Care on where to submit the 1 yard of material needed for evaluation.

Note: Moisture barrier is not an option in conjunction with sealed seams.

**CUSTOMER INFORMATION** (To be filled by the Dealer) *Use one form per fabric*  
 Note: Incomplete information may delay or prevent approval

Dealer/Company Name:  Email:

Address:  City:  Postal Code:

Contact Name:  Phone:

P.O.#:  Contract #:  Date:

**Design Specifier of Record** (often requested by Mill for Sales Commissions):

**FABRIC INFORMATION**

1. Fabric Name (series/style#):   
 Fabric color name and description (including specifically designed):

2. Mill/Manufacturer name:

3. Specified fabric's country of origin (if available):

4. Fabric Specification/data sheet (if available please upload and disregard step 5) Attached?  
 Yes, skip Step # 5,    No, complete Step # 5.


5. Fabric content (% Cotton, % Polyester, etc.):   
 Fabric Width:  Pattern Repeat: Warp/Vertical  Fill/Horizontal

Railroaded?  Yes  No   FR Chemical?  Yes  No   PROP65 Compliant?  Yes  No   Contains PFAS?  Yes  No

**FABRIC APPLICATION INFORMATION**

| Chair Model          | Qty.                 | Multi Fabric              | Special instructions for CS and buyer | Special Instruction (e.g. reverse side, off direction/railroad pattern, sealed seam, moisture barrier etc.) |
|----------------------|----------------------|---------------------------|---------------------------------------|---|
| <input type="text"/> | <input type="text"/> | Yes <input type="radio"/> | <input type="text"/>                  | Sealed seam: Yes <input type="radio"/> No <input type="radio"/>   |
| <input type="text"/> | <input type="text"/> | (Drawing attached)        | <input type="text"/>                  | Off Direction/rail road pattern: Yes <input type="radio"/> No <input type="radio"/>                         |
| <input type="text"/> | <input type="text"/> | No <input type="radio"/>  | <input type="text"/>                  | No match repeat: Yes <input type="radio"/> No <input type="radio"/>   |
| <input type="text"/> | <input type="text"/> |                           | <input type="text"/>                  | Moisture barrier: Yes <input type="radio"/> No <input type="radio"/>  |
|                      |                      |                           |                                       | Inside out: Yes <input type="radio"/> No <input type="radio"/>  |
|                      |                      |                           |                                       | Random match: Yes <input type="radio"/> No <input type="radio"/>  |
|                      |                      |                           |                                       | Excess material instructions:<br><input type="text"/>   |
|                      |                      |                           |                                       | Other options: Yes <input type="radio"/> No <input type="radio"/>   |

**FABRIC DIRECTION**



\*Please click on the image above to select the direction for the fabrics for the seat and back.

**New fabric request**  
 Attach textile sample (8"x 8" swatch) in correct direction and side

**Previously approved fabric**  
 **Previous Global Approval/order #**   
 Attach textile sample (8"x 8" swatch) in correct direction and side

**USA CUSTOMER**  
 Mail to: Customer Service Rep., 17 West Stow RD #3116 MARLTON, NJ 08053, USA

# THINK GLOBAL / THINK GREEN



**LEVEL 3 CERTIFIED**  
Many programs in various categories



**LEED PARTNERSHIP PROGRAM**  
Products can help you earn credits



**GREENGUARD CERTIFIED**  
Gold

**THE ENVIRONMENT** We believe now more than ever, that it is our responsibility to protect the environment and our precious natural resources for future generations. The growing importance of energy and environmental concerns continues to challenge us in this ever changing marketplace.

As an industry leader, Global continues to take proactive steps towards reducing the negative impacts on the environment. We are building "healthier" offices; investing in Research & Development and new technologies; reducing waste and the consumption of energy; and improving the quality of the air we breathe, all which can have a significant impact on our quality of life.



Epoxy Powder coating process is solvent free. No harmful VOC's or lead. No toxins are released into the atmosphere.

Global's recycled fabrics offer affordable, environmentally responsible alternatives to commercial textiles. We recycle 35,000 lbs of fabric offcuts weekly.



powder paint process:  
**98% paint recovery and reuse**

more recycled fabric  
**less to the landfill**

talk to us about our  
**leed partnership program**

we've diverted  
**90% of our wood waste from landfill in four years**



Global has the products and resources to help your projects achieve LEED certification.

New technology allows us to reduce glue usage by 50%. In addition, our polyurethane glue reduces emissions and requires less energy to apply.



For further information on Global's environmental initiatives, please visit <http://www.globaltotaloffice.com/enviro/>



# TERMS & CONDITIONS

This illustrated price list has been designed to facilitate fast reference and easy use. All products are categorized into "seating", "desks", "files", "panels", "tables" and "modular furniture", and are listed numerically within their categories. The line drawings match actual photographs (where possible) to aid in instant recognition of the total range within a series.

Sales of Global-The Total Office ("Global") products are made only on Global's standard terms and conditions of sale which are contained in this Price Book. These standard terms and conditions may be modified or supplemented only by a separately written document signed by Global's authorized personnel at its head office in Marlton, NJ. Any term or condition contained in any purchase order or other form used by dealer/purchaser to order goods (including standard, printed language) which is different from, in addition to, or in any way inconsistent with Global's standard terms and conditions shall be of no force or effect whatsoever.

All illustrations, specifications and prices in this book are based on the latest product information available at the time of publication. Global reserves the right to make changes, at any time and without prior notice, to prices, colors, materials, specifications and models offered.

## Description

Each product shown or described in this price list is standard Global product. Variations are noted at the beginning of each series. Any variations from what is standard may require additional delivery time and cost and may affect the warranty given. Sizes and weights shown are approximate and are subject to slight changes from time to time.

## Prices and Payment

The prices shown in this book, as well as those quoted by Global, are in United States dollars for orders shipped to destinations in the U.S. and Mexico.

If shipping date requested is more than 90 days from date of order, Global shall have the right to use published list prices effective at the time of shipment.

Orders are invoiced at the time of shipment. Terms of payment are net 30 days from date of invoice (1% 15 days) unless otherwise stated. The customer agrees that Global shall have the right to enforce a charge amounting to 1.5% per month (18% per year) on invoices outstanding more than 30 days.

If dealer/purchaser's most recent annual net volume is less than \$5,000.00, payment must be made in advance.

Any products sold by Global shall remain the personal property of Global until fully paid.

Prices are suggested list prices only and are subject to change without notice. Global will, however, attempt to keep dealer/purchasers up-to-date on all developments including price changes.

## Taxes

All prices shown in this book are exclusive of sales, use, excise and other applicable taxes and are the dealer/purchaser's responsibility as per the invoice issued by Global. If dealer/purchaser claims an exemption from such taxes, it shall be the dealer/purchaser's responsibility to furnish Global with an appropriate exemption certificate at time of order.

## Ordering Information

To avoid errors and/or duplication Global requires that all orders be submitted in writing. All orders submitted to Global in writing will be acknowledged on Global's acknowledgement forms governing the transaction. The details appearing

on this acknowledgement will describe the items to be shipped and the approximate shipping date. It is the dealer/purchaser's responsibility to determine that the information in the acknowledgement is correct. In the event of an error, the dealer/purchaser must notify Global immediately by telephone followed by written confirmation. Shipping dates are assigned to orders based on the item having the longest manufacturing lead time.

When ordering, please provide the following information:

- 1) Account number (if possible)
- 2) P.O. number
- 3) "Bill to" and "ship to" name and address
- 4) Complete model number
- 5) Description
- 6) Options:
  - a. Upholstery fabric type and color (specify by name and number)
  - b. Color of paint finish, laminate or wood (if applicable)
  - c. Trim options (frame)
  - d. Arms
  - e. Base, Casters
  - f. Mechanism
  - g. Accessories

Dealer/purchaser is responsible for providing correct information when placing an order. Orders with incorrect information (finish, etc.) will be scheduled for manufacturing upon receipt of complete information.

All phone orders must be confirmed in writing by the customer within 7 days.

To prevent a delay in processing orders, please specify delivery routing.

## Changes and Cancellations

After the date of Global's acknowledgement of a dealer/purchaser's order, the order may not be changed or cancelled by dealer/purchaser without the written consent of Global. Special order items, C.O.M. and fabric-covered items already in production are not subject to change or cancellation under any circumstances. Fabric-covered items are considered to be in production once the fabric is scheduled for cutting. Other standard items already in production are subject to a minimum 35% cancellation charge.

## Errors and Omissions

All quotations, acknowledgements and invoices are subject to corrections for any errors and omissions.

## FINISHES

### Seating Finishes

Where painted frames are not a standard color, there is a one time charge of \$613 list price per-order for custom wood staining/color matching. Restrictions may apply. The customer must provide a 3" x 3" color chip/sample. Non-standard finishes must be approved by Global prior to acceptance of order.

### File Finishes

All non-standard finishes must be approved by Global prior to acceptance of order and may be subject to an upcharge.

Laminated Tops - Pricing for all non-standard finishes and sizes must be provided by Global Customer Service and may be subject to an upcharge.

## Desk Finishes

Because the distinctive characteristics and the nature of wood products cause variations, exact matches are not always possible.

Global has launched a finishes program between marketing companies within the Global Group to match products as best as possible when same finishes are specified.

## C.O.M. (Customers Own Material)

Use of Customer's Own Material must be approved by Global prior to acceptance of order. Please refer to page 431 of the Price Book and fill out the Authorization Request Form. Photocopy and use this form as often as necessary. The customer must provide a 12" x 12" fabric sample and advise how the fabric is to be applied. **Fabric yardage requirement will be advised by the factory, and additional yardage may be required if pattern requires matching.** Yardage shown in the List Price Book does not allow for pattern repeat/matching. Send to the address provided on shipping document upon approval from Global. If C.O.M. is difficult to apply or if product shall be modified, extra charges shall be made. Global reserves the right to cancel an order at any time if C.O.M. is inadequate for any reason. Customer's Own Material must be shipped freight and duties paid to our factory. Such shipment must be fully identified with purchaser's order number, RGA # provided by Global, and the item for which material is intended. Performance of C.O.M. when applied to product is the sole responsibility of the purchaser. Global's standard product warranty shall not apply to C.O.M. Use of C.O.M. will not reduce the published list price.

## Textile Grading

All products are priced according to their standard fabric and fabric grade. Lower grade fabrics are available (unless otherwise specified) at same price as standard.

The listing of prices for each model indicates the prices for higher upholstery grades. Prices are based on yardage in imperial measurements.

## TEXTILE PRICE GRADES - GLOBAL TEXTILES

| Grade | Upholstery (Seating Fabrics)  |
|-------|---|
| 1     | Carrera, Fusion, Hudson, Jenny, Quilt, Terrace, Urban, Waterfall                            |
| 2     | Allante FRee, Elevate, Etch, GC Linen, Imprint, Luxhide, Match, Release, Replay, Silhouette |
| 3     | Couture   |
| 6     | Novaro Genuine Leather  |

| Grade | Upholstery (Panel Fabrics) |
|-------|----------------------------|
| 2     | Lola                       |
| 3     | Anchorage, Merge           |

The charts above do not include Textiles offered by Alliance Partners: Arc-Com Fabrics, CF Stinson, Designtex, Knoll Textiles, Green Hides, LDI Interiors, Luum Textiles, Maharam, Mayer Fabrics, Momentum, and Ultrafabrics.

## Upholstery Coverings

Slight variations in color may occur between dye lots. Although Global attempts to minimize these variances, they do occur and must be accepted as normal and will not be considered defects.

## Yardage

Required yardage (ydg) is based on unmatched materials with widths of 54" for seating, 63" for GPS panels. Yardage calculations are based on imperial measurements.

## Arms

A wide selection of arms are available for some series. See Arm Charts for details.

## Delays

Global's shipping confirmation will state a shipping date which is Global's best estimate at the time the order is acknowledged. However, Global shall not incur any obligation or liability to Purchaser for failure to ship by specified date unless Global has agreed to an unequivocal shipping date in a separately signed written document executed by its authorized personnel at its head office. In addition, Global shall not be liable for any loss or damage resulting from any delay or failure in shipment or other failure to perform all or any part of the agreement between the parties with respect to the goods shown on the face of the order acknowledgement where such delay, failure, loss or damage is the proximate result of any act of any governmental authority or political subdivision thereof, revolution, riot, civil disorder or disturbance, delay or default in transportation, strike disputes among or between labor unions or other labor disputes, delay or inability in obtaining materials and facilities, fire, flood, act of God or any cause not within the reasonable control of the company, whether of the class of causes enumerated or otherwise.

## F.O.B.

F.O.B. point is Global's Factory, Downsview, Ontario, Canada, or any Global Regional Distribution Center.

## UPS Shipments

Seating products marked with a UPS symbol are packaged for UPS-able shipments.

## Handling

A \$25. net handling charge per shipment will be applied for non UPS-able orders of less than \$2000. list.

## Special Delivery Requirements

Global's delivered pricing provides for dock delivery during normal business hours (considered to be 8 am to 4 pm Monday through Friday) to customer/end user only. Additional delivery requirements such as inside delivery, lift gate, limited access sites, installations and weekend deliveries will incur an additional expense and will be the responsibility of the dealer.

## Service

Service requests are normally the responsibility of Global's authorized dealers. Where this cannot be accomplished on a local level, service problems should be referred to Global's Customer Service Department in the nearest distribution center.

## Returns

No returns of goods will be accepted without written consent and shipping instruction of Global. A minimum re-stocking charge of 35% is made on all authorized returns for credit or refund, provided goods are received by Global in the condition in which they left the factory. This may increase depending on the type of product. Global's Return Goods Authorization (R.G.A.) numbers must appear prominently on all authorized returns. Global will not be responsible for freight costs. No

credit will be given if goods cannot be reused as new. Special order items, non-stock items and C.O.M. products are in no event subject to return. All returns must be approved and authorized in writing by Global Customer Service. Global reserves the right to refuse delivery of any unauthorized returns.

## Claims

All goods are sold F.O.B. plant or Global Distribution Center. Global is not responsible for damage which occurs in transit (or in storage). The carrier signs for all goods received in apparently good order. It is the dealer/purchaser's responsibility to examine goods upon receipt and to file any claims with the carrier for losses or damage to the product occurring during transit, including concealed damage.

Any claims made against Global for apparent defects, errors or shortages must be made by the dealer/purchaser, in writing, within 15 working days after any delivery. Failure by the dealer/purchaser to make any claim against Global within 15 days shall constitute acceptance of the goods and a waiver of any apparent defects, errors or shortages.

## Suspension

In the event that the dealer/purchaser defaults in the payment of any sum due to Global, or in the event the dealer/purchaser's financial condition becomes unsatisfactory to Global, Global shall have the right to defer or discontinue shipment of any goods until such time as the default is cured or the dealer/purchaser provides assurance of payment to Global.

## Copyright

All catalogs, photographs, drawings, price lists and other printed material are protected by copyright. All rights reserved.

## Trademarks

All trademarks are owned by GlobalFurniture Group other than OBUSFORME™ which is owned by OBUSFORME LTD. and are used under license. OBUSFORME® and the distinctive backrest design are registered trademarks of OBUSFORME LTD.

## Designs and Patents

Many of the products produced by Global are protected by design registrations, design patents and/or patents. Design and specifications are subject to change, discontinuance or additions without notice.

## Cubic Measure

The stated cubage is an approximate cubic foot measure to calculate freight costs. The figure shown is the volume for one carton and is subject to change without notice. It is most economical to purchase the specified number per carton.

## Combined Shipments

Global will make every effort to combine shipments and orders on written request. However, Global cannot be held responsible where such request is not complied with.

## Offer of Sale

Possession of this price list or any other literature shall not imply the company's willingness to sell to the holder and shall not be construed as a direct offer of sale.

If a conflict arises between: (i) prices found in software support packages furnished to the customer by Global or by any other source on behalf of Global; and (ii) Global's current printed price lists, then the most current shall prevail.

## Disclaimer

All dimensions are in inches. Prices shown are current manufacturer's suggested list prices at the time of printing. All applicable taxes are extra. Descriptions, specifications and prices are subject to change without notice. Errors and omissions are subject to correction.

## Flammability

The foam used in Global chairs meets the requirements of California TB117. In addition to the foam, upholstery materials must also meet the California TB117 smolder resistant requirements. Please contact Customer Care to determine if a selected textile meets the California TB117 requirement.

## This list price book is effective as of January 1, 2022.

For periodic updates, please check the PDF at [www.globalfurnituregroup.com/resources](http://www.globalfurnituregroup.com/resources). Global warrants that all commercial products are free from defects in material and workmanship, for the life of the product, to the original purchaser.

# LIFETIME WARRANTY

---

Global will repair or replace, at Global's option, as the sole remedy for any defect covered by the warranty. The warranty applies to products manufactured after March 22, 2016.

Global makes no warranty that any of its products are suitable for any particular purpose and makes no other warranties, express or implied, other than those set out here. As codes and standards vary from one jurisdiction to another, references to compliance are solely for convenience and without any representation as to accuracy or suitability. Users must verify the suitability of such information or product for their specific application. In no event shall Global be liable in either tort or contract for any loss or direct, special, incidental, consequential, or exemplary damages. The warranty applies to single shift, standard commercial usage, defined as a standard eight (8) hour day, forty (40) hour week for users weighing up to 300 pounds.

## General Commercial Seating

Global's warranty for general commercial seating covers all chair components including pneumatic cylinders, bases, casters, glides, frames, arms, plastic seats, backs and other structural components.

Exceptions to the warranty for general commercial seating are as follows:

- Foam, textiles (as sampled on Global branded and textile program cards), mesh material and electrical devices, are warranted for five (5) Years
- Control mechanisms are warranted for twelve (12) Years
- Heavy duty seating and Indoor/Outdoor Furniture are not defined as General commercial seating (see below for warranty exceptions)

## Heavy Duty Seating

Global offers products designed for multiple shift applications (24 hours a day / 7 days a week) and larger individuals weighing up to 400, 500 and/or 600 pounds (depending on series and/or model). Global warrants these products for twelve (12) years to the original purchaser. All components (including control mechanisms, pneumatic cylinders, bases, casters, glides, frames, arms, plastic seats/backs, etc.) are covered for 24/7 applications under the warranty. The exceptions are foam, upholstery and textiles, which are covered for five (5) years. Fabric or upholstery material on these products must exceed 100,000 double rubs for the textile portion of the warranty to apply. Heavy Duty product series that apply under this warranty can be found in the Heavy Duty section of this list price book.

## Outdoor Furniture

Global offers products designed for use indoors or outdoors. Global warrants these products for three (3) years to the original purchaser. This warranty applies to single shift (eight (8) hour day, forty (40) hour week) for users weighing up to 275 pounds, unless noted otherwise. Outdoor furniture must be stored indoors during inclement or extreme weather such as extreme cold, extreme heat, or excessive wind.

Exceptions to the warranty for indoor/outdoor furniture is as follows:

- Only Global branded textiles and Alliance Partner carded textile program materials expressly identified for outdoor application are covered for three (3) years when used outdoors.

## Global's Warranty does not apply (for any product category) to the following:

- Products not purchased directly from authorized Global resellers
- Nominal or normal amount of wear and tear that can occur over time
- Failures which result from negligence, abuse, accident or misuse
- Failure to apply, install or maintain products according to Global's written instructions and warnings
- Modifications, attachments or repair methods not approved by Global
- Damage caused by a carrier in transit, or delivery/installation contractors
- The matching of colors, grains or textures (wood, leather, etc.) of natural materials
- Products exposed to extreme hot or cold temperatures or excessively dry or humid environments
- Colorfastness or the matching of color of textiles, dye lots of textile can vary
- Damage by markings or staining; damage by sharp objects or imprinting from instruments
- Damage to textiles or laminate and wood surfaces/edges from exposure to sunlight (including UV rays)
- Products used for rental purposes
- Purchased parts are warranted for one (1) year
- Failure to follow specific cleaning and disinfecting instructions posted on [globalfurnituregroup.com](http://globalfurnituregroup.com)

## Seating Warranty Summary

| Seating Type               | Components Warranty For Original Purchaser | Use Time For Warranty Coverage | Exceptions  |
|----------------------------|--|--------------------------------|---|
| General Commercial Seating | Lifetime                                   | 8 Hours/5 Days Per Week        | Foam/Upholstery/Textiles/Mesh/Electrical Devices - 5 Years<br>Control Mechanisms - 12 Years |
| Heavy Duty Seating         | 12 Years                                   | 24 Hours/7 Days Per Week       | Foam/Upholstery/Textiles - 5 Years  |
| Indoor/Outdoor Furniture   | 3 Years                                    | 8 Hours/5 Days Per Week        | Outdoor Use Textiles – 3 Years  |

## Textiles

Global warrants Global branded textiles and Alliance Partner carded textile programs inclusive of fabrics, vinyls and leather products for five (5) years. Global does not warrant COM (Customer Own Materials) or graded-in materials (non-carded) and purchased by Global for a customer. For graded-in or COM products, please contact the textile supplier for performance information and warranty details. Please refer to our website at [globalfurnituregroup.com](http://globalfurnituregroup.com) for detailed information on cleaning and disinfecting procedures. Improper usage of disinfecting/cleaning products may void the warranty.

Global textiles and finishes are updated periodically to meet the demand and trends of the market. As a result, some textiles and finishes may be discontinued by Global or the manufacturer. In the event that a textile or finish is discontinued, Global will make every reasonable effort to provide an alternative product(s) of comparable function.

---

## Files, Desks, Modular Furniture, Tables, Panels & Accessories

Global warrants all components of metal storage and filing, laminate and wood veneer desks, laminate and wood veneer tables, metal leg components and panels for the lifetime of the product to the original purchaser.

The warranty applies to single shift, standard commercial usage, defined as a standard eight (8) hour day, forty (40) hour week. Load restrictions apply, refer to individual product descriptions.

Exceptions to the warranty for files/desks/tables and panels are as follows:

- Electrical devices, panel and tackboard textiles, adjustable keyboard mechanisms, non-electrical table mechanisms, monitor arms, lecterns, coat trees and task lights - five (5) years
- Laminate folding tables - one (1) year
- Motorized electrical components - two (2) years

## Files, Desks, Modular Furniture, Tables, Panels & Accessories Warranty Summary

| Product Type                                     | Components Warranty For Original Purchaser | Exceptions  |
|--|--|---|
| Metal storage and filing                         | Lifetime                                   | none  |
| Laminate/wood veneer desks and modular furniture | Lifetime                                   | tackboard textiles, electrical devices, task lights - 5 years |
| Boardroom, conference and training tables        | Lifetime                                   | electrical devices - 5 years<br>moving parts - 5 years        |
| Panels   | Lifetime                                   | panel textiles, electrical devices, task lights - 5 years     |
| Coat racks and lecterns                          | 5 years                                    | none  |
| Folding tables (laminate & molded)               | 1 year                                     | none  |
| Height adjustable tables                         | 5 years                                    | motorized parts (on electrical tables) - 2 years              |

## Global's Warranty does not apply (for any product category) to the following:

- Products not purchased directly from authorized Global resellers
- Nominal or normal amount of wear and tear that can occur over time
- Failures which result from negligence, abuse, accident or misuse
- Failure to apply, install or maintain products according to Global's written instructions and warnings
- Modifications, attachments or repair methods not approved by Global
- Damage caused by a carrier in transit, or delivery/installation contractors
- The matching of colors, grains or textures (wood, leather, etc.) of natural materials
- Products exposed to extreme hot or cold temperatures or excessively dry or humid environments
- Colorfastness or the matching of color of textiles, dye lots of textile can vary
- Damage by markings or staining; damage by sharp objects or imprinting from instruments
- Damage to textiles or laminate and wood surfaces/edges from exposure to sunlight (including UV rays)
- Products used for rental purposes
- Purchased parts are warranted for one (1) year
- Failure to follow specific cleaning and disinfecting instructions posted on [globalfurnituregroup.com](http://globalfurnituregroup.com)

Global's warranty does not cover the costs of transportation or labor. Repair or replacement will be at Global's option.

Global makes no warranty that any of its products are suitable for any particular purpose and makes no other warranties, express or implied, other than those set out here. As codes and standards vary from one jurisdiction to another, references to compliance are solely for convenience and without any representation as to accuracy or suitability. Users must verify the suitability of such information or product for their specific application. In no event shall Global be liable in either tort or contract for any loss or direct, special, incidental, consequential, or exemplary damages.

Global's warranty applies to products sold within the United States of America, Mexico, the Commonwealth of Puerto Rico and Canada.



**Global US Headquarters/Distribution Center**

17 West Stow Road, P.O. Box 562  
 Marlton, New Jersey U.S.A. 08053  
 T (856) 596-3390  
 T (800) 220-1900

A \$25 net handling charge per shipment  
 will be applied for non-UPSable orders of  
 less than \$2,000 list.

**Showrooms****Atlanta**

10 10th Street  
 Suite 150  
 Atlanta, GA 30309  
 T (404) 879-0998

**Boston**

One Harbor Street  
 Suite 104  
 Boston, MA 02210  
 T (617) 406-5435

**Chicago**

222 Merchandise  
 Mart Plaza  
 10th Floor, Suite 1035  
 Chicago, IL 60654  
 T (312) 755-0843

**Miami**

112 NE 41st Street  
 6th floor  
 Miami, FL 33137

**New York City**

386 Park Avenue South  
 7th floor  
 New York, NY 10016  
 T (212) 545-9900

**Philadelphia**

1735 Market Street  
 38th Floor  
 Philadelphia PA, 19103  
 T (215) 861-0963

**New Jersey (Southern)**

119 West Greentree Road  
 Marlton, NJ 08053  
 T (856) 596-3390

**Phoenix**

4675 E Cotton Center Blvd.  
 Suite 165  
 Phoenix, AZ 85040  
 T (602) 426-0666  
 T (602) 426-0777

**Washington, DC**

1130 Connecticut Avenue  
 10th Floor, Suite 1000  
 Washington, DC 20036  
 T (202) 659-0230  
 T (202) 659-0236

**Distribution Centers****Atlanta Area**

6715 Maple Ave.  
 Suite 100  
 Buford, GA 30518  
 T (678) 602-4130

**Baltimore Area**

Troy Hill  
 Corporate Center  
 7030 Troy Hill Drive  
 Elkridge, MD 21075  
 T (410) 379-8021

**Chicago Area**

27W501 North Ave.  
 Suite 300  
 West Chicago, IL 60185  
 T (630) 681-2818

**Cincinnati Area**

8712 LeSaint Drive  
 Fairfield, OH 45014  
 T (513) 777-0009

**Dallas Area**

2025 West Beltline Road  
 #100  
 Carrollton, TX 75006  
 T (972) 236-1366

**Denver Area**

16401 East 33rd Drive  
 Suite 50  
 Aurora, CO 80011  
 T (303) 340-1617

**Ft. Lauderdale Area**

560 Sawgrass  
 Corporate Pkwy  
 Sunrise, FL 33325  
 T (954) 846-8888

**Houston Area**

7865 Northcourt Road  
 Suite 200  
 Houston, TX 77040  
 T (713) 695-5777

**Los Angeles Area**

3629 Workman Mill Road  
 Whittier, CA 90670  
 T (562) 484-9686

**Seattle Area**

Oakesdale Commerce Ctr.  
 820 Southwest 34th Street  
 Building W7, Suite A  
 Renton, WA 98057  
 T (425) 291-9282

**Kansas City Area**

11617 West 81st Street  
 Lenexa, KS 66214  
 T (913) 310-9963

**Tampa Area**

10351 Windhorst Road  
 Tampa, FL 33619  
 T (813) 621-6272



globalfurnituregroup.com

