

# SEATING

March 2023 Price List

**AIS**

# TABLE OF CONTENTS

## PRODUCT INFORMATION

|                                   |    |
|-----------------------------------|----|
| AIS Seating Portfolio . . . . .   | 5  |
| Product Details . . . . .         | 7  |
| Finish Options. . . . .           | 10 |
| COM Fabric Requirements . . . . . | 11 |

## TASK SEATING

### BOLTON

|                                       |    |
|---------------------------------------|----|
| Bolton Product Information . . . . .  | 12 |
| Express Bolton Chairs . . . . .       | 13 |
| Configurable Bolton Chairs . . . . .  | 13 |
| Configurable Bolton Options . . . . . | 14 |

### DEVENS

|   |    |
|---|----|
| Devens Product Information . . . . .        | 16 |
| Express Devens Chairs . . . . .             | 17 |
| Configurable Devens Chairs . . . . .        | 17 |
| Configurable Devens Options. . . . .        | 18 |
| Configurable Devens Stools . . . . .        | 19 |
| Configurable Devens Stool Options . . . . . | 19 |

### ESSEX

|                                     |    |
|-------------------------------------|----|
| Essex Product Information . . . . . | 20 |
| Express Essex Chairs . . . . .      | 21 |

### NATICK

|   |    |
|---|----|
| Natick Product Information . . . . .        | 22 |
| Express Natick Chairs . . . . .             | 23 |
| Configurable Natick Chairs . . . . .        | 23 |
| Configurable Natick Options . . . . .       | 24 |
| Configurable Natick Stools . . . . .        | 25 |
| Configurable Natick Stool Options . . . . . | 26 |

### REVERE

|                                     |    |
|-------------------------------------|----|
| Revere Product Information. . . . . | 27 |
| Express Revere Chairs . . . . .     | 28 |

### UPTON

|  |    |
|--|----|
| Upton Product Information . . . . .        | 29 |
| Express Upton Chairs. . . . .              | 30 |
| Configurable Upton Chairs . . . . .        | 30 |
| Configurable Upton Options . . . . .       | 31 |
| Configurable Upton Stools . . . . .        | 32 |
| Configurable Upton Stool Options . . . . . | 32 |

## CONFERENCE / EXECUTIVE SEATING

### AUBURN

|                                      |    |
|--------------------------------------|----|
| Auburn Product Information . . . . . | 34 |
| Express Auburn Chairs . . . . .      | 35 |

## SIDE SEATING

### GRAFTON

|                                       |    |
|---------------------------------------|----|
| Grafton Product Information . . . . . | 36 |
| Express Grafton Chairs . . . . .      | 37 |
| Configurable Grafton Chairs . . . . . | 37 |
| Configurable Grafton Options. . . . . | 37 |

## PAXTON

|                                       |     |
|---------------------------------------|-----|
| Paxton Product Information . . . . .  | .38 |
| Express Paxton Chairs . . . . .       | .39 |
| Configurable Paxton Chairs . . . . .  | .39 |
| Configurable Paxton Options . . . . . | .40 |

## DEVENS SIDE

|   |     |
|---|-----|
| Devens Side Product Information . . . . . | .41 |
| Express Devens Side Chairs . . . . .      | .42 |
| Configurable Devens Side Chairs . . . . . | .42 |
| Configurable Devens Side Chairs . . . . . | .43 |

## STACKER, NEST AND MULTI-PURPOSE SEATING

### PIERCE

|                                       |     |
|---------------------------------------|-----|
| Pierce Product Options . . . . .      | .44 |
| Express Pierce Chairs . . . . .       | .45 |
| Configurable Pierce Chairs . . . . .  | .45 |
| Configurable Pierce Options . . . . . | .46 |

### RUTLAND

|  |     |
|--|-----|
| Rutland Product Information . . . . .  | .47 |
| Configurable Rutland Chair . . . . .   | .48 |
| Configurable Rutland Options . . . . . | .48 |

### STOW

|                                     |     |
|-------------------------------------|-----|
| Stow Product Information . . . . .  | .49 |
| Express Stow Chairs . . . . .       | .50 |
| Configurable Stow Chairs . . . . .  | .50 |
| Configurable Stow Options . . . . . | .51 |

### SULLI™

|                                     |     |
|-------------------------------------|-----|
| Sulli Product Information . . . . . | .52 |
| Express Sulli Chairs . . . . .      | .53 |

### TRIAD

|                                     |     |
|-------------------------------------|-----|
| Triad Product Information . . . . . | .54 |
| Express Triad Chairs . . . . .      | .55 |

### TRIX

|                                     |     |
|-------------------------------------|-----|
| Trix Product Information . . . . .  | .56 |
| Configurable Trix Chairs . . . . .  | .57 |
| Configurable Trix Options . . . . . | .57 |

## LOUNGE SEATING

### LB LOUNGE

|   |     |
|---|-----|
| LB Lounge Product Information . . . . .             | .58 |
| Configurable LB Lounge 1-Seater . . . . .           | .59 |
| Configurable LB Lounge 2-Seater . . . . .           | .60 |
| Configurable LB Lounge 3-Seater . . . . .           | .61 |
| Configurable LB Lounge Backless Unit . . . . .      | .62 |
| Configurable LB Lounge Corner Units . . . . .       | .63 |
| LB Ledge . . . . .                                  | .64 |
| LB Lounge Corner Unit Specification Guide . . . . . | .65 |
| Configurable LB Ottoman . . . . .                   | .66 |

# TABLE OF CONTENTS

## CHATHAM COVE

|  |     |
|--|-----|
| Chatham Cove Product Information . . . . . | .67 |
| Configurable Chatham Cove 2-Sided. . . . . | .68 |
| Configurable Chatham Cove 3-Sided. . . . . | .69 |
| Chatham Cove Inserts . . . . .             | .70 |

## VOLKER CUBE

|   |     |
|---|-----|
| Volker Cube Product Information . . . . . | .71 |
| Volker Cube Models and Options. . . . .   | .72 |

## WARRANTY & TERMS AND CONDITIONS

For Warranty & Terms and Conditions please visit:

<https://aiscmsprod.blob.core.windows.net/infocenter/AISTermsWarranty.pdf>

## EXECUTIVE SEATING



Bolton



Devens



Natick



Upton



Auburn

## TASK SEATING



Bolton



Devens



Essex



Natick



Reverse



Upton

## SIDE



Grafton



Paxton



Trix



Devens Side

## MULTI-PURPOSE/STACK/NEST



Pierce



Stow



Triad



Trix



Sulli

## MULTI-PURPOSE/STOOL/PERCH



Devens Stool



Natick Stool



Upton Stool



Pierce Stool



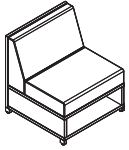
Rutland Perch



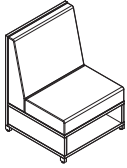
Triad Stool

# AIS Seating Portfolio

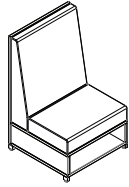
## LOUNGE SEATING



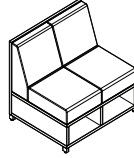
34"H LB Lounge  
1-Seater Settee  
Open or Solid Base  
30 Wide



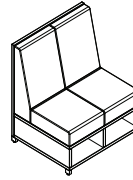
42"H LB Lounge  
1-Seater Settee  
Open or Solid Base  
30 Wide



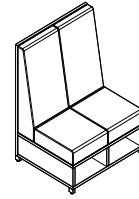
50"H LB Lounge  
1-Seater Settee  
Open or Solid Base  
30 Wide



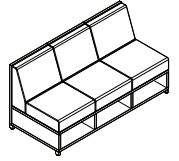
34"H LB Lounge  
2-Seater Settee  
Open or Solid Base  
36 - 60 Widths



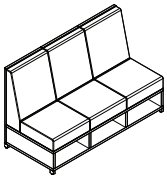
42"H LB Lounge  
2-Seater Settee  
Open or Solid Base  
36 - 60 Widths



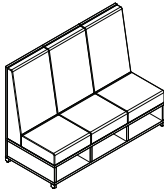
50"H LB Lounge  
2-Seater Settee  
Open or Solid Base  
36 - 60 Widths



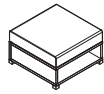
34" LB Lounge  
3-Seater Sofa  
Open or Solid Base  
66 - 72 Widths



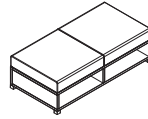
42" LB Lounge  
3-Seater Sofa  
Open or Solid Base  
66 - 72 Widths



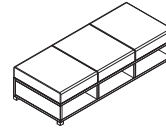
50" LB Lounge  
3-Seater Sofa  
Open or Solid Base  
66 - 72 Widths



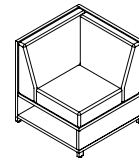
LB Lounge  
Backless Unit  
(1-Cushion)  
Open or Solid Base  
30 Wide



LB Lounge  
Backless Unit  
(2-Cushion)  
Open or Solid Base  
36 - 60 Widths



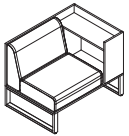
LB Lounge  
Backless Unit  
(3-Cushion)  
Open or Solid Base  
66 - 72 Widths



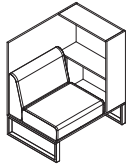
LB Lounge  
Corner Unit  
Open or Solid Base  
Left or Right Corner



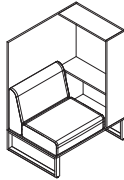
LB Ottoman  
30 Wide,  
24 - 30 Deep



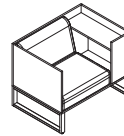
34"H Chatham  
Cove 2-Sided  
Left or Right Hand  
42 Wide, 30 Deep



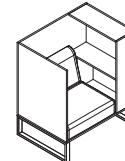
50"H Chatham  
Cove 2-Sided  
Left or Right Hand  
42 Wide, 30 Deep



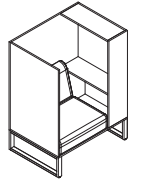
58"H Chatham  
Cove 2-Sided  
Left or Right Hand  
42 Wide, 30 Deep



34"H Chatham  
Cove 3-Sided  
Left or Right Hand  
42 Wide, 30 Deep

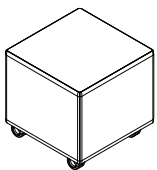


50"H Chatham  
Cove 3-Sided  
Left or Right Hand  
42 Wide, 30 Deep

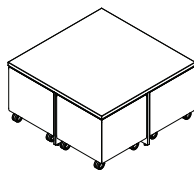


58"H Chatham  
Cove 3-Sided  
Left or Right Hand  
42 Wide, 30 Deep

## LOUNGE/SIDE SEATING



Standard  
Volker Cube



Volker Cube (x4) with  
Nesting Table

**CHAIR BACK DETAILS**

AIS chair lines are offered with a variety of product line specific back treatments. Bolton and Natick backs are offered with a variety of solid mesh and graduated striped mesh colors as well as customer choice fabric treatment. The Upton and Stow mesh back is available with a striped mesh in seven colors. The Devens mesh back is available with a solid mesh in three shades. The Pierce plastic seat and back are solid plastic and available in five colors. Paxton and Grafton are only available with a black mesh back. Stow is offered with a dynamic back that can be “locked.” Triad is available in four colors for the stack chair and two for the stool. For the most current particulars regarding all back treatments please consult the individual chair line price list pages on our web-site.

All AIS seating has been developed with a body contoured lumbar support/curvature, some chair lines offer an adjustable lumbar support as well (Bolton, Devens, Upton, Natick). Upton task seating also features back height adjustability.



Solid Mesh Back

Graduated Striped Mesh Back (Natick/Bolton)

Striped Mesh Back (Upton/Stow)

Fabric Back

Lumbar Support

Stow Lockable Back

**CHAIR ARM DETAILS**

AIS chair lines are offered with arm options particular to the product lines. Bolton and Natick task chairs are offered armless or with a 1D, 3D and 4D arm. Upton is offered armless, fixed aluminum or with a 1D height adjustable arm. Devens is offered armless or with 4D arms. Stow is offered armless or with a fixed t-arm. Please consult the individual chair line price list pages on our web-site for the most current images and information regarding available arm options.

1D arms are adjustable in height only, 3D arms are height, depth and rotation adjustable and 4D arms provide height, depth, rotation and width adjustability.



Armless

1D Arm

Fixed Arm (Upton)

3D Arm

3D Arm

4D Arm

4D Arm



Fixed T-Arm (Stow)

**BOLTON CONFIGURABLE TASK/STOOL**

**4-D Arm Adjustment Dimensions**

|                      |  |
|----------------------|--|
| Armrest height adj.  | 2.8"   |
| Armrest width adj.   | 1.5" total   |
| Arm Pivot            | 50 degrees total; 25 degrees either side of center |
| Front to back travel | 1" total   |

Depth adjustment is independent of pivot.

**BOLTON CONFIGURABLE TASK/STOOL**

**3-D Arm Adjustment Dimensions**

|   |  |
|---|--|
| Armrest height adj.                       | 3"   |
| Armrest width adj.                        | 2.4" total   |
| Arm Pivot                                 | 76 degrees total; 38 degrees either side of center |
| Depth adjustment is independent of pivot. |  |

# PRODUCT DETAILS

## CHAIR ARM DETAILS

### NATICK CONFIGURABLE TASK/STOOL

#### 4-D Arm Adjustment Dimensions

|                      |  |
|----------------------|--|
| Armrest height adj.  | 2.8"   |
| Armrest width adj.   | 1.5" total   |
| Arm Pivot            | 50 degrees total; 25 degrees either side of center |
| Front to back travel | 1" total   |

Depth adjustment is independent of pivot.

### NATICK CONFIGURABLE TASK/STOOL

#### 3-D Arm Adjustment Dimensions

|   |  |
|---|--|
| Armrest height adj.                       | 2.8"   |
| Armrest width adj.                        | 2.4" total   |
| Arm Pivot                                 | 76 degrees total; 38 degrees either side of center |
| Depth adjustment is independent of pivot. |  |

### DEVENS CONFIGURABLE TASK/STOOL

#### 4-D Arm Adjustment Dimensions

|                      |  |
|----------------------|--|
| Armrest height adj.  | 3.74"  |
| Armrest width adj.   | 1.25" total  |
| Arm Pivot            | 30 degrees total; 15 degrees either side of center |
| Front to back travel | 1.5" total   |

Depth adjustment is independent of pivot.

## MECHANISM DETAILS

AIS Bolton, Upton, Natick and Devens chairs and stools feature synchro-tilt mechanisms, and stools are offered with a swivel mechanism. Please consult the individual chair line price list pages on our website for the most current images and information regarding available mechanisms and adjustability features.



Tension Adjustable  
Synchro-Tilt



Weight Balanced  
Synchro-Tilt  
(Automatic Tension)



Side Tension  
Synchro-Tilt

## BASE, CASTER AND GLIDE DETAILS

All AIS seating is offered with casters, glides or both. Hard wheel casters are recommended for soft/carpeted floor whereas soft wheel casters are recommended for hard floors. The task chairs are available with polymer (plastic) and in some cases with polished aluminum bases. Task stools are offered with height adjustable foot rings. To accommodate a broad range of body sizes AIS offers standard and high range cylinders. Please consult the individual chair line price list pages on our website for the most current images and information regarding standard and optional casters and glides.



Polymer Base (Black)



Polymer Base (Grey)



Polished Aluminum Base



Stool Base



Cylinder



Caster



Glide



## MISCELLANEOUS DETAILS

Please consult the individual chair line price list pages on our website for the most current images and information regarding standard and optional features such as headrests, tablet arms, book racks, ganging devices, dollies, standard (CAL117) and optional fire code compliances (CAL133).



Upholstered Headrest  
(Bolton)



Upholstered Headrest  
(Natick)



Mesh Headrest



Book rack



Tablet Arm (Triad)



Tablet Arm (Stow)



Ganging Device (Trix)



Ganging Device (Stow)



Dolly (Triad)



Dolly (Pierce)



Wallsaver (Pierce)

### Mechanisms

Bolton, Devens, Upton and Natick task and desk chairs are equipped with synchro-tilt mechanisms. Bolton, Devens, Upton and Natick are standard with seat depth adjustment. Synchro-tilt mechanisms are preferred, as they allow for mirroring the hinge points and natural motion of the human body (upper relative to lower body) when moving back and forth in the chair. Furthermore, these mechanisms allow for the feet to remain comfortably on the floor and provide a level of beneficial movement / "exercise" while reclining and inclining.

### Task chair adjustments and instructions

Standard or optional adjustments are particular to product lines as indicated in the features and benefit sections of their related price-list pages. The adjustments allow the users to fine-tune chairs to their shape and size, as well as work environment, tasks and preferences.

You will find the following adjustments:

Pneumatic seat height adjustment (standard) allows for the chair to be raised or lowered according to need and preference. The adjustment lever is located under the seat on the right hand side (right hand side while sitting in seat)

Tension adjustment (standard) regulates the force or resistance when inclining/reclining in the chair. The adjustment is either automatic (weight balanced) or it is accomplished by turning a knob under the center or right hand side of the chair.

Lumbar support adjustment allows for proper curvature particularly of the lower back. The adjustment is either automatic, as the flexible back surface conforms to the lower back, or certain chairs offer an additional manually adjusted lumbar support or back height adjustment.

Adjustable arms are offered on all task chairs. Arms are height adjustable, height/depth and rotationally adjustable or height/width/rotationally and depth adjustable to provide needed and preferred support for the user's arms and upper body.

Back lock for locking back in upright position (standard) or a multiple position back lock allows the user to occasionally assume a static position for concentrated and intensive tasking. It is recommended to not remain in static positions for extended periods of time, as this will result in discomfort and fatigue.

Seat depth adjustment is standard on some and optional on other task seating models. The seat depth adjustment allows for the seat to be moved forward and back in order to accommodate longer or shorter upper leg lengths. The adjustment lever is located under the seat.

### Assembly

Rutland, Triad (chair), Trix, Grafton and Volker Cubes are shipped fully assembled.

Bolton, Devens, Essex, Upton, Natick, Auburn, Paxton, Pierce, Triad (stool), Sulli and Stow are shipped ready-to-assemble (RTA) at the list prices indicated. These chairs require minimal assembly. In the event you require these chairs to be fully assembled please indicate this in the sales notes and add \$97 each to the list price of Bolton, Devens, Essex, Upton, Natick, Auburn, Paxton and \$49 for Stow chairs.

# FINISH OPTIONS

## UPHOLSTERY OPTIONS

| Name                   | Grade |
|------------------------|-------|
| Durdle                 | A     |
| Medley                 | A     |
| Mirador                | A     |
| Palette                | A     |
| Terrain                | A     |
| Wellesley Polyurethane | A     |
| Zagger                 | A     |
| Beehave                | B     |
| Gem                    | B     |
| Stamper                | B     |
| Blazer                 | D     |

### Performance Alta™

|          |   |
|----------|---|
| Frock    | B |
| Mirage   | B |
| Prospect | B |
| Sway     | B |

### CF Stinson Alliance Upholstery

|            |   |
|------------|---|
| Charlotte  | D |
| Fleck      | D |
| Lateral    | D |
| Flanders   | E |
| Hopsack    | E |
| Outlander  | E |
| Square One | E |

### Mayer Alliance Upholstery

|         |   |
|---------|---|
| Rumba   | B |
| Fedora  | C |
| Havana  | C |
| Sydney  | C |
| Channel | D |
| Engrave | D |
| Haven   | D |
| Legacy  | D |

### Momentum Alliance Program

|             |   |
|-------------|---|
| Bobby       | B |
| Grid        | B |
| Origin      | B |
| Odyssey     | C |
| Tradition   | C |
| Canter      | D |
| Cover Cloth | D |
| Point       | D |
| Beta        | E |
| Boom II     | E |
| Faux Felt   | E |

**Note:** All AIS alta upholstery orders will have alta application as a standard feature. Alta enables virtually any textile to withstand the rigors of real life without leaving a mark. Alta improves repellency to oil and water based stains, is easy to clean and can enhance physical properties of the fibers. The technology is permanent and imperceptible to the eye and hand. To Clean: Blot with a dry towel. If residue remains, flush with warm water. Learn more at [applied-textiles.com](http://applied-textiles.com)

## LAMINATE OPTIONS

| Name              | Grade |
|-------------------|-------|
| Absolute Acajou † | A     |
| Aimtoo Savatre    | A     |
| Black             | A     |
| Brazilwood        | A     |
| Chalk             | A     |
| Corporate Walnut  | A     |
| Dark Rum Cherry   | A     |
| Field Elm †       | A     |
| Grand Cherry      | A     |
| Grey Elm †        | A     |
| Landmark †        | A     |
| Leave Likatre †   | A     |
| Linen             | A     |
| Looks Likatre †   | A     |
| Maritime Dune †   | A     |
| Midwest Maple     | A     |
| Neo Walnut †      | A     |
| Phantom Ecu †     | A     |
| Phantom Pearl †   | A     |
| Storm             | A     |
| Summer Drops      | A     |
| True White        | A     |
| Trytoo Savatre †  | A     |
| White Chocolate † | A     |

† Indicates a textured laminate with a finish similar to a natural wood grain. Please visit [ais-inc.com](http://ais-inc.com) for Non-Grade A laminate options.

## COM Fabric Policy

- Please view all pre-approved COMs here: <https://www.ais-inc.com/resources/fabrics-and-finishes/pre-approved-coms>
- It is mandatory that you work directly with your AIS Customer Service Representative for all COM related testing and orders. They will provide all necessary forms to you, as well as work with you with regard to sending in correct yardage and where to send it, along with necessary RA# or #s. Please note an RA must be submitted along with the fabric for testing, as well as an RA created for an actual order.
- Customer Service must be advised as to the width of the fabric rolls being supplied (54"W or 60"W). Customer Service must also be advised if the fabric has a backer.
- Yardage required for the job must be calculated by an AIS Customer Service Rep.
- Once AIS has approved the COM fabric, a fabric sample needs to be marked by the dealer with "Front", "Top", and "Bottom", to be sure fabric is applied correctly. The fabric sample then needs to be attached to a COM Fabric Dealer Form and forwarded to AIS Customer Service. [The COM Fabric Dealer Form may be downloaded or printed here.](#)
- Fabrics may be discontinued or obsolete without notice.
- Contact AIS Customer Service with any questions regarding fabric availability.
- All directional fabric will be railroaded.

**Note:**

Please check with Customer Service regarding yardage requirements when multiple chairs are ordered as there may be efficiencies when cutting materials for more than one chair. Fabrics may be discontinued or obsolete without notice. Contact AIS Customer Service with any questions regarding fabric availability. Trix requires a full yard C.O.M fabric testing.

## SEATING COM FABRIC REQUIREMENTS

| Series        | Version               | Surface  | Yards |
|---------------|-----------------------|----------|-------|
| Bolton        | Mid-Back              | Seat     | 0.75  |
| Bolton        | Upholstered Mid-Back  | Back     | 1.5   |
| Bolton        | High-Back             | Seat     | 0.75  |
| Bolton        | Upholstered High-Back | Back     | 1.5   |
| Bolton/Natick | High-Back             | Headrest | 0.25  |
| Devens        | All                   | Seat     | 0.75  |
| Grafton       | All                   | Seat     | 0.75  |
| Natick        | All                   | Seat     | 0.75  |
| Natick        | Upholstered Back      | Back     | 1.5   |
| Paxton        | All                   | Seat     | 1     |
| Pierce        | All                   | Seat     | 0.75  |
| Rutland       | All                   | Seat     | 0.75  |
| Stow          | All                   | Seat     | 0.75  |
| Trix          | All                   | Chair    | 1.5   |
| Upton         | All                   | Seat     | 1     |

## LOUNGE SEATING COM FABRIC REQUIREMENTS

| Series        | Height   | Widths  | Surface     | Yards per Cushion |
|---------------|----------|---------|-------------|-------------------|
| Volker Cube   | 18       | 18      | Top + Sides | 2*                |
| LB Ottoman    | 18       | 30      | Top + Sides | 3**               |
| 2-Seater      | 34       | 36 - 60 | Back        | 1.25              |
| 2-Seater      | 34       | 36 - 60 | Seat        | 1.25              |
| 3-Seater      | 34       | 66 - 72 | Back        | 1.25              |
| 3-Seater      | 34       | 66 - 72 | Seat        | 1.25              |
| 2-Seater      | 42       | 36 - 60 | Back        | 1.5               |
| 2-Seater      | 42       | 36 - 60 | Seat        | 1.25              |
| 3-Seater      | 42       | 66 - 72 | Back        | 1.5               |
| 3-Seater      | 42       | 66 - 72 | Seat        | 1.25              |
| 2-Seater      | 50       | 36 - 60 | Back        | 1.75              |
| 2-Seater      | 50       | 36 - 60 | Seat        | 1.25              |
| 3-Seater      | 50       | 66 - 72 | Back        | 1.75              |
| 3-Seater      | 50       | 66 - 72 | Seat        | 1.25              |
| Backless Unit | 30       | 30 - 72 | Seat        | 1.5               |
| Corner Unit   | 34       | 30      | Seat        | 1.25              |
| Corner Unit   | 34       | 30      | Back 1      | 1.25              |
| Corner Unit   | 34       | 30      | Back 2      | 1.25              |
| Corner Unit   | 42       | 30      | Seat        | 1.25              |
| Corner Unit   | 42       | 30      | Back 1      | 1.5               |
| Corner Unit   | 42       | 30      | Back 2      | 1.5               |
| Corner Unit   | 50       | 30      | Seat        | 1.25              |
| Corner Unit   | 50       | 30      | Back 1      | 1.75              |
| Corner Unit   | 50       | 30      | Back 2      | 1.75              |
| Chatham Cove  | 34/50/58 | 42      | Back        | 1.25              |
| Chatham Cove  | 34/50/58 | 42      | Seat        | 1.25              |

\*Yards per Volker Cube

\*\*Yards per LB Ottoman

*Lounge Seating Fabric Calculation Example:*

2-Seater (2 seats, 2 backs= 4 total cushions) requires 1.25 yards per each back cushion and 1.25 yards per each seat cushion. Total yardage needed 1.25x4 = 5 total yards.

## PRODUCT INFORMATION

Bolton, a full featured task chair has the versatility to fit any space. From the executive office to the front office, Bolton provides comfort and elegance with its thoughtful design and upholstery options. Offered in high-back and mid-back versions, Bolton is highly versatile allowing users to choose the right configuration for their size, shape and tasks at hand. Adjustable seat height, body conforming lumbar support or optional adjustable lumbar support, arm adjustability, tilt tension adjustment and back lock allow the user to fine-tune Bolton to their personal preference. A headrest option is available for the high-back version. Bolton ships ready to assemble. In the event you require these chairs to be fully assembled please indicate this in the sales notes and add \$97 to the list price.



**Bolton Mid-Back Solid Mesh**



**Bolton Mid-Back Fully Upholstered**



**Bolton High-Back Striped Mesh**

## FEATURES AND BENEFITS

### Bolton Task Chair

- Mid or High-Back task chair
- Black or grey base, frame and arms
- Tension adjustable synchro-tilt with upright back lock and seat depth adjustment or weight activated synchro-tilt mechanism with multiple position back lock and seat depth adjustment
- Armless, 1D (height), 3D (height/depth/rotation), or 4D (height/depth/width/rotation) arms
- Hard or soft 60mm wheel casters
- Polymer (plastic) or polished aluminum base
- Standard 4" (16"-20") or optional 5" (18"-23") pneumatic cylinder
- Body conforming lumbar support or optional adjustable lumbar
- Optional headrest (high-back only)
- Black seat fabric/black mesh back 3 day ship Express models (4471 and 4400) or choice seat upholstery with black or colored mesh back or fully upholstered in customer choice upholstery
- 300 pound rating
- CAL117 compliant, optional CAL133 compliant
- Shipped ready-to-assemble, optional fully assembled shipment

## PRODUCT SPECIFICATIONS

### Bolton High-Back

*Weight: 34 lbs. Overall Width: 26" Overall Depth: 24" Overall Height: 41" - 45" Seat Height: 16" - 20" or 18" - 23" Seat Depth: 16" - 19" Seat Width: 20" Arm Height: 7.5" - 10" Lumbar Apex Height: 8" - 10" Optional Headrest: 12" Wide x 7" High*

### Bolton Mid-Back

*Weight: 32 lbs. Overall Width: 26" Overall Depth: 24" Overall Height: 38.75" - 42.75" Seat Height: 16" - 20" or 18" - 23" Seat Depth: 16" - 19" Seat Width: 20" Arm Height: 7.5" - 10" Lumbar Apex Height: 8" - 10"*

**EXPRESS BOLTON CHAIRS**



Bolton Mid-Back Task Chair (Express)  
Model 4471



Bolton High-Back Task Chair (Express)  
Model 4400

| Model Number | Description                    | Frame | Base  | Mechanism  | Arms    | Mesh  | Seat Upholstery | List Price |
|--------------|--------------------------------|-------|-------|--|---------|-------|-----------------|------------|
| 4471         | Mid-Back Task Chair (Express)  | Black | Black | Center Tension Adj. Synchro-Tilt with Seat Depth Adjustment* | 1D Arms | Black | Black           | 664        |
| 4400         | High-Back Task Chair (Express) | Black | Black | Weight Balanced Synchro-Tilt with Seat Depth Adjustment**    | 4D Arm  | Black | Black           | 834        |

\*With upright back lock  
\*\*With multiple position back lock

**BOLTON CHAIR MODELS AND OPTIONS**



Bolton Black Configurable Mid-Back Task Chair  
4471C



Bolton Black Configurable High-Back Task Chair  
4400C



Bolton Grey Configurable Mid-Back Task Chair  
4481C



Bolton Grey Configurable High-Back Task Chair  
4430C

| Model Number | Description                       | Frame | Base              | Mechanism         | Arms              | Mesh              | Seat Upholstery   | List Price |
|--------------|-----------------------------------|-------|-------------------|-------------------|-------------------|-------------------|-------------------|------------|
| 4471C        | Configurable Mid-Back Task Chair  | Black | See Options Below | See Options Below | See Options Below | See Options Below | See Options Below | 604        |
| 4400C        | Configurable High-Back Task Chair | Black | See Options Below | See Options Below | See Options Below | See Options Below | See Options Below | 629        |
| 4481C        | Configurable Mid-Back Task Chair  | Grey  | See Options Below | See Options Below | See Options Below | See Options Below | See Options Below | 706        |
| 4430C        | Configurable High-Back Task Chair | Grey  | See Options Below | See Options Below | See Options Below | See Options Below | See Options Below | 734        |

## 4471C, 4481C, 4400C, 4430C MODELS AND OPTIONS

### BOLTON LUMBAR SUPPORT

| Description                               | Model Number | List |
|---|--------------|------|
| Body Conforming Lumbar Support (Standard) |              | 0    |
| Adjustable Lumbar Support (Black)         | 4400LUMBAR   | 44   |
| Adjustable Lumbar Support (Grey)          | 4400LUMBAR-G | 44   |

### BOLTON HEADREST (HIGH-BACK MODEL ONLY)

| Description   | Model Number | List |
|---|--------------|------|
| No Headrest (Standard)                                |              | 0    |
| Bolton Upholstered Headrest (Black)                   | 4400HREST    | 98   |
| Bolton Upholstered Headrest (Grey)                    | 4400HREST-G  | 98   |
| Bolton Upholstered Headrest (Black w/ Choice Fabric)* | 4400HRESTF   | 98   |
| Bolton Upholstered Headrest (Grey w/ Choice Fabric)*  | 4430HRESTF   | 98   |

\*Grade A fabric. For Grade B (+10), Grade C (+20), Grade D (+30) and Grade E (+40)

### MECHANISM OPTIONS

| Description   | List |
|---|------|
| Tension Adjustable Synchro-Tilt with Seat Slider (Standard)       | +0   |
| Weight Balanced Synchro-Tilt with Seat Slider (Automatic Tension) | +60  |

### BASE OPTIONS

| Description             | List |
|-------------------------|------|
| Polymer Base (Standard) | +0   |
| Polished Aluminum Base  | +111 |

### CASTER OPTIONS

| Description                                   | Model Number | List |
|---|--------------|------|
| Hard Wheel Casters for Soft Floors (Standard) |              | +0   |
| Soft Wheel Casters for Hard Floors            |              | +43  |
| Soft Wheel Caster Pack for Express Models     | 60MMSOFT     | 43   |

### CYLINDER HEIGHT OPTIONS (SEE HEIGHT ADJUSTMENT RANGE)

| Description              | List |
|--------------------------|------|
| 4.0" Cylinder (Standard) | +0   |
| 5.0" Cylinder            | +0   |

### ARM OPTIONS

| Description                                   | List |
|---|------|
| No Arms (Standard)                            | +0   |
| Height Adjustable Arms (1D)                   | +60  |
| Height, Depth and Rotational Arms (3D)        | +103 |
| Height, Depth, Width and Rotational Arms (4D) | +145 |

### BACK MESH COLOR

| Description                                | List |
|--|------|
| Black Solid Mesh (Standard on Black Frame) | +0   |
| Grey Solid Mesh (Standard on Grey Frame)   | +0   |
| Black Graduated Striped Mesh (Grey Frame)  | +83  |
| Grey Graduated Striped Mesh (Black Frame)  | +83  |
| Blue Graduated Striped Mesh                | +83  |
| Orange Graduated Striped Mesh              | +83  |
| Black Graduated Striped Mesh               | +83  |
| Grey Graduated Striped Mesh                | +83  |

### SEAT UPHOLSTERY OPTIONS

| Description                                   | List |
|---|------|
| Black Seat Fabric (Standard with Black Frame) | +0   |
| Grey Seat Fabric (Standard with Grey Frame)   | +0   |
| Grade A / COM*                                | +98  |
| Grade B / alta                                | +118 |
| Grade C                                       | +138 |
| Grade D                                       | +159 |
| Grade E                                       | +185 |

\*Does not include cost of COM

**4471C, 4481C, 4400C, 4430C MODELS AND OPTIONS (CONTINUED)**

**UPHOLSTERED BACK OPTIONS**

| <b>Description</b> | <b>List</b> |
|--------------------|-------------|
| Grade A / COM*     | +111        |
| Grade B / alta     | +130        |
| Grade C            | +152        |
| Grade D            | +170        |
| Grade E            | +204        |

\*Does not include cost of COM

**FIRE CODE OPTIONS**

| <b>Description</b> | <b>List</b> |
|--------------------|-------------|
| CAL 117 (Standard) | +0          |
| CAL 133            | +125        |

**PACKAGING OPTIONS**

| <b>Description</b>                             | <b>List</b> |
|--|-------------|
| Knocked Down (Standard; Simple Tools Required) | +0          |
| Fully Assembled (FA)                           | +97         |

## PRODUCT INFORMATION

The user friendly Devens with uncompromised comfort offers clean lines, outstanding fit and finish all resulting in a sophisticated and understated task chair at an outstanding price point. Seat height, seat depth, adjustable lumbar support and 4D arm adjustability along with a multiple position back lock allow the user to fine-tune Devens for their size and shape, tasks at hand and preference. Devens is equipped with an advanced automatic tension weight activated synchro-tilt mechanism. The back is available with a solid black or grey mesh. A polished aluminum base is optional. Devens is offered in a task or stool version.

The chair can be specified with black or grey frame, base, casters and arms as well as a variety of seat upholstery options. Devens is BIFMA compliant and rated for users up to 300 pounds. Devens ships ready to assemble. If you require Devens to be fully assembled please indicate this in the sales notes and add \$97 to the list price. Devens has a 24/7 10-year warranty.



**Devens Black Task Chair**



**Devens Grey Task Chair**



**Devens Black Stool**



**Devens Grey Stool**

## FEATURES AND BENEFITS

- Black or grey casters/base/frame/arms
- Aluminum base option (with black casters)
- Weight balanced synchro-tilt mechanism (automatic tension)
- Pneumatic seat height adjustment
- Arm height, depth, width and rotational adjustment (4D)
- Height adjustable lumbar support
- Seat depth adjustment
- Multiple position back lock (task chair only)
- Height adjustable footring (stool chair only)
- Solid black or grey mesh
- Upholstered seat
- 300 pound rating
- CAL117 compliant

## PRODUCT SPECIFICATIONS

### Devens Task Chair

*Weight: 35 lbs. Overall Width: 27" Overall Depth: 26" Overall Height: 37" - 41.75" Seat Height: 16.75" - 21.5" Seat Depth: 16.75" - 18.75" Seat Width: 19" Arm Height: 6.75" - 10.5" Lumbar Apex Height: 8" - 10"*

### Devens Stool

*Weight: 35 lbs. Overall Width: 27" Overall Depth: 26" Overall Height: 47.34" - 54.549" Seat Height: 24.015" - 31.3" Seat Depth: 16.75" - 18.75" Seat Width: 19" Arm Height: 6.75" - 10.5" Lumbar Apex Height: 8" - 10"*



**EXPRESS DEVENS CHAIRS**



Devens Black Task Chair (Express)  
Model 4600



Devens Grey Task Chair (Express)  
Model 4630

| Model Number | Description                | Frame | Base  | Mechanism                                     | Arms    | Mesh  | Seat Upholstery | List Price |
|--------------|----------------------------|-------|-------|---|---------|-------|-----------------|------------|
| 4600         | Black Task Chair (Express) | Black | Black | Weight Balanced Synchro-Tilt with Seat Slider | 4D Arms | Black | Black           | 831        |
| 4630         | Grey Task Chair (Express)  | Grey  | Grey  | Weight Balanced Synchro-Tilt with Seat Slider | 4D Arm  | Grey  | Grey            | 933        |

**DEVENS CHAIR MODELS AND OPTIONS**



Devens Black Configurable Task Chair  
4600C



Devens Grey Configurable Task Chair  
Model 4630C

| Model Number | Description                  | Frame | Base              | Mechanism                                     | Arms              | Mesh              | Seat Upholstery   | List Price |
|--------------|------------------------------|-------|-------------------|---|-------------------|-------------------|-------------------|------------|
| 4600C        | Configurable Mesh Task Chair | Black | Black or Aluminum | Weight Balanced Synchro-Tilt with Seat Slider | See Options Below | See Options Below | See Options Below | 686        |
| 4630C        | Configurable Mesh Task Chair | Grey  | Grey or Aluminum  | Weight Balanced Synchro-Tilt with Seat Slider | See Options Below | See Options Below | See Options Below | 788        |

## 4600C, 4630C MODELS AND OPTIONS

### BASE OPTIONS

| Description  | List |
|--|------|
| Polymer Base (Standard Black or Grey Matching Frame) | +0   |
| Aluminum Base  | +111 |

### CASTER OPTIONS

| Description                                   | Model Number | List |
|---|--------------|------|
| Hard Wheel Casters for Soft Floors (Standard) |              | +0   |
| Soft Wheel Casters for Hard Floors            |              | +43  |
| Soft Wheel Caster Pack for Express Models     | 46SOFT       | 75   |

### SEAT UPHOLSTERY OPTIONS

| Description    | List |
|----------------|------|
| Grade A / COM* | +98  |
| Grade B / alta | +118 |
| Grade C        | +138 |
| Grade D        | +159 |
| Grade E        | +185 |

\*Does not include cost of COM

### ARM OPTIONS

| Description   | List |
|---|------|
| No Arms (Standard)  | +0   |
| Height, Depth, Width and Rotational Arms (4D; Color Matching Frame) | +138 |

### PACKAGING OPTIONS

| Description                                    | List |
|--|------|
| Knocked Down (Standard; Simple Tools Required) | +0   |
| Fully Assembled (FA)                           | +97  |

### BACK MESH COLOR

| Description                          | List |
|--------------------------------------|------|
| Black Mesh (Standard on Black Frame) | +0   |
| Grey Mesh (Standard on Grey Frame)   | +0   |
| Black Mesh on Grey Frame             | +83  |
| Grey Mesh on Black Frame             | +83  |

**DEVENS STOOL MODELS AND OPTIONS**



Devens Black Configurable Stool  
4623C



Devens Grey Configurable Stool  
Model 4653C

| Model Number | Description        | Frame | Base              | Mechanism                                     | Arms              | Mesh              | Seat Upholstery   | List Price |
|--------------|--------------------|-------|-------------------|---|-------------------|-------------------|-------------------|------------|
| 4623C        | Configurable Stool | Black | Black or Aluminum | Weight Balanced Synchro-Tilt with Seat Slider | See Options Below | See Options Below | See Options Below | 823        |
| 4653C        | Configurable Stool | Grey  | Grey or Aluminum  | Weight Balanced Synchro-Tilt with Seat Slider | See Options Below | See Options Below | See Options Below | 919        |

**BASE OPTIONS**

| Description  | List |
|--|------|
| Polymer Base (Standard Black or Grey Matching Frame) | +0   |
| Aluminum Base  | +111 |

**ARM OPTIONS**

| Description   | List |
|---|------|
| No Arms (Standard)  | +0   |
| Height, Depth, Width and Rotational Arms (4D; Color Matching Frame) | +138 |

**CYLINDER HEIGHT OPTIONS (SEE HEIGHT ADJUSTMENT RANGE)**

| Description              | List |
|--------------------------|------|
| 8.0" Cylinder (Standard) | +0   |
| 10.0" Cylinder           | +42  |

**PACKAGING OPTIONS**

| Description                                    | List |
|--|------|
| Knocked Down (Standard; Simple Tools Required) | +0   |
| Fully Assembled (FA)                           | +97  |

**CASTER OPTIONS**

| Description                                   | Model Number | List |
|---|--------------|------|
| Hard Wheel Casters for Soft Floors (Standard) |              | +0   |
| Soft Wheel Casters for Hard Floors            |              | +43  |
| Soft Wheel Caster Pack for Express Models     | 46SOFT       | 75   |

**BACK MESH COLOR**

| Description                          | List |
|--------------------------------------|------|
| Black Mesh (Standard on Black Frame) | +0   |
| Grey Mesh (Standard on Grey Frame)   | +0   |
| Black Mesh on Grey Frame             | +83  |
| Grey Mesh on Black Frame             | +83  |

**SEAT UPHOLSTERY OPTIONS**

| Description    | List |
|----------------|------|
| Grade A / COM* | +98  |
| Grade B / alta | +118 |
| Grade C        | +138 |
| Grade D        | +159 |
| Grade E        | +185 |

\*Does not include cost of COM

## PRODUCT INFORMATION

Essex, a full featured task chair has the versatility to fit any space. From the executive office to the front office, Essex provides comfort and elegance with its thoughtful shape and tasks at hand. Adjustable seat height, adjustable lumbar support, arm adjustability, tilt tension adjustment and back lock allow the user to fine-tune Essex to their personal preference. Essex ships ready to assemble. In the event you require these chairs to be fully assembled please indicate this in the sales notes and add \$87 to the list price



## FEATURES AND BENEFITS

- Pneumatic seat height adjustment
- Upright back lock
- Black mesh chair back
- Black fabric upholstered seat
- 1D arms
- 300 pound rating
- Height adjustable lumbar support
- Tension adjustable synchro-tilt mechanism
- BIFMA level certified
- CAL117 fire code compliant
- Express Model: black seat fabric, black mesh, 3 day ship

## PRODUCT SPECIFICATIONS

### Essex Mid Back Task

*Weight: 28 lbs. Overall Width: 18.6" Overall Depth: 23.5" Overall Height: 42" Seat Height: 16.8 - 20.5" Seat Depth: 17" Arm Height: 7.5 - 10.3" Lumbar Height: 6 - 8.75" Lumbar Adjustment Height: 2.75"*

**EXPRESS ESSEX CHAIR**



Essex Mid Back Task Chair (Express)  
Model 4871

| Model Number | Description                   | Frame | Base  | Mechanism                          | Arms   | Mesh  | Seat Upholstery | List Price |
|--------------|-------------------------------|-------|-------|------------------------------------|--------|-------|-----------------|------------|
| 4871         | Mid Back Task Chair (Express) | Black | Black | Tension Adjustable<br>Synchro-Tilt | 1D Arm | Black | Black           | 664        |

**PACKAGING OPTIONS**

| Description                                    | List |
|--|------|
| Knocked Down (Standard; Simple Tools Required) | +0   |
| Fully Assembled (FA)                           | +97  |

## PRODUCT INFORMATION

The user-friendly Natick with uncompromised comfort offers clean lines, outstanding fit and finish all resulting in a sophisticated and understated task chair at an outstanding price point. Natick is offered as a high-back task chair or stool version.

Seat height, seat depth, body conforming lumbar support or optional adjustable lumbar support and arm adjustability along with a back lock allow the user to fine-tune Natick for their size and shape, tasks at hand and preference. Natick is equipped with an advanced automatic weight activated synchro-tilt mechanism. The back is available with a striped graduated pattern mesh or fully upholstered.

The chair can be specified with black or grey frame, base and arms as well as a variety of upholstery options. Natick ships ready to assemble. If you require Natick to be fully assembled please indicate this in the sales notes and add \$97 to the list price.



**Natick Grey Mesh Task Chair**



**Natick Orange Striped Mesh Task Chair**



**Natick Fully Upholstered Task Chair**



**Natick Orange Striped Mesh Stool**

## FEATURES AND BENEFITS

- High back task chair or Stool versions
- Black or grey frame/base/arms
- Tension adjustable synchro-tilt with upright back lock and seat depth adjustment or weight activated synchro-tilt with multiple position back lock and seat depth adjustment
- Armless, 1D (height), 3D (height/depth/rotation) (task chair only), or 4D (height/depth/width/rotation) arms
- Hard or soft wheel 60mm casters
- Polymer (plastic) or optional polished aluminum base
- Task standard 4.0" (16"-20") or optional 5" (18"-23") pneumatic cylinder
- Stool standard 8.0" or 10.0" cylinder option
- Body conforming lumbar support or optional adjustable lumbar support
- Optional headrest
- CAL117 compliant, optional CAL133 compliant
- 300 pound rating
- Shipped ready to assemble, optional fully assembled shipment (task chair only)
- Express Model: Black or grey seat fabric and back mesh, 3 day ship (4900 and 4930)

## PRODUCT SPECIFICATIONS

### Natick Task Chair

*Weight: 35 lbs. Overall Width: 26" Overall Depth: 24" Overall Height: 40" - 45" Seat Height: 16" - 20" or 18" - 23" Seat Depth: 16" - 19" Seat Width: 20" Arm Height: 7.5" - 10" Lumbar Apex: 8" - 10" Optional Headrest: 12" Wide x 7" High*

### Natick Stool

*Weight: 41 lbs. Overall Width: 26" Overall Depth: 24" Overall Height: 43.5" - 51.5" Seat Height: 25" - 35" Seat Depth: 16" - 17.6" Seat Width: 20" Arm Height: 9" - 12" Lumbar Apex: 8" - 10"*

**EXPRESS NATICK CHAIRS**



Natick Black Mesh Task Chair (Express)  
Model 4900



Natick Grey Mesh Task Chair (Express)  
Model 4930

| Model Number | Description                             | Frame | Base  | Mechanism                                 | Arms           | Mesh                    | Seat Upholstery | List Price |
|--------------|---|-------|-------|---|----------------|-------------------------|-----------------|------------|
| 4900         | Black Striped Mesh Task Chair (Express) | Black | Black | Weight Balanced Synchro-Tilt, Seat Slider | 4D Arms        | Black Graduated Striped | Black           | 903        |
| 4930         | Grey Striped Mesh Task Chair (Express)  | Grey  | Grey  | Weight Balanced Synchro-Tilt, Seat Slider | 4D Arms (Grey) | Grey Graduated Striped  | Grey            | 1,004      |

**NATICK CHAIR MODEL AND OPTIONS**



Natick Black Configurable Task Chair  
4900C



Natick Grey Configurable Task Chair  
Model 4930C

| Model Number | Description             | Frame | Base              | Mechanism         | Arms              | Mesh              | Seat Upholstery   | List Price |
|--------------|-------------------------|-------|-------------------|-------------------|-------------------|-------------------|-------------------|------------|
| 4900C        | Configurable Task Chair | Black | Black or Aluminum | See Options Below | See Options Below | See Options Below | See Options Below | 698        |
| 4930C        | Configurable Task Chair | Grey  | Grey or Aluminum  | See Options Below | See Options Below | See Options Below | See Options Below | 799        |

## 4900C, 4930C MODELS AND OPTIONS (CONTINUED)

### NATICK LUMBAR SUPPORT

| Description                               | Model Number | List |
|---|--------------|------|
| Body Conforming Lumbar Support (Standard) |              | 0    |
| Adjustable Lumbar Support (Black)         | 4900LUMBAR   | 44   |
| Adjustable Lumbar Support (Grey)          | 4900LUMBAR-G | 44   |

### NATICK HEADREST

| Description   | Model Number | List |
|---|--------------|------|
| No Headrest (Standard)                                |              | 0    |
| Natick Upholstered Headrest (Black)                   | 4900HREST    | 98   |
| Natick Upholstered Headrest (Grey)                    | 4900HREST-G  | 98   |
| Natick Upholstered Headrest (Black w/ Choice Fabric)* | 4900HRESTF   | 98   |
| Natick Upholstered Headrest (Grey w/ Choice Fabric)*  | 4930HRESTF   | 98   |

\*Grade A fabric. For Grade B (+11), Grade C (+22), Grade D (+33) and Grade E (+44)

### MECHANISM OPTIONS

| Description   | List |
|---|------|
| Tension Adj. Synchro-Tilt w/ Seat Depth Adjustment (Standard)     | +0   |
| Weight Bal. Synchro-Tilt w/ Seat Depth Adjustment (Auto. Tension) | +60  |

### BASE OPTIONS

| Description                            | List |
|--|------|
| Polymer Base (Standard, Black or Grey) | +0   |
| Polished Aluminum Base                 | +111 |

### CASTER OPTIONS

| Description                                   | Model Number | List |
|---|--------------|------|
| Hard Wheel Casters for Soft Floors (Standard) |              | +0   |
| Soft Wheel Casters for Hard Floors            |              | +43  |
| Soft Wheel Caster Pack for Express Models     | 60MMSOFT     | 43   |

### CYLINDER HEIGHT OPTIONS (SEE HEIGHT ADJUSTMENT RANGE)

| Description              | List |
|--------------------------|------|
| 4.0" Cylinder (Standard) | +0   |
| 5.0" Cylinder            | +0   |

### ARM OPTIONS

| Description                                    | List |
|--|------|
| No Arms (Standard)                             | +0   |
| Height Adjustable Arms (1D)                    | +60  |
| Height, Depth and Rotational Arms (3D)         | +103 |
| Height, Depth, Width and Rotational Arms (4D)* | +145 |

### BACK MESH COLOR

| Description  | List |
|--|------|
| Black Graduated Striped Mesh (Standard on Black Frame) | +0   |
| Grey Graduated Striped Mesh (Standard on Grey Frame)   | +0   |
| Black Graduated Striped Mesh (Grey Frame)              | +83  |
| Grey Graduated Striped Mesh (Black Frame)              | +83  |
| Blue Graduated Striped Mesh                            | +83  |
| Orange Graduated Striped Mesh                          | +83  |
| Black Solid Mesh                                       | +83  |
| Grey Solid Mesh  | +83  |

### SEAT UPHOLSTERY OPTIONS

| Description                                 | List |
|---|------|
| Black Seat Fabric (Standard on Black Frame) | +0   |
| Grey Seat Fabric (Standard on Grey Frame)   | +0   |
| Grade A / COM*                              | +98  |
| Grade B / alta                              | +118 |
| Grade C                                     | +138 |
| Grade D                                     | +159 |
| Grade E                                     | +185 |

\*Does not include cost of COM



**4900C, 4930C MODELS AND OPTIONS (CONTINUED)**

**UPHOLSTERED BACK OPTIONS**

| Description    | List |
|----------------|------|
| Grade A / COM* | +111 |
| Grade B / alta | +130 |
| Grade C        | +152 |
| Grade D        | +170 |
| Grade E        | +204 |

\*Does not include cost of COM

**PACKAGING OPTIONS**

| Description                                    | List |
|--|------|
| Knocked Down (Standard; Simple Tools Required) | +0   |
| Fully Assembled (FA)                           | +97  |

**FIRE CODE OPTIONS**

| Description        | List |
|--------------------|------|
| CAL 117 (Standard) | +0   |
| CAL 133            | +125 |

**NATICK STOOL MODELS AND OPTIONS**



Natick Black Configurable Stool  
Model 4923C



Natick Grey Configurable Stool  
Model 4953C

| Model Number | Description        | Frame | Base              | Mechanism         | Arms              | Mesh              | Seat Upholstery   | List Price |
|--------------|--------------------|-------|-------------------|-------------------|-------------------|-------------------|-------------------|------------|
| 4923C        | Configurable Stool | Black | Black or Aluminum | See Options Below | See Options Below | See Options Below | See Options Below | 866        |
| 4953C        | Configurable Stool | Grey  | Grey or Aluminum  | See Options Below | See Options Below | See Options Below | See Options Below | 965        |

## 4923C, 4953C MODELS AND OPTIONS (CONTINUED)

### NATICK LUMBAR SUPPORT

| Description                               | Model Number | List |
|---|--------------|------|
| Body Conforming Lumbar Support (Standard) |              | 0    |
| Adjustable Lumbar Support (Black)         | 4900LUMBAR   | 44   |
| Adjustable Lumbar Support (Grey)          | 4900LUMBAR-G | 44   |

### MECHANISM OPTIONS

| Description   | List |
|---|------|
| Tension Adj. Synchro-Tilt w/ Seat Depth Adjustment (Standard)     | +0   |
| Weight Bal. Synchro-Tilt w/ Seat Depth Adjustment (Auto. Tension) | +57  |

### ARM OPTIONS

| Description                                    | List |
|--|------|
| No Arms (Standard)                             | +0   |
| Height Adjustable Arms (1D)                    | +57  |
| Height, Depth and Rotational Arms (3D)         | +98  |
| Height, Depth, Width and Rotational Arms (4D)* | +138 |

### SEAT UPHOLSTERY OPTIONS

| Description                                 | List |
|---|------|
| Black Seat Fabric (Standard on Black Frame) | +0   |
| Grey Seat Fabric (Standard on Grey Frame)   | +0   |
| Grade A / COM*                              | +98  |
| Grade B / alta                              | +118 |
| Grade C                                     | +138 |
| Grade D                                     | +159 |
| Grade E                                     | +185 |

\*Does not include cost of COM

### UPHOLSTERED BACK OPTIONS

| Description    | List |
|----------------|------|
| Grade A / COM* | +111 |
| Grade B / alta | +130 |
| Grade C        | +152 |
| Grade D        | +170 |
| Grade E        | +204 |

\*Does not include cost of COM

### BASE OPTIONS

| Description                            | List |
|--|------|
| Polymer Base (Standard, Black or Grey) | +0   |
| Polished Aluminum Base                 | +111 |

### CYLINDER HEIGHT OPTIONS (SEE HEIGHT ADJUSTMENT RANGE)

| Description              | List |
|--------------------------|------|
| 8.0" Cylinder (Standard) | +0   |
| 10.0" Cylinder           | +42  |

### BACK MESH COLOR

| Description  | List |
|--|------|
| Black Graduated Striped Mesh (Standard on Black Frame) | +0   |
| Grey Graduated Striped Mesh (Standard on Grey Frame)   | +0   |
| Black Graduated Striped Mesh (Grey Frame)              | +83  |
| Grey Graduated Striped Mesh (Black Frame)              | +83  |
| Blue Graduated Striped Mesh                            | +83  |
| Orange Graduated Striped Mesh                          | +83  |
| Black Solid Mesh                                       | +83  |
| Grey Solid Mesh  | +83  |

### CASTER OPTIONS

| Description                                   | List |
|---|------|
| Hard Wheel Casters for Soft Floors (Standard) | +0   |
| Soft Wheel Casters for Hard Floors            | +43  |

### FIRE CODE OPTIONS

| Description        | List |
|--------------------|------|
| CAL 117 (Standard) | +0   |
| CAL 133            | +125 |

**PRODUCT INFORMATION**

Revere seating with uncompromised comfort offers proper adjustability and robust construction at an outstanding price point.

Features include tension adjustment, height adjustable seat, height adjustable arms, height adjustable lumbar support and upright back lock allowing the user to fine-tune Revere for optimal comfort and usability. Revere is available with a standard black seat and black mesh back. Revere is rated for users up to 300 pounds and is shipped ready to assemble. Revere can be delivered fully assembled. In the event you require these chairs to be fully assembled please indicate this in the sales notes and add \$97 to the list price.



**FEATURES AND BENEFITS**

- Pneumatic seat height adjustment
- Upright back lock
- Black fabric upholstered seat
- Height adjustable arms
- Height adjustable lumbar support
- Tension adjustable swivel tilt mechanism
- 300 pound rating
- Express Model: Black seat fabric, black mesh, 3 day ship

**PRODUCT SPECIFICATIONS**

**Revere Task**

*Weight: 38 lbs. Overall Width: 25.75" Overall Depth: 26" Overall Height: 37" Seat Height: 15.4" - 18.6" Seat Depth: 18.56" Arm Height: 8.5" - 12.3" Lumbar Apex Height: 8.25"*

## EXPRESS REVERSE CHAIR



Revere Mesh Back Task Chair (Express)  
Model 5400

| Model Number | Description                    | Frame | Base  | Mechanism                   | Arms    | Mesh  | Seat Upholstery | List Price |
|--------------|--------------------------------|-------|-------|-----------------------------|---------|-------|-----------------|------------|
| 5400         | Mesh Back Task Chair (Express) | Black | Black | Tension Adj.<br>Swivel Tilt | 1D Arms | Black | Black           | 480        |

### PACKAGING OPTIONS

| Description                                    | List |
|--|------|
| Knocked Down (Standard; Simple Tools Required) | +0   |
| Fully Assembled (FA)                           | +97  |

**PRODUCT INFORMATION**

The user-friendly Upton chair with uncompromised comfort offers clean lines, outstanding fit and finish resulting in a sophisticated and understated task chair at an outstanding price point. Available in a task chair or stool version, Upton features adjustable seat height and depth, body conforming lumbar support or optional adjustable lumbar support, back height, arm adjustability and a multiple position back lock allow the user to fine-tune Upton to their personal preference. Upton is equipped with a side tension adjustable synchro-tilt mechanism. Headrest and aluminum base options are available. Upton ships ready to assemble. In the event you require these chairs to be fully assembled please indicate this in the sales notes and add \$97 to the list price.



**Upton Mesh Seat and Mesh Back**



**Upton Upholstered Seat and Mesh Back with Fixed Aluminum Arms**



**Upton Upholstered Seat and Mesh Back Stool**

**FEATURES AND BENEFITS**

- High back task chair or stool
- Black base/frame/arms
- Tension adjustable synchro-tilt with multiple position back lock and seat depth adjustment
- Armless, fixed aluminum or 1D (height) arms
- Hard or soft 60mm casters
- Polymer (plastic) or polished aluminum base
- Standard 3.5" or optional 5" pneumatic cylinder
- Body conforming lumbar support or optional lumbar support
- Back height adjustment
- Optional headrest
- CAL117 compliant, optional CAL133 compliance
- 300 pound rating
- Shipped ready to assemble, optional fully assembled shipment (task chair only)
- Express Model: Black seat fabric, black mesh, 3 day ship (4700 and 4700MM)

**PRODUCT SPECIFICATIONS**

**Upton Task Chair**

*Weight: 36 lbs. Overall Width: 25" Overall Depth: 25" Overall Height: 38" - 42" Seat Height: 17.75" - 21.75" Seat Depth: 17" - 19" Seat Width: 19" Arm Height: 8" - 11" Fixed Arm Height: 7.7" Lumbar Apex Height: 8.25" - 9.25" Optional Headrest: 12" Wide x 8" High*

**Upton Stool**

*Weight: 42 lbs. Overall Width: 25" Overall Depth: 25" Overall Height: 40" - 48" Seat Height: 22.75" - 29.75" Seat Depth: 17" - 19" Seat Width: 19" Arm Height: 8" - 11" Lumbar Apex Height: 8.25" - 9.25"*

## EXPRESS UPTON CHAIRS



Upton Task Chair (Express)  
Model 4700



Upton Mesh Task Chair (Express)  
Model 4700MM

| Model Number | Description               | Frame | Base                 | Mechanism  | Arms    | Back Upholstery                 | Seat Upholstery | List Price |
|--------------|---------------------------|-------|----------------------|--|---------|---------------------------------|-----------------|------------|
| 4700         | Task Chair                | Black | Black                | Tension Adj.<br>Synchro-Tilt with Seat<br>Depth Adjustment | 1D Arms | Black and Black<br>Striped Mesh | Black           | 831        |
| 4700MM       | Mesh Task Chair (Express) | Black | Polished<br>Aluminum | Tension Adj.<br>Synchro-Tilt with Seat<br>Depth Adjustment | 1D Arms | Black Mesh                      | Black Mesh      | 858        |

## UPTON CHAIR MODEL AND OPTIONS



Upton Configurable Task Chair  
4700C



Upton Configurable Mesh Task Chair  
4700MMC

| Model Number | Description                  | Frame | Base                 | Mechanism  | Arms                 | Back Upholstery      | Seat Upholstery      | List Price |
|--------------|------------------------------|-------|----------------------|--|----------------------|----------------------|----------------------|------------|
| 4700C        | Configurable Task Chair      | Black | See Options<br>Below | Tension Adj.<br>Synchro-Tilt with Seat<br>Depth Adjustment | See Options<br>Below | See Options<br>Below | See Options<br>Below | 771        |
| 4700MMC      | Configurable Mesh Task Chair | Black | Polished<br>Aluminum | Tension Adj.<br>Synchro-Tilt with Seat<br>Depth Adjustment | 1D Arms              | Black Mesh           | Black Mesh           | 858        |

**4700C, 4700MMC MODELS AND OPTIONS**

**UPTON LUMBAR SUPPORT**

| Description                               | Model Number | List |
|---|--------------|------|
| Body Conforming Lumbar Support (Standard) |              | 0    |
| Adjustable Lumbar Support (Black)         | 4700LUMBAR   | 44   |

**BASE OPTIONS (4700C ONLY)**

| Description                                  | List |
|--|------|
| Polymer Base (Standard on 4700C)             | +0   |
| Polished Aluminum Base (Standard on 4700MMC) | +111 |

**ARM OPTIONS (4700C ONLY)**

| Description                 | List |
|-----------------------------|------|
| No Arms (Standard)          | +0   |
| Height Adjustable Arms (1D) | +57  |
| Fixed Aluminum Arms         | +107 |

**BACK MESH COLOR (4700C ONLY)**

| Description                             | List |
|---|------|
| Black and Black Striped Mesh (Standard) | +0   |
| Black and Grey Striped Mesh             | +83  |
| Black and Red Striped Mesh              | +83  |
| Black and Blue Striped Mesh             | +83  |
| Black and Green Striped Mesh            | +83  |
| Black and White Striped Mesh            | +83  |

**FIRE CODE OPTIONS**

| Description        | List |
|--------------------|------|
| CAL 117 (Standard) | +0   |
| CAL 133            | +125 |

**UPTON HEADREST**

| Description                      | Model Number | List |
|----------------------------------|--------------|------|
| No Headrest (Standard)           |              | 0    |
| Upton Mesh Headrest (Black Mesh) | 4700HREST    | 98   |

**CASTER OPTIONS**

| Description                                   | Model Number | List |
|---|--------------|------|
| Hard Wheel Casters for Soft Floors (Standard) |              | +0   |
| Soft Wheel Casters for Hard Floors            |              | +43  |
| Soft Wheel Caster Pack for Express Models     | 60MMSOFT     | 43   |

**CYLINDER HEIGHT OPTIONS (SEE HEIGHT ADJUSTMENT RANGE)**

| Description              | List |
|--------------------------|------|
| 4.0" Cylinder (Standard) | +0   |
| 5.0" Cylinder            | +0   |

**SEAT UPHOLSTERY OPTIONS (4700C ONLY)**

| Description                  | List |
|------------------------------|------|
| Black Seat Fabric (Standard) | +0   |
| Grade A / COM*               | +98  |
| Grade B / alta               | +118 |
| Grade C                      | +138 |
| Grade D                      | +159 |
| Grade E                      | +193 |

\*Does not include cost of COM

**PACKAGING OPTIONS**

| Description                                    | List |
|--|------|
| Knocked Down (Standard; Simple Tools Required) | +0   |
| Fully Assembled (FA)                           | +97  |

## UPTON STOOL MODEL AND OPTIONS



Upton Configurable Stool  
4770C



Upton Configurable Mesh Stool  
4770MMC

| Model Number | Description             | Frame | Base                            | Mechanism  | Arms              | Back Upholstery   | Seat Upholstery   | List Price |
|--------------|-------------------------|-------|---------------------------------|--|-------------------|-------------------|-------------------|------------|
| 4770C        | Configurable Stool      | Black | See Options Below               | Tension Adj.<br>Synchro-Tilt with Seat<br>Depth Adjustment | See Options Below | See Options Below | See Options Below | 935        |
| 4770MMC      | Configurable Mesh Stool | Black | Polished Aluminum with Footring | Tension Adj.<br>Synchro-Tilt with Seat<br>Depth Adjustment | 1D Arms           | Black Mesh        | Black Mesh        | 1,022      |

### UPTON LUMBAR SUPPORT

| Description                               | Model Number | List |
|---|--------------|------|
| Body Conforming Lumbar Support (Standard) |              | 0    |
| Adjustable Lumbar Support (Black)         | 4700LUMBAR   | 44   |

### ARM OPTIONS (4700C ONLY)

| Description                 | List |
|-----------------------------|------|
| No Arms (Standard)          | +0   |
| Height Adjustable Arms (1D) | +57  |
| Fixed Aluminum Arms         | +107 |

### BASE OPTIONS (4700C ONLY)

| Description                                  | List |
|--|------|
| Polymer Base (Standard on 4700C)             | +0   |
| Polished Aluminum Base (Standard on 4700MMC) | +111 |

### CYLINDER HEIGHT OPTIONS (SEE HEIGHT ADJUSTMENT RANGE)

| Description              | List |
|--------------------------|------|
| 8.0" Cylinder (Standard) | +0   |
| 10.0" Cylinder           | +42  |

### CASTER OPTIONS

| Description                                   | List |
|---|------|
| Hard Wheel Casters for Soft Floors (Standard) | +0   |
| Soft Wheel Casters for Hard Floors            | +43  |



**4770C, 4770MMC MODELS AND OPTIONS**

**BACK MESH COLOR (4770C ONLY)**

| <b>Description</b>                      | <b>List</b> |
|---|-------------|
| Black and Black Striped Mesh (Standard) | +0          |
| Black and Grey Striped Mesh             | +83         |
| Black and Red Striped Mesh              | +83         |
| Black and Blue Striped Mesh             | +83         |
| Black and Green Striped Mesh            | +83         |
| Black and White Striped Mesh            | +83         |

**SEAT UPHOLSTERY OPTIONS (4770C ONLY)**

| <b>Description</b>           | <b>List</b> |
|------------------------------|-------------|
| Black Seat Fabric (Standard) | +0          |
| Grade A / COM*               | +98         |
| Grade B / alta               | +118        |
| Grade C                      | +138        |
| Grade D                      | +159        |
| Grade E                      | +193        |

\*Does not include cost of COM

**FIRE CODE OPTIONS**

| <b>Description</b> | <b>List</b> |
|--------------------|-------------|
| CAL 117 (Standard) | +0          |
| CAL 133            | +125        |

**PACKAGING OPTIONS**

| <b>Description</b>                             | <b>List</b> |
|--|-------------|
| Knocked Down (Standard; Simple Tools Required) | +0          |
| Fully Assembled (FA)                           | +97         |

## PRODUCT INFORMATION

The Auburn conference and executive chair provides users with a sleek, slim profile design that ensures a lasting impression in conference rooms, boardrooms, and the c-suite. Its slim, mixed material profile combines smooth, non-PVC polyurethane along with a simple black polymer frame for a quiet yet stunning side view. All three polyurethane colors include an anti-microbial (silver ion based).

The soft curves of the Auburn back flows effortlessly into its artful armrests, creating a beautiful seating solution. Curved aluminum fixed arm with elegantly integrated black Polymer armrests. The back of the chair offers a gentle, single tuft line, creating a subtle yet memorable design statement. Waterfall seat pan with generous space and perfect stitching on the slim, comfortable foam provides long term comfort for users. Functional adjustments are easy to reach and thoughtfully integrated beneath the seat pan, allowing form to truly follow function with a minimal aesthetic

The Auburn chair offers speed and simplicity through the three-day ship, Express Seating Program. Offered in Auburn black, Auburn ivory, and Auburn grey polyurethane, Auburn provides an elegant visual in any work environment. Auburn express ships in three days and can be ordered assembled for a small up-charge. (Auburn can be easily assembled in minutes.)



**Auburn Black Conference Chair**



**Auburn Grey Conference Chair (Front)**



**Auburn Ivory Conference Chair (Back)**

## FEATURES AND BENEFITS

### Auburn Seating

- High back with built in flexibility and upper back support
- Express available to ship in 3 days in Auburn Grey, Auburn Black or Auburn Ivory
- PVC Free Polyurethane, standard with Anti-Microbial
- Fixed aluminum arm with black arm pad
- Weight activated mechanism
- Chrome frame standard
- 4 position back lock
- Hard casters
- 300lb rating
- Ships ready to assemble

## PRODUCT SPECIFICATIONS

### Auburn Seating

*Weight: 40 lbs. Overall Depth: 30.25" Overall Height: 38.5" - 42.25" Seat Height: 16.5" - 20.3" Seat Depth: 17.19" - 19.25" Seat Width: 18.40" Back Height: 23.50" Arm Height: 7.70" Lumbar Apex Height: 5.75" Width Between Armrests: 19.30"*

**EXPRESS AUBURN CHAIRS**



Auburn Black Conference Chair (Express)  
Model 7700



Auburn Grey Conference Chair (Express)  
Model 7730



Auburn Ivory Conference Chair (Express)  
Model 7740

| Model Number | Description                      | Base     | Mechanism  | Arms               | Back/Seat Upholstery                         | List Price |
|--------------|----------------------------------|----------|--|--------------------|--|------------|
| 7700         | Black Conference Chair (Express) | Aluminum | Weight-Activated Synchro-Tilt with Automatic Tension | Fixed Aluminum Arm | Black PVC Free Polyurethane (Anti-Microbial) | 1,014      |
| 7730         | Grey Conference Chair (Express)  | Aluminum | Weight-Activated Synchro-Tilt with Automatic Tension | Fixed Aluminum Arm | Grey PVC Free Polyurethane (Anti-Microbial)  | 1,014      |
| 7740         | Ivory Conference Chair (Express) | Aluminum | Weight-Activated Synchro-Tilt with Automatic Tension | Fixed Aluminum Arm | Ivory PVC Free Polyurethane (Anti-Microbial) | 1,014      |

**PACKAGING OPTIONS**

| Description                                    | List |
|--|------|
| Knocked Down (Standard; Simple Tools Required) | +0   |
| Fully Assembled (FA)                           | +97  |

## PRODUCT INFORMATION

Grafton, is a robust mesh back side chair that can be stacked. Offering clean lines and sleek design, it's the perfect companion to Upton and Natick. The refined Grafton is ideally suited as a guest or visitor chair but will also serve its purpose in cafeteria, dining rooms, waiting rooms, or any area where extra seating is required. Grafton ships fully assembled.



**Grafton Express Side Chair**



**Grafton Side Chair (Black Frame)**



**Grafton Side Chair (Silver Frame)**

## FEATURES AND BENEFITS

- Mesh back
- Upholstered seat
- Black or silver frame
- Polypropylene arm rests
- Oval tube frame
- Stacks four high on the floor
- 300 pound rating
- CAL117 compliant
- Express Model: Black seat fabric, black mesh, 3 day ship

## PRODUCT SPECIFICATIONS

### Grafton Side Chair

*Weight: 30 lbs. Overall Width: 23.75" Overall Depth: 23.5" Overall Height: 32" Seat Height: 17.75" Seat Depth: 16.25" Seat Width: 18" Arm Height: 9" Lumbar Apex Height: 9"*

**EXPRESS GRAFTON CHAIRS**



Grafton Side Chair (Express)  
Model 4000

| Model Number | Description                                | Frame | Mesh  | Seat Upholstery   | List Price |
|--------------|--|-------|-------|-------------------|------------|
| 4000         | Black Mesh and Fabric Side Chair (Express) | Black | Black | Black Seat Fabric | 517        |

**GRAFTON CHAIR MODEL AND OPTIONS**



Grafton Configurable Side Chair (Black Frame)  
4000C



Grafton Configurable Side Chair (Silver Frame)  
4060C

| Model Number | Description                      | Frame  | Mesh  | Seat Upholstery   | List Price |
|--------------|----------------------------------|--------|-------|-------------------|------------|
| 4000C        | Black Mesh and Fabric Side Chair | Black  | Black | See Options Below | 517        |
| 4060C        | Black Mesh and Fabric Side Chair | Silver | Mesh  | See Options Below | 517        |

**SEAT UPHOLSTERY OPTIONS**

| Description                  | List |
|------------------------------|------|
| Black Seat Fabric (Standard) | +0   |
| Grade A / COM*               | +98  |
| Grade B / alta               | +122 |
| Grade C                      | +143 |
| Grade D                      | +169 |
| Grade E                      | +200 |

\*Does not include cost of COM

**PACKAGING OPTIONS**

| Description  | Net Price |
|--|-----------|
| Shipped Three Per Carton (Chairs Only)               | +0        |
| Pack Fee per Chair* (If less than multiple of three) | +20       |

\*Pack fees are net prices and will not be discounted.

## PRODUCT INFORMATION

Paxton, a perfect companion to the Bolton chair, is a stackable mesh back side chair with soft edges. It's thoughtfully designed seat cushion offers comfort and support. The lightweight side chair is ideally suited for use in cafeteria, training spaces, classrooms, waiting rooms, auditoriums or any area where extra seating is required. Paxton can also be used as a cost-effective side or guest chair. Paxton ships ready to assemble. In the event you require these chairs to be fully assembled please indicate this in the sales notes and add \$97 to the list price.



**Paxton Side Chair on Glides**



**Paxton Side Chair on Casters**

## FEATURES AND BENEFITS

- Fabric seat
- Black mesh back
- Polypropylene arm rests
- Glide or caster version (soft caster)
- Stacks six high on the floor
- 300 pound rating
- Express Model: Black seat fabric, black mesh, 3 day ship
- CAL117 compliant, optional CAL133 compliance
- Shipped ready to assemble, optional fully assembled shipment

## PRODUCT SPECIFICATIONS

### **Paxton Side Chair with Glides or Casters**

*Weight: 15 lbs. Overall Width: 23" Overall Depth: 21" Overall Height: 32" Seat Height: 18" Seat Depth: 17.5" Seat Width: 18" Arm Height: 9" Lumbar Apex Height: 9"*

**EXPRESS PAXTON CHAIRS**



Paxton Side Chair on Glides (Express)  
Model 3400



Paxton Side Chair on Casters (Express)  
Model 3430

| Model Number | Description                     | Frame | Seat Upholstery   | Base               | List Price |
|--------------|---------------------------------|-------|-------------------|--------------------|------------|
| 3400         | Side Chair on Glides (Express)  | Black | Black             | Glides*            | 304        |
| 3430         | Side Chair on Casters (Express) | Black | Black Seat Fabric | Soft Wheel Caster* | 318        |

**PAXTON CHAIR MODEL AND OPTIONS**



Paxton Configurable Side Chair on Glides  
Model 3400C



Paxton Configurable Side Chair on Casters  
Model 3430C

| Model Number | Description                        | Frame | Seat Upholstery   | Base               | List Price |
|--------------|------------------------------------|-------|-------------------|--------------------|------------|
| 3400C        | Configurable Side Chairs on Glides | Black | See Options Below | Glides             | 304        |
| 3430C        | Configurable Side Chair on Casters | Black | See Options Below | Soft Wheel Caster* | 318        |

\*Paxton chairs with casters have a unique frame, therefore they are not field interchangeable.

## 3400C, 3430C MODELS AND OPTIONS

### SEAT UPHOLSTERY OPTIONS

| Description                  | List |
|------------------------------|------|
| Black Seat Fabric (Standard) | +0   |
| Grade A / COM*               | +98  |
| Grade B / alta               | +122 |
| Grade C                      | +143 |
| Grade D                      | +169 |
| Grade E                      | +200 |

\*Does not include cost of COM

### PACKAGING OPTIONS

| Description                                    | List |
|--|------|
| Knocked Down (Standard; Simple Tools Required) | +0   |
| Fully Assembled (FA)                           | +97  |

### FIRE CODE OPTIONS

| Description        | List |
|--------------------|------|
| CAL 117 (Standard) | +0   |
| CAL 133            | +125 |



**PRODUCT INFORMATION**

The Devens Side Chair is a natural complement to both the Devens Task Chair and the Devens Stool. This cantilevered stacking chair provides an elegant and light look whether used in a private office as guest seating or by itself in a meeting room. The curved mesh back mimics the contour of the spine for added comfort. Chairs can be stacked up to four high when not in use.

Add a pop of color with a range of seat upholstery options offering your choice of black or grey mesh back. Seat is available with a variety of coordinated AIS Graded upholsteries (standard seating lead time.) The chair is also offered in two express models: black and grey mesh with coordinating express seat upholstery.



**Devens Black Side Chair**



**Devens Grey Side Chair**



**Devens Side Chair Stacked  
(Shown Four Stacked)**

**FEATURES AND BENEFITS**

- Express Models (three-day ship) offered in grey mesh with grey seat upholstery and black mesh with black seat upholstery
- Configurable seat option available with a wide array of AIS upholsteries, choose from either black or grey mesh back (Standard Seating Lead Time)
- Black or grey armcaps will align with back mesh color selection
- Polished aluminum cantilevered frame
- Two mesh back colors: grey mesh for grey seat, black mesh for black seat
- Generous and comfortable upholstered seat pan
- Stacks four high on the floor
- BIFMA level certified
- CAL 117 fire code compliant
- Ships knock-down
- COM's available by request

**PRODUCT SPECIFICATIONS**

**Devens Side Chair**

*Weight: 23lbs. Overall Width: 22.5" Overall Depth: 22.7" Overall Height: 32.55" Seat Height: 17.3" Seat Depth: 18.31" Seat Width: 17.1" Width Between Armrests: 19.1 Arm Height: 8.75" Lumbar Apex Height: 8.5"*

# DEVENS SIDE

## EXPRESS DEVENS CHAIRS



Devens Black Side Chair (Express)  
Model 4657



Devens Grey Side Chair (Express)  
Model 4667

| Model Number | Description                | Frame             | Mesh  | Seat Upholstery | List Price |
|--------------|----------------------------|-------------------|-------|-----------------|------------|
| 4657         | Black Side Chair (Express) | Polished Aluminum | Black | Black           | 540        |
| 4667         | Grey Side Chair (Express)  | Polished Aluminum | Grey  | Grey            | 574        |

## DEVENS CHAIR MODELS AND OPTIONS



Devens Configurable Black Side Chair  
Model 4657C



Devens Configurable Grey Side Chair  
Model 4667C

| Model Number | Description                   | Frame             | Mesh              | Seat Upholstery | List Price |
|--------------|-------------------------------|-------------------|-------------------|-----------------|------------|
| 4657C        | Configurable Black Side Chair | Polished Aluminum | See Options Below | Black           | 540        |
| 4667C        | Configurable Grey Side Chair  | Polished Aluminum | See Options Below | Grey            | 574        |

**4657C AND 4667C MODELS AND OPTIONS**

**SEAT UPHOLSTERY OPTIONS**

| <b>Description</b> | <b>List</b> |
|--------------------|-------------|
| Grade A / COM*     | +98         |
| Grade B / alta     | +118        |
| Grade C            | +138        |
| Grade D            | +159        |
| Grade E            | +185        |

\*Does not include cost of COM

**PACKAGING OPTIONS**

| <b>Description</b>                             | <b>List</b> |
|--|-------------|
| Knocked Down (Standard; Simple Tools Required) | +0          |
| Fully Assembled (FA)                           | +97         |

# PIERCE

## PRODUCT INFORMATION

The Pierce multi-purpose side chair offers versatility in training, meeting and waiting rooms as well as cafeteria and offices. Pierce is available as a chair as well as a 28.5" (seat height) stool. The Pierce offers clean lines, outstanding fit and finish all resulting in a sophisticated and utilitarian multi-purpose chair and stool at an outstanding price point.

The Pierce chair is available with casters or glides, the stool is only offered on glides. The chair stacks up to eight on the floor. Pierce chair ships with back assembled and seat unassembled, minimal assembly required.



**Pierce Side Chair on Casters (Cayenne)**

**Upholstered Pierce Side Chair on Glides (Limeade)**

**Pierce Side Chair on Glides (Shown 5 Stacked)**

**Pierce Stool (Surf)**

## FEATURES AND BENEFITS

- Grey powder-coated smooth frame
- Chair with 18" seat height
- Stool with 28.5" seat height
- Hard or soft wheel casters or glides on chair. Casters and glides interchangeable
- Wall saver leg configuration
- Stool on glides
- Shell colors available: Black, Brown Stone, Cayenne (Red), Surf (Blue), or Limeade (Green)
- Stacks 8 high on floor
- Stacks 10 (with casters) or 15 (with glides) high on dolly
- Optional upholstered seat shell (CAL117 compliant).
- 300 pound rating
- Plastic shell Pierce chairs ship in 3 day (Express)

## PRODUCT SPECIFICATIONS

### Pierce Side Chair

Weight: 15 lbs. Overall Width: 20" Overall Depth: 23.5" Overall Height: 34" Seat Height: 18" Seat Depth: 17.5" Seat Width: 18"

### Pierce Stool

Weight: 23 lbs. Overall Width: 20" Overall Depth: 23.5" Overall Height: 40" Seat Height: 28.5" Seat Depth: 17.5" Seat Width: 18"

**EXPRESS PIERCE CHAIRS**



Pierce Side Chair on Glides (Express)  
Model 3500



Pierce Side Chair on Casters (Express)  
Model 3530



Pierce Stool (Express)  
Model 3570

| Model Number | Description                                | Frame      | Shell Color   | Seat Upholstery | List Price |
|--------------|--|------------|---|-----------------|------------|
| 3500XX       | Side Chair on Glides (Express)             | Grey Frame | Black, Brown Stone, Cayenne (Red), Surf (Blue), Limeade (Green) | None            | 304        |
| 3530XX       | Side Chair on Hard Wheel Casters (Express) | Grey Frame | Black, Brown Stone, Cayenne (Red), Surf (Blue), Limeade (Green) | None            | 318        |
| 3570XX       | Stool (Express)                            | Grey Frame | Black, Brown Stone, Cayenne (Red), Surf (Blue)                  | None            | 480        |

**PIERCE CHAIR MODELS AND OPTIONS**



Pierce Configurable Side Chair on Glides  
Model 3500C



Pierce Configurable Side Chair on Casters  
Model 3530C



Pierce Configurable Stool  
Model 3570C

| Model Number | Description                                   | Frame      | Shell Color   | Seat Upholstery   | List Price |
|--------------|---|------------|---|-------------------|------------|
| 3500CXX      | Configurable Side Chair on Glides             | Grey Frame | Black, Brown Stone, Cayenne (Red), Surf (Blue), Limeade (Green) | See Options Below | 304        |
| 3530CXX      | Configurable Side Chair on Hard Wheel Casters | Grey Frame | Black, Brown Stone, Cayenne (Red), Surf (Blue), Limeade (Green) | See Options Below | 318        |
| 3570CXX      | Configurable Stool                            | Grey Frame | Black, Brown Stone, Cayenne (Red), Surf (Blue)                  | See Options Below | 480        |

**Note:**

Replace "XX" in model number with color code number seen below to specify order color. Example: "3500RD" would be the Pierce Express Side Chair on Glides with a red shell and "3530CBK" would be Pierce Configurable Side Chair on Casters with a black shell.

## 3500C, 3530C, 3570C MODELS AND OPTIONS

### COLOR OPTIONS

| Description  | Color Code |
|--|------------|
| Black  | BK         |
| Brown Stone  | BO         |
| Cayenne (Red)  | RD         |
| Surf (Blue)  | BU         |
| Limeade (Green) <i>(Color not available on Pierce Stool)</i> | YE         |

### SEAT UPHOLSTERY OPTIONS

| Description    | List |
|----------------|------|
| Grade A / COM* | +98  |
| Grade B / alta | +122 |
| Grade C        | +143 |
| Grade D        | +169 |
| Grade E        | +200 |

\*Does not include cost of COM

### PACKAGING OPTIONS

| Description  | Net Price |
|--|-----------|
| Shipped Three per Carton (Chairs Only)                       | +0        |
| Pack Fee per Chair* (if shipped less than multiple of three) | +20       |

\*Pack fees are net prices and will not be discounted.

### CASTER OPTIONS

| Description                                   | Model Number | List |
|---|--------------|------|
| Hard Wheel Casters for Soft Floors (Standard) | 3500CA       | +0   |
| Soft Wheel Casters for Hard Floors            |              | +43  |
| Soft Wheel Caster Pack for Express Models     | 3500-CASOFT  | +0   |

### ADDITIONAL ACCESSORIES

| Description | Model Number | List |
|-------------|--------------|------|
| 3500 Dolly  | 3500DOLLY    | 485  |

Dolly Dimensions: 34" x 23.5" x 20.5"

**PRODUCT INFORMATION**

Collaboration, movement, sit-stand are key terms used to describe the Rutland perch. The height adjustable perch lends itself well for sit-stand applications, labs or other environments where perching is common. Rutland ships fully assembled.



**Rutland Perch**

**FEATURES AND BENEFITS**

- Black base/column cover/outer seat
- Pneumatic seat height adjustment
- Upholstered seat (fabric or anti-microbial self skin urethane)
- Tilts up to 7° degrees
- 300 pound rating
- CAL117 compliant

**PRODUCT SPECIFICATIONS****Rutland Perch Stool**

*Weight: 17 lbs. Overall Width: 17" Seat Height: 15.5" Seat Height: 23" - 30"*

## CONFIGURABLE RUTLAND CHAIR



Rutland Perch  
Model 6470C

| Model Number | Description      | Seat Shell/Base | Seat Upholstery   | List Price |
|--------------|------------------|-----------------|-------------------|------------|
| 6470C        | High Perch Chair | Black           | See Options Below | 458        |

## 6400C, 6470C MODELS AND OPTIONS

### SEAT UPHOLSTERY OPTIONS

| Description                                     | List |
|---|------|
| Black Fabric (Express Ship)                     | +0   |
| Anti-Microbial Charcoal Self-Skin Urethane Seat | +104 |
| Grade A / COM*                                  | +67  |
| Grade B / alta                                  | +85  |
| Grade C   | +104 |
| Grade D   | +125 |
| Grade E   | +143 |

\*Does not include cost of COM



**PRODUCT INFORMATION**

The Stow nesting/training chair offers versatility in training, meeting rooms and offices. Stow offers clean lines, outstanding fit and finish all resulting in a sophisticated dynamic multi-purpose chair at an outstanding price point.

Several configurations and options are offered; grey powder-coated frame, with arms or without arms, casters or glides, numerous mesh back and seat upholstery options, an optional tablet arm, an optional ganging device. The Stow back allows for free movement/reclination and can be locked in place by turning the two “knobs” on the side of the lower back. The tablet arm comes with a spring loaded cup holder; the tablet arm flips up and rotates out of the way for easy storage and can nest with the tablet arm installed.

Stow ships ready to assemble, it requires two fasteners/screws to be installed and the frame pivot bolts to be tightened to put it in action.



**Stow Training Chair with Red Mesh on Glides with Tablet Arm (Down Position)**



**Stow Training Chair without Arms and with Red Mesh on Glides**



**Stow Training Chairs with Arms and Multi-Color Mesh on Casters in Nesting Position**

**FEATURES AND BENEFITS**

- Grey powder-coated frame
- Flip seat (Nester)
- Free float/reclining back
- Back lock
- With or without arms
- Casters or glides (interchangeable)
- Black or colored mesh back
- Black or graded-in seat fabrics, COMs
- Fold-away right-handed tablet arm optional (includes cup holder; armed model only)
- Optional ganging device
- CAL117 compliant, optional CAL133 compliance
- 300 pound rating
- Express Model: Black seat fabric, black mesh, 3 day ship

**PRODUCT SPECIFICATIONS**

**Stow Training Chairs with Arms**

*Weight: 18 lbs. Overall Width: 26" Overall Depth: 24" Overall Height: 34" Seat Height: 18" Seat Depth: 17" Seat Width: 20" Arm Height: 9" Lumbar Apex: 9"*

**Stow Training Chairs without Arms**

*Weight: 18 lbs. Overall Width: 26" Overall Depth: 24" Overall Height: 34" Seat Height: 18" Seat Depth: 17" Seat Width: 20" Lumbar Apex: 9"*

**Nesting Measurements for Stow Training Chairs with and without Arms**

*First Chair from Wall: 21.5" Second Chair from Wall: 28.2" Nesting Distance: 6.7" added to 28.2" for each additional chair*

**Nesting Measurements for Stow Training Chairs with Tablet Arm**

*First Chair from Wall: 21.5" Second Chair from Wall (Tablet Down): 34.5" Nesting Distance (Tablet Down): 13" added to 34.5" for each additional chair  
Second Chair from Wall (Tablet Up): 46.5" Nesting Distance (Tablet Up): 25" added to 46.5" for each additional chair*

## EXPRESS STOW CHAIRS



Stow Training Chair with Arms (Express)  
Model 6800

| Model Number | Description                         | Frame      | Base    | Arms       | Back Mesh | Seat Upholstery | List Price |
|--------------|-------------------------------------|------------|---------|------------|-----------|-----------------|------------|
| 6800         | Training Chairs with Arms (Express) | Grey Frame | Casters | Fixed Arms | Black     | Black           | 535        |

## STOW CHAIR MODELS AND OPTIONS



Stow Configurable Training Chair with Arms  
Model 6800C



Stow Configurable Training Chair without Arms  
Model 6820C

| Model Number | Description                              | Frame      | Base    | Arms       | Back Mesh         | Seat Upholstery   | List Price |
|--------------|--|------------|---------|------------|-------------------|-------------------|------------|
| 6800C        | Configurable Training Chair with Arms    | Grey Frame | Casters | Fixed Arms | See Options Below | See Options Below | 535        |
| 6820C        | Configurable Training Chair without Arms | Grey Frame | Casters | No Arms    | See Options Below | See Options Below | 506        |

**6800C, 6820C MODELS AND OPTIONS**

**SEAT UPHOLSTERY OPTIONS**

| Description                  | List |
|------------------------------|------|
| Black Seat Fabric (Standard) | +0   |
| Grade A / COM*               | +98  |
| Grade B / alta               | +122 |
| Grade C                      | +143 |
| Grade D                      | +169 |
| Grade E                      | +200 |

\*Does not include cost of COM

**BACK MESH COLOR**

| Description                             | List |
|---|------|
| Black and Black Striped Mesh (Standard) | +0   |
| Black and Grey Striped Mesh             | +86  |
| Black and Red Striped Mesh              | +86  |
| Black and Blue Striped Mesh             | +86  |
| Black and Green Striped Mesh            | +86  |
| Black and White Striped Mesh            | +86  |

**BASE OPTIONS**

| Description                               | Model Number | List |
|---|--------------|------|
| Glides                                    |              | +0   |
| Hard Wheel Casters (Standard)             |              | +0   |
| Soft Wheel Casters                        |              | +43  |
| Soft Wheel Caster Pack for Express Models | 3500-CASOFT  | 0    |

**FIRE CODE OPTIONS**

| Description                 | List |
|-----------------------------|------|
| CAL 117 (Standard)          | +0   |
| CAL 133 (Grade A and above) | +125 |

**PACKAGING OPTIONS**

| Description                                    | List |
|--|------|
| Knocked Down (Standard; Simple Tools Required) | +0   |
| Fully Assembled (FA)                           | +49  |

**ADDITIONAL ACCESSORIES**


| Description                                      | Model Number | List |
|--|--------------|------|
| Tablet Arm with Cup Holder* (Field Installable)  | 6800TABLET   | 180  |
| Ganging Device (Set of Four) (Field Installable) | 6800GANG     | 122  |

\*For use with armed models (6800 and 6800C) only. Tablet arm available as right-handed only.

**PRODUCT INFORMATION**

Collaboration, movement, sit-stand are key terms used to describe the Sulli Perch. The height adjustable perch is an ideal solution in healthcare applications, class and training rooms, laboratories, collaborative settings, libraries as well as offices where short term occasional pull-up (visitor) seating is required. The unique stretchable fabric is water and oil resistant and is treated with an anti-staining treatment.

Sulli ships ready to assemble, no tools required.



**Sulli Perch**

**FEATURES AND BENEFITS**

- Perch swivels on base
- Perch tilts 5 degrees
- Black base and strap
- Polyamide/spandex upholstery (water/oil resistant, anti-staining treatment)
- Pneumatic seat height adjustment
- 300 pound weight rating
- 2 color options: Action Orange, Hot Red
- 3-day shipping on all models.

**PRODUCT SPECIFICATIONS****Sulli Perch**

*Weight: 16 lbs. Overall Width: 15" Seat Width: 15" Seat Height: 19.5" - 25.5"*

**EXPRESS SULLI PERCH**



Sulli Perch  
Hot Red  
Model 8088RE



Sulli Perch  
Action Orange  
Model 8088OR

| Model Number | Description | Seat Base | Seat Upholstery   | List Price |
|--------------|-------------|-----------|-------------------|------------|
| 8088         | Low Perch   | Black     | See Options Below | 465        |

**8088 MODELS AND OPTIONS**

**UPHOLSTERY COLOR OPTIONS**

| Description   | Color Code |
|---------------|------------|
| Hot Red       | RE         |
| Action Orange | OR         |

## PRODUCT INFORMATION

Triad is a lightweight high density stack chair that stacks up to 40 on a dolly. Triad offers an optional tablet arm and/or book rack. Triad is available in a stool version as well. Triad offers flexibility and ease of use in cafeteria, training spaces, classrooms, auditoriums or any area where extra seating is required. Triad chair ships fully assembled, Triad stool requires minimal assembly (Express 3 day ship.)



**Triad Multi-Purpose Stack Chair (Black)**



**Triad Multi-Purpose Stack Chair with Tablet Arm and Book Rack (Light Grey)**



**Triad Stool (Black)**



**Triad Stool (White)**

## FEATURES AND BENEFITS

### Triad Stack

- Polypropylene seat and back shells
- Available in white, black and light grey\*
- Wire solid steel rod polished chrome frame
- Perforated back for thermal comfort
- Stacks 40 high on a dolly
- Stacks 8 high on the floor

- Standard ganging glides
- Black tablet arm option
- Book rack option
- Dolly option
- 300 pound rating
- Express 3 day ship

\*Other shell colors are available when quantity is greater than 400. Extended lead time applies.

### Triad Stool

- Polypropylene seat and back shells
- Available in white and black\*
- Wire solid steel rod polished chrome frame
- Perforated back for thermal comfort

- Flexible back for comfort flex
- 300 pound rating
- Express 3 day ship

## PRODUCT SPECIFICATIONS

### Triad Stack

Weight: 14 lbs. Overall Width: 21" Overall Depth: 22.5" Overall Height: 32" Seat Height: 18.5" Seat Depth: 17" Seat Width: 18" Lumbar Apex Height: 9"

### Triad Stool

Weight: 21 lbs. Overall Width: 21" Overall Depth: 22.5" Overall Height: 43.5" Seat Height: 30.5" Seat Depth: 17" Seat Width: 18" Lumbar Apex Height: 9"

**EXPRESS TRIAD CHAIRS**



Triad Multi-Purpose Stack Chair (Express)  
Model 3100



Triad Multi-Purpose Stool (Express)  
Model 3130

| Model Number | Description               | Frame           | Shell Color              | Base Model Price |
|--------------|---------------------------|-----------------|--------------------------|------------------|
| 3100XX       | Multi-Purpose Stack Chair | Polished Chrome | Black, White, Light Grey | 243              |
| 3130XX       | Multi-Purpose Stool       | Polished Chrome | Black, White             | 360              |

**Note:**

Replace "XX" in model number with color code number seen below to specify order color. Example: "3100BK" would be the Triad Multi-Purpose Stack Chair with a black shell.

**COLOR OPTIONS**

| Description | Color Code |
|-------------|------------|
| Black       | BK         |
| White       | WT         |
| Light Grey* | GY         |

\*Available for the 3100 model only.

**ADDITIONAL ACCESSORIES**

| Description                    | Model Number | List |
|--------------------------------|--------------|------|
| Book Rack (Field Installable)  | 3100BOOK     | 118  |
| Tablet Arm (Field Installable) | 3100TABLET   | 161  |
| Dolly (Holds up to 40)         | 3100DOLLY    | 368  |

Dolly Height with Max. Capacity (40 Triads): 85"  
Dolly Width with Max. Capacity (40 Triads): 24"  
Dolly Length with Max. Capacity (40 Triads): 47"

**PACKAGING OPTIONS**

| Description   | Net Price |
|---|-----------|
| Shipped Four per Carton   | +0        |
| Pack Fee per Chair* (If shipped less than multiple of four for chairs / multiple of two for stools) | +20       |

\*Pack fees are net prices and will not be discounted.

## PRODUCT INFORMATION

Trix is a sturdy utilitarian side/guest chair upholstered as you wish. Trix is available with or without arms; Trix with arms is also available with casters. The chairs are ideally suited as a guest or visitor chair but will also serve its purpose in cafeteria, dining rooms, waiting rooms, or any area where extra seating is required.

The Trix chairs can be “dressed up” with any AIS upholstery material or Customer Own Material. The strength and durability of the black powder coated steel frame, plywood shells, and engineered plastic components allow for many years of use. Black polypropylene armrests allow for comfortable support. Trix ships fully assembled.



**Trix Side Chair with Arms**



**Trix Side Chair on Glides**



**Trix Side Chair on Casters**

## FEATURES AND BENEFITS

- Upholstered back
- Upholstered seat
- Available with polypropylene arms or armless
- Stacks four high on floor or ten high on dolly (non-caster version only)
- 300 pound rating
- Available with hard or soft wheel casters
- CAL117 compliant

## PRODUCT SPECIFICATIONS

### Stackable Side Chair on Glides

*Weight: 18 lbs. Overall Width: 20" Overall Depth: 23.5" Overall Height: 34" Seat Height: 18" Seat Depth: 17.5" Seat Width: 18"*

### Stackable Side Chair with Arms

*Weight: 22 lbs. Overall Width: 23.5" Overall Depth: 23.5" Overall Height: 34" Seat Height: 18" Seat Depth: 17.5" Seat Width: 18" Arm Height: 9"*

### Side Chairs on Casters

*Weight: 22 lbs. Overall Width: 23.5" Overall Depth: 22.5" Overall Height: 34.25" Seat Height: 18.25" Seat Depth: 17.5" Seat Width: 18" Arm Height: 9"*



**TRIX CHAIR MODELS AND OPTIONS**



Trix Configurable Side Chair on Glides  
Model 661UBK



Trix Configurable Side Chair with Arms  
Model 662UBK



Trix Configurable Side Chair on Casters  
Model 665UBK

| Model Number | Description                          | Frame       | Base               | Arms        | Seat Upholstery   | List Price |
|--------------|--------------------------------------|-------------|--------------------|-------------|-------------------|------------|
| 661UBK       | Configurable Side Chair on Glides    | Black Frame | Glides             | No Arms     | See Options Below | 501        |
| 662UBK       | Configurable Side Chair with Arms    | Black Frame | Glides             | Fixed Armed | See Options Below | 544        |
| 665UBK       | Configurable Side Chair with Casters | Black Frame | Hard Wheel Casters | Fixed Arms  | See Options Below | 595        |

**SEAT UPHOLSTERY OPTIONS**

| Description    | List |
|----------------|------|
| Grade A / COM* | +0   |
| Grade B / alta | +41  |
| Grade C        | +80  |
| Grade D        | +120 |
| Grade E        | +185 |

\*Does not include cost of COM

**BASE OPTIONS**

| Description                   | List |
|-------------------------------|------|
| Hard Wheel Casters (Standard) | +0   |
| Soft Wheel Casters            | +43  |
| Glides                        | +0   |

**FIRE CODE OPTIONS**

| Description                 | List |
|-----------------------------|------|
| CAL 117 (Standard)          | +0   |
| CAL 133 (Grade A and above) | +125 |

**PACKAGING OPTIONS**

| Description  | Net Price |
|--|-----------|
| Shipped Two per Carton (Non-caster versions only)          | +0        |
| Pack Fee per Chair* (If shipped less than multiple of two) | +20       |

\*Pack fees are net prices and will not be discounted.

**ADDITIONAL ACCESSORIES**

| Description    | Model Number | List |
|----------------|--------------|------|
| Dolly          | 654          | 531  |
| Ganging Device | 600GB        | 60   |

# LB LOUNGE

## PRODUCT INFORMATION

Easily create a range of welcoming environments with the LB Lounge. This versatile collection of collaborative seating, ottomans, and tables supports corporate, health-care or educational environments, as well as booths for dining or meeting. With ample seat dimensions and convenient open storage, guests remain comfortable and clutter is controlled.

Define spaces or create boundaries with the bold, solid design. Blend finishes and apply a range of upholstery options to create a custom look. It's all possible with LB Lounge.

**Note:** LB Lounge seat cushions are installed to base with screws, back seat cushions are installed using Velcro strips. See installation instructions for more details.



**LB Lounge Seating and Ottomans with Calibrate for LB End Tables**  
(Please use Calibrate Price List for information on complementary tables)

## FEATURES AND BENEFITS

- Available with one, two, three seats
- One depth, three back heights and several width dimensions
- Open or solid laminate base
- Optional LB Ledge surface for working space
- Choice of 20+ Grade A laminates
- Standard with leveling glides
- CAL117 compliant
- Choose one upholstery for the entire unit or up to six for the three-seater unit
- LB Lounge has a weight capacity of 300lbs
- Please use the Calibrate Price List for additional and complementary tables

## PRODUCT SPECIFICATIONS

### LB Lounge 1-Seater

Weight: 114lbs. - 204lbs. Overall Width: 30" Overall Depth: 30" Overall Height: 34" - 50" Seat Height: 17" Seat Depth: 18"

### LB Lounge 2-Seater

Weight: 114 lbs - 204 lbs. Overall Width: 36" - 60" Overall Depth: 30" Overall Height: 34" - 50" Seat Height: 17" Seat Depth: 18"

### LB Lounge 3-Seater

Weight: 199 lbs - 249 lbs. Overall Width: 66" - 72" Overall Depth: 30" Overall Height: 34" - 50" Seat Height: 17" Seat Depth: 18"

### LB Lounge Backless Unit

Overall Width: 30" - 72" Overall Depth: 30" Overall Height: 18"

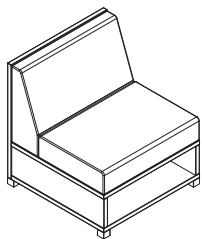
### LB Lounge Corner Unit

Overall Width: 30" Overall Depth: 30" Back Height: 34", 42" or 50"

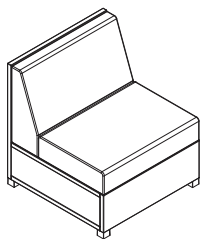
### LB Ledge

Overall Width: 48" - 72" Overall Depth: 13" - 15"

**LB LOUNGE 1-SEATER (2-CUSHION) MODELS AND OPTIONS**



Configurable LB Lounge  
Open Base 1-Seater (2-Cushion)



Configurable LB Lounge  
Solid Base 1-Seater (2-Cushion)

| Model Number   | Description                       | Base                        | Laminate                   | Fabric                                    | Base Model Price |
|----------------|-----------------------------------|-----------------------------|----------------------------|---|------------------|
| Varies by Size | Configurable 1-Seater (2-Cushion) | Laminate Open or Solid Base | Choice of Grade A Laminate | Choice of 2 Fabrics (Seat x1 and Back x1) | Varies by Size   |

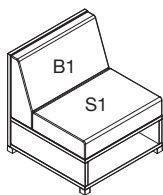
**CONFIGURABLE LB LOUNGE  
OPEN BASE 1-SEATER (2-CUSHION) OPTIONS**

| H  | W  | D  | Model Number | Grade A            | Grade B                     | Grade C                     | Grade D                     | Grade E                     |
|----|----|----|--------------|--------------------|-----------------------------|-----------------------------|-----------------------------|-----------------------------|
|    |    |    |              | Upholstery/<br>COM | Upholstery<br>(Per Cushion) | Upholstery<br>(Per Cushion) | Upholstery<br>(Per Cushion) | Upholstery<br>(Per Cushion) |
| 34 | 30 | 30 | F-SSC343030C | 1,094              | +23                         | +45                         | +68                         | +102                        |
| 42 | 30 | 30 | F-SSC423030C | 1,169              | +28                         | +54                         | +81                         | +121                        |
| 50 | 30 | 30 | F-SSC503030C | 1,246              | +30                         | +59                         | +87                         | +130                        |

**CONFIGURABLE LB LOUNGE  
SOLID BASE 1-SEATER (2-CUSHION) OPTIONS**

| H  | W  | D  | Model Number | Grade A            | Grade B                     | Grade C                     | Grade D                     | Grade E                     |
|----|----|----|--------------|--------------------|-----------------------------|-----------------------------|-----------------------------|-----------------------------|
|    |    |    |              | Upholstery/<br>COM | Upholstery<br>(Per Cushion) | Upholstery<br>(Per Cushion) | Upholstery<br>(Per Cushion) | Upholstery<br>(Per Cushion) |
| 34 | 30 | 30 | F-SSS343030C | 1,202              | +23                         | +45                         | +68                         | +102                        |
| 42 | 30 | 30 | F-SSS423030C | 1,287              | +28                         | +54                         | +81                         | +121                        |
| 50 | 30 | 30 | F-SSS503030C | 1,370              | +30                         | +59                         | +87                         | +130                        |

**LB LOUNGE OPEN 1-SEATER (2-CUSHION) UPHOLSTERY SPECIFICATIONS**

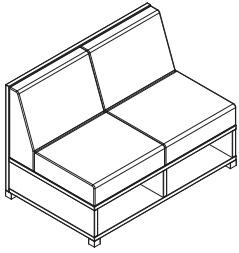


When ordering a unit with more than one upholstery please indicate the upholstery selection along with the particular "cushion code" to ensure that the selected upholsteries are applied to the correct cushion. See image for example. For pricing examples see chart below:

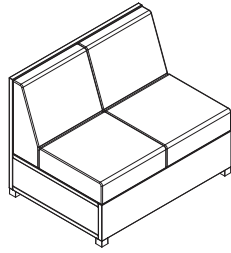
| Example   | Model Number | List  | Cushion B1    | Cushion S1    | Total List |
|---|--------------|-------|---------------|---------------|------------|
| 1. 34H x 30W 1-Seater (2 Cushion) with Grade A & B Cushions | F-SSC343030C | 1,094 | +0 (Grade A)  | +23 (Grade B) | \$1,064    |
| 2. 42H x 30W 1-Seater (2 Cushion) with Grade B Cushions     | F-SSC423030C | 1,169 | +28 (Grade B) | +28 (Grade B) | \$1,169    |
| 3. 50H x 30W 1-Seater (2 Cushion) with Grade B & C Cushions | F-SSC503030C | 1,246 | +30 (Grade B) | +59 (Grade C) | \$1,275    |

# LB LOUNGE

## LB LOUNGE 2-SEATER (4-CUSHION) MODELS AND OPTIONS



Configurable LB Lounge  
Open Base 2-Seater (4-Cushion)



Configurable LB Lounge  
Solid Base 2-Seater (4-Cushion)

| Model Number   | Description                       | Base                        | Laminate                   | Fabric                                    | Base Model Price |
|----------------|-----------------------------------|-----------------------------|----------------------------|---|------------------|
| Varies by Size | Configurable 2-Seater (4-Cushion) | Laminate Open or Solid Base | Choice of Grade A Laminate | Choice of 4 Fabrics (Seat x2 and Back x2) | Varies by Size   |

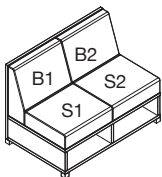
### CONFIGURABLE LB LOUNGE OPEN BASE 2-SEATER (4-CUSHION) OPTIONS

| H  | W  | D  | Model Number | Grade A Upholstery/COM | Grade B Upholstery (Per Cushion) | Grade C Upholstery (Per Cushion) | Grade D Upholstery (Per Cushion) | Grade E Upholstery (Per Cushion) |
|----|----|----|--------------|------------------------|----------------------------------|----------------------------------|----------------------------------|----------------------------------|
| 34 | 36 | 30 | F-SSC343630C | 1,133                  | +23                              | +45                              | +68                              | +102                             |
| 34 | 42 | 30 | F-SSC344230C | 1,237                  | +23                              | +45                              | +68                              | +102                             |
| 34 | 48 | 30 | F-SSC344830C | 1,346                  | +23                              | +45                              | +68                              | +102                             |
| 34 | 54 | 30 | F-SSC345430C | 1,449                  | +23                              | +45                              | +68                              | +102                             |
| 34 | 60 | 30 | F-SSC346030C | 1,554                  | +23                              | +45                              | +68                              | +102                             |
| 42 | 36 | 30 | F-SSC423630C | 1,211                  | +28                              | +54                              | +81                              | +121                             |
| 42 | 42 | 30 | F-SSC424230C | 1,321                  | +28                              | +54                              | +81                              | +121                             |
| 42 | 48 | 30 | F-SSC424830C | 1,432                  | +28                              | +54                              | +81                              | +121                             |
| 42 | 54 | 30 | F-SSC425430C | 1,540                  | +28                              | +54                              | +81                              | +121                             |
| 42 | 60 | 30 | F-SSC426030C | 1,650                  | +28                              | +54                              | +81                              | +121                             |
| 50 | 36 | 30 | F-SSC503630C | 1,288                  | +30                              | +59                              | +87                              | +130                             |
| 50 | 42 | 30 | F-SSC504230C | 1,403                  | +30                              | +59                              | +87                              | +130                             |
| 50 | 48 | 30 | F-SSC504830C | 1,520                  | +30                              | +59                              | +87                              | +130                             |
| 50 | 54 | 30 | F-SSC505430C | 1,634                  | +30                              | +59                              | +87                              | +130                             |
| 50 | 60 | 30 | F-SSC506030C | 1,747                  | +30                              | +59                              | +87                              | +130                             |

### CONFIGURABLE LB LOUNGE SOLID BASE 2-SEATER (4-CUSHION) OPTIONS

| H  | W  | D  | Model Number | Grade A Upholstery/COM | Grade B Upholstery (Per Cushion) | Grade C Upholstery (Per Cushion) | Grade D Upholstery (Per Cushion) | Grade E Upholstery (Per Cushion) |
|----|----|----|--------------|------------------------|----------------------------------|----------------------------------|----------------------------------|----------------------------------|
| 34 | 36 | 30 | F-SSS343630C | 1,248                  | +23                              | +45                              | +68                              | +102                             |
| 34 | 42 | 30 | F-SSS344230C | 1,362                  | +23                              | +45                              | +68                              | +102                             |
| 34 | 48 | 30 | F-SSS344830C | 1,480                  | +23                              | +45                              | +68                              | +102                             |
| 34 | 54 | 30 | F-SSS345430C | 1,594                  | +23                              | +45                              | +68                              | +102                             |
| 34 | 60 | 30 | F-SSS346030C | 1,710                  | +23                              | +45                              | +68                              | +102                             |
| 42 | 36 | 30 | F-SSS423630C | 1,332                  | +28                              | +54                              | +81                              | +121                             |
| 42 | 42 | 30 | F-SSS424230C | 1,453                  | +28                              | +54                              | +81                              | +121                             |
| 42 | 48 | 30 | F-SSS424830C | 1,577                  | +28                              | +54                              | +81                              | +121                             |
| 42 | 54 | 30 | F-SSS425430C | 1,696                  | +28                              | +54                              | +81                              | +121                             |
| 42 | 60 | 30 | F-SSS426030C | 1,815                  | +28                              | +54                              | +81                              | +121                             |
| 50 | 36 | 30 | F-SSS503630C | 1,416                  | +30                              | +59                              | +87                              | +130                             |
| 50 | 42 | 30 | F-SSS504230C | 1,543                  | +30                              | +59                              | +87                              | +130                             |
| 50 | 48 | 30 | F-SSS504830C | 1,672                  | +30                              | +59                              | +87                              | +130                             |
| 50 | 54 | 30 | F-SSS505430C | 1,797                  | +30                              | +59                              | +87                              | +130                             |
| 50 | 60 | 30 | F-SSS506030C | 1,921                  | +30                              | +59                              | +87                              | +130                             |

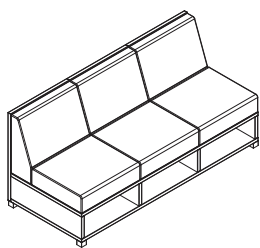
## LB LOUNGE 2-SEATER (4-CUSHION) UPHOLSTERY SPECIFICATIONS



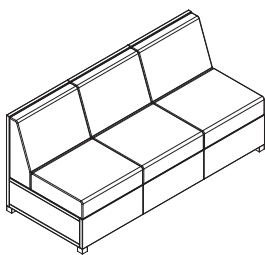
When ordering a unit with more than one upholstery please indicate the upholstery selection along with the particular "cushion code" to ensure that the selected upholsteries are applied to the correct cushion. See image for example. For pricing examples see chart below:

| Example   | Model Number | List  | Cushion B1    | Cushion B2    | Cushion S1    | Cushion S2     | Total List |
|---|--------------|-------|---------------|---------------|---------------|----------------|------------|
| 1. 34H x 36W 2-Seater (4-Cushion) with Grade A & B Cushions       | F-SSC343630C | 1,133 | +0 (Grade A)  | +23 (Grade B) | +0 (Grade A)  | +23 (Grade B)  | \$1,125    |
| 2. 42H x 36W 2-Seater (4-Cushion) with Grade B, C & D Cushions    | F-SSC423630C | 1,211 | +28 (Grade B) | +28 (Grade B) | +54 (Grade C) | +81 (Grade D)  | \$1,344    |
| 3. 50H x 36W 2-Seater (4-Cushion) with Grade B, C, D & B Cushions | F-SSC503630C | 1,288 | +30 (Grade B) | +59 (Grade C) | +59 (Grade C) | +130 (Grade E) | \$1,445    |

**LB LOUNGE 3-SEATER (6-CUSHION) MODELS AND OPTIONS**



Configurable LB Lounge  
Open Base 3-Seater (6-Cushion)



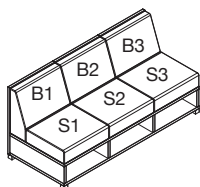
Configurable LB Lounge  
Solid Base 3-Seater (6-Cushion)

| Model Number   | Description                       | Base                        | Laminate                   | Fabric                                    | Base Model Price |
|----------------|-----------------------------------|-----------------------------|----------------------------|---|------------------|
| Varies by Size | Configurable 3-Seater (6-Cushion) | Laminate Open or Solid Base | Choice of Grade A Laminate | Choice of 6 Fabrics (Seat x3 and Back x3) | Varies by Size   |

| CONFIGURABLE LB LOUNGE<br>OPEN BASE 3-SEATER (6-CUSHION) OPTIONS |    |    |              |                        |                                  |                                  |                                  |                                  |  |
|--|----|----|--------------|------------------------|----------------------------------|----------------------------------|----------------------------------|----------------------------------|--|
| H  | W  | D  | Model Number | Grade A Upholstery/COM | Grade B Upholstery (Per Cushion) | Grade C Upholstery (Per Cushion) | Grade D Upholstery (Per Cushion) | Grade E Upholstery (Per Cushion) |  |
| 34   | 66 | 30 | F-SSC346630C | 1,790                  | +23                              | +45                              | +68                              | +102                             |  |
| 34   | 72 | 30 | F-SSC347230C | 2,079                  | +23                              | +45                              | +68                              | +102                             |  |
| 42   | 66 | 30 | F-SSC426630C | 1,906                  | +28                              | +54                              | +81                              | +121                             |  |
| 42   | 72 | 30 | F-SSC427230C | 2,199                  | +28                              | +54                              | +81                              | +121                             |  |
| 50   | 66 | 30 | F-SSC506630C | 2,020                  | +30                              | +59                              | +87                              | +130                             |  |
| 50   | 72 | 30 | F-SSC507230C | 2,319                  | +30                              | +59                              | +87                              | +130                             |  |

| CONFIGURABLE LB LOUNGE<br>SOLID BASE 3-SEATER (6-CUSHION) OPTIONS |    |    |              |                        |                                  |                                  |                                  |                                  |  |
|---|----|----|--------------|------------------------|----------------------------------|----------------------------------|----------------------------------|----------------------------------|--|
| H   | W  | D  | Model Number | Grade A Upholstery/COM | Grade B Upholstery (Per Cushion) | Grade C Upholstery (Per Cushion) | Grade D Upholstery (Per Cushion) | Grade E Upholstery (Per Cushion) |  |
| 34  | 66 | 30 | F-SSS346630C | 1,969                  | +23                              | +45                              | +68                              | +102                             |  |
| 34  | 72 | 30 | F-SSS347230C | 2,289                  | +23                              | +45                              | +68                              | +102                             |  |
| 42  | 66 | 30 | F-SSS426630C | 2,096                  | +28                              | +54                              | +81                              | +121                             |  |
| 42  | 72 | 30 | F-SSS427230C | 2,421                  | +28                              | +54                              | +81                              | +121                             |  |
| 50  | 66 | 30 | F-SSS506630C | 2,222                  | +30                              | +59                              | +87                              | +130                             |  |
| 50  | 72 | 30 | F-SSS507230C | 2,551                  | +30                              | +59                              | +87                              | +130                             |  |

**LB LOUNGE 3-SEATER (6-CUSHION) UPHOLSTERY SPECIFICATIONS**

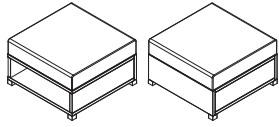


When ordering a unit with more than one upholstery please indicate the upholstery selection along with the particular "cushion code" to ensure that the selected upholsteries are applied to the correct cushion. See image for example. For pricing examples see chart below:

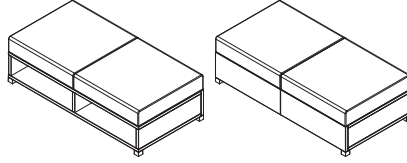
| Example  | Model Number | List  | Cushion B1    | Cushion B2     | Cushion B3    | Cushion S1    | Cushion S2     | Cushion S3     | Total List |
|--|--------------|-------|---------------|----------------|---------------|---------------|----------------|----------------|------------|
| 1. 34H x 66W 3-Seater (6-Cushion) with Grade A, B, C, D & E Cushions | F-SSC346630C | 1,790 | +0 (Grade A)  | +23 (Grade B)  | +45 (Grade C) | +68 (Grade D) | +102 (Grade E) | +102 (Grade E) | \$2,044    |
| 2. 42H x 66W 3-Seater (6-Cushion) with Grade B & C Cushions          | F-SSC426630C | 1,906 | +28 (Grade B) | +28 (Grade B)  | +28 (Grade B) | +54 (Grade C) | +54 (Grade C)  | +54 (Grade C)  | \$2,061    |
| 3. 50H x 66W 3-Seater (6-Cushion) with Grade C, D & E Cushions       | F-SSC506630C | 2,020 | +59 (Grade C) | +130 (Grade E) | +59 (Grade C) | +87 (Grade D) | +59 (Grade C)  | +87 (Grade D)  | \$2,404    |

# LB LOUNGE

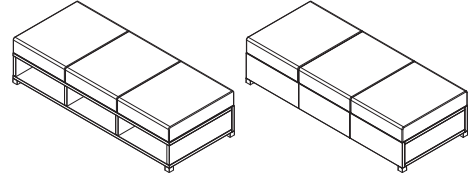
## LB LOUNGE BACKLESS UNIT MODELS AND OPTIONS



Configurable LB Lounge Backless Unit  
Open or Solid Base (1-Cushion)



Configurable LB Lounge Backless Unit  
Open or Solid Base (2-Cushion)



Configurable LB Lounge Backless Unit  
Open or Solid Base (3-Cushion)

| Model Number   | Description  | Base                                     | Laminate                   | Fabric                               | Base Model Price |
|----------------|--|--|----------------------------|--------------------------------------|------------------|
| Varies by Size | Configurable Backless Unit<br>(1, 2 or 3-Cushions) | Choice of Laminate<br>Open or Solid Base | Choice of Grade A Laminate | Choice of Fabric<br>(Varies by Size) | Varies by Size   |

### CONFIGURABLE LB LOUNGE BACKLESS UNIT OPEN BASE (1-CUSHION) OPTIONS

| H  | W  | D  | Model Number  | Grade A            | Grade B                     | Grade C                     | Grade D                     | Grade E                     |
|----|----|----|---------------|--------------------|-----------------------------|-----------------------------|-----------------------------|-----------------------------|
|    |    |    |               | Upholstery/<br>COM | Upholstery<br>(Per Cushion) | Upholstery<br>(Per Cushion) | Upholstery<br>(Per Cushion) | Upholstery<br>(Per Cushion) |
| 18 | 30 | 30 | F-SBCR303030C | 800                | +23                         | +45                         | +68                         | +102                        |

### CONFIGURABLE LB LOUNGE BACKLESS UNIT SOLID BASE (1-CUSHION) OPTIONS

| H  | W  | D  | Model Number  | Grade A            | Grade B                     | Grade C                     | Grade D                     | Grade E                     |
|----|----|----|---------------|--------------------|-----------------------------|-----------------------------|-----------------------------|-----------------------------|
|    |    |    |               | Upholstery/<br>COM | Upholstery<br>(Per Cushion) | Upholstery<br>(Per Cushion) | Upholstery<br>(Per Cushion) | Upholstery<br>(Per Cushion) |
| 18 | 30 | 30 | F-SCCR303030C | 878                | +23                         | +45                         | +68                         | +102                        |

### CONFIGURABLE LB LOUNGE BACKLESS UNIT OPEN BASE (2-CUSHION) OPTIONS

| H  | W  | D  | Model Number  | Grade A            | Grade B                     | Grade C                     | Grade D                     | Grade E                     |
|----|----|----|---------------|--------------------|-----------------------------|-----------------------------|-----------------------------|-----------------------------|
|    |    |    |               | Upholstery/<br>COM | Upholstery<br>(Per Cushion) | Upholstery<br>(Per Cushion) | Upholstery<br>(Per Cushion) | Upholstery<br>(Per Cushion) |
| 18 | 36 | 30 | F-SBCR303630C | 829                | +23                         | +45                         | +68                         | +102                        |
| 18 | 42 | 30 | F-SBCR304230C | 905                | +23                         | +45                         | +68                         | +102                        |
| 18 | 48 | 30 | F-SBCR304830C | 983                | +23                         | +45                         | +68                         | +102                        |
| 18 | 54 | 30 | F-SBCR305430C | 1,060              | +23                         | +45                         | +68                         | +102                        |
| 18 | 60 | 30 | F-SBCR306030C | 1,136              | +23                         | +45                         | +68                         | +102                        |

### CONFIGURABLE LB LOUNGE BACKLESS UNIT SOLID BASE (2-CUSHION) OPTIONS

| H  | W  | D  | Model Number  | Grade A            | Grade B                     | Grade C                     | Grade D                     | Grade E                     |
|----|----|----|---------------|--------------------|-----------------------------|-----------------------------|-----------------------------|-----------------------------|
|    |    |    |               | Upholstery/<br>COM | Upholstery<br>(Per Cushion) | Upholstery<br>(Per Cushion) | Upholstery<br>(Per Cushion) | Upholstery<br>(Per Cushion) |
| 18 | 36 | 30 | F-SCCR303630C | 912                | +23                         | +45                         | +68                         | +102                        |
| 18 | 42 | 30 | F-SCCR304230C | 997                | +23                         | +45                         | +68                         | +102                        |
| 18 | 48 | 30 | F-SCCR304830C | 1,082              | +23                         | +45                         | +68                         | +102                        |
| 18 | 54 | 30 | F-SCCR305430C | 1,165              | +23                         | +45                         | +68                         | +102                        |
| 18 | 60 | 30 | F-SCCR306030C | 1,250              | +23                         | +45                         | +68                         | +102                        |

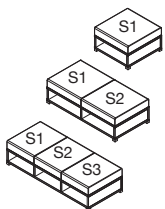
### CONFIGURABLE LB LOUNGE BACKLESS UNIT OPEN BASE (3-CUSHION) OPTIONS

| H  | W  | D  | Model Number  | Grade A            | Grade B                     | Grade C                     | Grade D                     | Grade E                     |
|----|----|----|---------------|--------------------|-----------------------------|-----------------------------|-----------------------------|-----------------------------|
|    |    |    |               | Upholstery/<br>COM | Upholstery<br>(Per Cushion) | Upholstery<br>(Per Cushion) | Upholstery<br>(Per Cushion) | Upholstery<br>(Per Cushion) |
| 18 | 66 | 30 | F-SBCR306630C | 1,308              | +23                         | +45                         | +68                         | +102                        |
| 18 | 72 | 30 | F-SBCR307230C | 1,521              | +23                         | +45                         | +68                         | +102                        |

### CONFIGURABLE LB LOUNGE BACKLESS UNIT SOLID BASE (3-CUSHION) OPTIONS

| H  | W  | D  | Model Number  | Grade A            | Grade B                     | Grade C                     | Grade D                     | Grade E                     |
|----|----|----|---------------|--------------------|-----------------------------|-----------------------------|-----------------------------|-----------------------------|
|    |    |    |               | Upholstery/<br>COM | Upholstery<br>(Per Cushion) | Upholstery<br>(Per Cushion) | Upholstery<br>(Per Cushion) | Upholstery<br>(Per Cushion) |
| 18 | 66 | 30 | F-SCCR306630C | 1,440              | +23                         | +45                         | +68                         | +102                        |
| 18 | 72 | 30 | F-SCCR307230C | 1,673              | +23                         | +45                         | +68                         | +102                        |

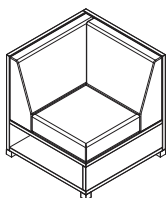
## LB LOUNGE BACKLESS UNIT UPHOLSTERY SPECIFICATIONS



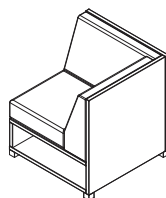
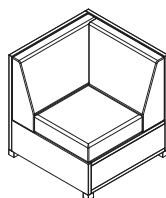
When ordering a unit with more than one upholstery please indicate the upholstery selection along with the particular "cushion code" to ensure that the selected upholsteries are applied to the correct cushion. See image for example. For pricing examples see chart below:

| Example   | Model Number  | List  | Cushion S1    | Cushion S2    | Cushion S3    | Total List |
|---|---------------|-------|---------------|---------------|---------------|------------|
| 1. 30H x 30W x 30D Backless Unit (1-Cushion) with Grade B Cushion         | F-SBCR303030C | 800   | +23 (Grade B) | -             | -             | \$784      |
| 2. 30H x 48W x 30D Backless Unit (2-Cushion) with Grade A & B Cushions    | F-SBCR304830C | 983   | +23 (Grade B) | +23 (Grade B) | -             | \$982      |
| 2. 30H x 66W x 30D Backless Unit (3-Cushion) with Grade B, C & C Cushions | F-SBCR306630C | 1,308 | +23 (Grade B) | +45 (Grade C) | +45 (Grade C) | \$1,353    |

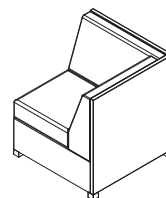
**LB LOUNGE CORNER UNIT (3-CUSHION) MODELS AND OPTIONS**



Configurable LB Lounge Left Corner Unit  
Open Base or Solid Base (3-Cushion)



Configurable LB Lounge Right Corner Unit  
Open Base or Solid Base (3-Cushion)



| Model Number   | Description                          | Base                        | Laminate                   | Fabric                                    | Base Model Price |
|----------------|--------------------------------------|-----------------------------|----------------------------|---|------------------|
| Varies by Size | Configurable Corner Unit (3-Cushion) | Laminate Open or Solid Base | Choice of Grade A Laminate | Choice of 3 Fabrics (Seat x1 and Back x2) | Varies by Size   |

Note: See specification guide pages for placement and use instructions.

**CONFIGURABLE LB LOUNGE LEFT CORNER UNIT  
OPEN BASE, REAR OVERLAY (3-CUSHION) OPTIONS**

| H  | W  | D  | Model Number  | Grade A Upholstery/COM | Grade B Upholstery (Per Cushion) | Grade C Upholstery (Per Cushion) | Grade D Upholstery (Per Cushion) | Grade E Upholstery (Per Cushion) |
|----|----|----|---------------|------------------------|----------------------------------|----------------------------------|----------------------------------|----------------------------------|
| 34 | 30 | 30 | F-SSCR343030L | 1,689                  | +23                              | +45                              | +68                              | +102                             |
| 42 | 30 | 30 | F-SSCR423030L | 1,917                  | +23                              | +45                              | +68                              | +102                             |
| 50 | 30 | 30 | F-SSCR503030L | 2,317                  | +23                              | +45                              | +68                              | +102                             |

**CONFIGURABLE LB LOUNGE RIGHT CORNER UNIT  
OPEN BASE, REAR OVERLAY (3-CUSHION) OPTIONS**

| H  | W  | D  | Model Number  | Grade A Upholstery/COM | Grade B Upholstery (Per Cushion) | Grade C Upholstery (Per Cushion) | Grade D Upholstery (Per Cushion) | Grade E Upholstery (Per Cushion) |
|----|----|----|---------------|------------------------|----------------------------------|----------------------------------|----------------------------------|----------------------------------|
| 34 | 30 | 30 | F-SSCR343030R | 1,689                  | +23                              | +45                              | +68                              | +102                             |
| 42 | 30 | 30 | F-SSCR423030R | 1,917                  | +23                              | +45                              | +68                              | +102                             |
| 50 | 30 | 30 | F-SSCR503030R | 2,317                  | +23                              | +45                              | +68                              | +102                             |

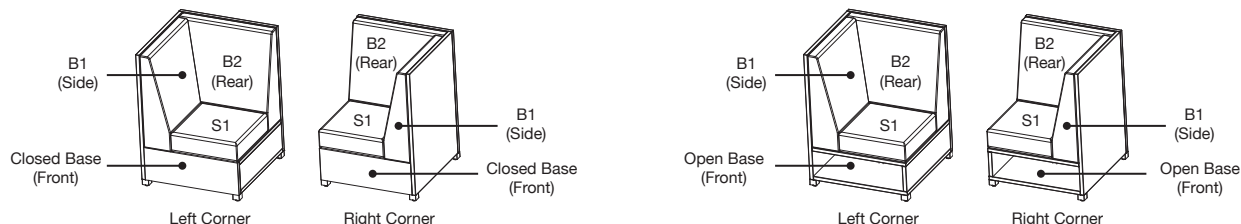
**CONFIGURABLE LB LOUNGE LEFT CORNER UNIT  
SOLID BASE, REAR OVERLAY (3-CUSHION) OPTIONS**

| H  | W  | D  | Model Number  | Grade A Upholstery/COM | Grade B Upholstery (Per Cushion) | Grade C Upholstery (Per Cushion) | Grade D Upholstery (Per Cushion) | Grade E Upholstery (Per Cushion) |
|----|----|----|---------------|------------------------|----------------------------------|----------------------------------|----------------------------------|----------------------------------|
| 34 | 30 | 30 | F-SSCR343030L | 1,714                  | +23                              | +45                              | +68                              | +102                             |
| 42 | 30 | 30 | F-SSCR423030L | 1,942                  | +23                              | +45                              | +68                              | +102                             |
| 50 | 30 | 30 | F-SSCR503030L | 2,341                  | +23                              | +45                              | +68                              | +102                             |

**CONFIGURABLE LB LOUNGE RIGHT CORNER UNIT  
SOLID BASE, REAR OVERLAY (3-CUSHION) OPTIONS**

| H  | W  | D  | Model Number  | Grade A Upholstery/COM | Grade B Upholstery (Per Cushion) | Grade C Upholstery (Per Cushion) | Grade D Upholstery (Per Cushion) | Grade E Upholstery (Per Cushion) |
|----|----|----|---------------|------------------------|----------------------------------|----------------------------------|----------------------------------|----------------------------------|
| 34 | 30 | 30 | F-SSCR343030R | 1,714                  | +23                              | +45                              | +68                              | +102                             |
| 42 | 30 | 30 | F-SSCR423030R | 1,942                  | +23                              | +45                              | +68                              | +102                             |
| 50 | 30 | 30 | F-SSCR503030R | 2,341                  | +23                              | +45                              | +68                              | +102                             |

**LB LOUNGE CORNER UNIT (3-CUSHION) UPHOLSTERY SPECIFICATIONS**

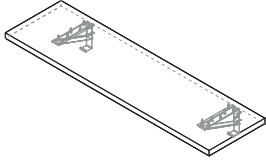


When ordering a unit with more than one upholstery please indicate the upholstery selection along with the particular "cushion code" to ensure that the selected upholsteries are applied to the correct cushion. See image for example. For pricing examples see chart below:

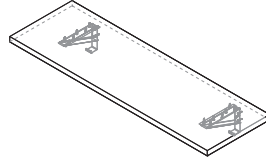
| Example  | Model Number  | List  | Cushion B1    | Cushion B2    | Cushion S1    | Total List |
|--|---------------|-------|---------------|---------------|---------------|------------|
| 1. 34H x 30W Left Corner Unit (3-Cushion) with Grade A & B Cushions        | F-SSCR343030L | 1,689 | +0 (Grade A)  | +23 (Grade B) | +0 (Grade A)  | \$1,631    |
| 2. 42H x 30W Right Corner Unit (3-Cushion) with Grade B, C & D Cushions    | F-SSCR423030R | 1,942 | +23 (Grade B) | +23 (Grade B) | +45 (Grade C) | \$1,940    |
| 3. 50H x 330W Left Corner Unit (3-Cushion) with Grade B, C, D & B Cushions | F-SSCR503030L | 2,317 | +23 (Grade B) | +45 (Grade C) | +45 (Grade C) | \$2,319    |

# LB LEDGE

## LB LEDGE



LB Ledge 13" Deep - Installs to Rear of Lounge



LB Ledge 15" Deep - Installs to Top of Lounge

| Model Number   | Description | Install Locations                                      | Laminate           | Base Model Price |
|----------------|-------------|--|--------------------|------------------|
| Varies by Size | LB Ledge    | Rear of Lounge (13 Deep)<br>or Top of Lounge (15 Deep) | Choice of Laminate | Varies by Size   |

### 13" DEEP LB LEDGE

| D  | W  | Install Location | Model Number | List Price | Grade C Laminate |
|----|----|------------------|--------------|------------|------------------|
| 13 | 48 | Rear of Lounge   | F-LBLL1348   | 915        | +21              |
| 13 | 54 | Rear of Lounge   | F-LBLL1354   | 928        | +24              |
| 13 | 60 | Rear of Lounge   | F-LBLL1360   | 1,235      | +24              |
| 13 | 66 | Rear of Lounge   | F-LBLL1366   | 1,250      | +27              |
| 13 | 72 | Rear of Lounge   | F-LBLL1372   | 1,557      | +27              |

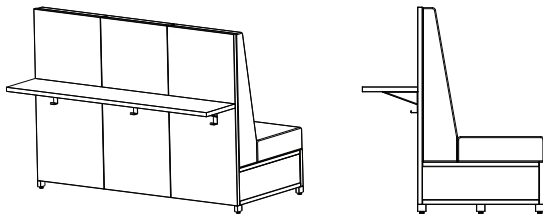
### 15" DEEP LB LEDGE

| D  | W  | Install Location | Model Number | List Price | Grade C Laminate |
|----|----|------------------|--------------|------------|------------------|
| 15 | 48 | Top of Lounge    | F-LBLL1548   | 932        | +21              |
| 15 | 54 | Top of Lounge    | F-LBLL1554   | 949        | +24              |
| 15 | 60 | Top of Lounge    | F-LBLL1560   | 1,257      | +24              |
| 15 | 66 | Top of Lounge    | F-LBLL1566   | 1,274      | +27              |
| 15 | 72 | Top of Lounge    | F-LBLL1572   | 1,584      | +27              |

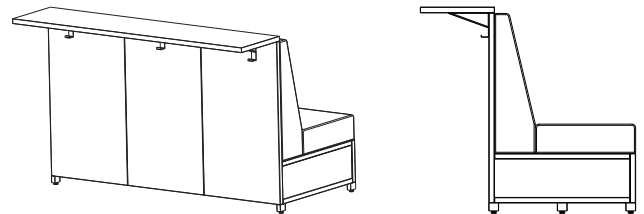
**Note:** Support bracket and bag hook available in your choice of paint selection. LB Lounge Ledge discounts with AIS Seating.

## LB LEDGE SPECIFICATION GUIDE

13" deep LB Ledge kits are designed to install to the rear of the LB Lounge unit:



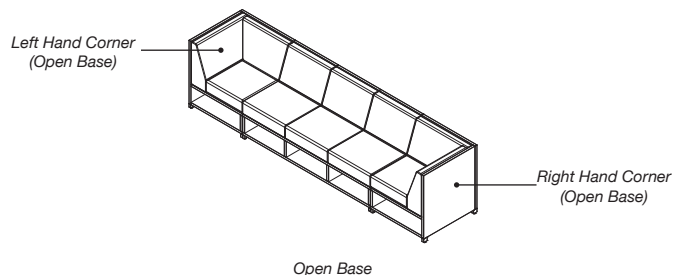
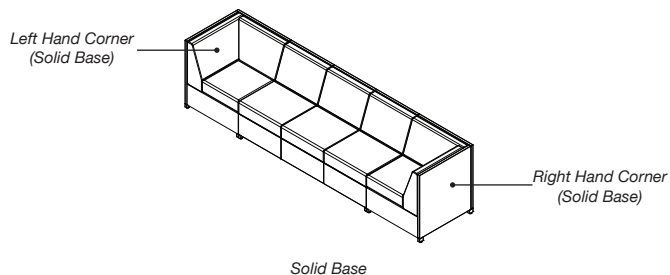
15" deep LB Ledge kits are designed to install to the top of the LB Lounge unit:



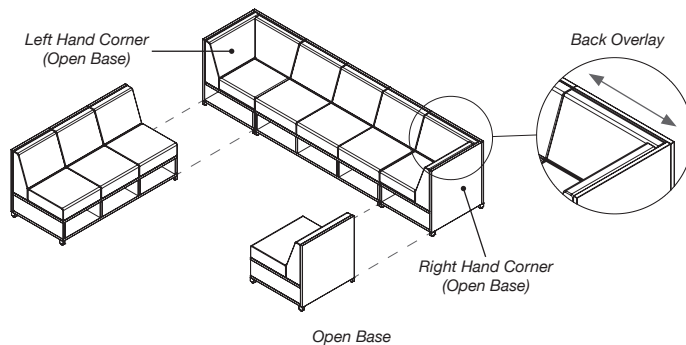
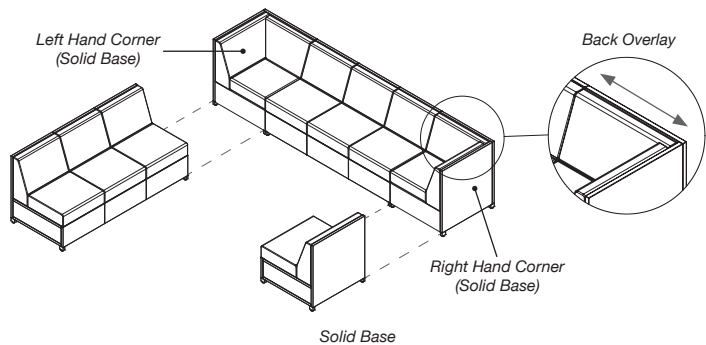


**LB LOUNGE CORNER UNIT (3-CUSHION) SPECIFICATION GUIDE**

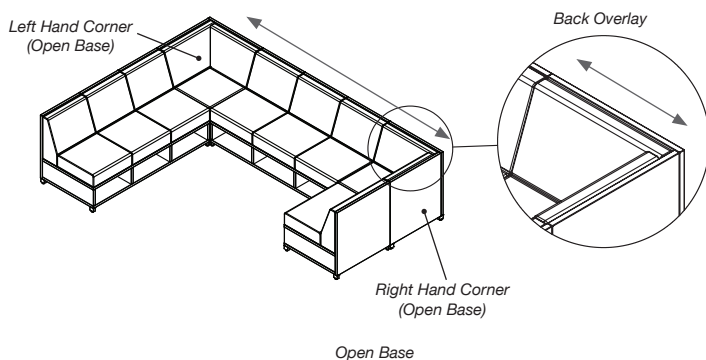
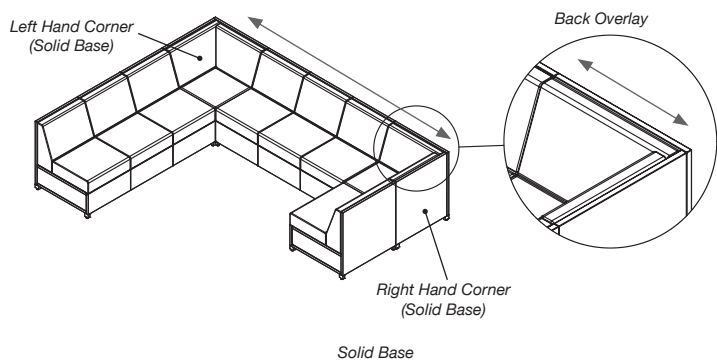
LB Lounge Corner Units can be used to finish the ends (bookend) of a run of LB Lounge couches.



It is generally advised to use LB Lounge Corner Units with the same open/closed bases as the adjacent pieces. This will give the best appearance, should the peripheral LB Lounge units move away from the central piece for some reason.

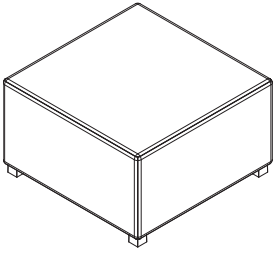


LB Lounge Corner units are designed to have a continuous rear overlay along the back of the central unit. This gives the assembly a cleanest appearance in most situations. To change the overlay direction, swap the left and right handed corner units.

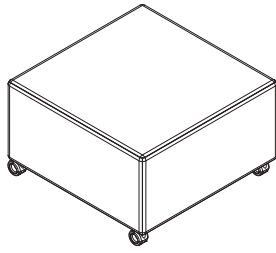


# LB LOUNGE

## LB OTTOMAN MODELS



LB Ottoman with Feet  
(18"H x 30"W x 30"D Shown)



LB Ottoman with Casters  
(18"H x 30"W x 30"D Shown)

| Model Number   | Description | Base                 | Laminate | Fabric           | Base Model Price       |
|----------------|-------------|----------------------|----------|------------------|------------------------|
| Varies by Size | LB Ottoman  | With Feet or Casters | None     | Choice of Fabric | Varies by Fabric Grade |

**Note:**

When handling/moving LB Ottoman make sure that it is lifted and placed into location. Dragging or tipping the LB Ottoman may cause feet underneath to break off. Casters are not field retrofittable on existing models.

| LB OTTOMAN WITH FEET |    |    |              |                 |         |         |         |         |  |
|----------------------|----|----|--------------|-----------------|---------|---------|---------|---------|--|
| H                    | W  | D  | Model Number | Grade A/<br>COM | Grade B | Grade C | Grade D | Grade E |  |
| 18                   | 24 | 24 | F-VO182424   | 815             | +63     | +127    | +190    | +253    |  |
| 18                   | 30 | 24 | F-VO183024   | 887             | +63     | +127    | +190    | +253    |  |
| 18                   | 30 | 30 | F-VO183030   | 989             | +63     | +127    | +190    | +253    |  |

| LB OTTOMAN WITH CASTERS |    |    |              |                 |         |         |         |         |  |
|-------------------------|----|----|--------------|-----------------|---------|---------|---------|---------|--|
| H                       | W  | D  | Model Number | Grade A/<br>COM | Grade B | Grade C | Grade D | Grade E |  |
| 18                      | 24 | 24 | F-VO182424C  | 897             | +63     | +127    | +190    | +253    |  |
| 18                      | 30 | 24 | F-VO183024C  | 1,006           | +63     | +127    | +190    | +253    |  |
| 18                      | 30 | 30 | F-VO183030C  | 1,110           | +63     | +127    | +190    | +253    |  |

## PRODUCT INFORMATION

Chatham Cove supports the need for alternative workplaces within the open plan. Whether individual users or small groups gather, Chatham Cove ensures they have all they need for comfort, focus, and convenience. Beautiful laminate and the structural O-Leg base combine to create this light scale work lounge. Specify alone, or combine in a variety of ways to support your needs.

Chatham Cove delivers choices. The line includes a single seat lounge that can be specified in pairs to create a two-seat application. Choose from low, medium or high laminate privacy surrounds and two- or three- sided configurations.



## FEATURES AND BENEFITS

- Single Seat
- Two- or Three-sided Surround
- Two-sided single seats can be ganged together to create a settee application
- Surround height: 34", 50" or 58"
- Storage cubby (24.25"W x 10.5D x 16.75H) for personal items
- Optional integrated power with three outlets and two USBs
- PET or fabric insert for additional acoustical performance (mounted above shelf)
- Chatham Cove has a weight capacity of 300lbs per seat

## PRODUCT SPECIFICATIONS

### Chatham Cove 2-Sided

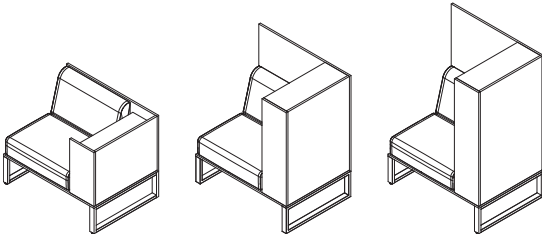
Weight: 116 lbs - 130 lbs Overall Width: 42" Overall Depth: 30" Overall Height: 34", 50" or 58" Seat Height: 34" Seat Depth: 18" Shelf Depth: 10.5"

### Chatham Cove 3-Sided

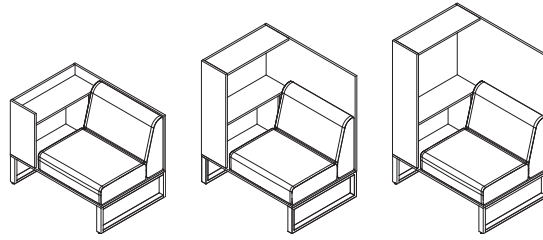
Weight: 160 lbs - 188 lbs Overall Width: 42" Overall Depth: 30" Overall Height: 34", 50" or 58" Seat Height: 34" Seat Depth: 18" Shelf Depth: 10.5"

# CHATHAM COVE

## CHATHAM COVE 2-SIDED MODELS AND OPTIONS



Configurable Chatham Cove  
2-Sided Left



Configurable Chatham Cove  
2-Sided Right

| Model Number   | Description                        | Base                              | Laminate                   | Fabric                                       | Base Model Price |
|----------------|------------------------------------|-----------------------------------|----------------------------|--|------------------|
| Varies by Size | Configurable 1-Seater<br>(2-Sided) | O-Legs<br>(Choice of Paint Color) | Choice of Grade A Laminate | Choice of 2 Fabrics<br>(Seat x1 and Back x1) | Varies by Size   |

### CONFIGURABLE CHATHAM COVE 2-SIDED LEFT POWERED OPTIONS

| H  | W  | D  | Model Number  | Grade A            | Grade B                     | Grade C                     | Grade D                     | Grade E                     |
|----|----|----|---------------|--------------------|-----------------------------|-----------------------------|-----------------------------|-----------------------------|
|    |    |    |               | Upholstery/<br>COM | Upholstery<br>(Per Cushion) | Upholstery<br>(Per Cushion) | Upholstery<br>(Per Cushion) | Upholstery<br>(Per Cushion) |
| 34 | 42 | 30 | F-CC2PL344230 | 2,579              | +23                         | +45                         | +68                         | +102                        |
| 50 | 42 | 30 | F-CC2PL504230 | 3,267              | +23                         | +45                         | +68                         | +102                        |
| 58 | 42 | 30 | F-CC2PL584230 | 3,362              | +23                         | +45                         | +68                         | +102                        |

### CONFIGURABLE CHATHAM COVE 2-SIDED RIGHT POWERED OPTIONS

| H  | W  | D  | Model Number  | Grade A            | Grade B                     | Grade C                     | Grade D                     | Grade E                     |
|----|----|----|---------------|--------------------|-----------------------------|-----------------------------|-----------------------------|-----------------------------|
|    |    |    |               | Upholstery/<br>COM | Upholstery<br>(Per Cushion) | Upholstery<br>(Per Cushion) | Upholstery<br>(Per Cushion) | Upholstery<br>(Per Cushion) |
| 34 | 42 | 30 | F-CC2PR344230 | 2,579              | +23                         | +45                         | +68                         | +102                        |
| 50 | 42 | 30 | F-CC2PR504230 | 3,267              | +23                         | +45                         | +68                         | +102                        |
| 58 | 42 | 30 | F-CC2PR584230 | 3,362              | +23                         | +45                         | +68                         | +102                        |

### CONFIGURABLE CHATHAM COVE 2-SIDED LEFT NON-POWERED OPTIONS

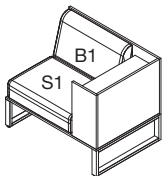
| H  | W  | D  | Model Number  | Grade A            | Grade B                     | Grade C                     | Grade D                     | Grade E                     |
|----|----|----|---------------|--------------------|-----------------------------|-----------------------------|-----------------------------|-----------------------------|
|    |    |    |               | Upholstery/<br>COM | Upholstery<br>(Per Cushion) | Upholstery<br>(Per Cushion) | Upholstery<br>(Per Cushion) | Upholstery<br>(Per Cushion) |
| 34 | 42 | 30 | F-CC2NL344230 | 2,388              | +23                         | +45                         | +68                         | +102                        |
| 50 | 42 | 30 | F-CC2NL504230 | 3,032              | +23                         | +45                         | +68                         | +102                        |
| 58 | 42 | 30 | F-CC2NL584230 | 3,126              | +23                         | +45                         | +68                         | +102                        |

### CONFIGURABLE CHATHAM COVE 2-SIDED RIGHT NON-POWERED OPTIONS

| H  | W  | D  | Model Number  | Grade A            | Grade B                     | Grade C                     | Grade D                     | Grade E                     |
|----|----|----|---------------|--------------------|-----------------------------|-----------------------------|-----------------------------|-----------------------------|
|    |    |    |               | Upholstery/<br>COM | Upholstery<br>(Per Cushion) | Upholstery<br>(Per Cushion) | Upholstery<br>(Per Cushion) | Upholstery<br>(Per Cushion) |
| 34 | 42 | 30 | F-CC2NR344230 | 2,388              | +23                         | +45                         | +68                         | +102                        |
| 50 | 42 | 30 | F-CC2NR504230 | 3,032              | +23                         | +45                         | +68                         | +102                        |
| 58 | 42 | 30 | F-CC2NR584230 | 3,126              | +23                         | +45                         | +68                         | +102                        |

Note: Select choice of paint color option for O-Leg (Grade C +28)

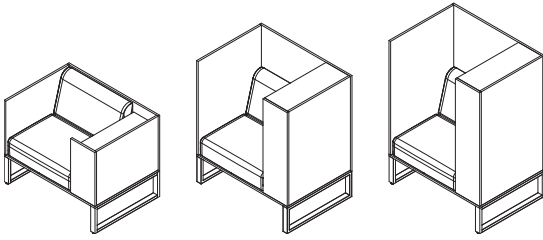
## CHATHAM COVE UPHOLSTERY SPECIFICATIONS



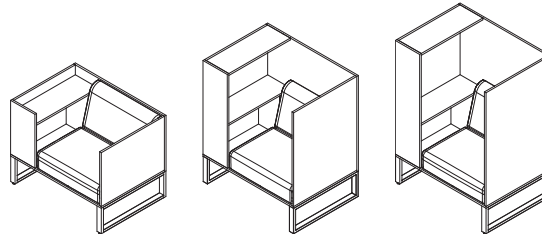
When ordering a unit with more than one upholstery please indicate the upholstery selection along with the particular "cushion code" to ensure that the selected upholsteries are applied to the correct cushion. See image for example. For pricing examples see chart below:

| Example   | Model Number  | List  | Cushion B1    | Cushion S1    | O-Leg Paint   | Total List |
|---|---------------|-------|---------------|---------------|---------------|------------|
| 1. 34H x 42W x 30D 2-Sided Left Powered with Grade A & B Cushions | F-CC2PL344230 | 2,579 | +0 (Grade A)  | +23 (Grade B) | +0 (Grade A)  | 2,479      |
| 2. 34H x 42W x 30D 2-Sided Left Non-Powered with Grade B Cushions | F-CC2NR344230 | 2,388 | +23 (Grade B) | +23 (Grade B) | +25 (Grade C) | 2,345      |
| 3. 58H x 42W x 30D 2-Sided Left Powered with Grade B & C Cushions | F-CC2PL584230 | 3,362 | +23 (Grade B) | +45 (Grade C) | +25 (Grade C) | 3,294      |

## CHATHAM COVE 3-SIDED MODELS AND OPTIONS



Configurable Chatham Cove  
3-Sided Left



Configurable Chatham Cove  
3-Sided Right

| Model Number   | Description                        | Base                              | Laminate                   | Fabric                                       | Base Model Price |
|----------------|------------------------------------|-----------------------------------|----------------------------|--|------------------|
| Varies by Size | Configurable 1-Seater<br>(3-Sided) | O-Legs<br>(Choice of Paint Color) | Choice of Grade A Laminate | Choice of 2 Fabrics<br>(Seat x1 and Back x1) | Varies by Size   |

### CONFIGURABLE CHATHAM COVE 3-SIDED LEFT POWERED OPTIONS

| H  | W  | D  | Model Number  | Grade A            | Grade B                     | Grade C                     | Grade D                     | Grade E                     |
|----|----|----|---------------|--------------------|-----------------------------|-----------------------------|-----------------------------|-----------------------------|
|    |    |    |               | Upholstery/<br>COM | Upholstery<br>(Per Cushion) | Upholstery<br>(Per Cushion) | Upholstery<br>(Per Cushion) | Upholstery<br>(Per Cushion) |
| 34 | 42 | 30 | F-CC3PL344230 | 2,648              | +23                         | +45                         | +68                         | +102                        |
| 50 | 42 | 30 | F-CC3PL504230 | 3,352              | +23                         | +45                         | +68                         | +102                        |
| 58 | 42 | 30 | F-CC3PL584230 | 3,447              | +23                         | +45                         | +68                         | +102                        |

### CONFIGURABLE CHATHAM COVE 3-SIDED RIGHT POWERED OPTIONS

| H  | W  | D  | Model Number  | Grade A            | Grade B                     | Grade C                     | Grade D                     | Grade E                     |
|----|----|----|---------------|--------------------|-----------------------------|-----------------------------|-----------------------------|-----------------------------|
|    |    |    |               | Upholstery/<br>COM | Upholstery<br>(Per Cushion) | Upholstery<br>(Per Cushion) | Upholstery<br>(Per Cushion) | Upholstery<br>(Per Cushion) |
| 34 | 42 | 30 | F-CC3PR344230 | 2,648              | +23                         | +45                         | +68                         | +102                        |
| 50 | 42 | 30 | F-CC3PR504230 | 3,352              | +23                         | +45                         | +68                         | +102                        |
| 58 | 42 | 30 | F-CC3PR584230 | 3,447              | +23                         | +45                         | +68                         | +102                        |

### CONFIGURABLE CHATHAM COVE 3-SIDED LEFT NON-POWERED OPTIONS

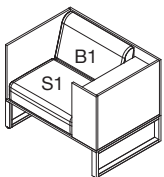
| H  | W  | D  | Model Number  | Grade A            | Grade B                     | Grade C                     | Grade D                     | Grade E                     |
|----|----|----|---------------|--------------------|-----------------------------|-----------------------------|-----------------------------|-----------------------------|
|    |    |    |               | Upholstery/<br>COM | Upholstery<br>(Per Cushion) | Upholstery<br>(Per Cushion) | Upholstery<br>(Per Cushion) | Upholstery<br>(Per Cushion) |
| 34 | 42 | 30 | F-CC3NL344230 | 2,457              | +23                         | +45                         | +68                         | +102                        |
| 50 | 42 | 30 | F-CC3NL504230 | 3,117              | +23                         | +45                         | +68                         | +102                        |
| 58 | 42 | 30 | F-CC3NL584230 | 3,211              | +23                         | +45                         | +68                         | +102                        |

### CONFIGURABLE CHATHAM COVE 3-SIDED RIGHT NON-POWERED OPTIONS

| H  | W  | D  | Model Number  | Grade A            | Grade B                     | Grade C                     | Grade D                     | Grade E                     |
|----|----|----|---------------|--------------------|-----------------------------|-----------------------------|-----------------------------|-----------------------------|
|    |    |    |               | Upholstery/<br>COM | Upholstery<br>(Per Cushion) | Upholstery<br>(Per Cushion) | Upholstery<br>(Per Cushion) | Upholstery<br>(Per Cushion) |
| 34 | 42 | 30 | F-CC3NR344230 | 2,457              | +23                         | +45                         | +68                         | +102                        |
| 50 | 42 | 30 | F-CC3NR504230 | 3,117              | +23                         | +45                         | +68                         | +102                        |
| 58 | 42 | 30 | F-CC3NR584230 | 3,211              | +23                         | +45                         | +68                         | +102                        |

**Note:** Select choice of paint color option for O-Leg (Grade C +28)

## CHATHAM COVE UPHOLSTERY SPECIFICATIONS

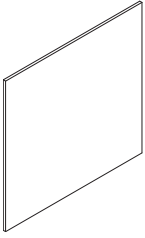


When ordering a unit with more than one upholstery please indicate the upholstery selection along with the particular "cushion code" to ensure that the selected upholsteries are applied to the correct cushion. See image for example. For pricing examples see chart below:

| Example   | Model Number  | List  | Cushion B1    | Cushion S1    | O-Leg Paint   | Total List |
|---|---------------|-------|---------------|---------------|---------------|------------|
| 1. 34H x 42W x 30D 2-Sided Left Powered with Grade A & B Cushions | F-CC3PL344230 | 2,648 | +0 (Grade A)  | +23 (Grade B) | +0 (Grade A)  | 2,544      |
| 2. 34H x 42W x 30D 2-Sided Left Non-Powered with Grade B Cushions | F-CC3NL344230 | 2,457 | +23 (Grade B) | +23 (Grade B) | +25 (Grade C) | 2,411      |
| 3. 58H x 42W x 30D 2-Sided Left Powered with Grade B & C Cushions | F-CC3PL584230 | 3,447 | +23 (Grade B) | +45 (Grade C) | +25 (Grade C) | 3,375      |

# CHATHAM COVE

## CHATHAM COVE INSERTS



Chatham Cove Insert

| Model Number   | Description         | Finish                        | Base Model Price |
|----------------|---------------------|-------------------------------|------------------|
| Varies by Size | Chatham Cove Insert | Choice of PET or Fabric Color | Varies by Size   |

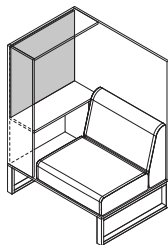
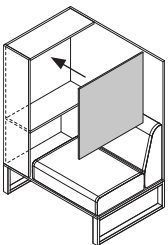
### CHATHAM COVE INSERTS

| W  | D  | Material | Model Number | List Price | Grade B Fabric | Grade C Fabric | Grade D Fabric | COM Fabric |
|----|----|----------|--------------|------------|----------------|----------------|----------------|------------|
| 50 | 30 | PET*     | F-TPET5030   | 409        | -              | -              | -              | -          |
| 50 | 30 | Fabric   | F-TACK5030   | 734        | +0             | +38            | +68            | -20        |
| 58 | 30 | PET*     | F-TPET5830   | 467        | -              | -              | -              | -          |
| 58 | 30 | Fabric   | F-TACK5830   | 792        | +0             | +38            | +68            | -20        |

\*Choice of PET Colors: Lite Grey, Medium Grey, Tan or Vibrant Blue.

## CHATHAM COVE INSERT SPECIFICATION GUIDE

Comes with non-marring mounting adhesive for install. Inserts are field replaceable.



## PRODUCT INFORMATION

AIS Volker Cubes and tables offer user friendly, comfortable seating and meeting solutions for today's work and learning environments. Whether used for impromptu collaborative spaces, guest seating in workstations, or casual waiting areas, the Volker Cube's versatile design will complement your office. Its welcoming, simple and smart design makes the Volker Cube the perfect addition to any environment.

The Volker Cube can be easily and discretely tucked away when not in use, or effortlessly pulled out when ready to use. The Volker Cube features a sleek design with the upholstery fabric of choice to complete the design of your workspace. The cube features hubless casters allowing for ease of motion as well as adding an attractive design element. The Volker table is customizable offering an assortment of laminate options. The Volker table provides the perfect nesting compartment for the cube, providing convenient storage.



**Volker Cubes with Nesting Table (with Writable Laminate Top)**

## FEATURES AND BENEFITS

- Grade A through COM upholstery options
- Easily tucks into the table allowing for a small footprint
- 18" Deep x 18" Wide x 18" High (incl. casters) cube
- Nesting table: 19" High x 37" Wide x 37" Deep
- Easy to move
- 20 Grade A laminate options for table base
- Table top can be any Grade A or HPL (matching edgeband only available for Grade A). For laminate reference the Calibrate Price List
- Please use the Calibrate Price List for additional and complementary tables
- Cubes have a 300lbs. rating

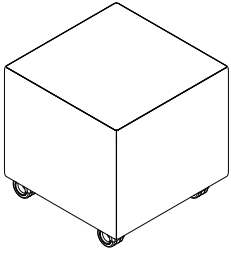
## PRODUCT SPECIFICATIONS

### Volker Cube

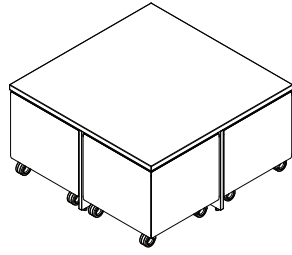
Weight: 36 lbs. Overall Width: 18" Overall Depth: 18" Overall Height: 18" Seat Height (including casters): 18" Seat Depth: 18" Seat Width: 18"

# VOLKER CUBE

## VOLKER CUBE MODELS



Standard Volker Cube



Volker Cube (x4) with Nesting Table

| Model Number | Description                         | Laminate                             | Fabric                         | Base Model Price       |
|--------------|-------------------------------------|--------------------------------------|--------------------------------|------------------------|
| F-CUBE181818 | Standard Volker Cube                | None                                 | Choice of Fabric               | Varies by Fabric Grade |
| F-CUBENEST   | Volker Cube (x4) with Nesting Table | Choice of Laminate for Nesting Table | Choice of Fabric for each Cube | Varies by Fabric Grade |

### STANDARD VOLKER CUBE

| H  | W  | D  | Model Number | Grade A/<br>COM | Grade B | Grade C | Grade D | Grade E |
|----|----|----|--------------|-----------------|---------|---------|---------|---------|
| 18 | 18 | 18 | F-CUBE181818 | 697             | +38     | +88     | +137    | +224    |

### FOUR VOLKER CUBES WITH NESTING TABLE

| H      | W      | D      | Model Number | Grade A/<br>COM | Grade B | Grade C | Grade D | Grade E |
|--------|--------|--------|--------------|-----------------|---------|---------|---------|---------|
| 19 1/4 | 37 3/8 | 37 3/8 | F-CUBENEST   | 4,083           | +152    | +352    | +548    | +896    |

## VOLKER CUBE UPHOLSTERY SPECIFICATIONS

When ordering multiple upholsteries in different Grades for the four Volker Cubes with Nesting Table the cost of the unit will be calculated according to the following example:

F-CUBENEST with one Grade A Volker Cube, one Grade B Volker Cube, one Grade C Volker Cube and one Grade D Volker Cube upholstery selection:  
 \$3,888 (Grade A base price) + \$38 (1/4 of Grade B upcharge) + \$88 (1/4 of Grade C upcharge) + \$137 (1/4 of Grade D upcharge) = List Price of \$4,151.





**National Showrooms:**

**Leominster**

AIS Headquarters  
25 Tucker Drive  
Leominster, MA 01453

---

**Chicago**

The Merchandise Mart  
Suite 1086  
Chicago, Illinois 60654

**New York**

AIS New York  
257 Park Avenue South  
New York, New York 10010

**Washington, D.C.**

AIS Washington, D.C.  
1501 M St, NW, STE 230  
Washington, D.C. 20005

**GSA Sales**

GSA Contract 47QSM20D08Q4  
Multiple Award Schedule (MAS)  
Large Category: Furniture & Furnishings  
Subcategories: Office Furniture, Packaged  
Office Furniture and Furniture Services

**For additional information on AIS:**

Dealer Showrooms, Representative  
Directory, Project Case Studies, Online  
Catalog & Product Showcase  
Visit: [www.ais-inc.com](http://www.ais-inc.com)